

# Improved Reconstruction of Random Geometric Graphs

Varsha Dani<sup>\*</sup>    Josep Diaz<sup>†</sup>    Thomas P. Hayes<sup>‡</sup>    Cristopher Moore<sup>§</sup>

August 2, 2021

## Abstract

Embedding graphs in a geographical or latent space, i.e., inferring locations for vertices in Euclidean space or on a smooth submanifold, is a common task in network analysis, statistical inference, and graph visualization. We consider the classic model of random geometric graphs where  $n$  points are scattered uniformly in a square of area  $n$ , and two points have an edge between them if and only if their Euclidean distance is less than  $r$ . The reconstruction problem then consists of inferring the vertex positions, up to symmetry, given only the adjacency matrix of the resulting graph. We give an algorithm that, if  $r = n^\alpha$  for  $\alpha > 0$ , with high probability reconstructs the vertex positions with a maximum error of  $O(n^\beta)$  where  $\beta = 1/2 - (4/3)\alpha$ , until  $\alpha \geq 3/8$  where  $\beta = 0$  and the error becomes  $O(\sqrt{\log n})$ . This improves over earlier results, which were unable to reconstruct with error less than  $r$ . Our method estimates Euclidean distances using a hybrid of graph distances and short-range estimates based on the number of common neighbors. We sketch proofs that our results also apply on the surface of a sphere, and (with somewhat different exponents) in any fixed dimension.

---

<sup>\*</sup>Dept. of Computer Science, Rochester Institute of Technology, Rochester, NY & Ronin Institute.

<sup>†</sup>Dept. Computer Science, U. Politècnica Catalunya, Barcelona, Spain. Partially supported by TIC2017-86727-C2-1-2 and NSF IIS-1838251

<sup>‡</sup>Dept. Computer Science, U. New Mexico, Albuquerque, NM.

<sup>§</sup>Santa Fe Institute, Santa Fe, NM. Partially supported by NSF grant IIS-1838251

# 1 Introduction

Graph embedding is the art of assigning a position in some smooth space to each vertex, so that the graph’s structure corresponds in some way to the metric structure of that space. If vertices with edges between them are geometrically close, this embedding can help us predict new or unobserved links, devise efficient routing strategies, and cluster similar vertices together—not to mention (if the embedding is in two dimensions) give us a picture of the graph that we can look at and perhaps interpret. In social networks, this space might correspond literally to geography, or it might be a “latent space” whose coordinates measure ideologies, affinities between individuals, or other continuous demographic variables [16]. In some applications the underlying space is known; in others we wish to infer it, including the number of dimensions, whether it is flat or hyperbolic, and so on.

The literature on graph embedding is vast, and we apologize to the many authors who we will fail to cite. However, despite the broad utility of graph embedding in practice (see [29] for a recent experimental review) many popular heuristics lack rigorous guarantees. Here we pursue algorithms that reconstruct the position of every vertex with high accuracy, up to a symmetry of the underlying space.

Many versions of the reconstruction problem, including recognizing whether a graph has a realization as a geometric graph, are NP-complete [6, 9, 10] in the worst case. Thus we turn to distributions of random instances, and ask whether it is typically hard in those instances. For many inference problems, there is a natural generative model where a ground truth structure is “planted,” and the instance is then chosen from a simple distribution conditioned on its planted structure. For community detection a.k.a. the planted partition problem, for instance, we can consider graphs produced by the stochastic block model, a generative model where each vertex has a ground-truth label, and each edge  $(u, v)$  exists with a probability that depends on the labels of  $u$  and  $v$ . Reconstructing these labels from the adjacency matrix then becomes a well-defined problem in statistical inference, which may or may not be solvable depending on the parameters of the model (e.g. [1, 20, 21]). In the same spirit, a series of papers has asked to what extent we can reconstruct vertex positions from the adjacency matrix in random geometric graphs, where vertex positions are chosen independently from a simple distribution.

## Random geometric graph models.

Let  $n$  be an integer and let  $r > 0$  be real. Let  $V = \{v_i\}_{i=1}^n$  be a set of points chosen uniformly at random in the square  $[0, \sqrt{n}]^2$ . Then the *random geometric graph*  $G \in \mathcal{G}(n, r)$  has vertex set  $V$  and edge set  $E = \{(u, v) : \|u - v\| < r\}$  where  $\|u - v\|$  denotes the Euclidean distance. (We will often abuse notation by identifying a vertex with its position.)

Note that this is simply a rescaling of the *unit disk model* where  $(u, v) \in E$  if the unit disks centered at  $u$  and  $v$  intersect. However, we follow previous authors in changing the density of the graph by varying  $r$ . We also scale the size of the square so that it has area  $n$  so that the density of  $V$  is 1: that is, the expected number of points in any measurable subset is equal to its area. It is also natural to consider a Poisson model, where the points are

generated by a Poisson point process with intensity 1. In that case the number of vertices fluctuates but is concentrated around  $n$ , and the local properties of the two models are asymptotically the same. We will occasionally refer to the Poisson model below.

Note that the number of points in a region of area  $A$  is binomially distributed in the uniform model, and Poisson distributed with mean  $A$  in the Poisson model. In both cases, the probability that such a region of area is empty is at most  $e^{-A}$ ; this is exact in the Poisson model, and is an upper bound on the probability  $(1 - A/n)^n$  in the uniform model.

Random geometric graphs (RGGs) were first introduced by Gilbert in the early 1960s to model communications between radio stations [15]. Since then, RGGs have been widely used as models for wireless communication, in particular for wireless sensor networks. Moreover, RGG have also been extensively studied as mathematical objects, and much is known about their asymptotic properties [24, 28]. One well-known result is that  $r_c = \sqrt{\log n/\pi}$  is a *sharp threshold* for connectivity for  $G \in \mathcal{G}(n, r)$  in the square in both the uniform and Poisson models: that is, for any  $\varepsilon > 0$ , with high probability (i.e., with probability tending to 1 as  $n \rightarrow \infty$ )  $G$  is connected if  $r > (1 + \varepsilon)r_c$  and disconnected if  $r < (1 - \varepsilon)r_c$ .

More generally, we can define RGGs on any Riemannian submanifold  $M$ . For curved submanifolds such as the surface of the sphere or a disk in hyperbolic space, we use the geodesic distance  $\|u - v\|_g$ , i.e., the arc length of the shortest geodesic between  $u$  and  $v$ .

## The reconstruction problem.

Given the adjacency matrix  $A$  of a random geometric graph defined on a smooth submanifold  $M$ , we want to find an embedding  $\phi : V \rightarrow M$  which is as close as possible to the true positions of the vertices. We focus on the max distance  $\max_v \|\phi(v) - v\|$  where we identify each vertex  $v$  with its true position. (In the sequel we sometimes say “distortion” or “error” for subsets of vertices or single vertices.)

However, the most we can ask is for  $\phi$  to be accurate up to  $M$ ’s symmetries. In the square, for instance, applying a rotation or reflection to the true positions results in exactly the same adjacency matrix. Thus we define the *distortion*  $d^*(\phi)$  as the minimum of the maximum error achieved by composing  $\phi$  with some element of the symmetry group  $\text{Sym}(M)$ ,

$$d^*(\phi) = \min_{\sigma \in \text{Sym}(M)} \max_{v \in V} \|(\sigma \circ \phi)(v) - v\|. \quad (1)$$

For those who enjoy group theory, if  $M$  is the square then  $\text{Sym}(M)$  is the dihedral group  $D_8$ . For the sphere,  $\text{Sym}(M)$  is the continuous group  $O(3)$  of all rotations and reflections, i.e., all  $3 \times 3$  orthogonal matrices.

## Our contribution and previous work.

An intuitive way to estimate the Euclidean distance  $\|u - v\|$  in a random geometric graph is to relate it to the graph distance  $d_G(u, v)$ , i.e., the number of edges in a topologically shortest path from  $u$  to  $v$ . The upper bound  $\|u - v\| \leq r d_G(u, v)$  is obvious. Moreover, if the graph is dense enough, then shortest paths are fairly straight geometrically and most of

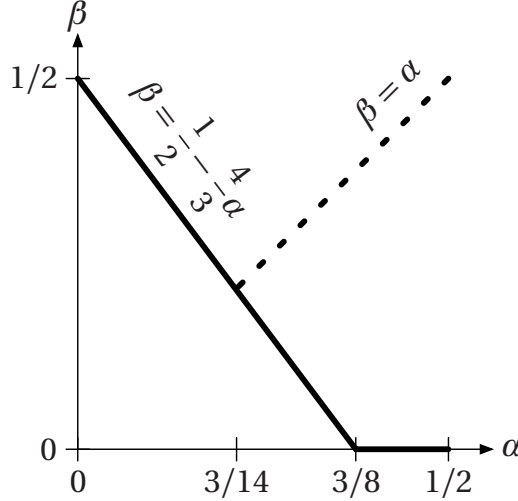


Figure 1: Our results (solid) compared to those of [12] (dotted). If  $r = n^\alpha$ , our reconstruction has distortion  $O(n^\beta)$ , except for  $\alpha > 3/8$  where the distortion is  $O(\sqrt{\log n})$ . The algorithm of [12] applies when  $\alpha > 3/14$  and gives  $\beta = \alpha$ , i.e., distortion  $O(r)$ . Our results apply for any constant  $0 < \alpha < 1/2$  and give lower distortion when  $\alpha > 3/14$ .

their edges have Euclidean length almost  $r$ , and this upper bound is not too far from the truth, e.g. [5, 8, 14, 22].

As far as we know, the best upper and lower bounds relating Euclidean distances to graph distances in RGGs are given in [13]. In [12] these bounds were used to reconstruct with distortion  $(1 + o(1))r$  when  $r$  is sufficiently large, namely if  $r = n^\alpha$  for some  $\alpha > 3/14$ .

However, since the graph distance  $d_G$  is an integer, so the bound  $\|u - v\| \leq rd_G(u, v)$  cannot distinguish Euclidean distances that are between two multiples of  $r$ . Thus, as discussed after the statement of Theorem 3.8 below, the methods of [12] cannot avoid a distortion that grows as  $\Theta(r)$ . Intuitively, the opposite should hold: as  $r$  grows the graph gets denser, and more precise reconstructions should be possible.

We break this  $\Theta(r)$  barrier by using a hybrid distance estimate. First we note that  $rd_G(u, v)$  is a rather good estimate of  $\|u - v\|$  if  $\|u - v\|$  is just below a multiple of  $r$ , and we improve the bounds of [13] using a greedy routing analysis. Then, we combine  $rd_G$  with a more precise short-range estimate based on the number of neighbors that  $u$  and  $v$  have in common. In essence, we use a quantitative version of the popular heuristic that two vertices are close if they have a large Jaccard coefficient (see e.g. [25] for link prediction, and [2] for a related approach to small-world graphs).

As a result, we obtain distortion  $d^*$  that decreases with  $r$ : namely, if  $r = n^\alpha$  for  $\alpha > 0$ , then  $d^* = O(n^\beta)$  where  $\beta = 1/2 - (4/3)\alpha$ , until for  $\alpha \geq 3/8$  where  $d^* = O(\sqrt{\log n})$ . (Note that any  $\alpha > 0$  puts us well above the connectivity threshold.) Since it uses graph distances, the running time of our algorithm is essentially the same as that of All-Pairs Shortest Paths. To our knowledge, this is the smallest distortion achieved by any known polynomial-time algorithm. We compare our results with those of [12] in Figure 1.

We show that our results extend to higher dimensions and some curved manifolds as well. With small modifications, our algorithm works in the  $m$ -dimensional hypercube for any fixed  $m$  (the distortion depends on  $m$ , but the running time does not). We also sketch a proof that it works on the surface of the sphere, using spherical geometry rather than Euclidean geometry, solving an open problem posed in [12]. Our techniques are designed to be easy to apply on a variety of curved manifolds and submanifolds, although we leave the fullest generalizations to future work.

## Other related work.

In the statistics community there are a number of consistency results for maximum-likelihood methods (e.g. [27]) but it is not clear how the accuracy of these methods scales with the size or density of the graph, or how to find the maximum-likelihood estimator efficiently. There are also results on the convergence of spectral methods, using relationships between the graph Laplacian and the Laplace-Beltrami operator on the underlying manifold (e.g. [4]). This approach yields bounded distortion for random dot-product graphs in certain regimes.

We assume that parameters of the model are known, including the underlying space and its metric structure (in particular, its curvature and the number of dimensions). Thus we avoid questions of model selection or hypothesis testing, for which some lovely techniques have been proposed (e.g. [11, 19, 23]). We also assume that the parameter  $r$  is known, since this is easy to estimate from the typical degree.

## Organization of the paper.

In Section 2 we present some concentration results and define the concept of a *deep* vertex. Intuitively, a vertex is deep if it is more than  $r$  from the boundary of the square, so that its ball of potential neighbors is entirely in the interior. However, since we are only given the adjacency matrix of the graph, we base our definition on the number of vertices two steps away from  $v$ , and show that these topological and geometric properties are closely related.

Section 3 shows that we can closely approximate Euclidean distances  $\|u - v\|$  given the adjacency matrix whenever  $v$  is deep. We do this in two steps: we give a precise short-range estimate of  $\|u - v\|$  when  $u, v$  have graph distance 2, and a long-range estimate that uses the existence of a greedy path. By “hybridizing” these two distance estimates, switching from long to short range at a carefully chosen intermediate point, we obtain a significantly better estimate of  $\|u - v\|$  than was given in [13]. We believe these distance estimation techniques may be of interest in themselves.

In Section 4, we use this new estimate of Euclidean distances to reconstruct the vertex positions up to a symmetry of the square, by starting with a few deep “landmarks” and then triangulating to the other vertices. This gives smaller distortion than the algorithm in [12], achieving the scaling shown in Figure 1.

Finally, in Section 5 we extend our method to random geometric graphs in the  $m$ -dimensional hypercube and the  $m$ -dimensional sphere for fixed  $m$ .

## 2 Preliminaries

### 2.1 Concentration of Measure

We will use the following version of Chernoff's bound, which applies to both Poisson and binomial random variables, and in which the statement of the result has been "inverted" to describe a confidence interval for the outcome of the experiment, for a given confidence parameter  $\delta$ .

**Lemma 2.1.** *Let  $X$  be either a Poisson or binomial random variable with mean  $\mu$ . Then, for every  $\delta > 0$ ,*

$$\mathbb{P} \left( |X - \mu| > \max \left\{ 3 \log \frac{1}{\delta}, \sqrt{3\mu \log \frac{1}{\delta}} \right\} \right) \leq \delta.$$

We have made no attempt to optimize the constants in Lemma 2.1. We will apply this lemma to derive a confidence interval for the number of vertices within a given region of the square  $[0, \sqrt{n}]^2$ .

**Corollary 2.2.** *Let  $R \subseteq [0, \sqrt{n}]^2$  be a region of area  $A$ . Then, for any  $C \geq 1$ , with probability at least  $1 - 1/n^C$ , the number  $X$  of vertices in  $R$  satisfies*

$$|X - A| \leq \max \left\{ 4C \log n, 2\sqrt{CA \log n} \right\}.$$

*Furthermore, for sufficiently large  $n$ , this bound still holds even if we have conditioned on the positions of a constant number of vertices, and  $R$  is allowed to depend on these.*

### 2.2 Deep Vertices

In what follows we assume that we are working with random geometric graphs in the square  $[0, \sqrt{n}]^2 = [0, \sqrt{n}] \times [0, \sqrt{n}]$ . Because some of our arguments will break down for vertices near the boundary of this square, it will be useful to have an easy way to tell these vertices apart from the rest. To this end, we introduce the following notion of "deep" vertex.

**Definition 2.3.** *Let  $r$  be fixed. We say that a vertex  $v \in V$  is deep if at least  $11r^2$  vertices have graphical distance 2 or less from  $v$ .*

Note that being deep is a property of the graph, rather than its embedding in the plane. This will be important for our algorithms, which are only given access to the adjacency matrix. On the other hand, the following observation shows that being deep almost surely implies being fairly far from the boundary,

**Lemma 2.4.** *There exist constants  $C_1, C_2 > 0$  such that, for every  $n \geq 1, r \geq C_1 \sqrt{\log n}$ , with probability at least  $1 - C_2/n^2$ , every deep vertex of  $G$  is located in the square  $[r, \sqrt{n} - r]^2$ , that is, the entire ball of radius  $r$  centered at the vertex is contained in  $[0, \sqrt{n}]^2$ .*

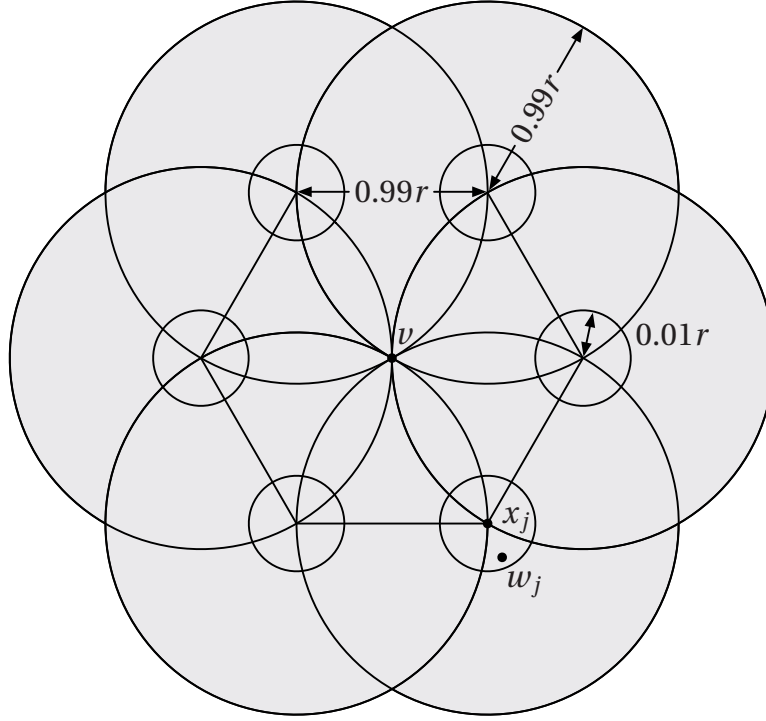


Figure 2: The “flower” of the proof of Lemma 2.5. The hexagon is centered at  $v$ , its side length is  $0.99r$ , and its corners are  $x_1, \dots, x_6$ . With high probability, each of the balls of radius  $0.01r$  (not shown to scale) centered on the  $x_j$  contains at least one point  $w_j$ ; these are neighbors of  $v$  since  $0.99r + 0.01r = r$ . Moreover, each  $w_j$  is a neighbor of every point in the ball of radius  $0.99r$  centered at  $x_j$ . Therefore, every point in the gray region has graph distance at most 2 from  $v$ .

*Proof.* Suppose  $v$  is a vertex located within distance  $r$  of the boundary of  $[0, \sqrt{n}]^2$ . Let  $B = B(v, 2r)$  be the ball of radius  $2r$  centered at  $v$ . Then  $B \setminus [0, \sqrt{n}]^2$  contains a circular segment of height at least  $r$ , and therefore central angle at least  $2\pi/3$ , and area at least  $(\frac{4}{3}\pi - \sqrt{3})r^2$ . It follows that  $B \cap [0, \sqrt{n}]^2$  has area at most  $(\frac{8}{3}\pi + \sqrt{3})r^2 \approx 10.1r^2$ .

Since every vertex within distance 2 of  $v$  is located within  $B \cap [0, \sqrt{n}]^2$ , in expectation the number of such vertices is at most  $10.1r^2$ . Since each vertex other than  $v$  is independently in  $B$  with probability  $\frac{\text{vol}(B \cap [0, \sqrt{n}]^2)}{\text{vol}([0, \sqrt{n}]^2)}$ , we can apply a Chernoff bound to conclude that, with high probability, fewer than  $11r^2$  vertices are in  $B \cap [0, \sqrt{n}]^2$ , and therefore  $v$  is not deep.  $\square$

On the other hand, we will also need a large supply of deep vertices. Fortunately, this follows from another observation, which we now state.

**Lemma 2.5.** *There exist constants  $C_1, C_2 > 0$  such that, if  $r \geq C_1\sqrt{\log n}$ , with probability at least  $1 - C_2/n^2$  every vertex located in  $[2r, \sqrt{n} - 2r]^2$  is deep.*

*Proof.* Let  $v$  be located in  $[2r, \sqrt{n} - 2r]^2$ . Let  $x_1, \dots, x_6$  be the corners of a regular hexagon whose center is at  $v$ , and whose side length is  $0.99r$ . (There is nothing special about using a polygon with six sides, but it makes the geometry pretty).

We claim that, with high probability, there exist vertices  $w_1, \dots, w_6 \in V$  such that  $\|w_j - x_j\| \leq 0.01r$  for each  $j$ . To see this, note that the ball of radius  $0.01r$  centered at  $x_j$  has area  $A = 0.0001\pi r^2$ . Since  $r \geq C_1\sqrt{\log n}$ , the probability that a given one of these balls is empty is at most  $e^{-A} \leq 1/6n^3$  if  $C_1$  is sufficiently large. We then apply a union bound over these six events.

By the triangle inequality,  $\|w_j - v\| \leq 0.99r + 0.01r = r$ , so these  $w_j$  are neighbors of  $v$ . To see that the  $w_j$  in turn have many neighbors, which have graph distance 2 from  $v$ , we apply Corollary 2.2 to the “flower” formed by the union of the six balls of radius  $0.99r$  centered at each of the  $x_j$ ’s, shown in gray in Figure 2. Any point in one of these balls is a neighbor of the corresponding  $w_j$ , again by the triangle inequality. Thus this region contains only vertices at distance 2 or less from  $v$ .

An easy exercise in high-school geometry shows that the area of this flower equals  $(0.99)^2(2\pi + 3\sqrt{3})r^2 \approx 11.25r^2$ . Corollary 2.2 then implies that, with high probability,  $\left|\bigcup_{j=1}^6 N(w_j)\right| \geq 11r^2$  and hence  $v$  is deep. Finally, we take the union bound over all vertices in  $[2r, \sqrt{n} - 2r]^2$ , of which there are at most  $n$ .  $\square$

### 3 Distance Estimation: Lunes and Lenses

#### 3.1 Estimating short-range distances

Let  $0 \leq x \leq 2r$ . We define the function  $F(x) = F(x, r)$  to be one half of the area of the symmetric difference of two balls of radius  $r$  whose centers are at distance  $x$ , that is, the area of the lune  $B((x, 0), r) \setminus B((0, 0), r)$ . Equivalently,  $F$  is given by the following formula:

$$F(x) = \pi r^2 - 2r^2 \arccos \frac{x}{2r} + \frac{x}{2} \sqrt{4r^2 - x^2} \quad (2)$$

or the following differential equation:

$$F'(x) = \sqrt{4r^2 - x^2}, \quad (3)$$

with boundary condition  $F(0) = 0$ . This also implies that, on the interval  $(0, r)$ , we have  $F'(x) \geq r\sqrt{3}$ .

We will need the following easy fact about  $F$ .

**Lemma 3.1.** *Let  $0 \leq x_1 \leq x_2 \leq 2r$ . Then*

$$F(x_2) \geq F(x_1) + (x_2 - x_1) \frac{F'(x_1) + F'(x_2)}{2}.$$



*Proof.* Since  $F'(x) = \sqrt{4r^2 - x^2}$ , differentiating twice more, we find that

$$F'''(x) = \frac{-4r^2}{(4r^2 - x^2)^{3/2}} \leq 0,$$

so  $F'$  is concave.

Sample  $X$  uniformly from the interval  $[x_1, x_2]$ , then sample  $Y$  uniformly from the two endpoints,  $\{x_1, x_2\}$ , such that its conditional expectation is  $X$ . Note that this implies that  $Y$  is uniform over  $\{x_1, x_2\}$ . Then we have:

$$\begin{aligned} \frac{F(x_2) - F(x_1)}{x_2 - x_1} &= \mathbb{E}(F'(X)) && \text{by the Fundamental Theorem of Calculus} \\ &= \mathbb{E}(F'(\mathbb{E}(Y | X))) && \text{by definition of } Y \\ &\geq \mathbb{E}(\mathbb{E}(F'(Y) | X)) && \text{by Jensen's Inequality} \\ &= \mathbb{E}(F'(Y)) && \text{by the Law of Total Probability} \\ &= \frac{F'(x_1) + F'(x_2)}{2} && \text{since } Y \text{ is uniform over } \{x_1, x_2\}. \end{aligned}$$

Rearranging, this completes the proof.  $\square$

Now, for a random geometric graph,  $G$ , and two vertices,  $v, w$ , the neighbors of  $v$  that are non-neighbors of  $w$  are exactly the vertices in the lune  $B(v, r) \setminus B(w, r)$ , which has area  $F(\|v - w\|)$ . Assuming  $v$  is deep, this lune is entirely within the domain  $[0, \sqrt{n}]^2$ , so, intuitively,  $|N(v) \setminus N(w)|$  should be close to  $F(\|v - w\|)$ . With this in mind, we define

$$\tilde{d}(v, w) = F^{-1}(\min\{|N(v) \setminus N(w)|, F(r)\}), \quad (4)$$

with the hope that  $\tilde{d}(v, w)$  will be a good approximation to the true Euclidean distance,  $\|v - w\|$ , most of the time. Note that  $\tilde{d}(v, w)$  is a function of the adjacency matrix and  $r$ .

The following Lemma makes the above intuition precise.

**Lemma 3.2.** *Let  $G = (V, E)$  be a random geometric graph with parameters  $r, n$ . With probability at least  $1 - 1/n^2$  we have, for all  $\{v, w\} \in E$  such that  $v$  is deep,*

$$\left| \|v - w\| - \tilde{d}(v, w) \right| \leq 100 \max \left\{ \frac{\log n}{r}, \sqrt{\frac{\|v - w\| \log n}{r}} \right\}. \quad (5)$$

**Remark 3.3.** *We note that this result is only useful when  $r$  is at least a constant factor greater than the connectivity threshold. In particular, for  $r \leq 100\sqrt{\log n}$ , the conclusion of Lemma 3.2 becomes trivial, because the right-hand side of (5) exceeds  $r$ .*

*Proof.* Fix a pair of vertices  $v, w$ , and condition on their positions. Let  $d = \|v - w\|$ . Assume that  $v \in [r, \sqrt{n} - r]^2$ , so that the ball of radius  $r$  centered at  $v$  is entirely within the domain,  $[0, \sqrt{n}]^2$ . By Lemma 2.4, with high probability, this assumption will not cause us to miss

any deep vertices. Also assume that  $d \leq r$ , so that  $v$  and  $w$  are neighbors, since otherwise there is nothing to prove.

Observe that  $N(v) \setminus N(w)$  consists of  $w$ , together with exactly those vertices located within the lune  $R = B(v, r) \setminus B(w, r)$ . Since  $R$  has area  $F(d)$  and is contained within the domain,  $[0, \sqrt{n}]^2$ , it follows by Corollary 2.2 that with probability at least  $1 - \frac{1}{n^4}$ , the number of vertices,  $X$ , in  $R$  satisfies

$$|X - F(d)| \leq \max \left\{ 16 \log n, 4\sqrt{F(d) \log n} \right\},$$

and hence

$$||N(v) \setminus N(w)| - F(d)| \leq 1 + \max \left\{ 16 \log n, 4\sqrt{F(d) \log n} \right\}.$$

Now, since the derivative of  $F$  satisfies

$$F'(x) \geq r\sqrt{3}$$

for  $0 \leq x \leq r$ , it follows by the Inverse Function Theorem that  $0 \leq (F^{-1})'(y) \leq \frac{1}{r\sqrt{3}}$  for  $0 \leq y \leq F(r)$ , and hence that

$$|\tilde{d}(v, w) - d| \leq \frac{1 + 16 \left( \log n + \sqrt{F(d) \log n} \right)}{r\sqrt{3}}.$$

Since  $F(d) \leq 2dr$ , this implies

$$|\tilde{d}(v, w) - d| \leq \frac{1 + \max \left\{ 16 \log n, 4\sqrt{2dr \log n} \right\}}{r\sqrt{3}},$$

which is (5), only with slightly better constants. Taking a union bound over all possible choices of  $v, w$  completes the proof.  $\square$

So far we have only defined  $\tilde{d}(v, w)$  for adjacent pairs of vertices where one is deep. We now extend this definition to pairs of vertices at graphical distance 2. Once again, we will require that at least one of them is deep.

Let  $v, w \in V$  be such that  $v$  is deep, and  $d_G(v, w) = 2$ . Let  $d = \|v - w\|$ . Note that  $r < d \leq 2r$ . This time, rather than using the number of vertices in  $B(v, r) \setminus B(w, r)$  to estimate the distance, we will instead use the intersection of the balls, which has area  $\pi r^2 - F(d)$ .

$N(v) \cap N(w)$  is the set of vertices of  $V \setminus \{v, w\}$  that are located within the lens-shaped intersection  $B(v, r) \cap B(w, r)$ . Since  $v$  is deep,  $B(v, r) \cap B(w, r) \subset [0, \sqrt{n}]^2$ . Therefore, conditioned on the positions of  $v$  and  $w$ ,

$$\mathbb{E} [|N(v) \cap N(w)|] = \frac{(n-2)(\pi r^2 - F(d))}{n}.$$

With this in mind, we will write down the distance estimate as

$$\tilde{d}(v, w) = F^{-1} \left( \max \left\{ F(r), \pi r^2 - |N(v) \cap N(w)| \right\} \right) \quad (6)$$

and we will now prove that in this case also,  $\tilde{d}(v, w) \approx \|v - w\|$  with high probability.

**Lemma 3.4.** *Let  $G = (V, E)$  be a random geometric graph with parameters  $r, n$ . Then, with probability at least  $1 - 1/n^2$  we have, for all  $v, w \in V$  such that  $v$  is deep and  $d_G(v, w) = 2$ ,*

$$\left| \|v - w\| - \tilde{d}(v, w) \right| \leq 100 \max \left\{ \frac{(\log n)^{2/3}}{r^{1/3}}, \left( \frac{2r - \|v - w\|}{r} \right)^{1/4} \sqrt{\log n} \right\}. \quad (7)$$

**Remark 3.5.** *Similarly to Lemma 3.2, we note that (7) is only useful when  $r$  is at least a constant factor greater than the connectivity threshold. In particular, for  $r \leq 100\sqrt{\log n}$ , the conclusion of Lemma 3.2 becomes trivial, because the right-hand side of (7) exceeds  $r$ .*

*Proof.* Fix a pair of vertices  $v, w$ , and condition on their positions. Let  $d = \|v - w\|$ . Assume that  $B(v, r) \subset [0, \sqrt{n}]^2$ , since otherwise  $v$  is almost surely not deep, so we would have nothing to prove. Also assume that  $r < \|v - w\| \leq 2r$ , since otherwise  $d_G(v, w)$  cannot be 2, and we would again have nothing to prove.

Observe that, since  $d(v, w) > r$ ,  $N(v) \cap N(w)$  consists of exactly those vertices located within the lens  $R = B(v, r) \cap B(w, r)$ . Since  $R$  has area  $\pi r^2 - F(d)$  and is contained within the domain,  $[0, \sqrt{n}]^2$ , it follows by Corollary 2.2 that with probability at least  $1 - \frac{1}{n^4}$ , the number of vertices,  $X$ , in  $R$  satisfies

$$|X - (\pi r^2 - F(d))| \leq \max \left\{ 16 \log n, 4\sqrt{(\pi r^2 - F(d)) \log n} \right\},$$

and hence

$$| |N(v) \cap N(w)| - (\pi r^2 - F(d)) | \leq \max \left\{ 16 \log n, 4\sqrt{(\pi r^2 - F(d)) \log n} \right\}.$$

By Lemma 3.1 applied with  $\{x_1, x_2\} = \{d, \tilde{d}\}$ , we have

$$|F(d) - F(\tilde{d})| \geq |d - \tilde{d}| \frac{F'(d) + F'(\tilde{d})}{2}$$

We change variables, using  $\varepsilon = 2r - d$ ,  $\tilde{\varepsilon} = 2r - \tilde{d}$ , and apply the definition of  $F'$  to find

$$\begin{aligned} |d - \tilde{d}| &\leq \frac{2|F(d) - F(\tilde{d})|}{F'(d) + F'(\tilde{d})} \\ &= \frac{2|F(d) - \max\{F(r), \pi r^2 - |N(v) \cap N(w)|\}|}{F'(d) + F'(\tilde{d})} \\ &= \frac{2|F(d) - \max\{F(r), \pi r^2 - |N(v) \cap N(w)|\}|}{\sqrt{4r\varepsilon - \varepsilon^2} + \sqrt{4r\tilde{\varepsilon} - \tilde{\varepsilon}^2}} \\ &\leq \frac{2 \max \left\{ 16 \log n, 4\sqrt{(\pi r^2 - F(d)) \log n} \right\}}{\sqrt{4r\varepsilon - \varepsilon^2} + \sqrt{4r\tilde{\varepsilon} - \tilde{\varepsilon}^2}} \\ &\leq \frac{2 \max \left\{ 16 \log n, C\sqrt{\varepsilon^{3/2}r^{1/2} \log n} \right\}}{\sqrt{4r\varepsilon - \varepsilon^2} + \sqrt{4r\tilde{\varepsilon} - \tilde{\varepsilon}^2}} \\ &= O\left(\frac{\varepsilon}{r}\right)^{1/4} \sqrt{\log n}, \end{aligned}$$

assuming  $\varepsilon^3 r > C(\log n)^2$ . For the other case, we may as well treat  $\varepsilon$  as zero, in which case we get

$$\begin{aligned} |d - \tilde{d}| = \tilde{\varepsilon} &\leq \frac{16 \log n}{\sqrt{4r\tilde{\varepsilon} - \tilde{\varepsilon}^2}} \\ &\approx \frac{16 \log n}{\sqrt{3r\tilde{\varepsilon}}}, \end{aligned}$$

which implies

$$\tilde{\varepsilon} \leq \left( \frac{16 \log n}{\sqrt{3r}} \right)^{2/3},$$

as desired.  $\square$

The results of Lemmas 3.2 and 3.4 are summarized in the following theorem.

**Theorem 3.6.** *Let  $G = (V, E)$  be a random geometric graph with parameters  $r, n$ , where  $r \geq 100\sqrt{\log n}$ . With probability at least  $1 - 2/n^2$  we have, for all vertices  $v \neq w$  such that  $d_G(v, w) \leq 2$  and  $v$  is deep,*

$$\left| \|v - w\| - \tilde{d}(v, w) \right| \leq 100G(\|v - w\|)\sqrt{\log n}, \quad (8)$$

where  $G : [0, 2r] \rightarrow [0, 1]$  is defined by

$$G(x) = \begin{cases} \frac{\sqrt{\log n}}{r} & \text{for } 0 \leq x \leq \frac{\log n}{r} \\ \sqrt{\frac{x}{r}} & \text{for } \frac{\log n}{r} \leq x \leq r \\ \left(\frac{2r-x}{r}\right)^{1/4} & \text{for } r \leq x \leq 2r - \frac{(\log n)^{2/3}}{r^{1/3}} \\ \frac{(\log n)^{1/6}}{r^{1/3}} & \text{for } 2r - \frac{(\log n)^{2/3}}{r^{1/3}} \leq x \leq 2r \end{cases}$$

### 3.2 Estimating long-range distances

Next we show a fairly tight relationship between geometric and topological distance for all pairs of vertices, including distant ones. This is a slightly sharper version of [13, Thm 1.1]. The main difference in the proof is that, where before, a short path between two given vertices is found by finding vertices close to a straight line between the endpoints, our proof instead analyzes a greedy algorithm generating a path that may deviate further from the straight line.

We start with the following geometrical lemma.

**Lemma 3.7.** *Let  $B_1, B_2$  be two overlapping Euclidean balls in  $\mathbb{R}^2$  of radius  $r_1$  and  $r_2$  respectively, and let  $d$  be the distance between their centers. Consider the lens  $L = B_1 \cap B_2$ . Let  $\delta$  denote the width of  $L$ , that is,*

$$\delta = \min\{r_1 + r_2 - d, 2r_1, 2r_2\}.$$

Then the area  $A$  of  $L$  satisfies

$$A = \Theta(\delta^{3/2} \min\{r_1, r_2\}^{1/2}) .$$

*Proof.* There are many ways to see this, and we prove an  $m$ -dimensional generalization in Lemma 5.1 below. Here we give a proof using the function  $F(x)$  from the previous section.

Let  $r = \min\{r_1, r_2\}$ . Without loss of generality, we can assume  $\delta < r/10$ . Otherwise,  $L$  includes a constant fraction of the ball of radius  $r$ , and  $A = \Theta(\delta^{3/2} r^{1/2}) = \Theta(r^2)$  as stated.

Now note that  $A$  is between  $1/2$  and  $1$  times the area of a lens of width  $\delta$  formed by two balls  $B_1, B_2$  of radius  $r$  whose centers are  $x = 2r - \delta$  apart. This lens is  $B_1$  minus the lune  $B_1 \setminus B_2$ , so its area is

$$A_{\delta}(\delta) = \pi r^2 - F(2r - \delta) .$$

where  $F$  is defined as in (2). From (3) we have the following differential equation for  $A_{\delta}$ ,

$$A'_{\delta}(\delta) = -F'(2r - \delta) = \sqrt{4r^2 - x^2} = \sqrt{4\delta r - \delta^2} = \Theta(\delta^{1/2} r^{1/2}) .$$

Integrating this from the boundary condition  $A_{\delta}(0) = 0$  to a given  $\delta$  gives  $A = \Theta(\delta^{3/2} r^{1/2})$  and completes the proof.  $\square$

**Theorem 3.8.** *There exist absolute constants  $C_1, C_2, C_3$  such that, for all  $n \geq 1$ , all  $r \geq C_1 \sqrt{\log n}$ , with probability at least  $1 - C_2/n^2$ , all pairs of vertices  $u, v$  satisfy*

$$\left\lceil \frac{\|u - v\|}{r} \right\rceil \leq d_G(u, v) \leq \left\lceil \frac{\|u - v\| + \kappa}{r} \right\rceil , \quad (9)$$

where  $\kappa = \kappa(\|u - v\|)$  is defined so that

$$\frac{\kappa}{r} = C_3 \left( \frac{\|u - v\|}{r^{7/3}} + \frac{\log n}{r^{4/3}} \right) . \quad (10)$$

Before we present the proof, we discuss how we will use this theorem to improve on previous results. Suppose  $r = n^{\alpha}$  where  $0 < \alpha < 1/2$  is a constant. Then since  $\|u - v\| = O(n^{1/2})$  we have

$$\frac{\kappa}{r} = O\left(\max\left(n^{\frac{1}{2} - \frac{7}{3}\alpha}, n^{-\frac{4}{3}\alpha} \log n\right)\right) , \quad (11)$$

and since  $\frac{1}{2} - \frac{7}{3}\alpha > -\frac{4}{3}\alpha$  we have

$$\kappa = O(n^{\beta}) \quad \text{where} \quad \beta = \frac{1}{2} - \frac{4}{3}\alpha . \quad (12)$$

If  $\alpha > 3/14$ , then  $\beta < \alpha$  and  $\kappa = o(r)$ . In this case the upper and lower bounds on  $d_G(u, v)$  differ by at most 1, and moreover are equal for most pairs of vertices, making  $d_G(u, v)$  a nearly-deterministic function of  $\|u - v\|$ . Using  $\lceil x \rceil \leq x + 1$  and multiplying through by  $r$  gives the bounds

$$d_G(u, v)r - (r + \kappa) \leq \|u - v\| \leq d_G(u, v)r ,$$

so that  $d_G(u, v)r$  is an estimate of  $\|u - v\|$  with error  $r + \kappa = (1 + o(1))r$ . Previous work [12, 13] used this bound to reconstruct the graph with a distortion of  $(1 + \varepsilon)r$  for arbitrarily small constant  $\varepsilon$ . This gives the performance shown by the dotted line in Figure 1.

But in fact  $d_G(u, v)r$  is a much more accurate estimate of  $\|u - v\|$  for certain pairs of vertices. Namely, if  $\|u - v\|$  is just below a multiple of  $r$ , then rounding up the left and right sides of (9) doesn't change either very much. We state this with the following corollary.

**Corollary 3.9.** *With  $\kappa = \kappa(\|u - v\|)$  defined as in (10), suppose that for some  $\delta$  and some non-negative integer  $t$  we have*

$$tr - (\kappa + \delta) < \|u - v\| < tr - \kappa.$$

*Then*

$$d_G(u, v)r - (\kappa + \delta) \leq \|u - v\| \leq d_G(u, v)r.$$

*Proof.* We have

$$\left\lceil \frac{\|u - v\| + \kappa}{r} \right\rceil \leq \frac{\|u - v\| + \kappa + \delta}{r},$$

and (9) then gives the stated result.  $\square$

Thus, if  $\|u - v\|$  is in one of these intervals, Theorem 3.8 lets us estimate  $\|u - v\|$  from the adjacency matrix with error  $\delta + \kappa$  instead of  $r + \kappa$ . Below we will combine this with the more precise estimate of short-range distances from Lemma 3.2 to achieve this error for all pairs  $u, v$  of vertices where  $v$  is deep, not just those for which  $\|u - v\|$  is almost a multiple of  $r$ . As a result, the error in our distance estimates and the distortion of our reconstruction is  $O(r^\beta)$  where  $\beta$  decreases from 1 to 0 as  $\alpha$  increases as shown by the solid line in Figure 1. Specifically, we obtain a nontrivial result for any  $\alpha > 0$  and a more accurate reconstruction than [12] in the range  $\alpha > 3/14$  where their theorem applies. At  $\alpha = 3/8$  where  $\beta = 0$  another source of error takes over, leaving us with  $O(\sqrt{\log n})$  distortion.

*Proof of Theorem 3.8.* The first inequality is easy: since every edge has Euclidean length at most  $r$ , we have  $\|u - v\| \leq d_G(u, v)r$  by the Triangle Inequality. Since  $d_G(u, v)$  is an integer, rounding it up does not change its value, so

$$\left\lceil \frac{\|u - v\|}{r} \right\rceil \leq d_G(u, v).$$

We now turn our attention to the second inequality of (9), the upper bound on  $d_G(u, v)$ . In an attempt to find a short path from  $u$  to  $v$ , we consider the following greedy algorithm. (This has nothing to do with our reconstruction algorithm, and is purely for analysis.) Let  $x_0 = u$ . For  $i \geq 1$ , we define  $x_{i+1}$  to be the neighbor of  $x_i$  that has minimal Euclidean distance to  $v$  (note that  $x_{i+1}$  is unique with probability 1). The algorithm terminates if no neighbor of  $x_i$  is closer to  $v$  than  $x_i$  is. Hopefully this is because  $x_i = v$ , in which case we say there exists a greedy path from  $u$  to  $v$ . However, it may instead happen that the greedy algorithm gets stuck in a local minimum, and never reaches  $v$ .

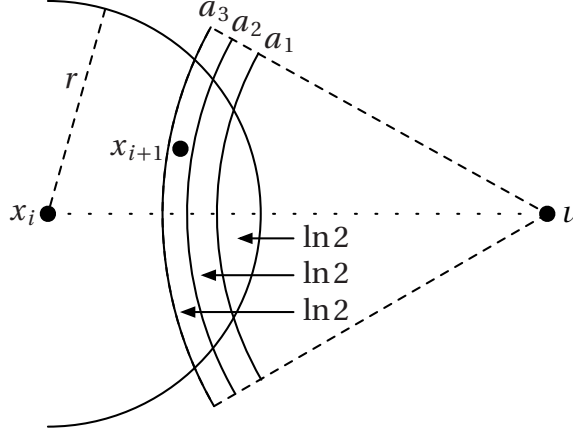


Figure 3: The analysis of greedy routing in Theorem 3.8. We consider the intersections of the neighborhood of the current point  $x_i$  with balls centered at  $v$ , with the radius of the latter chosen so that these intersections have area  $\ln 2$ ,  $2 \ln 2$ ,  $3 \ln 2$ , and so on. Each additional region of area  $\ln 2$  is nonempty with probability  $1/2$ , creating a fair coin flip. When this coin gives “yes”, i.e., that region is nonempty, we reveal  $x_{i+1}$  in that region.

We will prove that, with probability  $1 - O(n^{-3})$ , a greedy path exists from  $u$  to  $v$ , and its length is at most the desired upper bound. Taking a union bound over all pairs  $u, v$  completes the proof.

We will discuss our solution in terms of a sequence of independent fair coin flips. These coin flips are the outcomes of a sequence of experiments of the form “Is  $\|x_{i+1} - v\| \leq a$ ?”, where  $x_1, \dots, x_\ell$  is our greedy walk from  $u$  to  $v$ . The values  $a$  are chosen adaptively to make each of these coin flips fair, conditioned on previously revealed steps of the greedy walk, and on previous coin flips.

Specifically, assume that  $x_i$  has just been revealed. Our first coin flip asks whether  $x_{i+1}$  lies in the lens  $L_1$  defined as the intersection of the ball of radius  $r$  centered at  $x_i$  with the ball of radius  $a_1$  centered at  $v$ , with  $a_1$  chosen so that  $L_1$  has area  $\ln 2$ . Working in the Poisson model, the probability that  $L_1$  contains at least one vertex is exactly  $1/2$ . If the coin comes up “no”, i.e.,  $L_1$  is empty, we ask the same question, while increasing the radius of the ball around  $v$  to  $a_2$ , and then  $a_3$ , and so on, with  $a_t$  chosen so that the resulting lens  $L_t$  has area  $t \ln 2$ . Each time we increment  $t$ , we gain an additional region  $L_t \setminus L_{t-1}$  of area  $\ln 2$ , which corresponds to another coin flip. We continue until the  $t$ th coin comes up “yes”, i.e.,  $L_t$  contains at least one point. At that point we know that  $x_{i+1} \in L_t \setminus L_{t-1}$  and therefore  $\|x_{i+1} - v\| \leq a_t$  as shown in Figure 3. We then reveal  $x_{i+1}$  (note that it might be one of several points in that region).

We then repeat the whole process with  $x_{i+1}$  in place of  $x_i$ . This continues until  $x_i$  is within the risk of radius  $r$  around  $v$ , after which  $x_{i+1} = v$  and we’re done.

Note that the above argument breaks down if the sequence of lenses examined in stage  $i+1$  overlaps the lenses examined in stage  $i$ . In this case, since the planar regions being examined aren’t disjoint, the second sequence of coin flips is no longer conditionally independent of

the first. Fortunately, this can only happen if there is a very long sequence of consecutive “no” answers in stage  $i$ , which is unlikely in a sequence of fair coin flips. Specifically, we are only worried about the event that  $\|x_i - v\| \geq \|x_{i-1} - v\| - r/2$ , which, since the area of the lens of width  $r/2$  with centers at  $x_{i-1}$  and  $v$  and radii  $r$  and  $\|x_i - v\| - r/2$ , respectively, is  $\Theta(r^2)$  by Lemma 3.7. Choosing the constants carefully, we can ensure that the probability of this lens being empty is  $O(1/n^4)$ , and hence with high probability it doesn’t happen at any stage of the greedy algorithm.

The next step in the analysis is to relate the number of “no” answers received in the aforementioned sequence of fair coin flips to the progress made by the greedy algorithm. Note that each sequence of  $k - 1$  “no” answers followed by one “yes,” corresponds to  $x_{i+1}$  being in the lens of area  $k \ln 2$ , which has, by Lemma 3.7, width  $\Theta(k^{2/3}r^{-1/3})$ , which is  $O(kr^{-1/3})$ . Thus

$$\|x_{i+1} - v\| \leq a_k = \|x_i - v\| - r + O(kr^{-1/3}).$$

It follows that, if the total number of coins flipped on the journey from  $u$  to  $v$  is  $m$ , we necessarily have  $\|u - v\| \geq r(d_G(u, v) - 1) - O(mr^{-1/3})$ .

Setting  $m = \frac{4\|u-v\|}{r} + 48 \log n$ , Chernoff’s bound tells us that the probability of getting fewer than  $m/4$  heads in a sequence of  $m$  coin flips is at most  $\exp(-m/16) = O(n^{-3})$ . The second kind of bad event is getting a sequence of more than  $4 \log n$  consecutive tails. Since the chance of having a particular set of  $k$  coin flips be all tails is  $2^{-k}$ , and there are at most  $m = O(\sqrt{n}/r)$  possible positions for a run to start, a union bound shows that the combined probability of having such a run is  $O(n^{-4}\sqrt{n}/r) = O(n^{-3})$ .

Putting all of the above together, except for an  $O(n^{-3})$  probability of failure, we have

$$\begin{aligned} \|u - v\| &\geq r(d_G(u, v) - 1) - O(mr^{-1/3}) \\ &= r(d_G(u, v) - 1) - O\left(\frac{\|u - v\|}{r^{4/3}} + r^{-1/3} \log n\right), \end{aligned}$$

or equivalently, for some constant  $C_3$

$$\begin{aligned} d_G(u, v) &\leq 1 + \frac{\|u - v\|(1 + O(r^{-4/3})) + O(r^{-1/3} \log n)}{r} \\ &\leq 1 + \frac{\|u - v\|}{r} + C_3 \left( \frac{\|u - v\|}{r^{7/3}} + \frac{\log n}{r^{4/3}} \right) \\ &\leq 1 + \frac{\|u - v\| + \kappa}{r}. \end{aligned}$$

Since  $d_G(u, v)$  is an integer, and  $\frac{\|u-v\|+\kappa}{r}$  being an integer is a measure zero event, it follows that

$$d_G(u, v) \leq \left\lceil \frac{\|u - v\| + \kappa}{r} \right\rceil.$$

□



### 3.3 Hybrid estimates of long-range distances

In order to combine the long-range estimates of Theorem 3.8 with the more precise short-range estimates of Lemma 3.2, it will be helpful to set up some general machinery.

**Definition 3.10.** Suppose  $V \subset \mathbb{R}^2$ . Let  $d : V^2 \rightarrow [0, \infty)$  and  $\varepsilon : \mathbb{R} \rightarrow [0, \infty)$  be two functions satisfying, for all  $u, v \in V$ ,

$$d(u, v) - \varepsilon(u, v) \leq \|u - v\| \leq d(u, v).$$

Then we say  $d$  is an upper bound on Euclidean distance with error function  $\varepsilon$ .

These error functions will often be bounded by functions of the distance, in which case we will write  $\varepsilon(\|u - v\|)$  rather than  $\varepsilon(u, v)$ . In our application,  $V$  consists of all vertices in the geometric graph, but we will achieve particularly small  $\varepsilon(u, v)$  when  $v$  is deep.

A basic tool for combining distance estimates is the following:

**Lemma 3.11.** If  $d_1$  and  $d_2$  are upper bounds on Euclidean distance with error functions  $\varepsilon_1, \varepsilon_2$  respectively, then  $\min\{d_1, d_2\}$  is an upper bound on Euclidean distance with error  $\min\{\varepsilon_1, \varepsilon_2\}$ .

*Proof.* For any  $u, v$  we have  $\|u - v\| \leq \min\{d_1, d_2\}$ . On the other side, assume without loss of generality that  $\varepsilon_1 \leq \varepsilon_2$ . Then  $\|u - v\| \geq d_1 - \varepsilon_1 \geq \min\{d_1, d_2\} - \varepsilon_1$ .  $\square$

As the next lemma shows, another way to combine two upper bounds is to construct paths  $u, w, v$ , using  $d_1$  for the first step and  $d_2$  for the second, and minimize over all intermediate points  $w$ . This hybrid is especially useful when, as with our long-range and short-range estimates,  $d_1$  and  $d_2$  have different ranges of  $\|u - v\|$  in which they achieve small error.

**Lemma 3.12.** Suppose  $d_1$  and  $d_2$  are upper bounds on Euclidean distance with error functions  $\varepsilon_1, \varepsilon_2$  respectively. Define the hybrid distance estimate  $\hat{d}$  by

$$\hat{d} = \min_w (d_1(u, w) + d_2(w, v)).$$

Then  $\hat{d}$  is an upper bound on Euclidean distance with error

$$\hat{\varepsilon}(u, v) \leq \min_w \left[ \varepsilon_1(u, w) + \varepsilon_2(w, v) + \|u - w\| + \|w - v\| - \|u - v\| \right].$$

*Proof.* Fix a pair of vertices  $u, v$ . For any  $w$ , by the triangle inequality we have

$$\|u - v\| \leq \|u - w\| + \|w - v\| \leq d_1(u, w) + d_2(w, v),$$

so  $\hat{d}$  is an upper bound on Euclidean distance. On the other hand, as shown in Figure 4 we have

$$\begin{aligned} \|u - v\| &= \|u - w\| + \|w - v\| - (\|u - w\| + \|w - v\| - \|u - v\|) \\ &\geq d_1(u, w) + d_2(w, v) - (\varepsilon_1(u, w) + \varepsilon_2(w, v) + \|u - w\| + \|w - v\| - \|u - v\|). \end{aligned}$$

Using Lemma 3.11 to minimize the error over  $w$  completes the proof.  $\square$

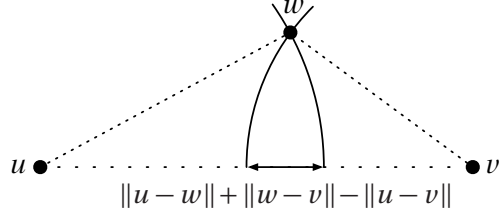


Figure 4: For any intermediate point  $w$ , the hybrid distance estimate  $d_1(u, w) + d_2(w, v)$  is an upper bound on  $\|u - v\|$  with error bounded by Lemma 3.12.

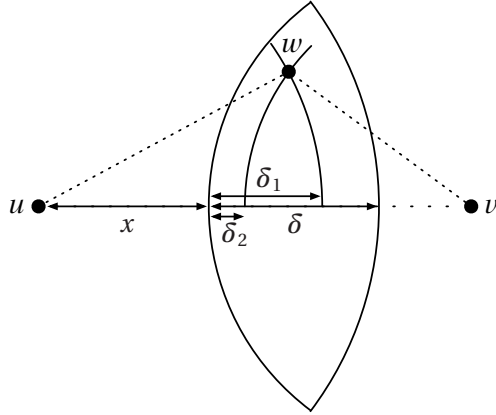


Figure 5: The lens  $L(x)$  of Lemma 3.13. If  $\delta$  is large enough, this lens is nonempty with high probability, in which case we can use any point  $w$  in it as an intermediate point for Lemma 3.12.

Next, we will use the fact that if a lens is large enough to contain at least one point  $w$  with high probability, this yields an upper bound on the minimum in Lemma 3.12.

**Lemma 3.13.** *Suppose  $G$  is a random geometric graph, and that with high probability,  $d_1$  and  $d_2$  are upper bounds on Euclidean distance with errors  $\varepsilon_1(u, v) = \varepsilon_1(\|u - v\|)$  and  $\varepsilon_2(u, v) = \varepsilon_2(\|u - v\|)$ . Define the hybrid distance  $\hat{d}$  as in Lemma 3.12. Then there is a constant  $C$  such that, with high probability,  $\hat{d}$  is also an upper bound on Euclidean distance, with error  $\hat{\varepsilon}(u, v) = \hat{\varepsilon}(\|u - v\|)$  where*

$$\hat{\varepsilon}(\|u - v\|) \leq \min_{0 < x < \|u - v\|} \max_{0 \leq \delta_1, \delta_2 \leq \delta(x)} [\varepsilon_1(x + \delta_1) + \varepsilon_2(\|u - v\| - x - \delta_2) + \delta(x)], \quad (13)$$

where

$$\delta(x) = C(\log n)^{2/3} (\min\{x, \|u - v\| - x\})^{-1/3}. \quad (14)$$

*Proof.* Fix a pair  $u, v$ , and consider the lens  $L(x)$  of width  $\delta$  consisting of the intersection of the balls centered at  $u$  and  $v$  of radius  $r_1 = x + \delta$  and  $r_2 = \|u - v\| - x$  respectively as shown in Figure 5. Lemma 3.7 and  $x \leq r_1$  shows that the area of  $L(x)$  is proportional to  $C^{3/2} \log n$ .

While  $x$  takes an infinite number of values, for all  $x$  we have

$$\delta(x) \geq \delta_{\min} = \Omega((\log n)^{3/2} \|u - v\|^{-1/3}).$$

Now consider  $2\|u - v\|/\delta_{\min}$  lenses of width  $\delta_{\min}/2$ , where  $x$  is an integer multiple of  $\delta_{\min}/2$ . For any  $x$ ,  $L(x)$  contains one of these smaller lenses, so if they are all nonempty, so is  $L(x)$  for all  $x$ . Each of these small lenses also has area  $\Omega(\log n)$ , and there are  $O(\|u - v\|/\delta_{\min}) = O(\|u - v\|^{4/3}) = O(n^{2/3})$  of them. Thus if we set the constant  $C$  large enough for the area of the smaller lenses to be  $3 \log n$ , say, the probability that any of them are empty, for any pair  $u, v$ , is  $o(1)$ .

Hence  $L$  contains at least one vertex  $w$  with high probability. Applying Lemma 3.12 to  $w$ , writing  $\|u - w\| = x + \delta_1$  and  $\|w - v\| = \|u - v\| - x - \delta_2$  as shown in Figure 5, and pessimistically maximizing  $\varepsilon_1(u, w)$  and  $\varepsilon_2(w, v)$  over the lens yields the desired upper bound on the error of  $\hat{d}$ .  $\square$

Now assume  $v$  is deep, and define  $d_1$  and  $d_2$  as follows:

$$\begin{aligned} d_1(u, v) &= rd_G(u, v), \\ d_2(u, v) &= \begin{cases} \tilde{d}(u, v) + C_2 \sqrt{\log n} & \text{if } d_G(u, v) \leq 2, \\ +\infty & \text{otherwise,} \end{cases} \end{aligned}$$

where  $\tilde{d}$  is defined as in (4) and  $C_2$  is the constant in (5). Thus  $d_1$  is the upper bound of Corollary 3.9, and  $d_2$  is the precise short-range estimate  $\tilde{d}$  of Lemma 3.2 with a small increment to make it an upper bound on Euclidean distance with high probability.

We bound the errors  $\varepsilon_1$  and  $\varepsilon_2$  as follows. As discussed after Theorem 3.8, for most values of  $\|u - v\|$  we have  $\varepsilon_1(\|u - v\|) = \Theta(r)$ . However, we will choose the lens in Lemma 3.13 so

that  $\|u - w\|$  is almost a multiple of  $r$ , in which case Corollary 3.9 shows that  $\varepsilon_1(\|u - w\|)$  is much smaller.

For  $\varepsilon_2$ , Lemma 3.2 implies that, for some absolute constant  $C_4$ , with high probability

$$\varepsilon_2(\|u - v\|) \leq \begin{cases} C_4 \sqrt{\log n} & \text{if } \|u - v\| \leq 2r - C_4 r^{-1/3} \log n, \\ +\infty & \text{otherwise.} \end{cases} \quad (15)$$

Here we used (10) and the upper bound of Theorem 3.8 to show that with high probability  $d_G(u, v) \leq 2$  whenever

$$\|u - v\| \leq 2r - \kappa(2r) = 2r - C_3 r^{-1/3} (2 + \log n),$$

and we set  $C_4 > \max\{C_3, 2C_2\}$ .

Having gathered these facts, we will apply Lemma 3.13 to  $d_1$  and  $d_2$  with a judicious choice of lens  $L(x)$ . First note that, since  $d_2(w, v) = +\infty$  if  $d_G(w, v) > 2$ , we can write

$$\widehat{d}(u, v) = \min_{w: d_G(w, v) \leq 2} d_1(u, w) + d_2(w, v) \quad (16)$$

**Theorem 3.14.** *Let  $r = n^\alpha$  for a constant  $0 < \alpha < 1/2$ . For all pairs  $u, v$  where  $v$  is deep, define  $\widehat{d}(u, v)$  as in (16). Then with high probability,  $\widehat{d}$  is an upper bound on the Euclidean distance  $\|u - v\|$  with error*

$$\widehat{\varepsilon}(u, v) \leq C' \begin{cases} n^{\frac{1}{2} - \frac{4}{3}\alpha} & \alpha < 3/8, \\ \sqrt{\log n} & 3/8 \leq \alpha < 1/2, \end{cases} \quad (17)$$

for some absolute constant  $C'$ . That is,

$$\widehat{d}(u, v) - \widehat{\varepsilon}(u, v) \leq \|u - v\| \leq \widehat{d}(u, v).$$

*Proof.* Below we will bound the error of  $\widehat{d}$  as  $\widehat{\varepsilon} = \kappa + O(\sqrt{\log n})$ . Recall that if  $0 < \alpha < 1/2$ , Equation (10) gives

$$\kappa = (1 + o(1))C_3 n^\beta \quad \text{where} \quad \beta = \frac{1}{2} - \frac{4}{3}\alpha.$$

If  $\alpha < 3/8$  then  $\beta > 0$  and  $\widehat{\varepsilon} = (1 + o(1))\kappa$ . If  $\alpha \geq 3/8$  then  $\beta \leq 0$ ,  $\kappa = O(1)$ , and  $\widehat{\varepsilon} = O(\sqrt{\log n})$ .

We can upper bound (13) with any choice of  $x$  between 0 and  $\|u - v\|$ , i.e., any lens between  $u$  and  $v$  that w.h.p. contains an intermediate point  $w$ . We choose this lens as follows. First let  $t$  be the largest integer such that  $\|u - v\| > tr + r/2$ . We assume without loss of generality that  $t \geq 1$ , since if  $t = 0$  we have  $\|u - v\| < 3r/2$  and (15) gives  $\widehat{\varepsilon} \leq \varepsilon \leq \varepsilon_2 = O(\sqrt{\log n})$ .

Let  $C$  be the constant required by Lemma 3.13. If we define

$$\delta = C(\log n)^{2/3} (r/2)^{-1/3} \quad (18)$$

and set  $x = tr - (\kappa + \delta)$ , we have  $\min\{x, \|u - v\| - x\} \geq r/2$ , and  $\delta$  satisfies the condition (14). That is, the lens  $L(x)$  of width  $\delta$  shown in Figure 5 contains at least one point  $w$  with high probability.

Now we can bound the errors in  $d_1(u, w)$  and  $d_2(w, v)$ . First, we have chosen  $L(x)$  so that  $\|u - w\|$  is almost an integer, i.e.,  $tr - (\kappa + \delta) < \|u - w\| < tr - \kappa$ . Then Corollary 3.9 tells us that  $d_1(u, w)$  has error bounded by  $\varepsilon_1 \leq \kappa + \delta$ . Thus, for all  $0 \leq \delta_1 \leq \delta$ , the first term of (13) is bounded by  $\varepsilon_1(x + \delta_1) \leq \kappa + \delta$ .

Second, we have  $\|v - w\| \leq \|u - v\| - x \leq 3r/2 + \kappa + \delta$ , so w.h.p.  $d_G(w, v) \leq 2$  and (15) gives  $\varepsilon_2(w, v) \leq C_4\sqrt{\log n}$ . Thus, for all  $0 \leq \delta_2 \leq \delta$ , the second term of (13) is bounded by  $\varepsilon_2(\|u - v\| - x - \delta_2) \leq C_4\sqrt{\log n}$ .

Combining all of this, Lemma 3.13 tells us that with high probability

$$\widehat{\varepsilon}(\|u - v\|) \leq \kappa + \delta + C_4\sqrt{\log n} + \delta = \kappa + C_4\sqrt{\log n} + o(1).$$

Setting  $C' > \max\{C_3, C_4\}$  completes the proof.  $\square$

## 4 The Reconstruction Algorithm

In this section we use our distance estimates to reconstruct the positions of the points up to a symmetry of the square. Our global strategy is similar to [12]: we first fix a small number of “landmark” vertices  $v$  whose positions can be estimated accurately up to a symmetry of the plane. Then for each vertex  $u$  we use the estimated distances  $\widehat{d}(u, v)$  to reconstruct  $u$ ’s position by triangulation. In [12], the landmarks are vertices close to the corners of the square. Here they will instead be a set of three deep vertices that are far from collinear, forming a triangle which is acute and sufficiently large.

**Lemma 4.1.** *Let  $x, y, z, u$  be four points in the plane. Suppose  $x, y, z$  form an acute triangle with minimum side length at least  $\ell$ . Then, if we know the positions of  $x, y, z$  with error at most  $\eta$ , and we have upper bounds  $\widehat{d}(u, v)$  on the Euclidean distances  $\|u - v\|$  for all  $v \in \{x, y, z\}$  with error  $\widehat{\varepsilon}$ , and all of these distances are at most  $D$ , we can determine the position of  $u$  relative to  $x, y, z$  with error at most*

$$C_5 \frac{D(\widehat{\varepsilon} + \eta)}{\ell}, \quad (19)$$

for an absolute constant  $C_5$ .

**Remark 4.2.** *In our application,  $D$  is at most the diameter  $\sqrt{2n}$  of the square,  $\ell = \Omega(\sqrt{n})$ , and  $\eta = O(\widehat{\varepsilon})$ . Thus we can reconstruct  $u$ ’s position relative to  $x, y, z$  with error  $O(\widehat{\varepsilon})$ .*

*Proof.* First, let us assume fixed positions for  $x, y, z$  within  $\eta$  of their estimated positions (which we can always do so that they form an acute triangle). By the triangle inequality, this changes the distances  $\|u - v\|$  for  $v \in \{x, y, z\}$  by at most  $\pm\eta$ . Thus  $u$  is in the intersection  $U$  of three annuli,

$$U = \bigcap_{v \in \{x, y, z\}} B(v, \widehat{d}(u, v) + \eta) \setminus B(v, \widehat{d}(u, v) - \eta - \widehat{\varepsilon}). \quad (20)$$

Any point  $u'$  in  $U$  gives an approximation of  $u$ 's position with error at most the Euclidean diameter of  $U$ , namely  $\max_{u,u' \in U} \|u - u'\|$ . We will show this diameter is bounded by (19).

We use some basic vector algebra. Let  $\varepsilon' = \widehat{\varepsilon} + 2\eta \leq 2(\widehat{\varepsilon} + \eta)$ . For any  $u, u' \in U$  we have, for all  $v \in \{x, y, z\}$ ,

$$-\varepsilon' \leq \|u - v\| - \|u' - v\| \leq \varepsilon'.$$

Since the triangle  $x, y, z$  is acute, at least one of its sides makes an angle  $\varphi$  with the vector  $u - u'$  where  $0 \leq \varphi \leq \pi/4$ . Taking this side to be  $(x, y)$  we have, without loss of generality,

$$(y - x) \cdot (u - u') = \|y - x\| \|u - u'\| \cos \varphi \geq \|y - x\| \|u - u'\| \sqrt{\frac{1}{2}}.$$

Next, we rewrite this dot product as follows,

$$\begin{aligned} 2(y - x) \cdot (u - u') &= \|x - u\|^2 - \|x - u'\|^2 - \|y - u\|^2 + \|y - u'\|^2 \\ &= (\|x - u\| - \|x - u'\|)(\|x - u\| + \|x - u'\|) \\ &\quad - (\|y - u\| - \|y - u'\|)(\|y - u\| + \|y - u'\|) \\ &\leq \varepsilon'(\|x - u\| + \|x - u'\| + \|y - u\| + \|y - u'\|), \end{aligned}$$

where the first line is a classical polarization identity. Putting these together, we have

$$\|u - u'\| \leq \frac{\sqrt{2}}{\|y - x\|} \varepsilon' (\|x - u\| + \|x - u'\| + \|y - u\| + \|y - u'\|) \leq \frac{4\sqrt{2}R\varepsilon'}{\ell},$$

completing the proof with  $C_5 = 8\sqrt{2}$ . □

**Theorem 4.3.** *Let  $r = n^\alpha$  for a constant  $0 < \alpha < 1/2$ . There is an algorithm with running time  $O(n^\omega \log n)$ , where  $\omega < 2.373$  (see for ex. [3]) is the matrix multiplication exponent, that with high probability reconstructs the vertex positions of a random geometric graph, modulo symmetries of the square, with distortion an absolute constant times  $\widehat{\varepsilon}$  as defined in (17), i.e.,*

$$d^* = C'' \begin{cases} n^{\frac{1}{2} - \frac{4}{3}\alpha} & \text{if } \alpha < 3/8, \\ \sqrt{\log n} & \text{if } 3/8 \leq \alpha < 1/2, \end{cases}$$

for some absolute constant  $C''$ .

*Proof.* We begin by computing graph distances  $d_G$  for all pairs of vertices using Seidel's matrix squaring algorithm [26] for All-Pairs Shortest Paths, which takes  $O(n^\omega \log n)$  time. Along the way, the square of the adjacency matrix gives us  $|N(w) \cap N(v)|$  for all  $w, v$ , letting us compute the short-range distance estimates  $\tilde{d}(w, v)$  and label which vertices are deep.

Next we need to find a triple of deep vertices  $x, y, z$  that form an acute triangle with a minimum side length at least, say,  $\ell = 0.1\sqrt{n}$ . (We abuse notation by identifying  $x, y, z$  with these estimated positions for now.) By the crude bounds of Theorem 3.8, with high probability any triple of deep vertices whose graph distances are in the range  $[0.2\sqrt{n}/r, 0.3\sqrt{n}/r]$  qualifies.

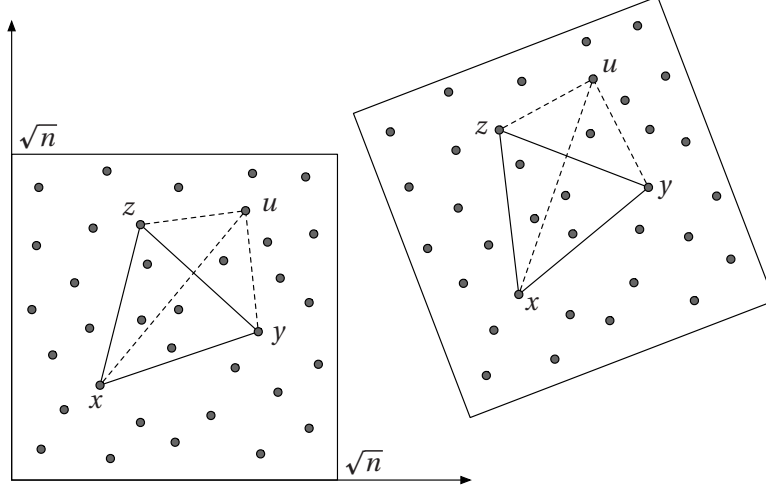


Figure 6: Our reconstruction is built around a triangle  $x, y, z$  of deep vertices. It may be translated, rotated, or reflected in  $\mathbb{R}^2$  by an isometry, but it can then be shifted to the square  $[0, \sqrt{n}]^2$ . Then it will be a good reconstruction up to a rotation or reflection of the square.

There are many ways to find such a triple. One is to find a vertex  $x$  deep inside the square, e.g., one such that all  $v$  with  $d_G(x, v) < 0.4\sqrt{n}/r$  are deep. We can then take  $y$  to be any vertex such that  $d_G(x, y)$  is in this range, and  $z$  to be any vertex such that  $d_G(x, z)$  and  $d_G(y, z)$  are both in this range. (Note that at each stage of this process such a vertex exists with very high probability.) Finding  $x$  takes  $O(n^2)$  time, and finding  $y$  and  $z$  takes  $O(n)$  time each. Alternatively, if the reader doesn't mind a randomized algorithm, we can try uniformly random triples: since a constant fraction of triples qualify, this succeeds with high probability within  $O(\log n)$  tries.

Theorem 3.14 gives us estimated side lengths  $\widehat{d}(x, y), \widehat{d}(y, z), \widehat{d}(x, z)$  that have error  $\widehat{\varepsilon}$ . This lets us estimate the positions of  $x, y, z$  modulo an isometry of  $\mathbb{R}^2$ , i.e., a translation, rotation, or reflection of the plane. Equivalently, it lets us construct a triangle  $x, y, z$  which is congruent to their true positions up to distortion  $\eta = O(\widehat{\varepsilon})$ . Then we use Lemma 4.1 to reconstruct the position of each vertex  $u$  relative to this triangle. Given  $\widehat{d}(u, v)$  for all  $v \in \{x, y, z\}$ , in (19) we have  $D \leq \sqrt{2n}$  and  $\ell \geq 0.1\sqrt{n}$ , Lemma 4.1 gives us  $u$ 's position relative to  $x, y, z$  with error  $10\sqrt{2}C_5(\varepsilon + \eta) = O(\widehat{\varepsilon})$ .

This gives us a reconstruction up to an isometry as shown in Figure 6. Finally, we rotate and translate this reconstruction to the square  $[0, \sqrt{n}]^2$ . To do this we use the fact, proved in [12], that with high probability the true positions of the lowest-degree vertices are within  $\sqrt{\log n}$  of the corners of the square. Thus we can find approximate corners  $a, b, c, d$  by taking the lowest-degree vertex  $a$ , then the lowest-degree vertex  $b$  that has graph distance at least two from  $a$ , and so on. It is easy to compute an isometry that sends  $\{a, b, c, d\}$  to the corners  $\{0, \sqrt{n}\}^2$  with  $d^* = O(\sqrt{\log n})$ : for instance, translate  $a$  to  $(0, 0)$  and then rotate one of the closer corners to  $(0, \sqrt{n})$ . This gives a reconstruction which, up to a rotation or reflection of the square, has distortion  $d^* = O(\widehat{\varepsilon} + \sqrt{\log n}) = O(\widehat{\varepsilon})$ .

Reviewing the above, we see that while the bulk of the running time comes from computing the graph distances, we have a few real-valued and geometric calculations to do. In order to compute  $\widehat{d}(u, v)$  for all  $u$  and all  $v \in \{x, y, z\}$ , we need  $\tilde{d}(w, v)$  for all  $v \in \{x, y, z\}$  and all  $w$  with  $d_G(w, v) \leq 2$ . There are  $O(n^2)$  such  $w$ . Inverting the function  $F$  in (4) is a matter of arithmetic; we need to do this to  $O(\log r) \leq O(\log n)$  bits of precision, which can be done in  $\text{polylog}(n)$  time. Thus computing these  $\tilde{d}$  can be done in time  $O(r^2 \text{polylog}(n))$ , which is  $o(n)$  since  $\alpha < 1/2$ .

Finally, once we have the distance estimates  $\widehat{d}(u, v)$ , finding estimated positions  $u$  in each region  $U$  defined in (20) is a geometric calculation which can be done to  $O(\log n)$  bits of precision in  $\text{polylog}(n)$  time as in [12]. The same is true of computing the angle by which we need to rotate the reconstruction to  $[0, \sqrt{n}]^2$  after translating one corner to the origin. Thus the total running time is dominated by that of Seidel's algorithm,  $O(n^\omega \log n)$ .  $\square$

**Remark 4.4.** *We have made no attempt to optimize the running time of this algorithm. We note, however, that it is not necessary to compute all pairwise graph distances: there are other ways of choosing the triple  $x, y, z$ , and for the distance estimates  $\widehat{d}(u, v)$  for  $v \in \{x, y, z\}$  we only need  $d_G(u, w)$  for  $w$  such that  $d_G(w, v) \leq 2$ . Thus we believe the true running time is less than that of All-Pairs Shortest Paths.*

**Remark 4.5.** *Once we can reconstruct the position of all vertices, i.e. their coordinates, for any pair  $(u, v)$  of vertices that are not deep, we can get a good estimate on  $\|u - v\|$ , by direct computation from their approximate coordinates obtained by the algorithm in 3.14.*

## 5 Extensions to Other Domains

Our results can be generalized from the square to a number of alternative domains for random geometric graphs, including to higher-dimensional Euclidean space and to some curved manifolds. Here we show that our results extend to the  $m$ -dimensional hypercube and the  $m$ -dimensional sphere, solving an open problem posed in [12].

### 5.1 Reconstruction in higher-dimensional Euclidean space

The simplest generalization is where the underlying domain is  $[0, n^{1/m}]^m \subset \mathbb{R}^m$ , i.e., an  $m$ -dimensional hypercube with volume  $n$ . Here  $m$  is a constant, i.e., it does not vary with  $n$ . Let the radius be  $r$ . Then,  $n$  points are selected at random from the hypercube and pairs of them are adjacent if they are within Euclidean distance  $r$ . As before, the goal is to reconstruct the points' positions based on the adjacency matrix of the graph.

The following lemma generalizes Lemm 3.7, and relates the width of a lens defined as the intersection of two balls of radius  $r$  to its  $m$ -dimensional volume.

**Lemma 5.1.** *Let  $B_1, B_2$  be two overlapping Euclidean balls of radius  $r_1 \leq r_2$ , respectively, in  $\mathbb{R}^m$ . Consider the lens  $L = B_1 \cap B_2$ . Let  $\varepsilon$  denote the width of  $L$ , that is,*

$$\varepsilon = \min\{r_1 + r_2 - d, 2r_1\},$$



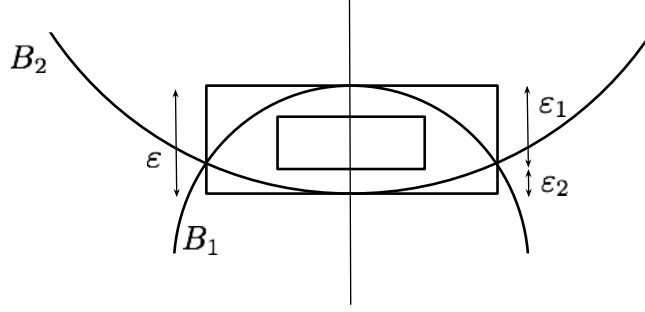


Figure 7: The figure illustrates how we can bound the area of a lens using inscribed and circumscribed cylinders.

where  $d$  is the distance between the two centers. Then the volume  $V$  of  $L$  satisfies

$$V = \Theta \left( \sqrt{\varepsilon^{m+1} r_1^{m-1}} \right),$$

where the hidden constant depends only on  $m$ .

*Proof.* Assume  $\varepsilon \leq r_1$ , since otherwise the upper bound follows trivially from the volume of the ball. Our lower bound for the case  $\varepsilon > r_1$  will follow from the case  $\varepsilon \leq r_1$ .

Let  $C$  be the cylinder circumscribed around  $L$ , with axis of symmetry the line joining the centers of  $B_1$  and  $B_2$ . See Figure 7.  $C$  has height  $\varepsilon$ , and radius  $\sqrt{r_1^2 - (r_1 - \varepsilon_1)^2} = \sqrt{r_2^2 - (r_2 - \varepsilon_2)^2} = O(\sqrt{r_1 \varepsilon_1}) = O(\sqrt{r_2 \varepsilon_2})$ , where  $\varepsilon_1, \varepsilon_2$  are the heights of the two spherical segments comprising  $L$ . Since  $\varepsilon_1 \leq \varepsilon$ , we find that the volume of this cylinder is  $O(\varepsilon(\sqrt{r_1 \varepsilon})^{m-1})$ , as desired.

Similarly, if we scale down the height and radius of  $C$  by a factor of 2, and translate it appropriately, we can place this re-scaled cylinder completely within the lens,  $L$ . Since this changes the volume of the cylinder by a factor of  $2^{-m}$ , which depends only on  $m$ , this establishes the desired lower bound.  $\square$

Given this relation between the width and volume of the lens, analogously to the work in Section 3, we can compute both short and long range estimates of the distance, and then combine them into a hybrid estimate. The error in the hybrid estimate is given by the following theorem.

**Theorem 5.2.** *Let  $r = n^\alpha$  for a constant  $0 < \alpha < 1/m$ . For all pairs  $u, v$  where  $v$  is deep, define  $\hat{d}(u, v)$  be the hybrid estimate of the distance. Then with high probability,  $\hat{d}$  is an upper bound on the Euclidean distance  $\|u - v\|$  with error*

$$\hat{\varepsilon}(u, v) \leq C_m \begin{cases} n^{\frac{1}{m} - \frac{2m}{m+1}\alpha} & \alpha < \frac{m+1}{2m^2}, \\ \sqrt{\log n} & \frac{m+1}{2m^2} \leq \alpha < \frac{1}{m}, \end{cases} \quad (21)$$

for some dimension-dependent constant  $C_m$ .

We omit the details of the proof except to comment that it closely follows the steps in Section 3.

In order to actually compute these estimates, we once again follow the same procedure as in the two dimensional case: namely, we use Seidel's All-Pairs Shortest Paths algorithm to compute graph distances  $d_G$  for all pairs of vertices, while also counting  $|N(w) \cap N(v)|$  for all pairs along the way. The latter lets us compute the short-range distance estimates and label which vertices are deep. Thus the time complexity for computing the hybrid distance estimates is  $O(n^\omega \log n)$ , since it works only with the adjacency matrix of the graph, irrespective of the dimension of the space into which we are embedding it.

In order to use the hybrid estimates for reconstruction, we need to find an appropriate number of deep landmarks. By standard linear algebra, it suffices to have  $m + 1$  landmarks that form a non-degenerate simplex. As in the proof of Theorem 4.3, we can find an approximately equilateral  $m$ -simplex in quadratic time, directly from the adjacency matrix of the graph. Finally, once we have reconstructed the relative positions of all the points, it is easy to compute an isometry that shifts the reconstructed hypercube to the origin.

Putting it all together we have the following theorem for reconstruction of RGGs in  $[0, n^{1/m}]^m$ . We omit further details of the proof.

**Theorem 5.3.** *Let  $r = n^\alpha$  for a constant  $0 < \alpha < 1/m$ . There is an algorithm with running time  $O(n^\omega \log n)$ , where  $\omega < 2.373$  is the matrix multiplication exponent, that with high probability reconstructs the vertex positions of a random geometric graph, modulo symmetries of the hypercube, with distortion*

$$d^* \leq C_m \begin{cases} n^{\frac{1}{m} - \frac{2m}{m+1}\alpha} & \text{for } \alpha < \frac{m+1}{2m^2}, \\ \sqrt{\log n} & \text{for } \frac{m+1}{2m^2} \leq \alpha < \frac{1}{m}, \end{cases}$$

for some dimension-dependent constant  $C_m$ .

## 5.2 Reconstruction on the sphere

Finally, we argue that our algorithm also works on some curved manifolds and submanifolds where the geometric graph is defined in terms of geodesic distance. In particular we claim this for the  $m$ -dimensional spherical (hyper)surface  $S_m$  of a ball in  $\mathbb{R}^{m+1}$ . Here we sketch the proof for the two-dimensional surface of a sphere in  $\mathbb{R}^3$ . Note that the distortion is now defined by minimizing over the sphere's continuous symmetry group, i.e., over all rotations and reflections of the sphere.

In previous work, the authors of [11] gave a procedure to distinguish random geometric graphs on  $S^m$  from Erdős-Rényi random graphs. In addition, [4] gave a spectral method for reconstructing random graphs generated by a sparsified graphon model on the sphere, but this does not include the geodesic disk model we study here.

We define random geometric graphs on the sphere as follows. We scale the sphere so that its surface area is  $n$ , setting its radius to  $R = \sqrt{n/(4\pi)}$ . We scatter  $n$  points uniformly at random on it, or generate them with a Poisson point process with intensity 1. In either

model the expected number of points in a patch of surface is equal to its area. We define the graph as  $(u, v) \in E$  if and only if  $\|u - v\|_g < r$  where  $\|u - v\|_g$  is the geodesic distance, i.e., the length of the shorter arc of a great circle that connects  $u$  and  $v$ . If we associate each point  $u$  with a unit vector  $\vec{u} \in \mathbb{R}^3$  that points toward it from the center of the sphere,  $\|u - v\|_g$  is  $R$  times the angle between  $\vec{u}$  and  $\vec{v}$ .

**Theorem 5.4.** *Let  $r = n^\alpha$  for a constant  $0 < \alpha < 1/2$ . There is an algorithm with running time  $O(n^\omega \log n)$  that with high probability reconstructs the vertex positions of a random geometric graph, modulo a rotation or reflection of the sphere, with distortion an absolute constant times  $n^{\frac{1}{2} - \frac{4}{3}\alpha}$  if  $\alpha < 3/8$  and  $\sqrt{\log n}$  if  $\alpha \geq 3/8$ .*

*Proof Sketch.* First note that objects of size  $o(R)$  act nearly as they do in the flat plane. In particular, the neighborhood  $B(u, r)$  of each point  $u$  is a spherical cap with angular radius  $r/R$ . The area of this cap is

$$2\pi R^2 (1 - \cos(r/R)) = \pi r^2 (1 - O(r^2/R^2)) = \pi r^2 (1 - O(r^2/n)) .$$

If  $r = n^\alpha$  where  $\alpha < 1/2$ , the area of this neighborhood is  $1 - o(1)$  times the area  $\pi r^2$  of the corresponding ball in the flat Euclidean plane. Similarly, Lemma 3.7 for the area of a lens-shaped intersection between two caps holds as long as  $r_1, r_2 = o(R)$ .

The area of the lune  $B(u, r) \setminus B(v, r)$  is a continuous function  $F(\|u - v\|)$  analogous to (2), and if we define the short-range distance estimate  $\tilde{d}$  as in (4) then Lemma 3.2 holds unchanged. Theorem 3.8 holds as well: the only significant change to the regions shown in Figure 3 occurs if  $v$  is nearly antipodal to  $x_0 = u$ , but this only helps us since the greedy routing algorithm can get closer to  $v$  by moving in any direction on its first step. Thus we can compute hybrid distance estimates  $\hat{d}(u, v)$  as before, with error  $\hat{\varepsilon}$  as defined in (17).

If anything, the triangulation of Lemma 4.1 is easier on the sphere than on the plane. We can easily find three points  $x, y, z$  whose pairwise geodesic distances are within  $O(\sqrt{\log n})$  of  $(\pi/2)R$ , so that the vectors  $\vec{x}, \vec{y}, \vec{z}$  are nearly perpendicular. We can start with any point  $x$  (conveniently, all vertices are deep) and finding  $y$  and  $z$  takes  $O(n)$  time each: they exist with high probability since, as in flat space, a spherical cap with radius  $\Omega(\sqrt{\log n})$  is nonempty with high probability.

We start our reconstruction by assuming that  $\vec{x}, \vec{y}, \vec{z}$  are the three orthonormal basis vectors in  $\mathbb{R}^3$ . Then we can estimate  $\vec{u}$  as

$$\vec{u} \approx \sum_{v \in \{x, y, z\}} \vec{v}(\vec{u} \cdot \vec{v}) = \sum_{v \in \{x, y, z\}} \vec{v} \cos \frac{\|u - v\|}{R} \approx \sum_{v \in \{x, y, z\}} \vec{v} \cos \frac{\hat{d}(u, v)}{R} ,$$

normalizing if we like so that  $\|\vec{u}\| = 1$ . This gives  $\vec{u}$  with error  $O(\hat{\varepsilon}/R)$ , and mapping to the sphere of radius  $R$  reconstructs  $u$ 's position relative to  $x, y, z$  with error  $O(\hat{\varepsilon})$ . The right spherical triangle formed by our assumed positions for  $x, y, z$  is congruent to their true positions up to  $O(\sqrt{\log n})$ . So, up to some rotation or reflection of the sphere, this yields a reconstruction with distortion  $O(\hat{\varepsilon} + \sqrt{\log n}) = O(\hat{\varepsilon})$ .  $\square$

**Remark 5.5.** We have taken advantage of the fact that the 2-sphere has a convenient embedding in  $\mathbb{R}^3$ . A more general approach, which we claim applies to any compact Riemannian submanifold with bounded curvature, would be to work entirely within the manifold itself, building a sufficient mesh of landmarks and then triangulating using geodesic distance. In particular, in the popular model of hyperbolic embeddings (e.g. [7, 17, 18]) where the submanifold is a ball of radius  $\ell$  in a negatively curved space with radius of curvature  $R$ , we believe similar algorithms will work as long as  $\ell/R = O(1)$ . We leave this for future work.

## References

- [1] Emmanuel Abbe. Community detection and stochastic block models: Recent developments. *Journal of Machine Learning Research*, 18(177):1–86, 2018.
- [2] Ittai Abraham, Shiri Chechik, David Kempe, and Aleksandrs Slivkins. Low-distortion inference of latent similarities from a multiplex social network. *SIAM J. Comput.*, 44(3):617–668, 2015.
- [3] Josh Alman and Virginia Vassilevska Williams. A refined laser method and faster matrix multiplication. In *Proceedings of the 2021 ACM-SIAM SODA*, pages 522–539, 2021.
- [4] Ernesto Araya Valdivia and De Castro Yohann. Latent distance estimation for random geometric graphs. In H. Wallach, H. Larochelle, A. Beygelzimer, F. d’Alché-Buc, E. Fox, and R. Garnett, editors, *Advances in Neural Information Processing Systems*, volume 32, 2019.
- [5] Ery Arias-Castro, Antoine Channarond, Bruno Pelletier, and Nicolas Verzelen. On the estimation of latent distances using graph distances. *Electronic Journal of Statistics*, 15(1):722–747, 2021.
- [6] J. Aspnes, D.K. Goldenberg, and Y.R. Yang. On the computational complexity of sensor network localization. In *Proc. ALGOSENSORS-04*, pages 32–44, 2004.
- [7] Thomas Bläsius, Tobias Friedrich, Anton Krophmer, and Sören Laue. Efficient embedding of scale-free graphs in the hyperbolic plane. *IEEE/ACM Transactions on Networking*, 26(2):920–933, 2018.
- [8] M. Bradonjic, T. Elsassner, T. Friedrich, T. Sauerwald, and A. Stauffer. Efficient broadcast on random geometric graphs. In *21st. ACM-SIAM SODA*, pages 1412–1421, 2010.
- [9] H. Breu and D.G. Kirkpatrick. Unit disk graph recognition is np-hard. *Comput. Geometry Theory Appl.*, 9(1-2):3–24, 1998.
- [10] J. Bruck, J. Gao, and J. Jiang. On the computational complexity of sensor network localization. In *ACM MOBIHOC-05*, pages 181–192, 2005.

- [11] J. Bubeck, J. Ding, R. Eldan, and M. Racz. Testing for high-dimensional geometry in random graphs. *Random Structures and Algorithms*, 49(3):503–532, 2016.
- [12] Josep Diaz, Colin McDiarmid, and Dieter Mitsche. Learning random points from geometric graphs or orderings. *Random Structures & Algorithms*, 2019.
- [13] Josep Diaz, Dieter Mitsche, Guillem Perarnau, and Xavier Pérez-Giménez. On the relation between graph distance and Euclidean distance in random geometric graphs. *Advances in Applied Probability*, 48(3):848–864, 2016.
- [14] R. Ellis, J.L. Martin, and C. Yan. Random geometric graph diameter in the unit ball. *Algorithmica*, 47(4):421–438, 2007.
- [15] Edward. E. Gilbert. Random plane networks. *J. Soc. Industrial Applied Mathematics*, 9(5):533–543, 1961.
- [16] Peter D. Hoff, Adrian E. Raftery, and Mark S. Handcock. Latent space approaches to social network analysis. *Journal of the American Statistical Association*, 97:1090+, December 2002.
- [17] Maksim Kitsak, Ivan Voitalov, and Dmitri Krioukov. Link prediction with hyperbolic geometry. *Phys. Rev. Research*, 2:043113, 2020.
- [18] Dmitri Krioukov, Fragkiskos Papadopoulos, Maksim Kitsak, Amin Vahdat, and Marián Boguñá. Hyperbolic geometry of complex networks. *Phys. Rev. E*, 82:036106, Sep 2010.
- [19] Shane Lubold, Arun G. Chandrasekhar, and Tyler H. McCormick. Identifying the latent space geometry of network models through analysis of curvature, 2021.
- [20] Cristopher Moore. The computer science and physics of community detection: Landscapes, phase transitions, and hardness. *Bull. EATCS*, 121, 2017.
- [21] Elchanan Mossel, Joe Neeman, and Allan Sly. Reconstruction and estimation in the planted partition model. *Probability Theory and Related Fields*, 162(3-4):431–461, 2015.
- [22] M. Muthukrishnan and G. Pandurangan. The bin-covering technique for thresholding random geometric graph properties,. In *16th. ACM-SIAM SODA*, pages 989–998, 2005.
- [23] S. Parthasarathy, D. Sivakoff, M. Tian, and Y. Wang. A quest to unravel the metric structure behind perturbed networks. In *Proc of the 33rd SoCG*, pages 53:1–53:16, 2017.
- [24] Mathew Penrose. *Random Geometric Graphs*. Oxford University Press, 2003.
- [25] Purnamrita Sarkar, Deepayan Chakrabarti, and Andrew W Moore. Theoretical justification of popular link prediction heuristics. In *Twenty-Second International Joint Conference on Artificial Intelligence, IJCAI’11*, pages 2722—2727, 2011.

- [26] R. Seidel. On the All-Pairs-Shortest-Path problem in unweighted undirected graphs. *Journal of Computer and System Sciences*, 51(3):400–403, 1995.
- [27] Cosma Rohilla Shalizi and Dena Asta. Consistency of maximum likelihood for continuous-space network models, 2019.
- [28] M. Walters. Random geometric graphs. *Surveys in Combinatorics*, pages 365–402, 2011.
- [29] Yi-Jiao Zhang, Kai-Cheng Yang, and F. Radicchi. Systematic comparison of graph embedding methods in practical tasks, 2021.