

Sparse Feature Factorization for Recommender Systems with Knowledge Graphs

Vito Walter Anelli*
vitowalter.aneli@poliba.it
Polytechnic University of Bari
Bari, Italy

Tommaso Di Noia
tommaso.dinoia@poliba.it
Polytechnic University of Bari
Bari, Italy

Eugenio Di Sciascio
eugenio.disciascio@poliba.it
Polytechnic University of Bari
Bari, Italy

Antonio Ferrara*
antonio.ferrara@poliba.it
Polytechnic University of Bari
Bari, Italy

Alberto Carlo Maria Mancino
alberto.mancino@poliba.it
Polytechnic University of Bari
Bari, Italy

ABSTRACT

Deep Learning and factorization-based collaborative filtering recommendation models have undoubtedly dominated the scene of recommender systems in recent years. However, despite their outstanding performance, these methods require a training time proportional to the size of the embeddings and it further increases when also side information is considered for the computation of the recommendation list. In fact, in these cases we have that with a large number of high-quality features, the resulting models are more complex and difficult to train. This paper addresses this problem by presenting KGFlex: a sparse factorization approach that grants an even greater degree of expressiveness. To achieve this result, KGFlex analyzes the historical data to understand the dimensions the user decisions depend on (e.g., movie direction, musical genre, nationality of book writer). KGFlex represents each item feature as an embedding and it models user-item interactions as a factorized entropy-driven combination of the item attributes relevant to the user. KGFlex facilitates the training process by letting users update only those relevant features on which they base their decisions. In other words, the user-item prediction is mediated by the user's personal view that considers only relevant features. An extensive experimental evaluation shows the approach's effectiveness, considering the recommendation results' accuracy, diversity, and induced bias. The public implementation of KGFlex is available at <https://split.to/kgflex>.

CCS CONCEPTS

• **Information systems** → **Recommender systems; Personalization.**

*Authors are listed in alphabetical order. Corresponding authors: A. Ferrara (antonio.ferrara@poliba.it) and V. W. Anelli (vitowalter.aneli@poliba.it).

Permission to make digital or hard copies of all or part of this work for personal or classroom use is granted without fee provided that copies are not made or distributed for profit or commercial advantage and that copies bear this notice and the full citation on the first page. Copyrights for components of this work owned by others than ACM must be honored. Abstracting with credit is permitted. To copy otherwise, or republish, to post on servers or to redistribute to lists, requires prior specific permission and/or a fee. Request permissions from permissions@acm.org.

RecSys '21, September 27–October 1, 2021, Amsterdam, Netherlands

© 2021 Association for Computing Machinery.

ACM ISBN 978-1-4503-8458-2/21/09...\$15.00

<https://doi.org/10.1145/3460231.3474243>

KEYWORDS

feature factorization, entropy, knowledge graphs

ACM Reference Format:

Vito Walter Anelli, Tommaso Di Noia, Eugenio Di Sciascio, Antonio Ferrara, and Alberto Carlo Maria Mancino. 2021. Sparse Feature Factorization for Recommender Systems with Knowledge Graphs. In *Fifteenth ACM Conference on Recommender Systems (RecSys '21)*, September 27–October 1, 2021, Amsterdam, Netherlands. ACM, New York, NY, USA, 12 pages. <https://doi.org/10.1145/3460231.3474243>

1 INTRODUCTION

The history of automated recommendation is closely linked to the evolution of collaborative filtering techniques. Their notable accuracy has unquestionably helped Recommender Systems getting famous. Despite their leading performance, these methods are based on the simple idea to recommend certain items since "similar users have experienced those items", or "other users, who have experienced the same items, have also experienced those items." In the past, Matrix Factorization [43] and Nearest Neighbors were the main algorithms to implement Collaborative Filtering and, over the last years, Deep Learning models [25] have joined this shortlist. The main limitation of these approaches is the requirement of many parameters that further increase at least proportionally according to the dataset size.

Differently from collaborative approaches, content-based recommendation techniques aim to identify the common characteristics of items that a user liked in the past [55]. They match the user profile against the attributes of the items and recommend new items that share the same features. On the one hand, the use of content features can make the model interpretable [79] while, on the other hand, these techniques suffer from overspecialization since they fail to recommend items that are different from the items enjoyed in the past. In order to get the benefits of the two approaches and mitigate their drawbacks, researchers worked to integrate into Collaborative Filtering the side information used in content-based approaches such as tags [81], images [11], demographic data [80], structured knowledge [16]. However, even there, the predominant adoption of large and dense models implies that user-item interactions are predicted by taking into account hundreds or thousands of features.

In this work, we introduce KGFlex, a knowledge-aware recommendation system, that tackles this issue by exploiting a sparse embedding model with an even greater degree of expressiveness. KGFlex extracts facts and knowledge from publicly available knowledge graphs

to describe the catalog items. Then, low-dimensionality embeddings are adopted to represent the semantic item features. KGFlex models the user-item interaction by combining the subset of item features relevant to the user. Moreover, it analyses the user-specific decision-making process of consuming or not consuming an item. According to that process, the system weights feature embeddings using an entropy-based strategy. Therefore, KGFlex computes, for each user, a set of features their decisions are based on. According to a principle of expertise, during training, only the features the specific user is expert about are updated for a given user-item pair. Hence, the user profile itself only contains a personal representation of each relevant feature.

To evaluate the performance of KGFlex, we conduct extensive experiments on three different publicly available datasets. The content-based features have been extracted from data encoded in the DBpedia¹ knowledge graph, thanks to public mappings from the dataset items to DBpedia URIs². We evaluate the accuracy and diversity of recommendation results and analyze whether the algorithm produces biased recommendations. Finally, we study how users' decision-making process differs from KGFlex's one by graphically showing the semantic shift produced in the recommendation. The results show that KGFlex has competitive accuracy performance, and at the same time, generates highly diversified recommendations with a low induced bias.

2 BACKGROUND

2.1 Knowledge-aware Recommender Systems (KaRSs)

Nowadays, modern RSs exploit various side information such as metadata (e.g., tags, reviews) [52], social connections [18], images [11], and users-items contextual data [5] to build more in-domain [31] (i.e., domain-dependent), cross-domain [29], or context-aware [36, 37] recommendation models. Among the diverse information sources, what is, likely, the most relevant source is Knowledge Graphs (\mathcal{KG} s). Thanks to the heterogeneous domains that \mathcal{KG} s cover, the design of knowledge-based recommendation systems has arisen as a specific research field of its own in the community of RSs, usually referred to by Knowledge-aware Recommender Systems (KaRS [4, 12]). The adoption of \mathcal{KG} s as a source of side-information has generated several advancements in the tasks of recommendation [16], knowledge completion [33], preference elicitation [14], user modeling [69], and thus produced a vast literature. In recent years, the Knowledge-aware Recommender Systems have been particularly impactful for several recommendation tasks: **hybrid collaborative/content-based recommendation** [16, 47], exploiting the \mathcal{KG} information to suffice the lack of collaborative information and to improve the performance; **knowledge-transfer, cross-domain recommendation** [29, 41, 77], where the \mathcal{KG} s allow to find semantic similarities between different domains; **interpretable/explainable recommendation** [6, 13, 16, 73, 76], with \mathcal{KG} being a backbone for understanding the recommendation model and providing human-like explanations; **user-modeling** [39, 50, 54, 69], since the resource descriptions can drive the construction of the user profile; **graph-based recommendation** [27, 61, 62, 68, 70, 71], where the topology-based techniques have met the semantics of the edges/relations, and

the ontological classification of nodes (classes); **the cold-start problem** [29, 51, 60, 74], since the \mathcal{KG} s can overcome the lack of collaborative information; **the content-based recommendation** [15, 53] that solely relies on \mathcal{KG} and still produces high-quality recommendations. KGFlex could be considered a Knowledge-aware hybrid collaborative/content-based recommendation model. While recent models of the same kind made use of Knowledge graph embeddings or factorization models, KGFlex considerably differs from them since it introduces the sparse factorization approach and reweights the user-feature interactions by exploiting the information gain signal. To the best of our knowledge, it is one of the first approaches to adopt this hybrid solution to obtain a personalized view of the embedding matrix.

2.2 Entropy-driven Recommender Systems

Entropy-based measures have been widely employed in recommendation systems. A popular strategy to include entropy into the recommendation algorithm is to exploit it in connection with a similarity measure. In this respect, Wang et al. [72] proposed a new information entropy-driven user similarity-based model. They suggest measuring the relative difference between ratings and develop a Manhattan distance-based model. Yalcin et al. [75] proposes two novel aggregation techniques by hybridizing additive utilitarian and approval voting methods to feature popular items on which group members provided a consensus. They use entropy to analyze rating distributions and detect items on which group members have reached no or little consensus. Entropy has also been used to model the purchase probability for a given set of recommendations for a specific user [38]. The idea is to exploit the maximum entropy principle by analyzing features in the recommendations and user interests. Another example of the exploitation of entropy is Lee [45], where they improve the previous similarity measures by employing the information entropy of user ratings to reflect the user's global rating behavior on items. Karimi et al. [40] proposed an innovative approach for active learning in recommender systems, aiming to take advantage of additional information. They suggest employing entropy to drive the active learning process and increase the system performance for new users. Entropy has also been applied to evaluate the quality and helpfulness of different product reviews [78]. They propose an information gain-based model to predict the helpfulness of online product reviews to suggest the most suitable products and vendors to consumers. Another interesting study [22] integrates entropy more deeply into the recommendation process. They calculate for every feature its information gain by considering item instances that provide the feature and item instances that do not. Despite superficial similarities with Bouza et al. [22], the two works are fundamentally different. In fact, Bouza et al. uses the class of the features with the highest information gain as a decision tree node, while KGFlex exploits the information gain to weigh the single user-feature interactions. Moreover, user and feature embeddings are combined using a dot-product similarity, showing some similarities with the former works. However, that is where the similarities end, since all the mentioned works propose completely different models from KGFlex (e.g., distance-based or active-learning models, feature selection techniques).

¹<http://dbpedia.org>

²<https://github.com/sisinflab/LinkedDatasets>

3 APPROACH

In the following, we introduce KGFlex. It exploits the knowledge encoded in a knowledge graph as side information to compute feature-aware user profiles, which are eventually used to provide personalized recommendation lists.

3.1 Knowledge Graph and multi-hop predicates

The Semantic Web was initially conceived to connect documents in the Web and improve data retrieving and access. Over the years, a full stack of semantic technologies emerged, leading to the Linking Open Data initiative [35]. The initiative indicates the remarkable effort of a community of researchers and practitioners to build publicly available knowledge bases of semantically linked machine-understandable data [20]. Thanks to the Linked Data initiative, today, we can benefit from 1,483 different \mathcal{KG} s connected in the so-called Linked Open Data Cloud³. These \mathcal{KG} s share the same ontology and the same schema across multiple domains, giving access to a wide-spread knowledge at the same development cost required for a single domain. The most appreciated \mathcal{KG} s of this special class undoubtedly are DBpedia [17, 46], Wikidata [66, 67], Yago [63] (the 4th release [64] also supports RDF* [32]), FreeBase [21], Satori⁴ [49, 65], NELL [23], Google's Knowledge Graph⁶, Facebook's Entities Graph⁷, Knowledge Vault [28], Bio2RDF [19]. This availability of \mathcal{KG} s is a clear advantage for KaRS.

A knowledge graph \mathcal{KG} can be represented as a set of triples where entities are linked to each other by binary relations. Each connection in \mathcal{KG} is then a triple $\sigma \xrightarrow{\rho} \omega$, where σ is a subject entity, ρ is a relation (predicate), and ω is an object entity. Therefore, in \mathcal{KG} , the edge ρ connects the entity σ and the entity ω with a directed relation. Hereinafter, we generalize the previous notion to multi-hop predicates (i.e., considering chains of predicates that connect two entities at a higher depth). Let n -hop predicate be defined as $\rho = \langle \rho_1, \dots, \rho_n \rangle$ if $\sigma \xrightarrow{\rho_1} \omega_1 \xrightarrow{\rho_2} \dots \xrightarrow{\rho_n} \omega_n \in \mathcal{KG}$. For convenience, $h(\rho) = n$ for $\rho : \sigma \xrightarrow{\rho} \omega_n \in \mathcal{KG}$ denotes the depth of the predicate chain. When no confusion arises, from now on we will use $\sigma \xrightarrow{\rho} \omega$ to denote a generic chain with $h(\rho) \in \{1, \dots, n\}$.

3.2 Item and User Features in KGFlex

Given a collection of items \mathcal{I} and a knowledge graph \mathcal{KG} we assume each element in $i \in \mathcal{I}$ has a mapping to a corresponding entity in \mathcal{KG} . Under this assumption, an item i can be explored, at depth n , to identify the set $\mathcal{F}_i^{(n)}$ of the semantic features describing it:

$$\mathcal{F}_i^{(n)} = \{ \langle \rho, \omega \rangle \mid i \xrightarrow{\rho} \omega \in \mathcal{KG}, h(\rho) \in \{1, \dots, n\} \}. \quad (1)$$

Once the features are extracted, KGFlex handles them equally, regardless of their original depth.

Example. As an example, consider the \mathcal{KG} subgraph in Figure 1, where a 1-depth exploration has been performed for each of five

items taken from a point-of-interest catalog. The formal *Vondelpark* item description is:

$$\begin{aligned} \mathcal{F}_{Vondelpark}^{(1)} = & \{ \langle type, Location \rangle, \\ & \langle location, Amsterdam \rangle, \langle type, Urban Park \rangle \}. \quad \square \end{aligned}$$

We describe each user $u \in \mathcal{U}$ with a set \mathcal{F}_u of features representing the items $\mathcal{I}_u \subseteq \mathcal{I}$ enjoyed by u . We define \mathcal{F}_u as the set of features describing the items that user u has interacted with:

$$\mathcal{F}_u^{(n)} = \bigcup_{i \in \mathcal{I}_u} \mathcal{F}_i^{(n)}. \quad (2)$$

Example. (continued) In Figure 1, we represented the items enjoyed by two users by marking them with two different colors (green and pink). To build the set $\mathcal{F}_{Pink}^{(1)}$ the features of all the items appreciated by Pink have to be considered:

$$\begin{aligned} \mathcal{F}_{Pink}^{(1)} = & \{ \langle type, Location \rangle, \langle location, Amsterdam \rangle, \\ & \langle type, Urban Park \rangle, \langle type, Art Museum \rangle \}. \quad \square \end{aligned}$$

Finally, the overall set $\mathcal{F}^{(n)}$ of the features in the system is defined as:

$$\mathcal{F}^{(n)} = \bigcup_{i \in \mathcal{I}} \mathcal{F}_i^{(n)}, \quad (3)$$

with $\mathcal{F}_i^{(n)} \subseteq \mathcal{F}^{(n)}$ and $\mathcal{F}_u^{(n)} \subseteq \mathcal{F}^{(n)}$. Depending on the value of n and on the size of \mathcal{I} , the size of $\mathcal{F}^{(n)}$ could rapidly increase. Thus, filtering the item features might be a reasonable choice to control the computational and memory load and to improve the system performance. Even though the literature about feature selection is vast, it is worth noticing that with KGFlex also graph pruning and semantic feature selection techniques [26] could apply. In the following, for convenience, the (n) superscript is omitted whenever it is not relevant in the context.

3.3 Entropy of User Features

The main assumption behind KGFlex is that users make decisions (i.e., items to enjoy) based on a subset of item characteristics. The assumption implies that not all the item features are equally important. With KGFlex we move a step ahead in this direction by exploring how likely a user considers a feature in her item choice process. Taking a cue from information theory, KGFlex exploits the notion of information gain to measure the relevance of a feature for a user in the process of deciding to consume or not the item. For completeness, information gain is not the only metric used to select the best variable to partition data samples with respect to an outcome variable [59]. Nevertheless, information gain is widely adopted in a myriad of methods since it works also with non-binary values of each attribute. Moreover, for what regards the decision trees, the various informative metrics are quite consistent with each other and choosing one or another has a limited impact on the performance [56]. For specific reasons, some metrics could be preferred (e.g., Gini impurity is well suited for its low computational cost [56]). However, a discussion about the advantages of the different metrics remains beyond the scope of this work. In information theory, entropy is used to measure the uncertainty of a random variable. The entropy $H(V)$ of a random

³<https://lod-cloud.net/datasets>

⁴<https://searchengineland.com/library/bing/bing-satori>

⁵<https://blogs.bing.com/search/2013/03/21/understand-your-world-with-bing>

⁶<https://blog.google/products/search/introducing-knowledge-graph-things-not/>

⁷<https://www.facebook.com/notes/facebookengineering/under-the-hood-the-entitiesgraph/10151490531588920/>

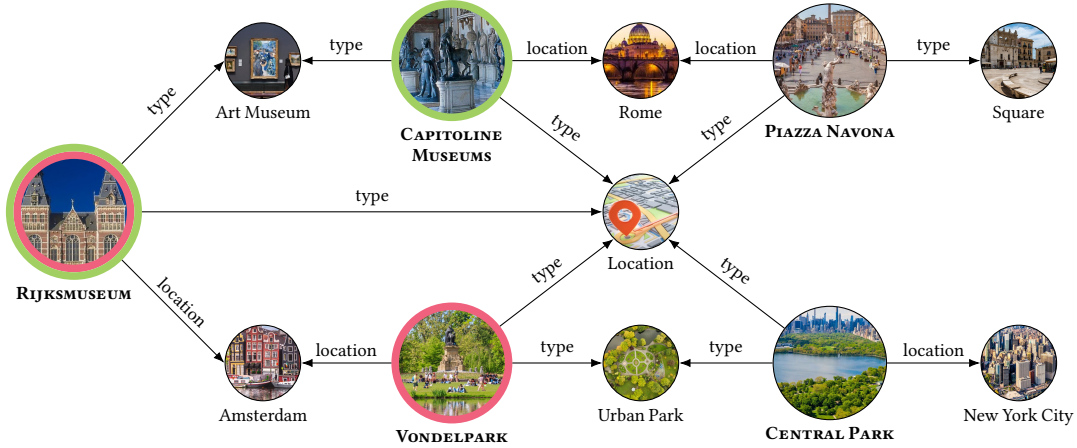


Figure 1: An excerpt of a knowledge graph, showing items of a catalog (Rijksmuseum, Vondelpark, Capitoline Museums, Piazza Navona, and Central Park) connected to other entities by predicates. Two users, Pink and Green, have expressed positive feedback for the items highlighted with the colors of their names.

variable V with k possible values in $\{v_1, \dots, v_k\}$ is defined as:

$$H(V) = -\sum_{i=1}^k P(V=v_i) \log_2 P(V=v_i). \quad (4)$$

It is straightforward to check that a coin that always comes up heads has *zero* entropy, while a fair coin equally likely to come up heads or tails when flipped has entropy 1. Notably, if V is a binary random variable that is true with probability q , we have $H(V) = B(q) = -(q \log_2 q + (1-q) \log_2 (1-q))$. Therefore, given a dataset \mathcal{D} of training samples in the form (\mathbf{x}, y) , with $\mathbf{x} \in \mathbb{R}^F$ and $y \in \{0, 1\}$, the entropy of the dataset is equal to $H(\mathcal{D}) = B(P(y=1))$.

In this context, the information gain measures the expected reduction in information entropy from a prior state to a new state that acquires some information. With reference to the dataset \mathcal{D} , the new information comes from the observation of one of the attributes x_d in \mathbf{x} . The k distinct values $\{x_{d,1}, \dots, x_{d,k}\}$ that x_d can assume partition the dataset \mathcal{D} into k mutually exclusive subsets, thus inducing a categorical probability distribution on the values of x_d . This gives the possibility to measure the expected entropy of \mathcal{D} conditioned on x_d :

$$H(\mathcal{D}|x_d) = \sum_{i=1}^k P(x_d=x_{d,i}) H(\mathcal{D}|x_d=x_{d,i}). \quad (5)$$

Then, we define the information gain $IG(\mathcal{D}, x_d)$ obtained from the observation of the attribute x_d as:

$$IG(\mathcal{D}, x_d) = H(\mathcal{D}) - H(\mathcal{D}|x_d). \quad (6)$$

The information gain defined in Eq. (6) returns a measure of the importance of a single attribute in distinguishing positive from negative examples in a dataset. In KGFlex, we use the notion of information gain to measure how relevant a feature is to a user for deciding to consume or discard an item. In detail, to associate each feature of the system with an information gain, KGFlex uses the workflow described in the following.

For each user u , a dataset \mathcal{D}_u is built with all the positive items (i.e., the items the user has enjoyed) from \mathcal{I}_u and the same amount of negative items randomly picked up from $\bigcup_{v \in \mathcal{U}, v \neq u} \mathcal{I}_v \setminus \mathcal{I}_u$ (i.e., items

not enjoyed by the user u but enjoyed by other users). Therefore, following Eq. (4), $H(\mathcal{D}_u) = 1$. Each sample is provided with a set of binary variables corresponding to the features in \mathcal{F}_u . Each variable indicates, for each item i in \mathcal{D}_u , the presence ($f=1$) or the absence ($f=0$) of the corresponding feature in the set \mathcal{F}_i .

The information gain for each feature $f \in \mathcal{F}_u$ can be computed using the dataset \mathcal{D}_u . Let p_{uf} be the number of positive samples in \mathcal{D}_u for which $f=1$, n_{uf} the number of negative samples for which the same feature is present, and t_{uf} the short form of $p_{uf} + n_{uf}$. Analogously, we define $p_{u-f} = |\mathcal{I}_u| - p_{uf}$ as the number of positive samples with $f=0$, $n_{u-f} = |\mathcal{I}_u| - n_{uf}$ as the number of negative samples with $f=0$, and t_{u-f} as the short form of $p_{u-f} + n_{u-f}$. Following Eqs. (5) and (6):

$$IG(\mathcal{D}_u, f) = 1 - H(\mathcal{D}_u|f=1) - H(\mathcal{D}_u|f=0), \quad (7)$$

$$H(\mathcal{D}_u|f=1) = \frac{t_{uf}}{|\mathcal{D}_u|} \left(-\frac{p_{uf}}{t_{uf}} \log_2 \frac{p_{uf}}{t_{uf}} - \frac{n_{uf}}{t_{uf}} \log_2 \frac{n_{uf}}{t_{uf}} \right), \quad (8)$$

$$H(\mathcal{D}_u|f=0) = \frac{t_{u-f}}{|\mathcal{D}_u|} \left(-\frac{p_{u-f}}{t_{u-f}} \log_2 \frac{p_{u-f}}{t_{u-f}} - \frac{n_{u-f}}{t_{u-f}} \log_2 \frac{n_{u-f}}{t_{u-f}} \right), \quad (9)$$

where $IG(\mathcal{D}_u, f)$ can be also merely regarded as a function in the values of p_{uf} and n_{uf} .

In KGFlex, we associate a weight $k_{uf} = IG(\mathcal{D}_u, f)$ to each pair of user u and feature f . It represents the influence of a feature—in the view of the user—in the prediction of user-item interactions. To compute the k_{uf} values, the system designer can consider the whole set of features in \mathcal{F}_u , or filter them out according to a cutoff value of IG.

Example. (continued) To clarify the use of information gain in KGFlex and show its effects, we consider the example in Figure 1. We see that Pink has visited the Rijksmuseum and the Vondelpark, both in Amsterdam. Thus KGFlex supposes she has a preference for the Dutch city. On the other hand, all the items in the catalog share the feature $\langle type, Location \rangle$, thus KGFlex assumes this latter not to be influential in the user decision-making process. To build \mathcal{D}_{Pink} , KGFlex combines the set of items experienced by Pink with a set of the same size containing items that Pink did not enjoy, e.g., $\mathcal{D}_{Pink} = \{Rijksmuseum, Vondelpark, Piazza Navona, Central Park\}$. Let

us observe the feature $\langle location, Amsterdam \rangle$. According to the previous definitions, it has to be influential for Pink. Given \mathcal{D}_{Pink} , KGFlex computes:

$$P_{Pink, \langle location, Amsterdam \rangle} = 2, \quad n_{Pink, \langle location, Amsterdam \rangle} = 0, \\ p_{Pink, \neg \langle location, Amsterdam \rangle} = 0, \quad n_{Pink, \neg \langle location, Amsterdam \rangle} = 2.$$

Consequently, according to Eq. (7), $k_{Pink, \langle location, Amsterdam \rangle} = 1$, meaning that Pink strongly takes into account if a place to visit is located in Amsterdam or not. Therefore, KGFlex considers this feature to have a high impact on generating the recommendations for Pink. Moreover, it could be observed that $k_{Pink, \langle type, Art Museum \rangle} \approx 0.31$. Since it is not completely clear how influential this feature is in Pink's decisions, it will have a smaller influence on the predictions for Pink. Finally, $k_{Pink, \langle type, Location \rangle}$ and $k_{Pink, \langle type, Urban Park \rangle}$ have zero information gain and no influence on the predictions. In detail, the former is common to all the items and does not bring additional information. The latter is shared by the same number (i.e., one) of positive and negative samples in \mathcal{D}_{Pink} . So, it makes this feature useless in distinguishing positive from negative places for Pink. \square

3.4 Model Architecture

KGFlex does not contain explicit representations for users and items. Instead, it represents the features in \mathcal{F} as embeddings in a latent space \mathbb{R}^E . Moreover, KGFlex promotes the idea of having user fine-tuned versions of the same model [8–10]. Therefore, in addition to a global latent representation of each feature in \mathcal{F} , it builds, for each user u , a personal view of each feature in $\mathcal{F}_u \subseteq \mathcal{F}$. Each user combines the global embeddings with her personal feature representation to estimate the overall user-item interaction.

The recommendation model is structured into two distinct parts, both containing a dense representation of dimensionality E for each feature $f \in \mathcal{F}$. On the one hand, KGFlex keeps a set \mathcal{G} of global trainable embeddings and biases shared among all the users (see Section 3.5):

$$\mathcal{G} = \{(\mathbf{g}_f \in \mathbb{R}^E, b_f \in \mathbb{R}) \mid f \in \mathcal{F}\}. \quad (10)$$

On the other hand, each user in KGFlex also has her personal representation of the features she interacted with, i.e., the features in \mathcal{F}_u . These embeddings are collected within the set \mathcal{P}^u , defined as:

$$\mathcal{P}^u = \{\mathbf{p}_f^u \in \mathbb{R}^E \mid f \in \mathcal{F}_u\}. \quad (11)$$

KGFlex estimates the possible affinity of a feature f to the user u with the inner product between the personal representation \mathbf{p}_f^u and the global representation \mathbf{g}_f , plus the global bias term b_f . To estimate the overall affinity of user u to item i , KGFlex combines the features shared by u and i and then weighs them according to their pre-computed entropy-based values. In detail, being $\mathcal{F}_{ui} = \mathcal{F}_u \cap \mathcal{F}_i$ the set of common features between user u and item i , KGFlex predicts their interaction \hat{x}_{ui} as it follows:

$$\hat{x}_{ui} = \sum_{f \in \mathcal{F}_{ui}} k_{uf} (\mathbf{p}_f^u \mathbf{g}_f + b_f). \quad (12)$$

Eq. (12) encodes the strategy KGFlex exploits to handle thousands of model features. In fact, it takes advantage of the user profile to involve only a small subset of them in the estimate of the user-item affinity.

Example. (continued) From the previous analysis, it is clear how Pink's choices (see Figure 1) are influenced by the features $\langle location,$

$Amsterdam \rangle$ and $\langle type, Art Museum \rangle$. Consider that the interaction of Pink with *Capitoline Museum* is to be estimated by KGFlex. The set of the common features is $\mathcal{F}_{Pink, Capitoline Museum} = \{\langle type, Art Museum \rangle, \langle type, Location \rangle\}$. Accordingly to Eq. (12), the interaction is modelled as the summation of contributions of the common features:

$$\hat{x}_{Pink, Capitoline Museum} = \\ k_{Pink, \langle type, Art Museum \rangle} (\mathbf{p}_{\langle type, Art Museum \rangle}^{Pink} \mathbf{g}_{\langle type, Art Museum \rangle} + \\ b_{\langle type, Art Museum \rangle}) + k_{Pink, \langle type, Location \rangle} \\ (\mathbf{p}_{\langle type, Location \rangle}^{Pink} \mathbf{g}_{\langle type, Location \rangle} + b_{\langle type, Location \rangle}).$$

As expected, there is no contribution of the feature $\langle type, Location \rangle$ because of the value of its pre-computed entropy-based weight. Thus, the only contribution to the estimation is given by the embeddings of $\langle type, Art Museum \rangle$. \square

3.5 Learning to Rank

To learn the model parameters, KGFlex adopts the well-known Bayesian Personalized Ranking (BPR) optimization criterion, which is a maximum posterior estimator for personalized ranking and the most common pair-wise Learning to Rank strategy. BPR assumes that a user u prefers a consumed item i^+ over a non-consumed item i^- , and optimizes the model by maximizing, for each pair of i^+ and i^- , a function of the difference $x_{ui^+} - x_{ui^-}$. To update the model, KGFlex uses stochastic gradient descent, considered that the partial derivatives of the generic \hat{x}_{ui} with respect to the model parameters are:

$$\frac{\partial}{\partial \theta} \hat{x}_{ui} = \begin{cases} k_{uf} \mathbf{g}_f & \text{if } \theta = \mathbf{p}_f^u, \\ k_{uf} \mathbf{p}_f^u & \text{if } \theta = \mathbf{g}_f, \\ k_{uf} & \text{if } \theta = b_f, \\ 0 & \text{else.} \end{cases} \quad (13)$$

4 EXPERIMENTS

This section describes the design of the experimental setting, the evaluation protocol, and the baselines. First of all we introduce the Research Questions that drove the experimental evaluation of KGFlex:

- RQ1** Is KGFlex able to provide both accurate and diverse recommendation to users?
- RQ2** Is KGFlex robust to popularity bias and disinclined to introduce algorithmic bias?
- RQ3** What happens if KGFlex is deprived of high-order features? Which are the effects on accuracy and diversity?
- RQ4** Do KGFlex recommendations preserve the semantics included in the original features?

4.1 Datasets

We have evaluated the performance of KGFlex on three datasets from different domains, namely *Yahoo! Movies*, *MovieLens*, and *Facebook Books*. Each item in these datasets is provided with a *DBpedia* URI, which links to the semantic description of the item as an entity of the *DBpedia* knowledge graph. *Yahoo! Movies* contains 69,846 movie ratings generated on *Yahoo! Movies* up to November 2003 on a [1,5] scale. The ratings have been collected from 4,000 users with respect to 2,626 items. It provides mappings to *MovieLens* and *EachMovie* datasets. We binarize the explicit data by keeping ratings of 3 or

higher and interpret them as positive implicit feedback. The dataset *MovieLens* is a collection of users' ratings in the movie domain: it contains 1,000,209 ratings on a [1, 5] scale from 6,040 users with respect to 3,706 items. Similar to *Yahoo! Movies*, we binarize the explicit data by keeping ratings of 3 or higher. Finally, *Facebook Books* is a more sparse dataset with 18,978 positive implicit feedback from 1,398 users about 2,933 books. To ensure a fair comparison with the baselines, we applied an iterative 10-core preprocessing on *Yahoo! Movies* and *MovieLens*, and a 5-core preprocessing on *Facebook Books*.

4.2 Feature Extraction

For a fair comparison, we have used the features resulting from the following workflow for KGFlex and for the baselines that make use of content information, i.e., VSM and kaHFM.

Exploration of Knowledge Graph. The items of the datasets have been described with a set of semantic features retrieved through a knowledge graph exploration at depth 2 in the form of $\langle \rho, \omega \rangle$ pairs (see Eq. 1). The semantic information has been retrieved from the *DBpedia* knowledge graph⁸, thanks to the item-to-*DBpedia*-URI mapping provided with the datasets. Some features (based on their 1-hop predicate) have not been considered, since they provide auxiliary information not useful for characterizing the content of the item [26]. In detail, we filtered out the predicates *dbo:wikiPageWikiLink*, *owl:sameAs*, *rdf:type*, *gold:hypernym*, *rdfs:seeAlso*, *dbp:wordnet_type*, *dbo:wikiPageExternalLink*, *dbo:thumbnail*, *prov:wasDerivedFrom*, and *dbp:wikiPageUsesTemplate*.

Feature Filtering based on Frequency. Irrelevant features have been removed due to the poor information they bring and to reduce the computational costs. Thus, we have removed the features that are common to less than 10 items. The resulting features constitute the common set of features for all the competing models that make use of content features, although some of these models—including KGFlex—may operate some further filtering operations.

Feature Filtering based on Entropy in KGFlex. As mentioned in Section 3.3, features in the user personal representation have been filtered as well based on their information gain. For instance, in a 2-hop exploration of the knowledge graph, users with a large number of transactions could reach an impressive number of nodes of the knowledge graph. Thus, we filtered out features with little information gain keeping, as a maximum limit for each user, the 100 most informative features from the 1-hop exploration and the 100 most informative features from the 2-hop exploration.

4.3 Baselines

To assess the effectiveness of KGFlex, we compare it with various baselines. In particular, we are interested in comparing KGFlex with other latent factor models and other state-of-the-art baselines which helps to position the model with respect to some of the best recommendation approaches in the literature.

Non-competing Algorithms. Random and Most Popular are two non-personalized recommenders used for reference. Among content-based algorithms, we have chosen the Vector Space Model (VSM) [53] where user and item profiles have been generated with TF-IDF and cosine similarities between them have been computed. As collaborative-filtering baselines, we have considered Item-kNN [42] (an item-based

implementation of the k-nearest neighbors algorithm) and MultiVAE [48], a non-linear probabilistic model taking advantage of Bayesian inference to estimate the parameters.

Competing Algorithms. We compare KGFlex against factorization-based algorithms, both non-neural and neural. Among them, we consider i) BPR-MF [57], a latent factor model based on the same pair-wise optimization criterion used in KGFlex, ii) the neural Matrix Factorization in the version of Rendle et al. [58], iii) NeuMF [34], and iv) kaHFM [16], another factorization-based model making use of knowledge graphs for model building and initialization.

4.4 Reproducibility, Evaluation Protocol and Metrics

We have chosen the *all unrated items* protocol to compare the different algorithms. In *all unrated items*, for each user we consider as recommendable items all the items not yet rated by that user. We have split the datasets using hold-out 80-20 splitting strategy, retaining for each user the 80% of her ratings in the training set and the remaining 20% in the test set [30]. All the models have been tested in 10 different configurations of hyperparameters, according to the Bayesian hyperparameter optimization algorithm. For the sake of reproducibility, we provide our code and a working configuration file for the framework Elliot [7], with complete and ready-to-use information about the experiments we have run. We have measured the recommendation accuracy by exploiting nDCG [44]. It has been also used for validation and choosing the best hyperparameter configurations. We have also evaluated the diversity of recommendation, adopting Item Coverage [3] and Gini Index [24] (higher is better). The former provides the overall number of diverse recommended items, and it highlights the degree of personalization. The latter measures how unequally a system provides users with different items, with higher values corresponding to more tailored lists. Finally, three bias metrics have been used to evaluate how KGFlex and the baselines behave on the underrepresentation of items from the long-tail. To this aim we have used ACLT (higher is better), which measures the fraction of the long-tail items the recommender has covered [1]. Moreover, we have also evaluated PopREO and PopRSP (smaller is better, in [0,1]), which are specific applications of RSP and REO [82]. Notably, PopREO estimates the equal opportunity of items, encouraging the true positive rate of popular and unpopular items to be same. PopRSP is a measure of statistical parity, assessing whether the ranking probability distributions for popular and unpopular items are the same in recommendation.

5 DISCUSSION

In the following, we discuss the main insights coming from the performed experiments, with the aim of answering the Research Questions posed in Section 4.

5.1 Accuracy and Diversity: an Analytical and Qualitative Study (RQ1)

The first analysis aims to answer RQ1. In fact, the purpose of this evaluation is to assess whether KGFlex is capable to provide accurate and diverse recommendation. Tables 1a, 1b and 1c show an analysis of the accuracy and diversity performance comparing KGFlex with the other baselines in terms of nDCG and Gini Index. The best and

⁸<https://www.dbpedia.org>

Table 1: Comparison of KGFlex with competing baselines (names in boldface) and other reference baselines on Yahoo! Movies, Facebook Books, and MovieLens 1M. The best result among the competing baselines is in boldface, the second-best result is underlined.

a) Yahoo! Movies												
	nDCG		Item Coverage		Gini Index		ACLT		PopREO		PopRSP	
	@10	@1	@10	@1	@10	@1	@10	@1	@10	@1	@10	@1
Random	0.00960	0.00842	1050	811	0.84956	0.56591	5.52026	0.54727	0.09847	0.53357	0.00980	0.00341
Most Popular	0.15850	0.13666	49	11	0.01263	0.00103	0.00000	0.00000	1.00000	1.00000	1.00000	1.00000
VSM	0.04777	0.04534	370	93	0.05245	0.01388	3.11768	0.22701	0.49588	0.54432	0.45751	0.61122
Item-kNN	0.30739	0.34715	745	297	0.15826	0.09853	0.98842	0.08617	0.70585	0.70651	0.83466	0.85618
MultiVAE	0.23696	0.24547	399	152	0.09136	0.04187	0.23473	0.01222	0.85433	0.82931	0.96127	0.97988
BPR-MF	0.18571	0.17098	151	35	0.02191	0.00412	0.00064	0.00000	0.99543	1.00000	0.99989	1.00000
MF	<u>0.28971</u>	0.29987	455	177	0.09024	0.04640	0.08232	0.00257	0.87345	0.93531	0.98645	0.99577
NeuMF	0.09184	0.08549	50	13	0.01134	0.00094	0.00064	0.00000	1.00000	1.00000	0.99989	1.00000
kaHFM	0.30055	0.32383	<u>757</u>	<u>290</u>	<u>0.16591</u>	<u>0.09875</u>	<u>0.46238</u>	<u>0.03344</u>	<u>0.76103</u>	<u>0.74940</u>	<u>0.92339</u>	<u>0.94472</u>
KGFlex	0.24640	<u>0.31218</u>	851	370	0.28015	0.13612	2.14469	0.11447	0.44768	0.62916	0.63355	0.80797

b) Facebook Books												
	nDCG		Item Coverage		Gini Index		ACLT		PopREO		PopRSP	
	@10	@1	@10	@1	@10	@1	@10	@1	@10	@1	@10	@1
Random	0.00690	0.00587	782	646	0.86167	0.58782	5.26045	0.53705	0.09794	0.11591	0.00749	0.00877
Most Popular	0.09393	0.08291	16	4	0.01265	0.00065	0.00000	0.00000	1.00000	1.00000	1.00000	1.00000
VSM	0.03617	0.02128	523	203	0.18874	0.08392	3.80558	0.30668	0.22616	0.76175	0.29958	0.44088
Item-kNN	0.12903	0.09244	769	338	0.37520	0.16060	2.22524	0.21056	0.48852	0.43001	0.59861	0.62075
MultiVAE	0.11914	0.08291	620	197	0.18279	0.06344	0.46368	0.02715	0.77695	0.87226	0.91818	0.95221
BPR-MF	0.09473	0.08291	17	4	0.01318	0.00066	0.00000	0.00000	1.00000	1.00000	1.00000	1.00000
MF	<u>0.09557</u>	<u>0.08437</u>	87	16	0.02376	0.00118	0.00000	0.00000	1.00000	1.00000	1.00000	1.00000
NeuMF	0.07142	0.07557	17	4	0.01245	0.00062	0.00000	0.00000	1.00000	1.00000	1.00000	1.00000
kaHFM	0.12667	0.08584	<u>540</u>	<u>174</u>	<u>0.13866</u>	<u>0.06071</u>	<u>0.32942</u>	<u>0.02494</u>	<u>0.87663</u>	<u>0.93678</u>	<u>0.94197</u>	<u>0.95610</u>
KGFlex	0.08526	0.06530	606	288	0.30703	0.15876	3.02641	0.24578	0.15210	0.13150	0.44852	0.55535

c) MovieLens 1M												
	nDCG		Item Coverage		Gini Index		ACLT		PopREO		PopRSP	
	@10	@1	@10	@1	@10	@1	@10	@1	@10	@1	@10	@1
Random	0.00961	0.00894	3203	2701	0.86573	0.60357	6.57351	0.65662	0.07153	0.04044	0.00560	0.00200
Most Popular	0.19836	0.25124	69	19	0.00540	0.00061	0.00000	0.00000	1.00000	1.00000	1.00000	1.00000
VSM	0.04761	0.03726	170	34	0.00618	0.00114	1.53328	0.36291	0.83004	0.34127	0.82635	0.53954
Item-kNN	0.36897	0.48029	980	395	0.05838	0.03180	0.06656	0.00414	0.96059	0.97073	0.99299	0.99565
MultiVAE	0.34244	0.40030	1794	856	0.13805	0.09207	0.44553	0.04139	0.76521	0.76053	0.95220	0.95566
BPR-MF	0.36755	0.46787	<u>1141</u>	<u>527</u>	<u>0.07654</u>	0.04491	<u>0.06325</u>	<u>0.00182</u>	<u>0.95507</u>	<u>0.99326</u>	<u>0.99334</u>	<u>0.99809</u>
MF	0.18325	0.20785	100	35	0.00751	0.00292	0.00000	0.00000	1.00000	1.00000	1.00000	1.00000
NeuMF	0.13741	0.14955	70	18	0.00458	0.00040	0.00000	0.00000	1.00000	1.00000	1.00000	1.00000
kaHFM	<u>0.32218</u>	<u>0.42034</u>	955	337	0.04818	0.02193	0.04503	0.00166	0.97196	<u>0.98877</u>	0.99526	0.99826
KGFlex	0.19820	0.27542	1403	<u>492</u>	0.08436	<u>0.03271</u>	0.86126	0.04801	0.82072	0.93842	0.90570	0.94841

the second-best values are highlighted with **boldface** and underline, respectively. Although several baselines are considered (to position the methods), a thorough comparison is mainly made with respect to the latent factor models, highlighted in boldface in the first column of tables. The results in Tables 1a, 1b and 1c have been statistically validated with Student Paired t-test and Wilcoxon test, with a p -value level of 0.05. The complete significance hypothesis test tables are available in the KGFlex repository. The general behavior that can be observed at first glance from Table 1a is that KGFlex exhibits a satisfactory performance regarding the accuracy, being outperformed only by kaHFM and MF in the top-10 recommendation. Moreover, it behaves even better in the top-1 task, where its nDCG value becomes comparable to the accuracy result of kaHFM, which shows the best accuracy performance. KGFlex significantly outperforms BPR-MF, although both are learned with a pair-wise BPR optimization, suggesting the useful role of the extracted knowledge. When looking

at the diversity performance represented by the item coverage and Gini values, we note the high degree of personalization provided by KGFlex. We link this result to the personalized view of the knowledge granted by the framework. Moreover, in KGFlex the collaborative signal on explicit user interests ensures to recommend diverse items among the ones sharing characteristics of interest for the user. The behavior pointed out so far is not entirely confirmed in Facebook Books (see Table 1b). Indeed, here the accuracy results remain below the performance of other factorization-based approaches. However, the diversity results show how BPR-MF, MF and NeuMF may have been completely flooded by popularity signal, which led them to perform poorly regarding the item coverage and Gini metrics. Instead, KGFlex approaches the superior performance of Item-kNN in terms of diversity, and even here it shows an improvement in top-1 recommendation, where the gap is reduced. Furthermore, we analyze

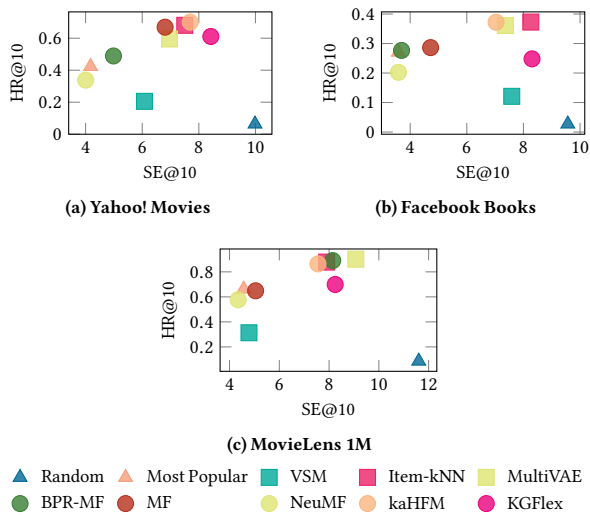


Figure 2: Accuracy vs. distributional diversity. The plots show the value of $HR@10$ against $SE@10$: the closer to the top-right corner the better.

Table 1c, showing the performance on MovieLens 1M. BPR-MF performs superbly on this dataset, while the other factorization-based approaches—but kaHFM—remain significantly below its capabilities. This downward trend seems to be caused by the strong popularity signal, which is prevailing in MF and NeuMF. Instead, KGFlex does not suffer from this problem and it is the best model in terms of diversity, while providing still meaningful recommendations.

What we have analytically observed is confirmed in Figure 2. These graphs show the joint behavior of KGFlex on accuracy and distributional diversity, by analyzing the value of Hit Ratio (HR) on the top-10 recommendation lists with respect to the Shannon Entropy (SE) statistics. Among factorization-based approaches (labelled in the plots), KGFlex approaches the right-top margin to a greater extent. The kaHFM model usually is the second-best model, but, on MovieLens 1M, BPR-MF shows its best performance. The other approaches seem to perform very poorly in at least one dimension or do not have a stable position when varying the dataset. This confirms the previous findings, and gives KGFlex the merit of providing highly personalized recommendations, thanks to the joint operation of the global and the personal views of the same features.

5.2 Induction and Amplification of the Bias (RQ2)

The behavior of KGFlex led us to analyze the quality of the recommendation in terms of popularity bias, a frequent problem causing popular items to be more and more recommended and less popular ones to remain underrepresented [2]. This algorithmic bias may cause a fairness issue from the item point of view, but also an inappropriate recommendation for users who do not prefer very popular items. Tables 1a, 1b and 1c provide the values of three metrics to measure the bias. KGFlex always outperforms all the other factorization-based approaches and generally outperforms the other approaches. Regarding KGFlex, the Average Coverage of Long-Tail items, measured

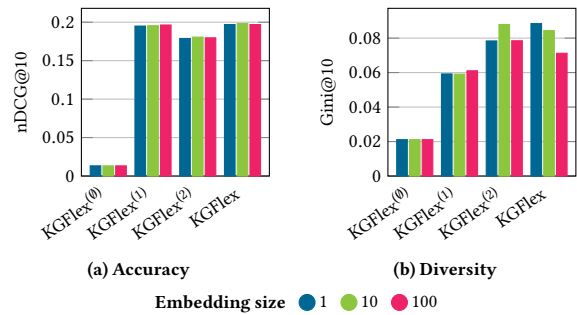


Figure 3: Ablation study on MovieLens 1M of KGFlex evaluated with respect of accuracy and diversity, which shows that features from the second hop significantly improves the model. KGFlex⁽⁰⁾ does not use features from knowledge graph, KGFlex⁽¹⁾ only uses 1-hop features, KGFlex⁽²⁾ only uses 2-hop features. The colors represent different embedding sizes used for training.

by ACLT (the higher the better), is comparable with the value obtained by VSM. This result is supported by the values of PopREO and PopRSP (the smaller the better), which encourage the ranking probability distributions and the true positive rates of popular and less popular items to be the same. Indeed, KGFlex and VSM grant the less biased recommendations. Interestingly, while both exploit the same optimization criterion, we notice how KGFlex consistently improves BPR-MF, which is known to be vulnerable to imbalanced data and to produce biased recommendations [82]. To conclude, we can easily assert that the personalized representation of content information gives KGFlex the push to provide satisfactory and diverse recommendations without being negatively affected by popularity bias.

5.3 The impact of Knowledge Graph exploration (RQ3)

In the previous experimental setting (see Section 4.2), the personal user knowledge was represented by her 100 most informative 1-hop features and her 100 most informative 2-hop features. To give an intuition of how beneficial is the exploitation of these features in KGFlex, we performed an ablation study on MovieLens 1M in which we force KGFlex not to use features from the first hop exploration, or from the second hop exploration, or both. Figure 3 shows the accuracy and diversity performance of KGFlex, and its ablated versions KGFlex⁽¹⁾, using only features from the first hop, KGFlex⁽²⁾, using only features from the second hop, and KGFlex⁽⁰⁾, which eliminates both. Moreover, we also plot how each version performs based on the embedding size, to understand whether it can affect the model variants. As expected, KGFlex⁽⁰⁾ performed in an unsatisfactory way on the recommendation task, since it cannot establish common content between users and items. With 100 first-hop features per user (KGFlex⁽¹⁾), the system provides accurate recommendation, but its diversity performance remains low. In this configuration, changing the embedding size is not beneficial neither for accuracy. When exploiting only features from the second hop KGFlex⁽²⁾ the situation changes: these features enable KGFlex to catch more



Figure 4: Two word clouds showing the 100 most informative features for the users in Yahoo! Movies on the original dataset and on the recommendation lists. The word clouds suggest that KGFlex is able to preserve the original semantics included in the dataset.

information about the content of the items and their relation, with a beneficial effect for the diversity of the recommendation. The information carried by the second-hop features has more probability of embodying the actual reason why a user decides to enjoy an item (e.g., a user may watch a TV show not strictly for the director himself but rather for his nationality). Finally, with the addition of the first-hop features, the complete version of KGFlex overcomes KGFlex⁽²⁾ in accuracy, regardless of the embedding size. This latter slightly penalizes the diversity, very likely due to increased awareness regarding item popularity. This aspect requires further investigation and suggests room to increase the KGFlex performance further. The study definitely answers RQ3. As expected, the lack of a piece of knowledge negatively impacts the system. However, interestingly, the combination of first- and second-hop features positively impacts on accuracy and diversity performance of KGFlex.

5.4 Preservation of the Original Semantics (RQ4)

KGFlex makes extensive use of side information and takes advantage of it in various training phases. Nevertheless, there are no guarantees that KGFlex is really able to catch the semantic information encoded and use it to propose coherent recommendations. To investigate this aspect, we have analyzed the features characterizing the recommended items and we have compared those features with the features derived from the user’s historical interactions. We have conducted a graphical experiment, showing the information gain of each feature in the system before and after the recommendation. Figure 4

Table 2: Percentage of preserved top- k user features after the recommendation. The first (Q_1), the second (Q_2), and the third (Q_3) quartile (over all the population of users) of per-user percentages are shown.

	$k = \infty$	$k = 100$	$k = 50$	$k = 10$	$k = 5$
Q_1	14.5%	11%	12%	20%	20%
Q_2	21.5%	21%	26%	30%	40%
Q_3	31.5%	37%	48%	60%	60%

depicts the word clouds of the features that could be involved in user decision-making gathered from all the users in Yahoo! Movies. In detail, Figure 4a represents the prominence of each feature, in terms of information gain, in the original dataset. Instead, in Figure 4b, the same analysis is performed on the recommendation lists provided by KGFlex. For the sake of readability, both the word clouds visualize the 100 most informative features. We observe that topics related to science fiction persist at the top, including the interest for the director Steven Spielberg and for John Williams (also by means of his spouse Barbara Ruick) and the interest in fantasy films award-winner movies. More precisely, 79% of the top 100 informative features from the dataset are associated with items in the recommendation list. Additionally, for each user, we have computed the percentage of her k most informative features that have been retained in her recommendation list, with $k \in \{5, 10, 50, 100, \infty\}$. Table 2 shows, for each column, the first, the second (median), and the third quartile of such percentages over all the population of users. It is remarkable how KGFlex provides a higher coverage of the original semantic when considering features more important to the users (i.e., lower k). Finally, with the support of Figure 4 and Table 2, we answer to RQ4. Overall, it could be easily observed that KGFlex preserves the main users’ interests involved in decision-making. This suggests that KGFlex is able to preserve the original semantics, deeply integrating the content-based information into its recommendations. Finally, this evidence suggests that we could be a step closer to providing users with items that they would have chosen autonomously.

5.5 Limitations of KGFlex

Section 4.1 explicitly refers to datasets linking to a knowledge graph such as *DBpedia*. Nonetheless, the approach behind KGFlex works independently of the type of side information. In fact, a dataset with each item linked to a generic set of features or attributes would suffice KGFlex. However, the quality of the side information may have a profound impact on the final performance of the method. Moreover, if the side information is structured as a graph, also the depth of the exploration may impact the performance. In this work, we exploited knowledge graphs as side information since they are recognized to provide high-quality information. Nevertheless, their unavailability does not preclude the use of KGFlex.

6 CONCLUSION

This paper has introduced KGFlex for producing knowledge-aware recommendations from implicit feedback. KGFlex takes the best from content-based and factorization-based recommendation approaches for building a sparse model, where features extracted from a knowledge graph are embedded in a latent space. The interactions between

users and items in KGFlex are combinations of users' feature representations and global feature representations, weighted according to the importance of each feature. KGFlex showed its superior behavior in terms of item diversity on three datasets while being very accurate and resilient to algorithmic bias. We have also shown the role a knowledge graph may play in feeding KGFlex with side information and how the extracted features preserve their semantics in the recommendation lists. This new method seems to be highly flexible and suited to practical applications. As future work, we plan to extend the approach with a finer feature selection, new types of feedback, alternatives to information gain, other types of side information, and other losses. Finally, we will further investigate feature embeddings to achieve an even more precise representation of features.

ACKNOWLEDGMENTS

The authors acknowledge partial support of the projects PON ARS01_00876 BIO-D Casa delle Tecnologie Emergenti della Città di Matera, PON ARS01_00821 FLET4.0, PIA Servizi Locali 2.0 H2020 Passapartout - Grant n. 101016956, PIA ERP4.0, IPZS-PRJ4_IA_NORMATIVO.

REFERENCES

- [1] Himan Abdollahpouri, Robin Burke, and Bamshad Mobasher. 2019. Managing Popularity Bias in Recommender Systems with Personalized Re-Ranking. In *Proceedings of the Thirty-Second International Florida Artificial Intelligence Research Society Conference, Sarasota, Florida, USA, May 19-22 2019*, Roman Barták and Keith W. Brawner (Eds.). AAAI Press, 413–418. <https://aaai.org/ocs/index.php/FLAIRS/FLAIRS19/paper/view/18199>
- [2] Himan Abdollahpouri, Masoud Mansoury, Robin Burke, and Bamshad Mobasher. 2019. The Unfairness of Popularity Bias in Recommendation. In *Proceedings of the Workshop on Recommendation in Multi-stakeholder Environments co-located with the 13th ACM Conference on Recommender Systems (RecSys 2019), Copenhagen, Denmark, September 20, 2019 (CEUR Workshop Proceedings, Vol. 2440)*, Robin Burke, Himan Abdollahpouri, Edward C. Malthouse, K. P. Thai, and Yongfeng Zhang (Eds.). CEUR-WS.org. <http://ceur-ws.org/Vol-2440/paper4.pdf>
- [3] Gediminas Adomavicius and YoungOk Kwon. 2012. Improving Aggregate Recommendation Diversity Using Ranking-Based Techniques. *IEEE Trans. Knowl. Data Eng.* 24, 5 (2012), 896–911. <https://doi.org/10.1109/TKDE.2011.15>
- [4] Vito Walter Anelli, Pierpaolo Basile, Derek G. Bridge, Tommaso Di Noia, Pasquale Lops, Cataldo Musto, Fedelucio Narducci, and Markus Zanker. 2018. Knowledge-aware and conversational recommender systems. In *Proceedings of the 12th ACM Conference on Recommender Systems, RecSys 2018, Vancouver, BC, Canada, October 2-7, 2018*, Sole Pera, Michael D. Ekstrand, Xavier Amatriain, and John O'Donovan (Eds.). ACM, 521–522. <https://doi.org/10.1145/3240323.3240338>
- [5] Vito Walter Anelli, Vito Bellini, Tommaso Di Noia, Wanda La Bruna, Paolo Tomeo, and Eugenio Di Sciascio. 2017. An Analysis on Time- and Session-aware Diversification in Recommender Systems. In *UMAP*. ACM, 270–274.
- [6] Vito Walter Anelli, Vito Bellini, Tommaso Di Noia, and Eugenio Di Sciascio. 2020. Knowledge-Aware Interpretable Recommender Systems. In *Knowledge Graphs for eXplainable Artificial Intelligence: Foundations, Applications and Challenges*, Ilaria Tiddi, Freddy Lécué, and Pascal Hitzler (Eds.). Studies on the Semantic Web, Vol. 47. IOS Press, 101–124. <https://doi.org/10.3233/SSW200014>
- [7] Vito Walter Anelli, Alejandro Bellogin, Antonio Ferrara, Daniele Malitesta, Felice Antonio Merra, Claudio Pomo, Francesco Maria Donini, and Tommaso Di Noia. 2021. Elliot: A Comprehensive and Rigorous Framework for Reproducible Recommender Systems Evaluation. In *SIGIR*. ACM, 2405–2414.
- [8] Vito Walter Anelli, Yashar Deldjoo, Tommaso Di Noia, and Antonio Ferrara. 2019. Towards Effective Device-Aware Federated Learning. In *AI*IA (Lecture Notes in Computer Science, Vol. 11946)*. Springer, 477–491.
- [9] Vito Walter Anelli, Yashar Deldjoo, Tommaso Di Noia, Antonio Ferrara, and Fedelucio Narducci. 2021. FedRank: User Controlled Feedback with Federated Recommender Systems. In *ECIR (1) (Lecture Notes in Computer Science, Vol. 12656)*. Springer, 32–47.
- [10] Vito Walter Anelli, Yashar Deldjoo, Tommaso Di Noia, Antonio Ferrara, and Fedelucio Narducci. 2021. How to put users in control of their data in federated top-N recommendation with learning to rank. In *SAC*. ACM, 1359–1362.
- [11] Vito Walter Anelli, Yashar Deldjoo, Tommaso Di Noia, Daniele Malitesta, and Felice Antonio Merra. 2021. A Study of Defensive Methods to Protect Visual Recommendation Against Adversarial Manipulation of Images. In *SIGIR*. ACM, 1094–1103.
- [12] Vito Walter Anelli and Tommaso Di Noia. 2019. 2nd Workshop on Knowledge-aware and Conversational Recommender Systems - KaRS. In *CIKM*. ACM, 3001–3002.
- [13] Vito Walter Anelli, Tommaso Di Noia, Eugenio Di Sciascio, Azzurra Ragone, and Joseph Trotta. 2020. Semantic Interpretation of Top-N Recommendations. *IEEE Transactions on Knowledge and Data Engineering (2020)*, 1–1. <https://doi.org/10.1109/TKDE.2020.3010215>
- [14] Vito Walter Anelli, Renato De Leone, Tommaso Di Noia, Thomas Lukasiewicz, and Jessica Rosati. 2020. Combining RDF and SPARQL with CP-theories to reason about preferences in a Linked Data setting. *Semantic Web* 11, 3 (2020), 391–419. <https://doi.org/10.3233/SW-180339>
- [15] Vito Walter Anelli, Tommaso Di Noia, Pasquale Lops, and Eugenio Di Sciascio. 2017. Feature Factorization for Top-N Recommendation: From Item Rating to Features Relevance. In *Proceedings of the 1st Workshop on Intelligent Recommender Systems by Knowledge Transfer & Learning co-located with ACM Conference on Recommender Systems (RecSys 2017), Como, Italy, August 27, 2017 (CEUR Workshop Proceedings, Vol. 1887)*, Yong Zheng, Weike Pan, Shaghayegh (Sherry) Sahebi, and Ignacio Fernández (Eds.). CEUR-WS.org, 16–21. <http://ceur-ws.org/Vol-1887/paper3.pdf>
- [16] Vito Walter Anelli, Tommaso Di Noia, Eugenio Di Sciascio, Azzurra Ragone, and Joseph Trotta. 2019. How to Make Latent Factors Interpretable by Feeding Factorization Machines with Knowledge Graphs. In *The Semantic Web - ISWC 2019 - 18th International Semantic Web Conference, Auckland, New Zealand, October 26-30, 2019, Proceedings, Part I (Lecture Notes in Computer Science, Vol. 11778)*, Chiara Ghidini, Olaf Hartig, Maria Maleshkova, Vojtech Svátek, Isabel F. Cruz, Aidan Hogan, Jie Song, Maxime Lefrançois, and Fabien Gandon (Eds.). Springer, 38–56. https://doi.org/10.1007/978-3-030-30793-6_3
- [17] Sören Auer, Christian Bizer, Georgi Kobilarov, Jens Lehmann, Richard Cyganiak, and Zachary G. Ives. 2007. DBpedia: A Nucleus for a Web of Open Data. In *The Semantic Web, 6th International Semantic Web Conference, 2nd Asian Semantic Web Conference, ISWC 2007 + ASWC 2007, Busan, Korea, November 11-15, 2007 (Lecture Notes in Computer Science, Vol. 4825)*. Springer, 722–735. https://doi.org/10.1007/978-3-540-76298-0_52
- [18] Lars Backstrom and Jure Leskovec. 2011. Supervised random walks: predicting and recommending links in social networks. In *Proceedings of the Forth International Conference on Web Search and Web Data Mining, WSDM 2011, Hong Kong, China, February 9-12, 2011*. 635–644.
- [19] François Belleau, Marc-Alexandre Nolin, Nicole Tourigny, Philippe Rigault, and Jean Morissette. 2008. Bio2RDF: Towards a mashup to build bioinformatics knowledge systems. *J. Biomed. Informatics* 41, 5 (2008), 706–716. <https://doi.org/10.1016/j.jbi.2008.03.004>
- [20] Tim Berners-Lee, James Hendler, and Ora Lassila. 2001. The Semantic Web. *Scientific American* 284, 5 (May 2001), 34–43. <http://www.sciam.com/article.cfm?articleID=00048144-10D2-1C70-84A9809EC588EF21>
- [21] Kurt D. Bollacker, Colin Evans, Praveen Paritosh, Tim Sturge, and Jamie Taylor. 2008. Freebase: a collaboratively created graph database for structuring human knowledge. In *Proceedings of the ACM SIGMOD International Conference on Management of Data, SIGMOD 2008, Vancouver, BC, Canada, June 10-12, 2008*, Jason Tsong-Li Wang (Ed.). ACM, 1247–1250. <https://doi.org/10.1145/1376616.1376746>
- [22] Amancio Bouza, Gerald Reif, Abraham Bernstein, and Harald C. Gall. 2008. SemTree: Ontology-Based Decision Tree Algorithm for Recommender Systems. In *Proceedings of the Poster and Demonstration Session at the 7th International Semantic Web Conference (ISWC2008), Karlsruhe, Germany, October 28, 2008 (CEUR Workshop Proceedings, Vol. 401)*, Christian Bizer and Anupam Joshi (Eds.). CEUR-WS.org. http://ceur-ws.org/Vol-401/iswc2008pd_submission_87.pdf
- [23] Andrew Carlson, Justin Betteridge, Richard C. Wang, Estevam R. Hruschka Jr., and Tom M. Mitchell. 2010. Coupled semi-supervised learning for information extraction. In *Proceedings of the Third International Conference on Web Search and Web Data Mining, WSDM 2010, New York, NY, USA, February 4-6, 2010*, Brian D. Davison, Torsten Suel, Nick Craswell, and Bing Liu (Eds.). ACM, 101–110. <https://doi.org/10.1145/1718487.1718501>
- [24] Pablo Castells, Neil J. Hurley, and Saul Vargas. 2015. Novelty and Diversity in Recommender Systems. In *Recommender Systems Handbook*, Francesco Ricci, Lior Rokach, and Bracha Shapira (Eds.). Springer, 881–918. https://doi.org/10.1007/978-1-4899-7637-6_26
- [25] Supriyo Chakraborty, Richard Tomsett, Ramya Raghavendra, Daniel Harborne, Moustafa Alzantot, Federico Cerutti, Mani B. Srivastava, Alun D. Preece, Simon Julier, Raghuvver M. Rao, Troy D. Kelley, Dave Braines, Murat Sensoy, Christopher J. Willis, and Prudhvi Gurram. 2017. Interpretability of deep learning models: A survey of results. In *2017 IEEE SmartWorld, Ubiquitous Intelligence & Computing, Advanced & Trusted Computed, Scalable Computing & Communications, Cloud & Big Data Computing, Internet of People and Smart City Innovation, SmartWorld/SCALCOM/UIC/ATC/CBDCom/IOP/SCI 2017, San Francisco, CA, USA, August 4-8, 2017*. IEEE, 1–6. <https://doi.org/10.1109/UIC-ATC.2017.8397411>
- [26] Tommaso Di Noia, Corrado Magarelli, Andrea Maurino, Matteo Palmomari, and Anisa Rula. 2018. Using Ontology-Based Data Summarization to Develop Semantics-Aware Recommender Systems. In *The Semantic Web - 15th International Conference, ESWC 2018, Heraklion, Crete, Greece, June 3-7, 2018, Proceedings (Lecture Notes in Computer Science, Vol. 10843)*, Aldo

- Gangemi, Roberto Navigli, Maria-Esther Vidal, Pascal Hitzler, Raphaël Troncy, Laura Hollink, Anna Tordai, and Mehwish Alam (Eds.). Springer, 128–144. https://doi.org/10.1007/978-3-319-93417-4_9
- [27] Tommaso Di Noia, Vito Claudio Ostuni, Paolo Tomeo, and Eugenio Di Sciascio. 2016. SPrank: Semantic Path-Based Ranking for Top-N Recommendations Using Linked Open Data. *ACM TIST* 8, 1 (2016), 9:1–9:34. <https://doi.org/10.1145/2899005>
- [28] Xin Dong, Evgeniy Gabrilovich, Jeremy Heitz, Wilko Horn, Ni Lao, Kevin Murphy, Thomas Strohmman, Shaohua Sun, and Wei Zhang. 2014. Knowledge vault: a web-scale approach to probabilistic knowledge fusion. In *The 20th ACM SIGKDD International Conference on Knowledge Discovery and Data Mining, KDD '14, New York, NY, USA - August 24 - 27, 2014*, Sofus A. Macskassy, Claudia Perlich, Jure Leskovec, Wei Wang, and Rayid Ghani (Eds.). ACM, 601–610. <https://doi.org/10.1145/2623330.2623623>
- [29] Ignacio Fernández-Tobías, Iván Cantador, Paolo Tomeo, Vito Walter Anelli, and Tommaso Di Noia. 2019. Addressing the user cold start with cross-domain collaborative filtering: exploiting item metadata in matrix factorization. *User Model. User Adapt. Interact.* 29, 2 (2019), 443–486. <https://doi.org/10.1007/s11257-018-9217-6>
- [30] Asela Gunawardana and Guy Shani. 2015. Evaluating Recommender Systems. In *Recommender Systems Handbook*, Francesco Ricci, Lior Rokach, and Bracha Shapira (Eds.). Springer, 265–308. https://doi.org/10.1007/978-1-4899-7637-6_8
- [31] Qingyu Guo, Fuzhen Zhuang, Chuan Qin, Hengshu Zhu, Xing Xie, Hui Xiong, and Qing He. 2020. A Survey on Knowledge Graph-Based Recommender Systems. *IEEE Transactions on Knowledge and Data Engineering* (2020), 1–1. <https://doi.org/10.1109/TKDE.2020.3028705>
- [32] Olaf Hartig. 2017. Foundations of RDF★ and SPARQL★ (An Alternative Approach to Statement-Level Metadata in RDF). In *Proceedings of the 11th Alberto Mendelzon International Workshop on Foundations of Data Management and the Web, Montevideo, Uruguay, June 7-9, 2017 (CEUR Workshop Proceedings, Vol. 1912)*, Juan L. Reutter and Divesh Srivastava (Eds.). CEUR-WS.org. <http://ceur-ws.org/Vol-1912/paper12.pdf>
- [33] Gaole He, Junyi Li, Wayne Xin Zhao, Peiju Liu, and Ji-Rong Wen. 2020. Mining Implicit Entity Preference from User-Item Interaction Data for Knowledge Graph Completion via Adversarial Learning. In *WWW '20: The Web Conference 2020, Taipei, Taiwan, April 20-24, 2020*, Yennun Huang, Irwin King, Tie-Yan Liu, and Maarten van Steen (Eds.). ACM / IW3C2, 740–751. <https://doi.org/10.1145/3366423.3380155>
- [34] Xiangnan He and Tat-Seng Chua. 2017. Neural Factorization Machines for Sparse Predictive Analytics. In *Proceedings of the 40th International ACM SIGIR Conference on Research and Development in Information Retrieval, Shinjuku, Tokyo, Japan, August 7-11, 2017*, Noriko Kando, Tetsuya Sakai, Hideo Joho, Hang Li, Arjen P. de Vries, and Ryan W. White (Eds.). ACM, 355–364. <https://doi.org/10.1145/3077136.3080777>
- [35] Tom Heath and Christian Bizer. 2011. *Linked Data: Evolving the Web into a Global Data Space*. Morgan & Claypool Publishers. <https://doi.org/10.2200/S00334ED1V01Y201102WBE001>
- [36] Marcel Hildebrandt, Swathi Shyam Sunder, Serghei Mogoreanu, Mitchell Joblin, Akhil Mehta, Ingo Thon, and Volker Tresp. 2019. A Recommender System for Complex Real-World Applications with Nonlinear Dependencies and Knowledge Graph Context. In *ESWC (Lecture Notes in Computer Science, Vol. 11503)*, Springer, 179–193.
- [37] Yujia Huo, Derek F. Wong, Lionel M. Ni, Lidia S. Chao, and Jing Zhang. 2020. Knowledge modeling via contextualized representations for LSTM-based personalized exercise recommendation. *Inf. Sci.* 523 (2020), 266–278. <https://doi.org/10.1016/j.ins.2020.03.014>
- [38] Tomoharu Iwata, Kazumi Saito, and Takeshi Yamada. 2007. Modeling user behavior in recommender systems based on maximum entropy. In *Proceedings of the 16th International Conference on World Wide Web, WWW 2007, Banff, Alberta, Canada, May 8-12, 2007*, Carey L. Williamson, Mary Ellen Zurko, Peter F. Patel-Schneider, and Prashant J. Shenoy (Eds.). ACM, 1281–1282. <https://doi.org/10.1145/1242572.1242808>
- [39] Surya Kallumadi and William H. Hsu. 2018. Interactive Recommendations by Combining User-Item Preferences with Linked Open Data. In *Adjunct Publication of the 26th Conference on User Modeling, Adaptation and Personalization, UMAP 2018, Singapore, July 08-11, 2018*, Tanja Mitrovic, Jie Zhang, Li Chen, and David Chin (Eds.). ACM, 121–125. <https://doi.org/10.1145/3213586.3226222>
- [40] Rasoul Karimi, Alexandros Nanopoulos, and Lars Schmidt-Thieme. 2015. A supervised active learning framework for recommender systems based on decision trees. *User Model. User Adapt. Interact.* 25, 1 (2015), 39–64. <https://doi.org/10.1007/s11257-014-9153-z>
- [41] Thomas Köllmer, Emanuel Berndt, Thomas Weißgerber, Patrick Aichroth, and Harald Kosch. 2016. A Workflow for Cross Media Recommendations based on Linked Data Analysis. In *Joint Proceedings of the 4th International Workshop on Linked Media and the 3rd Developers Hackshop co-located with the 13th Extended Semantic Web Conference ESWC 2016, Heraklion, Crete, Greece, May 30, 2016 (CEUR Workshop Proceedings, Vol. 1615)*, Raphaël Troncy, Ruben Verborgh, Lyndon J. B. Nixon, Thomas Kurz, Kai Schlegel, and Miel Vander Sande (Eds.). CEUR-WS.org. <http://ceur-ws.org/Vol-1615/limPaper1.pdf>
- [42] Yehuda Koren. 2010. Factor in the neighbors: Scalable and accurate collaborative filtering. *TKDD* 4, 1 (2010), 1:1–1:24.
- [43] Yehuda Koren, Robert M. Bell, and Chris Volinsky. 2009. Matrix Factorization Techniques for Recommender Systems. *IEEE Computer* 42, 8 (2009), 30–37.
- [44] Walid Krichene and Steffen Rendle. 2020. On Sampled Metrics for Item Recommendation. In *KDD '20: The 26th ACM SIGKDD Conference on Knowledge Discovery and Data Mining, Virtual Event, CA, USA, August 23-27, 2020*, Rajesh Gupta, Yan Liu, Jiliang Tang, and B. Aditya Prakash (Eds.). ACM, 1748–1757. <https://doi.org/10.1145/3394486.3403226>
- [45] Soojung Lee. 2020. Using entropy for similarity measures in collaborative filtering. *J. Ambient Intell. Humaniz. Comput.* 11, 1 (2020), 363–374. <https://doi.org/10.1007/s12652-019-01226-0>
- [46] Jens Lehmann, Robert Isele, Max Jakob, Anja Jentzsch, Dimitris Kontokostas, Pablo N. Mendes, Sebastian Hellmann, Mohamed Morsey, Patrick van Kleef, Sören Auer, and Christian Bizer. 2015. DBpedia - A large-scale, multilingual knowledge base extracted from Wikipedia. *Semantic Web* 6, 2 (2015), 167–195. <https://doi.org/10.3233/SW-140134>
- [47] Jian Li, Zhuoming Xu, Yan Tang, Bo Zhao, and Haimei Tian. 2020. Deep Hybrid Knowledge Graph Embedding for Top-N Recommendation. In *Web Information Systems and Applications - 17th International Conference, WISA 2020, Guangzhou, China, September 23-25, 2020, Proceedings (Lecture Notes in Computer Science, Vol. 12432)*, Guojun Wang, Xuemin Lin, James A. Hendler, Wei Song, Zhuoming Xu, and Gengeng Liu (Eds.). Springer, 59–70. https://doi.org/10.1007/978-3-030-60029-7_6
- [48] Dawen Liang, Rahul G. Krishnan, Matthew D. Hoffman, and Tony Jebara. 2018. Variational Autoencoders for Collaborative Filtering. In *Proceedings of the 2018 World Wide Web Conference on World Wide Web, WWW 2018, Lyon, France, April 23-27, 2018*, Pierre-Antoine Champin, Fabien Gandon, Mounia Lalmas, and Panagiotis G. Ipeirotis (Eds.). ACM, 689–698. <https://doi.org/10.1145/3178876.3186150>
- [49] Danyang Liu, Ting Bai, Jianxun Lian, Xin Zhao, Guangzhong Sun, Ji-Rong Wen, and Xing Xie. 2019. News Graph: An Enhanced Knowledge Graph for News Recommendation. In *Proceedings of the Second Workshop on Knowledge-aware and Conversational Recommender Systems, co-located with 28th ACM International Conference on Information and Knowledge Management, KaRS@CIKM 2019, Beijing, China, November 7, 2019 (CEUR Workshop Proceedings, Vol. 2601)*, Vito Walter Anelli and Tommaso Di Noia (Eds.). CEUR-WS.org, 1–7. http://ceur-ws.org/Vol-2601/kars2019_paper_01.pdf
- [50] Yang Luo, Boyi Xu, Hongming Cai, and Fenglin Bu. 2014. A Hybrid User Profile Model for Personalized Recommender System with Linked Open Data. In *Enterprise Systems Conference, ES 2014, Shanghai, China, August 2-3, 2014*. IEEE, 243–248. <https://doi.org/10.1109/ES.2014.16>
- [51] Senthilselvan Natarajan, Subramaniaswamy Vairavasundaram, Sivaramakrishnan Natarajan, and Amir H. Gandomi. 2020. Resolving data sparsity and cold start problem in collaborative filtering recommender system using Linked Open Data. *Expert Syst. Appl.* 149 (2020), 113248. <https://doi.org/10.1016/j.eswa.2020.113248>
- [52] Xia Ning and George Karypis. 2012. Sparse linear methods with side information for top-n recommendations. In *Sixth ACM Conference on Recommender Systems, RecSys '12, Dublin, Ireland, September 9-13, 2012*, Pdraig Cunningham, Neil J. Hurley, Ido Guy, and Sarabjot Singh Anand (Eds.). ACM, 155–162. <https://doi.org/10.1145/2365952.2365983>
- [53] Tommaso Di Noia, Roberto Mirizzi, Vito Claudio Ostuni, Davide Romito, and Markus Zanker. 2012. Linked open data to support content-based recommender systems. In *I-SEMANTICS 2012 - 8th International Conference on Semantic Systems, I-SEMANTICS '12, Graz, Austria, September 5-7, 2012*, Valentina Presutti and Helena Sofia Pinto (Eds.). ACM, 1–8. <https://doi.org/10.1145/2362499.2362501>
- [54] Ronald Ojino. 2019. User's profile ontology-based semantic model for personalized hotel room recommendation in the web of things: student research abstract. In *Proceedings of the 34th ACM/SIGAPP Symposium on Applied Computing, SAC 2019, Limassol, Cyprus, April 8-12, 2019*, Chih-Cheng Hung and George A. Papadopoulos (Eds.). ACM, 2314–2316. <https://doi.org/10.1145/3297280.3297661>
- [55] Michael J. Pazzani and Daniel Billsus. 2007. Content-Based Recommendation Systems. In *The Adaptive Web, Methods and Strategies of Web Personalization (Lecture Notes in Computer Science, Vol. 4321)*, Peter Brusilovsky, Alfred Kobsa, and Wolfgang Nejdl (Eds.). Springer, 325–341. https://doi.org/10.1007/978-3-540-72079-9_10
- [56] Laura Elena Raileanu and Kilian Stoffel. 2004. Theoretical Comparison between the Gini Index and Information Gain Criteria. *Ann. Math. Artif. Intell.* 41, 1 (2004), 77–93. <https://doi.org/10.1023/B:AMAI.0000018580.96245.c6>
- [57] Steffen Rendle, Christoph Freudenthaler, Zeno Gantner, and Lars Schmidt-Thieme. 2009. BPR: Bayesian Personalized Ranking from Implicit Feedback. In *UAI 2009, Proceedings of the Twenty-Fifth Conference on Uncertainty in Artificial Intelligence, Montreal, QC, Canada, June 18-21, 2009*, Jeff A. Bilmes and Andrew Y. Ng (Eds.). AUAI Press, 452–461. https://dlpsitt.org/uai/displayArticleDetails.jsp?mmnu=1&mmnu=2&article_id=1630&proceeding_id=25
- [58] Steffen Rendle, Walid Krichene, Li Zhang, and John R. Anderson. 2020. Neural Collaborative Filtering vs. Matrix Factorization Revisited. In *RecSys 2020: Fourteenth ACM Conference on Recommender Systems, Virtual Event, Brazil, September 22-26, 2020*, Rodrygo L. T. Santos, Leandro Balby Marinho, Elizabeth M. Daly, Li Chen, Kim Falk, Noam Koenigstein, and Edleno Silva de Moura (Eds.). ACM, 240–248. <https://doi.org/10.1145/3383313.3412488>

- [59] Lior Rokach and Oded Maimon. 2005. Top-down induction of decision trees classifiers - a survey. *IEEE Trans. Syst. Man Cybern. Part C* 35, 4 (2005), 476–487. <https://doi.org/10.1109/TSMCC.2004.843247>
- [60] Ashish Kumar Sahu and Pragma Dwivedi. 2020. Knowledge transfer by domain-independent user latent factor for cross-domain recommender systems. *Future Gener. Comput. Syst.* 108 (2020), 320–333. <https://doi.org/10.1016/j.future.2020.02.024>
- [61] Lei Sang, Min Xu, Shengsheng Qian, and Xindong Wu. 2021. Knowledge graph enhanced neural collaborative recommendation. *Expert Syst. Appl.* 164 (2021), 113992. <https://doi.org/10.1016/j.eswa.2020.113992>
- [62] Daqian Shi, Ting Wang, Hao Xing, and Hao Xu. 2020. A learning path recommendation model based on a multidimensional knowledge graph framework for e-learning. *Knowl. Based Syst.* 195 (2020), 105618. <https://doi.org/10.1016/j.knsys.2020.105618>
- [63] Fabian M. Suchanek, Gjergji Kasneci, and Gerhard Weikum. 2007. Yago: a core of semantic knowledge. In *Proceedings of the 16th International Conference on World Wide Web, WWW 2007, Banff, Alberta, Canada, May 8–12, 2007*, Carey L. Williamson, Mary Ellen Zurko, Peter F. Patel-Schneider, and Prashant J. Shenoy (Eds.). ACM, 697–706. <https://doi.org/10.1145/1242572.1242667>
- [64] Thomas Pellissier Tanon, Gerhard Weikum, and Fabian M. Suchanek. 2020. YAGO 4: A Reason-able Knowledge Base. In *The Semantic Web - 17th International Conference, ESWC 2020, Heraklion, Crete, Greece, May 31–June 4, 2020, Proceedings (Lecture Notes in Computer Science, Vol. 12123)*, Andreas Harth, Sabrina Kirrane, Axel-Cyrille Ngonga Ngomo, Heiko Paulheim, Anisa Rula, Anna Lisa Gentile, Peter Haase, and Michael Cochez (Eds.). Springer, 583–596. https://doi.org/10.1007/978-3-030-49461-2_34
- [65] Ahmet Uyar and Farouk Musa Aliyu. 2015. Evaluating search features of Google Knowledge Graph and Bing Satori: Entity types, list searches and query interfaces. *Online Inf. Rev.* 39, 2 (2015), 197–213. <https://doi.org/10.1108/OIR-10-2014-0257>
- [66] Denny Vrandečić. 2012. Wikidata: a new platform for collaborative data collection. In *Proceedings of the 21st World Wide Web Conference, WWW 2012, Lyon, France, April 16–20, 2012 (Companion Volume)*, Alain Mille, Fabien L. Gandon, Jacques Misselis, Michael Rabinovich, and Steffen Staab (Eds.). ACM, 1063–1064. <https://doi.org/10.1145/2187980.2188242>
- [67] Denny Vrandečić and Markus Krötzsch. 2014. Wikidata: a free collaborative knowledgebase. *Commun. ACM* 57, 10 (2014), 78–85. <https://doi.org/10.1145/2629489>
- [68] Hongwei Wang, Fuzheng Zhang, Jialin Wang, Miao Zhao, Wenjie Li, Xing Xie, and Minyi Guo. 2018. RippleNet: Propagating User Preferences on the Knowledge Graph for Recommender Systems. In *Proceedings of the 27th ACM International Conference on Information and Knowledge Management, CIKM 2018, Torino, Italy, October 22–26, 2018*, Alfredo Cuzzocrea, James Allan, Norman W. Paton, Divesh Srivastava, Rakesh Agrawal, Andrei Z. Broder, Mohammed J. Zaki, K. Selçuk Candan, Alexandros Labrinidis, Assaf Schuster, and Haixun Wang (Eds.). ACM, 417–426. <https://doi.org/10.1145/3269206.3271739>
- [69] Hongwei Wang, Fuzheng Zhang, Jialin Wang, Miao Zhao, Wenjie Li, Xing Xie, and Minyi Guo. 2019. Exploring High-Order User Preference on the Knowledge Graph for Recommender Systems. *ACM Trans. Inf. Syst.* 37, 3 (2019), 32:1–32:26. <https://doi.org/10.1145/3312738>
- [70] Hongwei Wang, Miao Zhao, Xing Xie, Wenjie Li, and Minyi Guo. 2019. Knowledge Graph Convolutional Networks for Recommender Systems. In *The World Wide Web Conference, WWW 2019, San Francisco, CA, USA, May 13–17, 2019*, Ling Liu, Ryan W. White, Amin Mantrach, Fabrizio Silvestri, Julian J. McAuley, Ricardo Baeza-Yates, and Leila Zia (Eds.). ACM, 3307–3313. <https://doi.org/10.1145/3308558.3313417>
- [71] Ting Wang, Daqian Shi, Zhaodan Wang, Shuai Xu, and Hao Xu. 2020. MRP2Rec: Exploring Multiple-Step Relation Path Semantics for Knowledge Graph-Based Recommendations. *IEEE Access* 8 (2020), 134817–134825. <https://doi.org/10.1109/ACCESS.2020.3011279>
- [72] Wei Wang, Guangquan Zhang, and Jie Lu. 2015. Collaborative Filtering with Entropy-Driven User Similarity in Recommender Systems. *Int. J. Intell. Syst.* 30, 8 (2015), 854–870. <https://doi.org/10.1002/int.21735>
- [73] Xiang Wang, Dingxian Wang, Canran Xu, Xiangnan He, Yixin Cao, and Tat-Seng Chua. 2019. Explainable reasoning over knowledge graphs for recommendation. In *Proceedings of the AAAI Conference on Artificial Intelligence*, Vol. 33, 5329–5336.
- [74] Usha Yadav, Neelam Duhan, and Komal Kumar Bhatia. 2020. Dealing with Pure New User Cold-Start Problem in Recommendation System Based on Linked Open Data and Social Network Features. *Mob. Inf. Syst.* 2020 (2020), 8912065:1–8912065:20. <https://doi.org/10.1155/2020/8912065>
- [75] Emre Yalcin, Firat Ismailoglu, and Alper Bilge. 2021. An entropy empowered hybridized aggregation technique for group recommender systems. *Expert Syst. Appl.* 166 (2021), 114111. <https://doi.org/10.1016/j.eswa.2020.114111>
- [76] Zuoxi Yang and Shoubin Dong. 2020. HAGERec: Hierarchical Attention Graph Convolutional Network Incorporating Knowledge Graph for Explainable Recommendation. *Knowl. Based Syst.* 204 (2020), 106194. <https://doi.org/10.1016/j.knsys.2020.106194>
- [77] Qian Zhang, Peng Hao, Jie Lu, and Guangquan Zhang. 2019. Cross-domain Recommendation with Semantic Correlation in Tagging Systems. In *International Joint Conference on Neural Networks, IJCNN 2019 Budapest, Hungary, July 14–19, 2019*. IEEE, 1–8. <https://doi.org/10.1109/IJCNN.2019.8852049>
- [78] Richong Zhang and Thomas T. Tran. 2011. An information gain-based approach for recommending useful product reviews. *Knowl. Inf. Syst.* 26, 3 (2011), 419–434. <https://doi.org/10.1007/s10115-010-0287-y>
- [79] Yongfeng Zhang and Xu Chen. 2018. Explainable Recommendation: A Survey and New Perspectives. *CoRR* abs/1804.11192 (2018). [arXiv:1804.11192](http://arxiv.org/abs/1804.11192)
- [80] Wayne Xin Zhao, Sui Li, Yulan He, Liwei Wang, Ji-Rong Wen, and Xiaoming Li. 2016. Exploring demographic information in social media for product recommendation. *Knowl. Inf. Syst.* 49, 1 (2016), 61–89. <https://doi.org/10.1007/s10115-015-0897-5>
- [81] Yu Zhu, Ziyu Guan, Shulong Tan, Haifeng Liu, Deng Cai, and Xiaofei He. 2016. Heterogeneous hypergraph embedding for document recommendation. *Neurocomputing* 216 (2016), 150–162. <https://doi.org/10.1016/j.neucom.2016.07.030>
- [82] Ziwei Zhu, Jianling Wang, and James Caverlee. 2020. Measuring and Mitigating Item Under-Recommendation Bias in Personalized Ranking Systems. In *Proceedings of the 43rd International ACM SIGIR conference on research and development in Information Retrieval, SIGIR 2020, Virtual Event, China, July 25–30, 2020*, Jimmy Huang, Yi Chang, Xueqi Cheng, Jaap Kamps, Vanessa Murdock, Ji-Rong Wen, and Yiqun Liu (Eds.). ACM, 449–458. <https://doi.org/10.1145/3397271.3401177>