

Automata-based Optimal Planning with Relaxed Specifications

Disha Kamale¹, Eleni Karyofylli², and Cristian-Ioan Vasile¹

Abstract—In this paper, we introduce an automata-based framework for planning with relaxed specifications. User relaxation preferences are represented as *weighted finite state edit systems* that capture permissible operations on the specification, substitution and deletion of tasks, with complex constraints on ordering and grouping. We propose a *three-way product automaton* construction method that allows us to compute minimal relaxation policies for the robots using standard shortest path algorithms. The three-way automaton captures the robot’s motion, specification satisfaction, and available relaxations at the same time. Additionally, we consider a bi-objective problem that balances temporal relaxation of deadlines within specifications with changing and deleting tasks. Finally, we present the runtime performance and a case study that highlights different modalities of our framework.

I. INTRODUCTION

Robots are increasingly required to perform complex tasks with rich temporal and logical structure. In recent years, automata-based approaches have been widely used for solving robotic path planning problems wherein an automaton is constructed from mission specifications posed as temporal logic formulae (e.g. LTL, scLTL, STL, TWTL) [1]–[4]. Using shortest path algorithms on the product models between abstract robot motion models and specification automata, optimal satisfying trajectories are synthesized.

This traditional approach, albeit useful, does not consider modifying mission specifications in case satisfaction is infeasible. This implies that even the sub-parts of the specification that might be feasible will not be executed. In many real-world scenarios, it is often preferable that the robot performs at least some part of the assigned task even if it cannot be satisfied in its entirety. Consider the following mission specification for data collection: “Collect data from region G_1 and then region G_2 and then upload it at U_1 . Collect data from G_3 and upload it at U_2 . Always avoid obstacles.” In case an obstacle makes it impossible to reach U_2 , it is still preferred to receive the data from G_1 and G_2 . Thus, we need to consider relaxed satisfaction semantics to handle infeasible mission specifications.

In literature, the problem of specification relaxation has been formulated in various ways. *Minimum violation* is considered in [5]–[7] for self-driving cars, where policies are computed with minimal rules of the road violation based on priorities. Their approach is based on the removal of violating symbols from the input of the specification automata to produce satisfying runs. A related problem is considered in [8], [9], where the focus is on removing fewest geometric constraints for object manipulation. In [10],

minimum revision of tasks for office robots is explored. Their approach allows changing of tasks based on user-provided substitution costs. A similar problem is tackled in [11], but for infinite horizon case with Büchi automata. Both works modify the input stream of the specification automaton to induce feasibility. *Partial satisfaction* [12], [13] approaches aim to compute policies that minimize distance to satisfaction given by paths to accepting states in specification automata. In a different direction, [4], [6], [14] consider *temporal relaxation* of deadlines to complete missions. Their approach introduces annotated automata that capture all deadline relaxations from specifications, to compute policies with minimal delays. Some of these works combine relaxation of specifications with maximizing satisfaction probability [10], [12], [15]. All these works use automata-based techniques. However, all have specialized approaches that can not be readily combined. Moreover, they operate on a symbol-by-symbol basis rather than words translations that capture rich relaxation preferences on groups of tasks.

In this paper, we introduce an automata-based framework that captures the notion of relaxation from several existing approaches and generalizes them to operate on groups of tasks (words). We decompose the problem of robot motion planning into a high-level planning and a low-level control problem. As in [6], [7], [10], [16], [17], our focus is on symbolic path planning. The robot motion is abstracted as a weighted transition system (TS) with the regions of interest as states. Mission specification are given as deterministic finite state automata obtained from finite horizon temporal logic formulae such as syntactically co-safe LTL (scLTL) and TWTL formulae. Users also specify relaxation preferences in the form of regular expressions (RE) which we translate to weighted finite state edit systems (WFSE) [18] that capture differences between pairs of input words. The WFSEs determine the sets of permissible edit operations (substitution or skipping), on single or groups of tasks, along with their costs when the mission specification is infeasible. The user-specified relaxation rules enable the framework to be used in complex situations without much computational expense on semantically understanding the environment and deriving the rules. We introduce a three-way product automaton construction method that captures the motion of the robot, the specification satisfaction, and possible relaxations at the same time. We compute minimal relaxation robot trajectories using shortest path algorithms on the proposed product model. Additionally, we leverage the framework in [17] for temporal relaxation, and consider bi-objective optimal synthesis problem that balances relaxation of deadlines with task relaxations.

This work proposes a framework that brings together the core notions of several automata-based methods for planning with relaxation and allows for handling complex

¹Disha Kamale and Cristian-Ioan Vasile are with the Mechanical Engineering and Mechanics Department, Lehigh University, Bethlehem, PA 18015 {ddk320, cvasile}@lehigh.edu

²Eleni Karyofylli is with the Electrical and Computer Engineering Department, Lehigh University, Bethlehem, PA 18015 elk222@lehigh.edu

specifications and relaxation preferences. The main contributions of the paper are: (1) the formulation of the *minimum relaxation problem* that unifies several problems from the literature, and generalizes them to relaxation rules with memory; (2) an automata-based formalism to capture user relaxation preferences via WFSEs; (3) an automata-based planning framework that uses a novel three-way product automaton construction between the motion, specification, and relaxation preference models; and (4) case studies that demonstrate different instances of specification relaxation and the runtime performance. To the best of our knowledge, this is the first time relaxation rules are considered that account for complex ordering and grouping of sub-tasks when revising mission specifications.

II. PRELIMINARIES

In this section, we introduce notation used throughout the paper, and briefly review the main concepts from formal languages, automata theory, and formal verification. For a detailed exposition of these topics, we refer the reader to [19], [20] and the references therein.

We denote the range of integer numbers as $[[a, b]] = \{a, \dots, b\}$, and $[[a]] = [[0, a]]$.

Let Σ be a finite set. We denote the cardinality and the power set of Σ by $|\Sigma|$ and 2^Σ , respectively. A *word* over Σ is a finite or infinite sequence of elements from Σ . In this context, Σ is also called an *alphabet*. The length of a word w is denoted by $|w|$. Let $k, i \leq j$ be non-negative integers. The k -th element of w is denoted by w_k , and the *sub-word* w_i, \dots, w_j is denoted by $w_{i,j}$. Let $I = \{i_0, i_1, \dots\} \subseteq [[|w|]]$. The *sub-sequence* w_{i_0}, w_{i_1}, \dots is denoted by w_I . A set of words over an alphabet Σ is called a *language* over Σ . The language of all finite words over Σ is denoted by Σ^* .

Definition 2.1 (Deterministic Finite State Automaton):

A deterministic finite state automaton (DFA) is a tuple $\mathcal{A} = (S_{\mathcal{A}}, s_0^{\mathcal{A}}, \Sigma, \delta_{\mathcal{A}}, F_{\mathcal{A}})$, where: $S_{\mathcal{A}}$ is a finite set of states; $s_0^{\mathcal{A}} \in S_{\mathcal{A}}$ is the initial state; Σ is the input alphabet; $\delta_{\mathcal{A}}: S_{\mathcal{A}} \times \Sigma \rightarrow S_{\mathcal{A}}$ is the transition function; $F_{\mathcal{A}} \subseteq S_{\mathcal{A}}$ is the set of accepting states.

A trajectory of the DFA $\mathbf{s} = s_0 s_1 \dots s_{n+1}$ is generated by a finite sequence of symbols $\boldsymbol{\sigma} = \sigma_0 \sigma_1 \dots \sigma_n$ if $s_0 = s_0^{\mathcal{A}}$ is the initial state of \mathcal{A} and $s_{k+1} = \delta_{\mathcal{A}}(s_k, \sigma_k)$ for all $k \geq 0$. A finite input word $\boldsymbol{\sigma}$ over Σ is said to be accepted by a finite state automaton \mathcal{A} if the trajectory of \mathcal{A} generated by $\boldsymbol{\sigma}$ ends in a state belonging to the set of accepting states, i.e., $F_{\mathcal{A}}$. The (*accepted*) *language* of a DFA \mathcal{A} is the set of accepted input words denoted by $\mathcal{L}(\mathcal{A})$.

Definition 2.2 (Transition System): A weighted transition system (TS) is a tuple $\mathcal{T} = (X, x_0^{\mathcal{T}}, \delta_{\mathcal{T}}, AP, h, w_{\mathcal{T}})$, where: X is a finite set of states; $x_0^{\mathcal{T}} \in X$ is the initial state; $\delta_{\mathcal{T}} \subseteq X \times X$ is a set of transitions; AP is a set of properties (atomic propositions); $h: X \rightarrow 2^{AP}$ is a labeling function; $w_{\mathcal{T}}: \delta_{\mathcal{T}} \rightarrow \mathbb{Z}_{>0}$ is a weight function.

A *trajectory* (or run) of the system is an infinite sequence of states $\mathbf{x} = x_0 x_1 \dots$ such that $(x_k, x_{k+1}) \in \delta_{\mathcal{T}}$ for all $k \geq 0$, and $x_0 = x_0^{\mathcal{T}}$. The set of all trajectories of \mathcal{T} is $Runs(\mathcal{T})$. A state trajectory \mathbf{x} generates an *output trajectory* $\mathbf{o} = o_0 o_1 \dots$, where $o_k = h(x_k)$ for all $k \geq 0$. We also denote an output trajectory by $\mathbf{o} = h(\mathbf{x})$. The (*generated*)

language corresponding to a TS \mathcal{T} is the set of all generated output words, which we denote by $\mathcal{L}(\mathcal{T})$. We define the weight of a trajectory as $w_{\mathcal{T}}(\mathbf{x}) = \sum_{k=1}^{|\mathbf{x}|} w_{\mathcal{T}}(x_{k-1}, x_k)$.

III. BACKGROUND ON PLANNING WITH RELAXED SPECIFICATIONS

In this section, we review temporal logic-based planning problems that consider specification relaxation in case of infeasibility. In the subsequent sections, we unify and generalize all these problems, and propose an automata-based framework amenable to off-the-shelf synthesis methods instead of customized solutions. For cohesiveness and clarity, we present the core features of the relaxed TL planning problems, in some cases, adapted to finite-time.

Throughout the paper, we assume that the motion of a robot is captured by a finite weighted transition system \mathcal{T} .

We consider finite-time specifications expressed using temporal logics (TL), e.g. scLTL [21], [22], TWTL [17], BLTL [23], and Finite LTL [24], and regular expressions (RE) [20], [25]. We do not provide details on their syntax and semantics, and instead point the reader to relevant references. All of these representations can be translated to DFAs using off-the-shelf tools. Thus, we consider specifications given as a DFA \mathcal{A} .

A. Canonical Problem (CP)

Problem 3.1 (Canonical): Find a trajectory for \mathcal{T} such that the output trajectory is accepted by \mathcal{A} .

Optimality: Minimize the weight of the trajectory.

In the canonical problem, no relaxations are permitted.

B. Minimum Violation Problem (MVP)

Let \mathbf{o} be a word over 2^{AP} , and ϖ per symbol violation cost. The *violation cost* of \mathbf{o} with respect to \mathcal{A} is $\min_{I \subseteq [[|w|]]} \varpi |I|$ s.t. $\mathbf{o}_{[[|w|]] \setminus I} \in \mathcal{L}(\mathcal{A})$. The violation cost of a TS trajectory \mathbf{x} is induced by the output word $\mathbf{o} = h(\mathbf{x})$.

Problem 3.2 (Minimum violation): Find a trajectory for \mathcal{T} such that a sub-sequence of the output trajectory is accepted by \mathcal{A} .

Optimality: Minimize the violation cost of the trajectory.

C. Minimum Revision Problem (MRP)

Let \mathbf{o} be a word over 2^{AP} , and $c: 2^{AP} \times 2^{AP} \rightarrow \mathbb{R}$ the symbol substitution cost. The *revision cost* of \mathbf{o} with respect to \mathcal{A} is $\min_{\mathbf{o}' \in \mathcal{L}(\mathcal{A})} \sum_{i=0}^{|\mathbf{o}|} c(\mathbf{o}_i, \mathbf{o}'_i)$ s.t. $|\mathbf{o}'| = |\mathbf{o}|$, where \mathbf{o}' is the *revised word*.

The symbol substitution cost function c is defined such that there is no penalty for no substitution, i.e., $c(\sigma, \sigma) = 0$ for all $\sigma \in 2^{AP}$. In most cases, c is a non-negative symmetric function, $c(\sigma_1, \sigma_2) = c(\sigma_2, \sigma_1) \geq 0$ for all $\sigma_1, \sigma_2 \in 2^{AP}$.

Problem 3.3 (Minimum revision): Let c be the symbol substitution cost. Find a trajectory for \mathcal{T} such that a revision of the output trajectory is accepted by \mathcal{A} .

Optimality: Minimize the revision cost of the trajectory.

D. Hard-Soft Constraints Problem (HSC)

Problem 3.4: Let \mathcal{A}_H and \mathcal{A}_S be two specification DFAs. Find a trajectory for \mathcal{T} such that the output trajectory is accepted by \mathcal{A}_H , and, if possible, by \mathcal{A}_S .

Optimality: Minimize the cost of the trajectory.

We adapt the HSC problem from [2] for finite-time specifications, where we replace Büchi automata with DFAs.

E. Partial Satisfaction (PS)

Let $\mathbf{o} \in 2^{AP}$. The *continuation cost* of \mathbf{o} with respect to \mathcal{A} is $\min_{\mathbf{o}' \in (2^{AP})^*} |\mathbf{o}'|$ s.t. $\mathbf{o}' = \mathbf{o}\mathbf{o}' \in \mathcal{L}(\mathcal{A})$, where \mathbf{o}' is a *continuation* of \mathbf{o} .

Problem 3.5: Find a trajectory for \mathcal{T} such that a continuation of the output trajectory is accepted by \mathcal{A} .

Optimality: Minimize the cost of the continuation.

The problem minimizes the amount of work still needed to satisfy the specification from partial trajectories.

F. Temporal Relaxation (TR)

In this section, we review Time window temporal logic (TWTL) [1], a rich specification language for robotics applications with explicit time bounds. As opposed to previous relaxation semantics, temporal relaxation for TWTL is defined based on the formulae structure (i.e., relaxation of deadlines) rather than symbol operations on satisfying words. For brevity, we omit most details and refer to [17].

The syntax of TWTL formulae over a set of atomic propositions AP is:

$$\phi ::= H^d s \mid H^d \neg s \mid \phi_1 \wedge \phi_2 \mid \phi_1 \vee \phi_2 \mid \neg \phi_1 \mid \phi_1 \cdot \phi_2 \mid [\phi_1]^{[a,b]},$$

where s is either the “true” constant \top or an atomic proposition in AP ; \wedge , \vee , and \neg are the conjunction, disjunction, and negation Boolean operators, respectively; \cdot is the concatenation operator; H^d with $d \in \mathbb{Z}_{\geq 0}$ is the *hold* operator; and $[\]^{[a,b]}$ is the *within* operator, $a, b \in \mathbb{Z}_{\geq 0}$ and $a \leq b$. See [17] for the full description of semantics and examples.

Let ϕ be a TWTL formula and $\tau \in \mathbb{Z}^m$, where m is the number of *within* operators contained in ϕ . The τ -*relaxation* of ϕ is a TWTL formula $\phi(\tau)$, where each subformula of the form $[\phi_i]^{[a_i, b_i]}$ is replaced by $[\phi_i]^{[a_i, b_i + \tau_i]}$.

Bottleneck and linear truncated temporal relaxation were introduced in [14], [17], respectively. For brevity, we consider the linear temporal relaxation (LTR). The LTR of $\phi(\tau)$ is $|\tau|_{LR} = \sum_j \tau_j$, where $\phi(\tau)$ is a τ -relaxation of ϕ .

Problem 3.6: Find a trajectory for \mathcal{T} such that the output trajectory satisfies the relaxed formula $\phi(\tau)$ for some relaxation τ of the deadlines in ϕ .

Optimality: Minimize the linear temporal relaxation.

G. Planning

All the aforementioned problems are solved by constructing a standard product automaton between the motion model \mathcal{T} and the specification DFA \mathcal{A} . Planning with relaxed semantics is achieved via custom pre-processing procedures of \mathcal{A} , and custom shortest path algorithms. In the following, we show that all these problems can be captured via an additional automata-based model for *user task relaxation*, and solved using standard shortest path methods applied on a novel 3-way product. Moreover, MVP and MRP are

restricted to relaxations of a single symbol at a time. Our framework can handle rich relaxation rules that involve changing groups of symbols (words).

IV. PROBLEM FORMULATION

In this section, we introduce an optimal planning problem for finite system abstractions with temporal logic goals. The specifications are expressed as DFAs which can be obtained from multiple temporal logics, e.g., scLTL [21], [22], BLTL [23], Finite LTL [24], TWTL [17], and regular expressions [20], [25] using off-the-shelf tools, e.g., *spot* [22], *scheck* [21], *pytwil* [17]. We define a cost function based on user preferences on task removal and substitution in case satisfying the given specification is infeasible. Using the *user task preference* we define an optimal planning problem over the finite motion model, where the specification language is enlarged to ensure feasibility with appropriate penalties.

Definition 4.1 (User Task Preference): Let L be a language over the alphabet 2^{AP} . A *user task preference* is a pair (R, w_R) , where $R \subseteq L \times (2^{AP})^*$ is a relation that captures how words in L can be transformed to words from $(2^{AP})^*$, and $w_R: R \rightarrow \mathbb{R}$ represents the cost of the word transformations.

The relation R can also be understood as a multi-valued function $R: L \rightrightarrows (2^{AP})^*$.

Assumption 1: The representation of relation R requires bounded memory.

Asm. 1 is a reasonable requirement in practice, and allows similar expressivity as finite-time TMs and DFAs. With general relations R , we run into decidability issues [20].

Robot motion is captured by TSs whose weights represent either duration, distance, energy, or control effort. For simplicity, in this paper, weights are transition durations.

Problem 4.1 (Minimum Relaxation): Given a transition system \mathcal{T} , a specification DFA \mathcal{A} , and a task relaxation preference (R, w_R) , find a trajectory $\mathbf{x} \in \text{Runs}(\mathcal{T})$ that minimizes the task cost. Formally, we have

$$\begin{aligned} \min_{\mathbf{x} \in \text{Runs}(\mathcal{T})} w_R(\mathbf{o}, \mathbf{o}') \\ \text{s.t. } \mathbf{o} \in \mathcal{L}(\mathcal{A}) \\ \mathbf{o}' = h(\mathbf{x}) \in \mathcal{L}(\mathcal{T}) \cap R(\mathbf{o}) \end{aligned} \quad (1)$$

where $R: \mathcal{L}(\mathcal{A}) \rightrightarrows (2^{AP})^*$ and $w_R: R \rightarrow \mathbb{R}$.

Task preferences can be used to substitute and delete tasks which are associated with words. These generalize edit-space operations on single symbols to words, and the optimization problem Problem 4.1 generalizes the Levenstein distance between languages of finite words.

User task preferences (R, w_R) can be represented in many ways. We consider the user preferences for relaxation provided as regular expressions (RE) and regular grammars that can be readily translated to automata using standard methods [20]. Consider the following example.

Example 4.1: Suppose the task is to visit region P1 for 1 time unit followed by P2 for 2 time units. Should visiting either or both be not possible, the substitution rules are: Substitute the visit to P1 by visiting Q1 for 2 time units with a penalty of $d1$, and the visit

to P2 by visiting S1 for 2 time units followed by S2 for 1 time unit with a penalty of d2. Formally, $R = ((\bullet/\bullet, 0)^* (\{Q1\}/\{P1\}, 0) (\{Q1\}/\epsilon, d1) (\{S1\}/\{P2\}, 0) (\{S1\}/\{P2\}, 0) (\{S2\}/\epsilon, d2) (\bullet/\bullet, 0)^*$, where \bullet represents any symbol in 2^{AP} , ϵ denotes an empty symbol, $\{Q1\}/\{P1\}$ denotes that $\{P1\}$ is substituted by $\{Q1\}$, and d1, d2 denote the penalties for the corresponding substitutions. Note that the transformation can be performed multiple times due to the outer Kleene star operator. Alternatively, the transformation rules are $P1 \mapsto^{d1} Q1Q1$ and $P2P2 \mapsto^{d2} S1S1S2$. and the possible alternatives are: a) $r'_1 = Q1Q1P2P2$, b) $r'_2 = P1S1S1S2$, and c) $r'_3 = Q1Q1S1S1S2$. From Fig. 1, it is evident that the existing approaches that allow symbol-symbol translations (Fig. 1b) cannot capture these relaxations as opposed to the WFSE for word-word translations (Fig. 1a).

Penalties in user task preferences have multiple interpretations; they can be additive, multiplicative, or percentage rate with respect to the TS weights depending on the nature of the tasks and preferred relaxations. We use weight computation functions $f_w(\cdot)$ that combine TS and WFSE weights to capture these multiple semantics.

Next, we show that Prob. 4.1 captures all problems from Sec. III.

Proposition 4.1: Problems 3.1, 3.2, 3.3, 3.4, 3.5, and 3.6 are instances of Prob. 4.1

Proof: We provide a constructive proof for each case. In all cases, we consider additive penalties.

a) *CP:* $R = \{(\mathbf{o}, \mathbf{o}) \mid \mathbf{o} \in \mathcal{L}(\mathcal{A})\}$, and $w_R(\mathbf{o}, \mathbf{o}) = w_{\mathcal{T}}(\mathbf{x})$, where \mathbf{x} is the trajectory generating \mathbf{o} , i.e., $\mathbf{o} = h(\mathbf{x})$. Equivalently, $R = (\bullet/\bullet, 0)^*$.

b) *MVP:* $R = \{(\mathbf{o}, \mathbf{o}_I) \mid \mathbf{o}_I \in \mathcal{L}(\mathcal{A}), I \subseteq \{[|\mathbf{o}|]\}\}$ and $w_R(\mathbf{o}, \mathbf{o}_{[[|\mathbf{o}|]\setminus I}) = \varpi |I|$. Equivalently, $R = ((\bullet/\bullet, 0) \mid (\epsilon/\bullet, \varpi |I|))^*$.

c) *MRP:* $R = \{(\mathbf{o}, \mathbf{o}') \mid \mathbf{o} \in \mathcal{L}(\mathcal{A}), \mathbf{o}' \in (2^{AP})^*, |\mathbf{o}'| = |\mathbf{o}|\}$ and $w_R(\mathbf{o}, \mathbf{o}') = \sum_{i=0}^{|\mathbf{o}'|} c(\mathbf{o}_i, \mathbf{o}'_i)$. Equivalently, $R = ((\sigma/\sigma', c(\sigma, \sigma')) \mid \forall \sigma \in 2^{AP})^*$.

d) *HSC:* $R = \{(\mathbf{o}, \mathbf{o}) \mid \mathbf{o} \in \mathcal{L}(\mathcal{A}_H)\}$, $w_R(\mathbf{o}_1, \mathbf{o}_2) = \begin{cases} w_{\mathcal{T}}(\mathbf{x}) & \text{if } \mathbf{o}_2 \in \mathcal{L}(\mathcal{A}_H) \cap \mathcal{L}(\mathcal{A}_S) \\ M + w_{\mathcal{T}}(\mathbf{x}) & \text{if } \mathbf{o}_2 \in \mathcal{L}(\mathcal{A}_H) \setminus \mathcal{L}(\mathcal{A}_S) \end{cases}$, \mathbf{x} is the trajectory of \mathcal{T} generating \mathbf{o}_2 , and $M \gg 1$.

e) *PS:* $R = \{(\mathbf{o}, \mathbf{o}_{0,k}) \mid \forall k \in \{[|\mathbf{o}| - 1]\}\}$, and $w_R(\mathbf{o}, \mathbf{o}_{0,k}) = |\mathbf{o}| - k - 1$. Equivalently, $R = (\bullet/\bullet, 0)^* (\epsilon/\bullet, 0)^*$ where, $d_O = |\mathbf{o}| - 1$ and $d_p = k$.

f) *TR:* $R = \{(\mathbf{o}, \mathbf{o}') \mid \mathbf{o} \in \mathcal{L}(\mathcal{A}), \mathbf{o}' \in \mathcal{L}(\mathcal{A}_{\infty})\}$, and $w_R(\mathbf{o}, \mathbf{o}') = |\tau|_{LR}$, where τ is the temporal relaxation of ϕ associated with \mathbf{o}' , and $\mathcal{A}, \mathcal{A}_{\infty}$ are the DFAs for ϕ and $\phi(\infty) = \bigvee_{\tau} \phi(\tau)$, see [17] for details. ■

V. UNIFIED AUTOMATA-BASED FRAMEWORK

In this section, we introduce a unified automata-based framework to capture user preference specifications, and to synthesize minimal relaxation policies.

A. Relaxation Specification

We consider two classes of problems related to task changes and deadline relaxations.

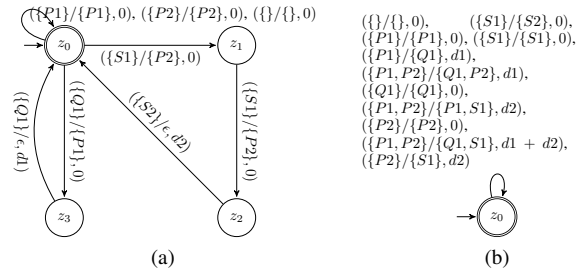


Fig. 1: (a) WFSE for word-word translations, (b) WFSE corresponding to symbol-symbol translations

1) *Task Relaxation:* In this problem class, we allow parts of the specification to be substituted and/or removed. Preferences can be given in many formats, e.g., regular expressions and grammars, see Ex. 4.1 We introduce weighted finite state edit systems to represent user task relaxation preferences with bounded memory (Asm. 1), where weights capture translation penalties.

Definition 5.1 (Weighted Finite State Edit System):

A weighted finite state edit system (WFSE) is a weighted DFA $\mathcal{E} = (Z_{\mathcal{E}}, z_0^{\mathcal{E}}, \Sigma_{\mathcal{E}}, \delta_{\mathcal{E}}, F_{\mathcal{E}}, w_{\mathcal{E}})$, where $\Sigma_{\mathcal{E}} = (2^{AP} \cup \{\epsilon\}) \times (2^{AP} \cup \{\epsilon\}) \setminus \{(\epsilon, \epsilon)\}$, ϵ denotes a missing or deleted symbol, and $w_{\mathcal{E}}: \delta_{\mathcal{E}} \rightarrow \mathbb{R}$ is the transition weight function.

The alphabet $\Sigma_{\mathcal{E}}$ captures word edit operations (addition, substitution, or deletion of symbols). A transition $z' = \delta_{\mathcal{E}}(z, (\sigma, \sigma'))$ has input, output symbols σ and σ' . Given a word $\vec{\sigma} = (\sigma_0, \sigma'_0)(\sigma_1, \sigma'_1) \dots (\sigma_r, \sigma'_r) \in \mathcal{L}(\mathcal{E})$, $r = |\vec{\sigma}| - 1$, we call $\sigma = \sigma_{i_0} \sigma_{i_1} \dots \sigma_{i_n} \in (2^{AP})^*$ and $\sigma' = \sigma'_{j_0} \sigma'_{j_1} \dots \sigma'_{j_m} \in (2^{AP})^*$ obtained by removing only the symbol ϵ , the input and output words, where $m, n, r \in \mathbb{Z}_{>0}$, $m, n < r$, $0 \leq i_0 < \dots < i_m < r$ and $0 \leq j_0 < \dots < j_n < r$. Moreover, we say that \mathcal{E} transforms σ into σ' .

Note that WFSE is a special type of finite state transducer where the input and output alphabets are the same, and the empty symbol ϵ cannot be mapped to itself. Moreover, the weights capture translation penalties and can depend on the states and symbol translation pairs.

We can use standard methods [20] to translate REs, expressing relaxation rules, into WFSEs.

2) *Temporal Relaxation:* Temporal relaxation allows delays with respect to deadlines in the satisfaction of specifications. In the following, we consider annotated automata \mathcal{A}_{∞} computed from TWTL formulae [17] that capture all possible deadline relaxations. Formally, given TWTL formula ϕ , an annotated DFA \mathcal{A}_{∞} is a DFA such that $\mathcal{L}(\mathcal{A}_{\infty}) = \mathcal{L}(\phi(\infty))$, where $\phi(\infty)$ is satisfied by a word \mathbf{o} if and only if $\exists \tau' < \infty$ s.t. $\mathbf{o} \models \phi(\tau')$. When the transition weights of the TS \mathcal{T} represent (integer) durations, we construct an extended TS $\hat{\mathcal{T}}$ from \mathcal{T} such that all transitions have unit weight (duration). This additional step ensures that transitions of \mathcal{A}_{∞} and \mathcal{T} are synchronized. See [17] for details.

B. Product Automaton Construction

The optimal control policy that takes into account the user preferences is computed based on a product automaton between three models: (a) the motion model (TS) of the robot

\mathcal{T} ; (b) the user preferences WFSE \mathcal{E} ; and (c) the specification DFA \mathcal{A} .

Definition 5.2 (Three-way Product Automaton): Given a TS $\mathcal{T} = (X, x_0^T, \delta_{\mathcal{T}}, AP, h, w_{\mathcal{T}})$, a WFSE system $\mathcal{E} = (Z_{\mathcal{E}}, z_0^{\mathcal{E}}, \Sigma_{\mathcal{E}}, \delta_{\mathcal{E}}, F_{\mathcal{E}}, w_{\mathcal{E}})$, and a specification DFA $\mathcal{A} = (S_{\mathcal{A}}, s_0^{\mathcal{A}}, 2^{AP}, \delta_{\mathcal{A}}, F_{\mathcal{A}})$, the product automaton is a tuple $\mathcal{P}_{\mathcal{E}} = (Q^{\mathcal{E}}, q_0^{\mathcal{E}}, \delta_{\mathcal{P}}^{\mathcal{E}}, F_{\mathcal{P}}^{\mathcal{E}}, w_{\mathcal{P}}^{\mathcal{E}})$ also denoted by $\mathcal{P}_{\mathcal{E}} = \mathcal{T} \times_{\mathcal{E}} \mathcal{A}$, where:

- $Q^{\mathcal{E}} = X \times Z_{\mathcal{E}} \times S_{\mathcal{A}} \cup \{q_0^{\mathcal{E}}\}$ is the state space;
- $q_0^{\mathcal{E}} = (\triangleright, z_0, s_0)$ is the initial state;
- $\delta_{\mathcal{P}}^{\mathcal{E}} \subseteq Q^{\mathcal{E}} \times Q^{\mathcal{E}}$ is the set of transitions;
- $F_{\mathcal{P}}^{\mathcal{E}} = X \times F_{\mathcal{E}} \times F_{\mathcal{A}} \subseteq Q^{\mathcal{E}}$ is the set of accepting states;
- $w_{\mathcal{P}}^{\mathcal{E}}: \delta_{\mathcal{P}}^{\mathcal{E}} \rightarrow \mathbb{R}$ is the transition weight function.

A transition $((x, z, s), (x', z', s')) \in \delta_{\mathcal{P}}^{\mathcal{E}}$ if $(x, x') \in \delta_{\mathcal{T}}$ or $x' = x_0$, $z' = \delta_{\mathcal{E}}(z, (\sigma, \sigma'))$, $s' = \delta_{\mathcal{A}}(s, \sigma')$, and $\sigma = h(x')$. Note that we introduce a virtual TS state \triangleright connected to x_0 to avoid the definition of a set of initial states and associated start weights. State \triangleright is only used to simplify notation and implementation, and does not correspond to an actual state of the robot. The weight function is $w_{\mathcal{P}}^{\mathcal{E}}((q, q')) = f_w(w_{\mathcal{T}}(x, x'), w_{\mathcal{E}}(z, z'))$, where $f_w(\cdot)$ is an arbitrary function, $q = (x, z, s)$, $q' = (x', z', s')$, and $w_{\mathcal{T}}(\triangleright, x_0^T) = 1$ by convention. A trajectory of $\mathcal{P}_{\mathcal{E}}$ is said to be accepting only if it ends in a state that belongs to the set of final states $F_{\mathcal{P}}^{\mathcal{E}}$. The projection of the trajectory $\mathbf{q} = q_0^{\mathcal{E}} q_1 \dots q_n$ onto the TS \mathcal{T} is $\mathbf{x} = x_0 x_1 \dots x_{n-1}$, where $q_0^{\mathcal{E}}$ is the initial state of $\mathcal{P}_{\mathcal{E}}$, and $q_k = (x_{k-1}, z_k, s_k)$, for all $k \in [[1, n]]$. Similar to [1], [17], we construct $\mathcal{P}_{\mathcal{E}}$ such that only states that are reachable from the initial state, and reach a final state.

Algorithm 1: Optimal Planning Algorithm – Plan()

Input: TS \mathcal{T} , TL specification ϕ (scLTL, TWTL, etc.), user task specification RE (R, w_R) , product weight computation function f_w

Output: optimal policy for the TS \mathcal{T}

- 1 Translate ϕ to DFA \mathcal{A} using off-the-shelf tools
 - 2 Translate (R, w_R) to WFSE \mathcal{E} using standard methods
 - 3 Compute the three-way PA $\mathcal{P}_{\mathcal{E}} = \mathcal{T} \times_{\mathcal{E}} \mathcal{A}$
 - 4 Compute shortest path \mathbf{q}^* in $\mathcal{P}_{\mathcal{E}}$ from the initial state $q_0^{\mathcal{E}}$ to a final in $F_{\mathcal{P}}^{\mathcal{E}}$ using weights $w_{\mathcal{P}}^{\mathcal{E}}$
 - 5 Project \mathbf{q}^* onto \mathcal{T} to obtain the optimal policy \mathbf{x}^*
 - 6 **return** \mathbf{x}^*
-

C. Optimal Planning

The general planning procedure Plan() is outlined in Alg. 1. Given a TS \mathcal{T} , TL specification ϕ , and user task preference (R, w_R) , Alg. 1 first translates ϕ to DFA \mathcal{A} and (R, w_R) to WFSE \mathcal{E} (lines 1-2). Next, it computes the three-way product automaton (line 3). Similar to the standard procedure, the trajectory is obtained by projecting onto \mathcal{T} the shortest path \mathbf{q}^* from the initial state $q_0^{\mathcal{E}}$ of the PA to an accepting state in $F_{\mathcal{P}}^{\mathcal{E}}$ (lines 2-3). The weights $w_{\mathcal{P}}^{\mathcal{E}}$ of $\mathcal{P}_{\mathcal{E}}$ used for computing the shortest path depend on whether we wish to minimize task or deadline relaxation as shown next.

1) *Task Cost:* Let $\mathbf{q} = q_0 \dots q_n$ be a trajectory of $\mathcal{P}_{\mathcal{E}}$. The task cost of \mathbf{q} is

$$C_{\mathcal{E}}(\mathbf{q}) = \sum_{k=0}^{n-1} c_{\mathcal{E}}(q_k, q_{k+1}), \quad (2)$$

$$c_{\mathcal{E}}(q_k, q_{k+1}) = f_w(w_{\mathcal{T}}(x_k, x_{k+1}), w_{\mathcal{E}}(z_k, z_{k+1})), \quad (3)$$

where $c_{\mathcal{E}}$ is the transition weight, $q_k = (x_k, z_k, s_k)$ for all $k \in [[0, n]]$. The task cost takes into account the penalties associated with substitution and deletion of tasks represented as sub-words of the TS's output words. The optimal trajectory is computed as $\text{Plan}(\mathcal{T}, \mathcal{A}, \mathcal{E}, c_{\mathcal{E}})$ using Alg. 1.

2) *Temporal Relaxation Cost:* In this case, the cost is captured by LTR introduced in Sec. III-F that aggregates all delays captured by the annotated specification DFA \mathcal{A}_{∞} . The PA is denoted by $\mathcal{P}_{\mathcal{E}_0}$ and the optimal trajectory is computed as $\text{Plan}(\widehat{\mathcal{T}}, \mathcal{A}_{\infty}, \mathcal{E}_0, c_{TR})$, where $\widehat{\mathcal{T}}$ is the extended TS, and \mathcal{E}_0 is a trivial WFSE with a single node and a pass-through self-loop (leaves symbols unchanged and has weight 0). The temporal relaxation cost of \mathbf{q} is

$$C_{TR}(\mathbf{q}) = |\mathbf{q}|, \quad (4)$$

$$c_{TR}(q, q') = 1, \forall (q, q') \in \delta_{\mathcal{P}}^{\mathcal{E}_0}, \quad (5)$$

where \mathbf{q} is a trajectory of $\mathcal{P}_{\mathcal{E}_0}$. Minimizing the length of trajectory \mathbf{q} is equivalent to minimizing $|\tau|_{LR}$. This follows from the results in [17].

3) *Bi-objective Cost:* We consider cases where a robot can trade-off between changing tasks and delaying their satisfaction. The solution combines an annotated specification automaton \mathcal{A}_{∞} with a (non-trivial) relaxation preference WFSE \mathcal{E} to compute policies in $\widehat{\mathcal{T}}$ using $\text{Plan}(\widehat{\mathcal{T}}, \mathcal{A}_{\infty}, \mathcal{E}, c_{bi})$. The blended cost of a trajectory \mathbf{q} is

$$C_{bi}(\mathbf{q} | \lambda) = \lambda C_{\mathcal{E}}(\mathbf{q}) + (1 - \lambda) C_{TR}(\mathbf{q}), \quad (6)$$

$$c_{bi}(q, q' | \lambda) = \lambda c_{\mathcal{E}}(q, q') + (1 - \lambda) c_{TR}(q, q'), \quad (7)$$

where the $\lambda \in [0, 1]$ is a parameter that trades-off between the two objectives, and c_{bi} is the bi-objective transition cost.

We compute the Pareto-optimal trajectories and the Pareto-front using a parametric Dijkstra's algorithm [26]. The Pareto-front for our bi-objective problem is composed of a finite number of isolated points in the $c_{TR} \times c_{\mathcal{E}}$ cost space. This follows from the finite size of $\mathcal{P}_{\mathcal{E}}$, and the fact that any Pareto-optimal policy must be a simple path in $\mathcal{P}_{\mathcal{E}}$. This implies that c_{bi} as a function of λ is a continuous piecewise-affine function, where each piece corresponds to a point on the Pareto-front and an interval of λ values.

Note that in this setup both types of relaxations are allowed to happen at the same time.

Remark 5.1: The proposed framework reduces planning to standard shortest path problems on $\mathcal{P}_{\mathcal{E}}$ rather than various custom methods. Thus, automata-based methods for the canonical case can be immediately used to solve the *minimum relaxation problem* Pb. 4.1.

Remark 5.2: As the original MRP problem operates on symbol-symbol basis, the length of the original word and relaxed word needs to be the same (See proof of Prop. 4.1(c)). This is not a requirement for our framework as it operates on groups of symbols (words). Thus, in the following sections,

we call the substitution problem as Minimum Word Revision Problem (MWRP).

D. Complexity Analysis

The construction of the three-way PA $\mathcal{P}_\mathcal{E}$, line 3 in Alg. 1, takes $\mathcal{O}(|\delta_\mathcal{T}| \times |\delta_\mathcal{E}| \times |\delta_{\mathcal{A}_\infty}|)$. Computing the shortest path \mathbf{q}^* (line 4) is done with Dijkstra’s algorithm which takes $\mathcal{O}(|\delta_\mathcal{P}^\mathcal{E}| + |Q^\mathcal{E}| \log |Q^\mathcal{E}|)$. Lastly, projection onto \mathcal{T} (line 5) is linear in the size of \mathbf{q} .

Crucially, our framework has the same asymptotic complexity as custom planning methods for the problems in Sec. III. MVP, MRP, and PS operate one symbol at a time, see the proof of Prop. 4.1. Their associated WFSEs have a single state with a self-loop, i.e., $|\delta_\mathcal{E}| = 1$ (see Fig.1b). Thus, the PA construction complexity degenerates to $\mathcal{O}(|\delta_\mathcal{T}| \times |\delta_{\mathcal{A}_\infty}|)$. For TR, the complexity also reduces since the WFSE has a single state; the deadline relaxation is captured by \mathcal{A}_∞ [17]. Lastly, for HSC, we can choose \mathcal{A}_H as specification DFA, and the WFSE can have same structure as \mathcal{A}_S with penalty $M \gg 1$ if the soft constraint is not satisfied. For brevity, we omit the formal details. Thus, the complexity of PA construction becomes $\mathcal{O}(|\delta_\mathcal{T}| \times |\delta_{\mathcal{A}_H}| \times |\delta_{\mathcal{A}_S}|)$, the same as for custom methods (due to the quadratic complexity of language intersection [20]).

VI. CASE STUDIES

In this section, we present a case study highlighting different instances of specification relaxations. We consider a self-driving car in an urban environment as shown in Fig. 2a tasked with visiting specified task regions (green rectangles) while avoiding obstacles. The possible routes that a vehicle can follow are shown using blue lines, the permissible directions indicated using arrows, whereas the waypoints are shown using black circles. The obstacle O shown as a red cross as well as the local obstacles $O2$ and $O3$ shown using orange crosses (Fig.2a) may or may not be present. The ‘No entry’ symbol and the obstacle (if present) together make it impossible to reach $T1$ and in turn, make the red dotted path infeasible. Similarly, even if the local obstacle $O3$ is not present, the smaller $T1$ region next to $T2$ cannot be stayed at due to the no parking zone.

The motion of the robot is modeled as a weighted TS \mathcal{T} (Fig.2b) with states and transitions representing the waypoints (white states) and task locations (green states), and roads between them, respectively. The weights associated with transitions represent their duration. The transitions to the green task location states have weight one, and may, e.g., capture parking. Note that for all states in Fig. 2b, self-transitions exist, but have not been included in the figure for simplicity. Self-transitions allow the robot to be stationary at all location, except for the purple states 14 and 15. The purple states correspond to local obstacles $O2$ and $O3$ whereas the obstacle O is shown using a red state. The initial state of the robot is state 0. The transitions shown using yellow arrows and obstacle $O2$ are present only for problems 6-8, node 15 only for problem 8.

In the following, we present multiple scenarios in the self-driving setting that showcase the CP, MVP, MWRP, HSC, TR, and bi-objective problems. The specifications, user

preferences and the costs for each problem are provided in Tab. I.

All specifications are translated to DFAs using off-the-shelf tools [17], [22]. For MWRP, HSC-MWRP, bi-objective problems, the relaxation preferences allow the substitution of $T1$ with $T2$, $T3$, $T4$, and $T5$ with costs 5, 8, 11, and 14, respectively. For MVP and HSC-MVP, the cost of not visiting $T1$, deletion cost, is 10. For HSC, the cost of not taking the *bridge*, violation of the soft constraint, is 10. The preferences and costs are captured by a WFSE with $|Z_\mathcal{E}| = 5$.

We first consider a canonical scenario. Subsequently, we present extensions within the same environment wherein satisfying the given specification becomes infeasible without relaxation. Feasibility depends on the presence of obstacles O , $O2$, $O3$ indicated in Tab. I for each scenario.

For MVP, MWRP, and HSC problems, we consider scenarios with O present (e.g., road construction, temporary closure), thereby making visits to $T1$ infeasible.

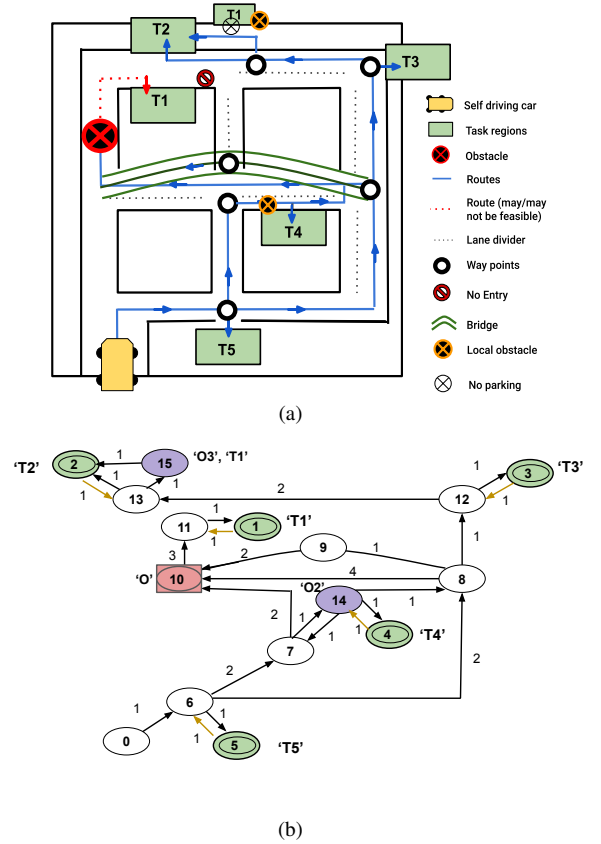


Fig. 2: (a): Task regions $T1$ - $T5$, the obstacles O , $O2$, $O3$. Fig. (b): Robot motion model abstraction as a TS, where the green, red, and white nodes correspond to task regions, obstacle and waypoints, respectively. The atomic propositions are shown next to the states. The transition weights indicate the travel duration between states.

1) *Canonical Problem (CP)*: The task specification is “Visit $T1$ ”, i.e., $\phi = \mathbf{F} T1$, where \mathbf{F} is the *eventually* operator. As obstacle O is absent and thus, no relaxations are required, this case corresponds to a pass-through operation (no substitutions or deletions) in \mathcal{E} . The optimal \mathcal{T} trajectory is $(0, 6, 7, 10, 11, 1)$ which corresponds to the shortest path to $T1$ in Fig. 2b with the total cost $\mathcal{C}_\mathcal{E} = 9$.

2) *Minimum Violation Problem (MVP)*: We consider the specification “Visit T1 and T4 while avoiding obstacles” that translates to the scLTL formula $\phi = \neg OUT1 \wedge \neg OUT4$. The optimal trajectory of \mathcal{T} is (0, 6, 7, 14, 4) as T1 is not reachable in the presence of O . The optimal cost is 15, including the cost of 10 for skipping T1.

3) *Minimum Word Revision Problem (MWRP)*: In this case, the task specification is “Visit T1 while avoiding obstacles”. If the task T1 is not feasible, revise the task according to the preferences given above. Here $\phi = \neg O U T1$. The optimal \mathcal{T} trajectory accepted by \mathcal{A} is (0, 6, 8, 12, 13, 2) with an optimal cost $C_{\mathcal{E}} = 11$, where T1 is substituted by T2 with cost 5.

4) *Hard-Soft Constraints (HSC)*: This problem is implemented both in the presence and absence of obstacle O . The task specification for both scenarios is “Visit T1 while avoiding obstacles, and, if possible, take the *bridge*”. The specification is $\phi = \phi_h \wedge \phi_s$, where $\phi_h = \neg OUT1$ and $\phi_s = \mathbf{F} \textit{bridge}$ are the hard and soft constraints, respectively. The cost of not satisfying ϕ_s is 10 and is added to the WFSE. *HSC-CP*: Without obstacle O , the case is analogous to CP and, thus, the optimal \mathcal{T} trajectory is (0, 6, 8, 9, 10, 11, 1) with optimal cost $C_{\mathcal{E}} = 10$.

HSC-MWRP: In this case, T1 is substituted by T2 which has the lowest substitution cost, again due to O . Thus, the optimal \mathcal{T} trajectory is (0, 6, 8, 12, 13, 2) with optimal cost $C_{\mathcal{E}} = 20$ that includes the substitution cost 5 and the violation cost 10 for not going over the *bridge*.

HSC-MVP: $\phi_h = (\neg OUT1) \wedge (\neg OUT5)$, $\phi_s = \mathbf{F} \textit{bridge}$. With obstacle O , only T5 can be visited. In the MVP case, the optimal \mathcal{T} trajectory is (0, 6, 7, 5) with an optimal cost of $C_{\mathcal{E}} = 32$ that includes the costs of 10 for not visiting T1 and of 10 for not taking the *bridge*.

The penalty for not taking the bridge is added to the WFSE when taking transitions $6 \rightarrow 7$ and $8 \rightarrow 12$, since these indicate when the robot has diverted from satisfying ϕ_s .

5) *Temporal Relaxation (TR)*: In this example, the specification “Visit and stay in T2 for 2 time units within 6 time units.” translates to a TWTL formula $\phi = [H^2 T2]^{[0,6]}$, where H is the *hold* operator. Note that, the minimum travel time to T2 from state 0 is 7 time units, see Fig 2b. Thus, the specification is relaxed to $\phi(\tau) = [H^2 T2]^{[0,6+\tau]}$ with $\tau = 3$ obtained by the optimal trajectory (0, 6, 8, 12, 13, 2, 2, 2). The optimal cost is $C_{TR} = 9$ corresponding to $|\tau|_{LR} = 3$.

6) *Multiple word-word translations*: Now consider that the local obstacle $O2$ is present. If the task specification is: “Visit T4 for 2 consecutive instances and next, visit regions T4 and then T2 and next, visit regions T4 and T1. Avoid obstacles all the time.” The corresponding scLTL specification is: $\neg O2 U (\mathbf{F}(T4 \wedge X T4) \wedge X X ((\mathbf{F} T4 \wedge \mathbf{F} T2 \wedge (\neg T2 U T4)) \wedge X(\mathbf{F} T4 \wedge \mathbf{F} T1 \wedge (\neg O U T1) \wedge (\neg T1 U T4))))$. If the task is infeasible, the substitution rules are: Substitute the first two instances of T4 (i.e. $\mathbf{F} T4 \wedge X T4$) by T5 with a total penalty of 6. Substitute the next occurrence of T4 by one T5 and two T3s with a total penalty of 4. Finally, delete the last occurrence of T4 with a penalty of 10 and substitute T1 by T2 with a penalty of 7. Fig. 3 shows a wfse constructed from these relaxation rules. Note that all self loops correspond to the translation $(\{\}, \{\}, 1)$.

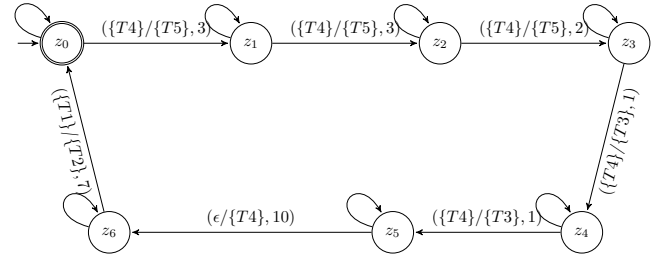


Fig. 3: A WFSE for relaxation rules given in Problem 6

$z0$ - $z6$ denote the states and the edges represent the allowed edit operations. The trajectory obtained after relaxation is: (0,6,5,5,5,6,8,12,3,3,12,13,13,2,2) with a total cost $C_{\mathcal{E}} = 35$.

The above example demonstrates that our framework allows for multiple rules to be taken into account for different instances of the same symbol/word. Also, it highlights how the ordering is considered and retained during relaxation.

7) *Bi-objective Problem*: In the absence of the O : “Visit T1 for 3 time units between 0 to 5 time units”. If not feasible, use the substitution preferences. The DFA \mathcal{A}_{∞} is obtained from the TWTL formula $\phi = [H^3 T1]^{[0,5]}$. We obtain a set of Pareto-optimal trajectories and the corresponding intervals for parameter values. The intervals indicate the range of possible trade-offs between the two objectives $C_{\mathcal{E}}$ and C_{TR} that correspond to the same Pareto-optimal trajectory. The set of solutions are: (1) (0, 6, 5, 5, 5, 5), $\lambda \in [0, 0.25]$, corresponds to the minimum temporal relaxation $|\tau|_{LR} = 0$ with $C_{TR} = 5$ and $C_{\mathcal{E}} = 29$; (2) (0, 6, 8, 12, 3, 3, 3, 3), $\lambda \in [0.25, 0.33]$, strikes a balance between task and temporal relaxations with $C_{\mathcal{E}} = 20$, $C_{TR} = 8$, and $|\tau|_{LR} = 3$; (3) (0, 6, 8, 9, 10, 11, 1, 1, 1, 1), $\lambda \in [0.33, 1]$, achieves minimum task cost $C_{\mathcal{E}} = 12$, $C_{TR} = 12$ and $|\tau|_{LR} = 7$. Having established the core idea, we now consider a word-word translation preference rule. Consider the specification “Visit T5 for 1s within first 3s from the start and immediately next, proceed to visit T4 for 2s within first 7s followed by T1 for 1s within first 5s of the mission. The local obstacle $O2$ should be avoided for the first 4s whereas the global obstacle O should be avoided for all 20s duration of the task.” The corresponding TWTL formula is: “ $H^{20} \neg O \wedge H^4 \neg O2 \wedge ([H^1 T5]^{[0,3]} \cdot [H^2 T4]^{[0,7]} \cdot [H^1 T1]^{[0,5]})$ ”. The substitution rules are as follows: $T4 \mapsto^3 T5$, $T1 \mapsto^3 T5 T3 T2$, $T1 \mapsto^4 T3 T2$, $T1 \mapsto^5 T3$. The trajectories obtained after relaxation are: 1) (0, 6, 5, 5, 5, 5, 5, 5, 6, 12, 3, 12, 13, 2), 2) (0, 6, 5, 5, 6, 7, 14, 4, 4, 4, 14, 8, 12, 3, 3), 3) (0, 6, 5, 5, 6, 7, 14, 4, 4, 4, 14, 8, 12, 3, 3, 13, 2).

8) *Difference between symbol-symbol and word-word translations*: Given that obstacle O is present and $O3$ is absent, the task is to visit T1 for 2 time units. As the route through node 15 is a no parking zone, there are no self-transitions on T1 at node 15. Given same substitution preferences as for MRP and if modelled as a wfse with a single state (see e.g., Fig. 1b) which is analogous to relaxations performed by the existing solutions, the shortest path obtained is (0,6,8,12,13,15,2) which violates the specification as it can pass through T1 (node 15) but not stay there. However, our framework with a wfse model similar to Fig.1a allows for this situation to be taken into account and the resultant trajectory is (0,6,8,12,13,2,2).

User preference	Specification (ϕ)	$O?$	Optimal trajectory	cost
CP	$\mathbf{FT1}$	No	{0, 6, 7, 10, 11, 1}	9
MVP	$(\neg O U T 1) \wedge (\neg O U T 4)$	Yes	{0, 6, 7, 4}	14
MWRP	$\neg O U T 1$	Yes	{0, 6, 8, 12, 13, 2}	11
HSC-CP	$\phi_s = \mathbf{Fbridge}, \phi_h = \neg O U T 1$	No	{0, 6, 8, 9, 10, 11, 1}	10
HSC-MWRP	"—"	Yes	{0, 6, 8, 12, 13, 2}	20
HSC-MVP	$\phi_s = \mathbf{Fbridge}, \phi_h = \neg O U T 1 \wedge \neg O U T 5$	Yes	{0, 6, 7, 5}	32
TR	$[H^2 T 2]^{[0, \phi]}$	Yes	{0, 6, 8, 12, 13, 2, 2}	9

TABLE I: User specifications, preferences, and the corresponding costs

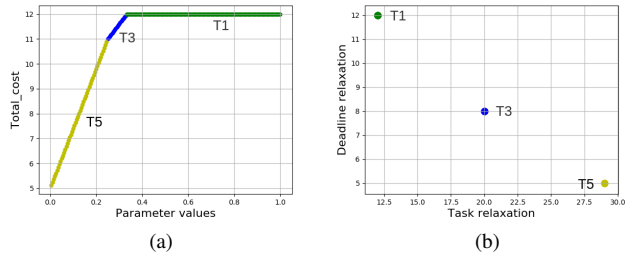


Fig. 4: (a): Total cost C_{bi} as a function of parameter λ , (b): Pareto front and the corresponding trajectories. (Note: The points on the Pareto front correspond to the respective colored line segments in 4a)

VII. RUNTIME PERFORMANCE STUDY

In this section, we study the effect of varying the sizes of \mathcal{T} and \mathcal{E} on the size and time taken for $\mathcal{P}_{\mathcal{E}}$ construction. This study was run on Dell Precision 3640 Intel i9-10900K with 64 GB RAM using python 2.7.12. We first keep the WFSE size constant at $\delta_{\mathcal{E}} = 8$ and vary the size of TS from $|X| = 118$ to $|X| = 300$ corresponding to which the $\mathcal{P}_{\mathcal{E}}$ size goes from $|Q^{\mathcal{E}}| = 352$ to $|Q^{\mathcal{E}}| = 898$. Note that $\mathcal{P}_{\mathcal{E}}$ construction retains only the reachable states. Whereas, the standard Cartesian product between \mathcal{T} , \mathcal{E} , and \mathcal{A} varies from 1872 nodes to 4784 nodes. Similarly, when the TS is kept constant at $|X| = 22$ and the WFSE states are increased from $\delta_{\mathcal{E}} = 14$ to $\delta_{\mathcal{E}} = 453$, which corresponds to having $n=453$ substitution rules taken into account. For this, the $\mathcal{P}_{\mathcal{E}}$ size varies from $|Q^{\mathcal{E}}| = 106$ to $|Q^{\mathcal{E}}| = 986$ whereas the Cartesian product size increases from 616 nodes to 19932 nodes agreeing with the complexity analysis results from Section V-D. These results are shown in Fig. 5a where the model size refers to the number of states in the TS and the WFSE. Fig. 5b presents the duration for $\mathcal{P}_{\mathcal{E}}$ construction as a function of number of edges in the TS (shown in blue) and the WFSE (shown in green).

VIII. CONCLUSIONS

This work studies different existing approaches for specification relaxation and presents a unified and generalised automata-based framework that takes into account different instances of task and temporal relaxations and the trade-off between them. We propose the construction of a three-way product automaton that allows for word to word translations and temporal relaxations simultaneously. We demonstrate different instances of specification relaxation through case studies and show that the three-way product automaton construction scales linear in time with respect to transition system size. Future work includes extending the framework for control synthesis for stochastic systems while taking into account satisfaction probability.

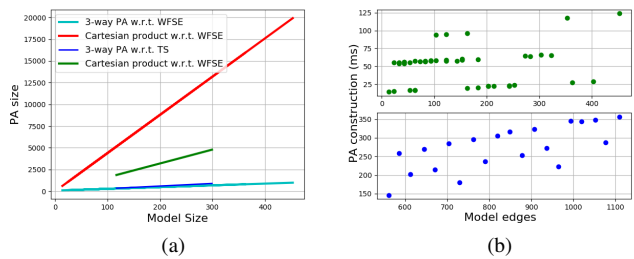


Fig. 5: (a): $\mathcal{P}_{\mathcal{E}}$ size as a function of \mathcal{T} and \mathcal{E} sizes, (b): $\mathcal{P}_{\mathcal{E}}$ construction duration as a function of \mathcal{T} (blue) and \mathcal{E} sizes (green).

REFERENCES

- [1] C. I. Vasile and C. Belta, "An Automata-Theoretic Approach to the Vehicle Routing Problem," in *Robotics: Science and Systems Conference (RSS)*, Berkeley, California, USA, July 2014, pp. 1–9.
- [2] M. Guo and D. V. Dimarogonas, "Multi-agent plan reconfiguration under local LTL specifications," *The International Journal of Robotics Research*, vol. 34, no. 2, pp. 218–235, 2015.
- [3] J. Tumova, A. Marzotto, D. V. Dimarogonas, and D. Kragic, "Maximally satisfying LTL action planning," in *IEEE/RSJ International Conference on Intelligent Robots and Systems*, 2014, pp. 1503–1510.
- [4] D. Aksaray, C. I. Vasile, and C. Belta, "Dynamic Routing of Energy-Aware Vehicles with Temporal Logic Constraints," in *IEEE International Conference on Robotics and Automation (ICRA)*, Stockholm, Sweden, May 2016, pp. 3141–3146.
- [5] J. Tumova, S. Karaman, C. Belta, and D. Rus, "Least-violating planning in road networks from temporal logic specifications," in *International Conference on Cyber-Physical Systems*, no. 17, Piscataway, NJ, USA, 2016, pp. 1–9.
- [6] C.-I. Vasile, J. Tumova, S. Karaman, C. Belta, and D. Rus, "Minimum-violation sLTL motion planning for mobility-on-demand," in *IEEE International Conference on Robotics and Automation (ICRA)*, May 2017, pp. 1481–1488.
- [7] J. Tumova, G. C. Hall, S. Karaman, E. Frazzoli, and D. Rus, "Least-violating Control Strategy Synthesis with Safety Rules," in *International Conference on Hybrid Systems: Computation and Control*, ser. HSCC '13. New York, NY, USA: ACM, 2013, pp. 1–10.
- [8] K. K. Hauser, "Minimum constraint displacement motion planning," in *Robotics: Science and Systems*, 2013.
- [9] K. Hauser, "The minimum constraint removal problem with three robotics applications," *The International Journal of Robotics Research*, vol. 33, no. 1, pp. 5–17, 2014.
- [10] M. Lahijanjan and M. Kwiatkowska, "Specification revision for markov decision processes with optimal trade-off," in *IEEE 55th Conference on Decision and Control*, Dec 2016, pp. 7411–7418.
- [11] K. Kim, G. Fainekos, and S. Sankaranarayanan, "On the Minimal Revision Problem of Specification Automata," *International Journal of Robotics Research*, vol. 34, no. 12, pp. 1515–1535, Oct. 2015.
- [12] B. Lacerda, D. Parker, and N. Hawes, "Optimal Policy Generation for Partially Satisfiable Co-safe LTL Specifications," in *International Joint Conference on Artificial Intelligence*, 2015, pp. 1587–1593.
- [13] M. Lahijanjan, S. Almagor, D. Fried, L. E. Kavraki, and M. Y. Vardi, "This time the robot settles for a cost: A quantitative approach to temporal logic planning with partial satisfaction," in *AAAI Conference on Artificial Intelligence*. AAAI Press, 2015, pp. 3664–3671.
- [14] F. Penedo Álvarez, C. I. Vasile, and C. Belta, "Language-Guided Sampling-based Planning using Temporal Relaxation," in *Workshop on the Algorithmic Foundations of Robotics (WAFR)*, San Francisco, CA, USA, December 2016.
- [15] M. Guo and M. M. Zavlanos, "Probabilistic Motion Planning Under Temporal Tasks and Soft Constraints," *IEEE Transactions on Automatic Control*, vol. 63, no. 12, pp. 4051–4066, 2018.
- [16] L. I. Reyes Castro, P. Chaudhari, J. Tumova, S. Karaman, E. Frazzoli, and D. Rus, "Incremental sampling-based algorithm for minimum-violation motion planning," in *52nd IEEE Conference on Decision and Control*, Dec 2013, pp. 3217–3224.
- [17] C.-I. Vasile, D. Aksaray, and C. Belta, "Time Window Temporal Logic," *Theoretical Computer Science*, vol. 691, pp. 27–54, Aug 2017.
- [18] L. Kari, S. Konstantinidis, S. Perron, G. Wozniak, and J. Xu, "Finite-state error/edit-systems and difference-measures for languages and words," *Tech. Report 2003-01, Dept. Math. and Computing Sci., Saint Mary's University, Canada*, p. 10, 2003.

- [19] C. Baier and J.-P. Katoen, *Principles of model checking*. MIT Press, 2008.
- [20] J. E. Hopcroft, R. Motwani, and J. D. Ullman, *Introduction to Automata Theory, Languages, and Computation (3rd Edition)*. Boston, MA, USA: Addison-Wesley Longman Publishing Co., Inc., 2006.
- [21] T. Latvala, "Efficient Model Checking of Safety Properties," in *10th International SPIN Workshop*, ser. Model Checking Software. Springer, 2003, pp. 74–88.
- [22] A. Duret-Lutz, "Manipulating LTL formulas using Spot 1.0," in *International Symposium on Automated Technology for Verification and Analysis (ATVA)*, ser. Lecture Notes in Computer Science, vol. 8172. Hanoi, Vietnam: Springer, Oct 2013, pp. 442–445.
- [23] I. Tkachev and A. Abate, "Formula-free Finite Abstractions for Linear Temporal Verification of Stochastic Hybrid Systems," in *International Conference on Hybrid Systems: Computation and Control*, Philadelphia, PA, April 2013, pp. 283–292.
- [24] G. De Giacomo and M. Y. Vardi, "Linear temporal logic and linear dynamic logic on finite traces," in *International Joint Conference on Artificial Intelligence*. AAAI Press, 2013, pp. 854–860.
- [25] Y. Chen, X. C. Ding, A. Stefanescu, and C. Belta, "Formal Approach to the Deployment of Distributed Robotic Teams," *IEEE Transactions on Robotics*, vol. 28, no. 1, pp. 158–171, Feb 2012.
- [26] N. E. Young, R. E. Tarjan, and J. B. Orlin, "Faster parametric shortest path and minimum-balance algorithms," *Networks*, vol. 21, no. 2, pp. 205–221, 1991.