

# Dense Graph Partitioning on sparse and dense graphs

Cristina Bazgan 

Université Paris-Dauphine, PSL Research University, CNRS, UMR 7243, LAMSADE, 75016 Paris, France

Katrin Casel 

Hasso Plattner Institute, University of Potsdam, Germany

Pierre Cazals 

Université Paris-Dauphine, PSL Research University, CNRS, UMR 7243, LAMSADE, 75016 Paris, France

---

## Abstract

We consider the problem of partitioning a graph into a non-fixed number of non-overlapping subgraphs of maximum density. The density of a partition is the sum of the densities of the subgraphs, where the density of the subgraph is the ratio of its number of edges and its number of vertices. This problem, called Dense Graph Partition, is known to be NP-hard on general graphs and polynomial-time solvable on trees, and polynomial-time 2-approximable.

In this paper we study the restriction of Dense Graph Partition to particular sparse and dense graph classes. In particular, we prove that it is NP-hard on dense bipartite graphs as well as on cubic graphs. On dense bipartite graphs, we further show that it is  $W[2]$ -hard parameterized by the number of sets in the optimum solution. On dense graphs on  $n$  vertices, it is polynomial-time solvable on graphs with minimum degree  $n - 3$  and NP-hard on  $(n - 4)$ -regular graphs. We prove that it is polynomial-time  $4/3$ -approximable on cubic graphs and admits an efficient polynomial-time approximation scheme on  $(n - 4)$ -regular graphs.

**2012 ACM Subject Classification** Mathematics of computing  $\rightarrow$  Combinatorial optimization; Mathematics of computing  $\rightarrow$  Graph algorithms; Discrete Mathematics  $\rightarrow$  Approximation algorithms

**Keywords and phrases** NP-hardness, approximation, density, graph partitioning, bipartite graphs, cubic graphs, dense graphs

**Digital Object Identifier** 10.4230/LIPIcs...

## 1 Introduction

The research around communities in social networks can be seen as a contribution to the well established research of clustering and graph partitioning. Graph partitioning problems have been intensively studied with various measures in order to evaluate clustering quality, see e.g. [17, 18, 11, 5] for an overview. In the context of social networks, a ‘community’ is a collection of individuals who are relatively well connected compared to other parts of the social network graph and a ‘community structure’ corresponds to a partition of the whole social network into communities.

We consider a classical definition of the density of a subgraph induced by a subset  $S$  of vertices (see, for example, [8, 13]) given by the ratio between the number of edges and the number of vertices in  $S$ . The density of a partition is the sum of the densities of all its parts.

For this definition of density, there are several papers on finding the densest subgraph. This problem was shown solvable in polynomial time by Goldberg [13] but if the size of the subgraph is a part on the input, the problem called  $k$ -DENSEST SUBGRAPH becomes NP-hard even restricted to bipartite or chordal graphs [6]. The approximability of  $k$ -DENSEST SUBGRAPH was also studied, see [16, 10, 4].



© Cristina Bazgan, Katrin Casel, and Pierre Cazals;  
licensed under Creative Commons License CC-BY 4.0

Leibniz International Proceedings in Informatics

LIPICs Schloss Dagstuhl – Leibniz-Zentrum für Informatik, Dagstuhl Publishing, Germany

In this paper, we study the problem MAX DENSE GRAPH PARTITION of finding a partition  $\mathcal{P} = \{V_1, \dots, V_k\}$ ,  $k \geq 1$ , of a given undirected graph  $G$ , such that the density of the partition, denoted by  $d(\mathcal{P})$ , is maximised. Note that the general concept of a community structure does not put any restriction on the number of communities. We therefore address the problem MAX DENSE GRAPH PARTITION of finding a partition of maximum density, without fixing the number of classes of the partition. Indeed, when the number of classes is given, the problem is a generalization of a partition into  $k$  cliques.

Darley et al. [8] studied MAX DENSE GRAPH PARTITION, and its complement MIN SPARSE GRAPH PARTITION. They defined the sparsity of a partition  $\mathcal{P}$  as  $F(\mathcal{P}) = \frac{|\mathcal{P}|}{2} + d(\mathcal{P})$  and the problem MIN SPARSE GRAPH PARTITION as finding a partition of a given undirected graph  $G$  such that the sparsity of the partition is minimised. Observe that these two problems MAX DENSE GRAPH PARTITION and MIN SPARSE GRAPH PARTITION are duals in the sense that solving the first one on a graph  $G$  is the same as solving the second one on the complement of  $G$ . In [8] it is shown that both problems are NP-complete, and that there is no constant factor approximation for MIN SPARSE GRAPH PARTITION unless  $P = NP$ . Moreover, a polynomial time algorithm for MAX DENSE GRAPH PARTITION on trees is given. We point out that their proof of NP-completeness is a polynomial time reduction from  $k$ -COLORING. By construction, the same reduction when starting from 3-COLORING on graphs of degree at most 4 (proved NP-complete in [12]) yields as instance of MAX DENSE GRAPH PARTITION a graph on  $n$  vertices and of minimum degree greater than  $n - 4n^{4/5}$ . Thus it follows that MAX DENSE GRAPH PARTITION is NP-complete restricted to graphs of minimum degree  $n - 4n^{4/5}$ .

Aziz et al. [2] studied the problem FRACTIONAL HEDONIC GAME, and more particularly the MAX UTILITARIAN WELFARE problem as the simple symmetric version of the game defined as follows. Let  $N$  be a set of agents, the utility of  $i \in N$  in a coalition  $S \subseteq N$  is  $u_i(S) = \frac{1}{|S|} \sum_{j \in S} u_i(j)$  where  $u_i(j)$  is such that  $u_i(j) \in \{0, 1\}$  for a simple game and  $u_i(j) = u_j(i)$  for a symmetric one. For MAX UTILITARIAN WELFARE one tries to find a partition  $C$  of  $N$  into coalitions that maximizes  $\sum_{S \in C} \sum_{i \in S} u_i(S)$ . This game can be seen as a graph  $G$  where agents are vertices and there is an edge between two agents  $i$  and  $j$  if and only if  $u_i(j) = 1$ . In this context,  $u_i(S) = \frac{1}{|S|} \sum_{j \in S} u_i(j) = \frac{1}{|S|} \deg_{G[S]}(u_i)$ . We deduce that  $\sum_{S \in C} \sum_{i \in S} u_i(S) = \frac{1}{|S|} \sum_{S \in C} \sum_{i \in S} \deg_{G[S]}(u_i) = \frac{1}{|S|} \sum_{S \in C} 2|E(S)| = 2 \cdot d(C)$ . Hence, the problems MAX UTILITARIAN WELFARE and MAX DENSE GRAPH PARTITION are equivalent to within a constant, which means that the 2-approximation for the former given in [2] directly translates to the latter.

*Our contributions.* The following overview summarises the results achieved in this paper concerning MAX DENSE GRAPH PARTITION (MDGP).

- MDGP is trivially solvable on graphs of maximum degree 2, we prove its NP-hardness for 3-regular (cubic) graphs.
- We establish that on bipartite complete graphs an optimal partition consists of one part, that is the whole graph. Moreover if the size of the two independent sets are relatively prime numbers then this optimal solution is unique. We use this result to show that MDGP is  $W[2]$ -hard with respect to (an upper bound on) the number of clusters in an optimal solution on dense bipartite graphs. Our reduction is polynomial and hence in particular implies the NP-hardness of MDGP on dense bipartite graphs.
- MDGP is trivial on complete graphs since the optimal solution is the whole graph as one part of the partition. Moreover, as we previously explained, it is NP-hard on graphs of minimum degree  $n - 4n^{4/5}$ . We show that for graphs of minimum degree  $\geq n - 3$ , the problem is solvable in polynomial time and any optimal solution has two parts. Moreover

on  $(n - 4)$ -regular graphs, the problem becomes NP-hard.

- We show that MDGP admits an approximation with ratio  $4/3$  on cubic graphs, and an  $\epsilon$ -approximation (i.e. a  $(1 + \epsilon)$ -approximation for any  $\epsilon > 0$ ) on  $(n - 4)$ -regular graphs, improving on the 2-approximation on general graphs [2]

Our paper is organized as follows. Notations and formal definitions are given in Section 2. The study of (dense) bipartite graphs is established in Section 3. Section 4 presents the results on cubic graphs. In Section 5 we study dense graphs. Some conclusions are given at the end of the paper.

## 2 Preliminaries

In this paper we assume that all graphs are undirected, without loops or multiple edges, and not necessary connected. We use  $G = (V, E)$  to denote an undirected graph with a set  $V$  of vertices and a set  $E$  of edges. We use  $|V|$  to denote the number of vertices in  $G$ , i.e., the order of  $G$ , and we use  $|E|$  to denote the number of edges in  $G$ , i.e., the size of  $G$ . We denote by  $\deg_G(v)$  the degree of  $v \in V$  in  $G$  that is the number of edges incident to  $v$ . The maximum degree of  $G$ , denoted by  $\Delta(G)$ , is the degree of the vertex with the greatest number of edges incident to it. The minimum degree of  $G$ , denoted by  $\delta(G)$ , is the degree of the vertex with the least number of edges incident to it. For any vertex  $v \in V$ ,  $N_G(v)$  is the set of neighbors of  $v$  in  $G$  and  $N_G[v] = N_G(v) \cup \{v\}$ . Moreover,  $N_G(S) = \bigcup_{v \in S} N_G(v)$ . For a graph  $G = (V, E)$  and a subset  $S \subseteq V$  we denote by  $E(S)$  the set of the edges of  $G$  with both endpoints in  $S$ . For a given partition  $\{A, B\}$  of  $V$ , we denote by  $E(A, B) = \{uv \in E : u \in A, v \in B\}$ . Further,  $G[S]$  denotes the graph induced by  $S$ , defined as  $G[S] = (S, E(S))$ .

A triangle graph is the cycle graph  $C_3$  or the complete graph  $K_3$ . A diamond graph has 4 vertices and 5 edges, it consists of a complete graph  $K_4$  minus one edge. A graph is called cubic if all its vertices are of degree three. A graph is bipartite if its vertices can be partitioned into two sets  $A$  and  $B$  such that every edge connects a vertex in  $A$  to one in  $B$ . A complete bipartite graph is a special kind of bipartite graph where every vertex of  $A$  is connected to every vertex in  $B$ . A graph on  $n$  vertices is  $\delta$ -dense if its minimum degree is at least  $\delta n$ . A set of instances is called dense if there is a constant  $\delta > 0$  such that all instances in this set are  $\delta$ -dense (this notion was introduced in [1] and called everywhere-dense).

The density  $d(G)$  of a graph  $G = (V, E)$  is the ratio between the number of edges and the number of vertices in  $G$ , that is,  $d(G) = \frac{|E|}{|V|}$ . Moreover, for  $S \subseteq V$ ,  $d(S) = d(G[S]) = \frac{|E(S)|}{|S|}$ . We use  $\mathcal{P}$  to denote a partition of the set  $V$  of vertices of  $G$ , that is,  $\mathcal{P} = \{V_1, \dots, V_k\}$ , where  $\bigcup_{i=1}^k V_i = V$ , and  $V_i \cap V_j = \emptyset$  for each  $i, j \in \{1, \dots, k\}$ . Then the density of the partition  $\mathcal{P}$  of  $G$  is defined as  $d(\mathcal{P}) = \sum_{i=1}^k d(G[V_i])$ , where  $G[V_i]$  is the subgraph of  $G$  induced by the subset  $V_i$  of vertices, that is,  $G[V_i] = (V_i, E_i)$ ,  $E_i = \{\{u, v\} : \{u, v\} \in E \wedge u, v \in V_i\}$ .

We study the problem of finding a partition  $\mathcal{P} = \{V_1, \dots, V_k\}$  of a given graph  $G$ , such that  $k \geq 1$  and that, among all such partitions,  $d(\mathcal{P})$  is maximised. We refer to this problem as MAX DENSE GRAPH PARTITION and we define its decision version as follows.

**DENSE GRAPH PARTITION**

**Input:** An undirected graph  $G = (V, E)$ , a positive rational number  $r$ .

**Question:** Is there a partition  $\mathcal{P}$  such that  $d(\mathcal{P}) \geq r$  ?

We use some concepts from parameterized complexity and refer to [7, 9] for details of this terminology. A parameterized problem is a decision problem given together with a parameter, that is, an integer  $k$  depending on the instance. Such a parameterized problem is fixed-parameter tractable (fpt for short) if it can be solved in time  $f(k) \cdot |I|^c$  for an instance

$I$  of size  $|I|$  with parameter  $k$ , where  $f$  is a computable function and  $c$  is a constant. If a parameterized problem is hard for the complexity class  $W[2]$ , it is unlikely (under certain complexity theoretic assumptions) to be fixed-parameter tractable. An fpt-reduction between two parameterized problems  $P$  and  $Q$  maps instances  $(I, k)$  of  $P$  to instances  $(I', k')$  of  $Q$  in time  $f(k)|I|^{O(1)}$  for some computable functions  $f$  and  $g$ , such that  $k' \leq g(k)$  and  $(I, k)$  is a yes-instance of  $P$  if and only if  $(I', k')$  is a yes-instance of  $Q$ . If problem  $P$  is  $W[2]$ -hard, then such an fpt-reduction shows that  $Q$  is  $W[2]$ -hard as well.

Given an optimization problem in NPO and an instance  $I$  of this problem, we denote by  $|I|$  the size of  $I$ , by  $opt(I)$  the optimum value of  $I$ , and by  $val(I, S)$  the value of a feasible solution  $S$  of instance  $I$ . The performance ratio of  $S$  (or approximation factor) is  $r(I, S) = \max\{\frac{val(I, S)}{opt(I)}, \frac{opt(I)}{val(I, S)}\} \geq 1$ . For a function  $f$ , an algorithm is an  $f(|I|)$ -approximation, if for every instance  $I$  of the problem, it returns a solution  $S$  such that  $r(I, S) \leq f(|I|)$ . Moreover if the algorithm runs in polynomial time in  $|I|$ , then this algorithm gives a polynomial time  $f(|I|)$ -approximation. We consider in this paper only polynomial time algorithms. When  $f$  is a constant  $\alpha$ , the problem is polynomial-time  $\alpha$ -approximable. When  $f = 1 + \varepsilon$ , for any  $\varepsilon > 0$ , the problem admits a polynomial-time approximation scheme. When the running time of an approximation scheme is of the form  $O(g(1/\varepsilon)poly(|I|))$  the problem has an efficient polynomial-time approximation scheme (eptas).

Before we start studying specific graph classes, we observe the following helpful structural properties that hold for DENSE GRAPH PARTITION on general graphs.

► **Remark.** We can assume that for any optimal partition  $\mathcal{P}$  and for any part  $P_i \in \mathcal{P}$ ,  $G[P_i]$  is connected, since otherwise turning each connected component into its own part does not decrease the density.

► **Lemma 1.** *Among all partitions of  $G$  into  $t \geq 2$  parts, those where the parts correspond to complete graphs, if there exists such, have the largest density.*

**Proof.** Consider a partition of  $G$  into  $t$  parts  $\{V_1, \dots, V_t\}$  of size  $n_1, \dots, n_t$ . If  $G[V_i]$  has  $o_i$  missing edges for any  $1 \leq i \leq t$ , then the density of this partition is  $\frac{n-t}{2} - \frac{o_1}{n_1} - \dots - \frac{o_t}{n_t}$ .

Consider a partition of  $G$  into  $t$  parts of size  $n'_1, \dots, n'_t$  such that each part induces a complete graph for any  $1 \leq i \leq t$ . Then the density of this partition is  $\frac{n-t}{2}$  and thus it is larger than the density of any partition in  $t$  parts where at least one edge is missing inside  $G[V_i]$  for some  $1 \leq i \leq t$ . ◀

A direct consequence of this is the following.

► **Lemma 2.** *Let  $G = (V, E)$  be a graph and  $\mathcal{P}$  be any partition of  $V$ . Then  $d(\mathcal{P}) \leq \frac{|V|}{2} - \frac{|\mathcal{P}|}{2}$ .*

### 3 Dense Bipartite Graphs

In this section we show that MAX DENSE GRAPH PARTITION has a trivial solution on complete bipartite graphs. Moreover, using this result we show that the problem is NP-hard on dense bipartite graphs and even  $W[2]$ -hard with respect to the number of clusters in an optimal solution as parameter.

In the first part, we consider a complete bipartite graph  $G_{n,m}$  with the two subsets that are independent sets of size  $n$  and  $m$  and we first prove the following result.

► **Lemma 3.** *The density  $d(G_{n,m})$  of a complete bipartite graph  $G_{n,m}$  is greater than or equal to the density  $d(\mathcal{P})$  of any partition  $\mathcal{P}$  of  $G_{n,m}$ .*

**Proof.** The density of the complete bipartite graph  $G_{n,m} = (A, B, E)$ , with  $|A| = n, |B| = m$  is given by  $d(G_{n,m}) = \frac{nm}{n+m}$

It suffices to show that  $d(G_{n,m})$  is greater than or equal to the density of any partition  $\mathcal{P} = \{V_1, V_2\}$  that splits the set of vertices into exactly 2 nonempty subsets. Indeed, if this holds and we have a partition  $\mathcal{P} = \{V_1, \dots, V_k\}$  where  $k \geq 3$ , we can show recursively that  $d(G_{n,m}) \geq d(G[V_1]) + d(G[V_2 \cup \dots \cup V_k]) \geq \dots \geq d(G[V_1]) + \dots + d(G[V_k])$ .

We first consider a partition  $\mathcal{P}_1 = \{V_1, V_2\}$  where  $A \subseteq V_1$ . Without loss of generality we may assume that  $V_2 = B \setminus V_1$  contains  $m_2$  vertices from  $B$ . Then

$$d(\mathcal{P}_1) = \frac{n(m - m_2)}{n + m - m_2} + 0 \leq \frac{nm}{n + m}$$

Now, consider a partition  $\mathcal{P}_1 = \{V_1, V_2\}$  such that each of the graphs  $G[V_i]$  contains at least one edge, so let  $G[V_1] = G_{n_1, m_1}$  with  $0 < n_1 < n$  and  $0 < m_1 < m$ . Then  $G[V_2] = G_{n-n_1, m-m_1}$  and

$$d(\mathcal{P}_1) = \frac{n_1 m_1}{n_1 + m_1} + \frac{(n - n_1)(m - m_1)}{n + m - n_1 - m_1} = \frac{nm(n_1 + m_1) - mn_1^2 - nm_1^2}{(n + m - n_1 - m_1)(n_1 + m_1)},$$

which yields

$$d(G_{n,m}) - d(\mathcal{P}_1) = \frac{(nm_1 - mn_1)^2}{(n + m - n_1 - m_1)(n_1 + m_1)(n + m)} \geq 0$$

◀

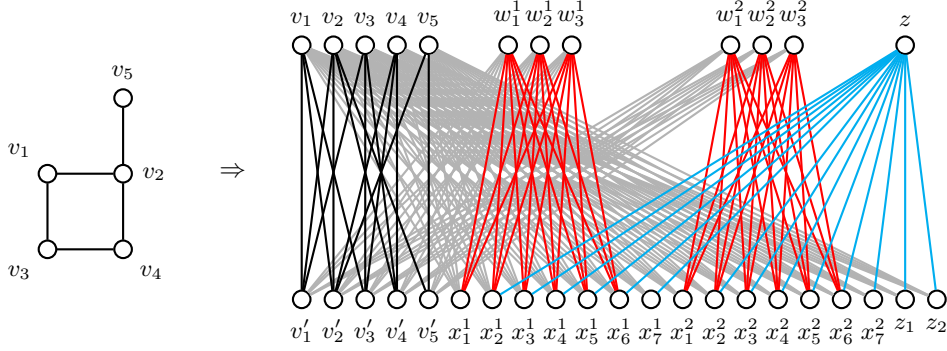
It follows that an optimal solution of any complete bipartite graph is the whole graph. From the calculations in the previous proof, we can inductively deduce the following result.

► **Corollary 4.** *For any complete bipartite graph  $G = (A, B, E)$  with  $|A| = n$  and  $|B| = m$ , a partition  $\mathcal{P} = \{V_1, \dots, V_k\}$  of  $A \cup B$  satisfies  $d(\mathcal{P}) = \frac{nm}{n+m}$  if and only if  $G[V_i] = G_{n_i, m_i}$  with  $n_i \neq 0$  and  $m_i \neq 0$  and  $\frac{n_i}{m_i} = \frac{n}{m}$  for all  $i \in \{1, \dots, k\}$ .*

Consequently, for any complete bipartite graph  $G_{n,m}$ , if  $n$  and  $m$  are relatively prime the only optimal solution of  $G_{n,m}$  is the whole graph. Otherwise, several optimal solutions exist and are characterized exactly by Corollary 4.

In the second part of this section, we study the role of the number of sets in an optimum solution for DENSE GRAPH PARTITION. We specifically consider parameterization in the following sense. To formally give a parameter as input, we consider instances of the form  $((G, r), k)$  for the decision problem: Is there a partition  $\mathcal{P}$  of the vertices of  $G$  into at most  $k$  sets with  $d(\mathcal{P}) \geq r$ ? Formally, the algorithm can hence also answer no, if the bound  $k$  given in the input is not large enough to build a partition of density  $r$ .

Note that although the task of partitioning into *exactly*  $k$  sets is NP-hard even for  $k = 3$  (covering with  $k$  cliques), the complexity with an upper bound on the number of sets is open; while there exists a partition into exactly  $k$  sets of density  $(n - k)/2$  if and only if the input graph can be partitioned into  $k$  cliques (see Lemma 1), there can be a partition into less than  $k$  sets with a density even higher than  $(n - k)/2$  even if the input cannot be partitioned into  $k$  cliques. As an example, consider a complete graph of an even number  $n$  of vertices and turn four of the vertices into an independent set by removing all edges among them. The resulting graph cannot be partitioned into 3 cliques (at least one set contains two of the four independent vertices), but it has a partition into two sets with density  $(n - 2)/2 - 4/n$ .



■ **Figure 1** A graph  $G$ , instance of DOMINATING SET and the bipartite graph  $G'$  obtained from  $G$ , for  $k = 2$  and  $n = 5$ .

► **Theorem 5.** DENSE GRAPH PARTITION parameterized by (an upper bound on) the number of clusters in an optimal solution is  $W[2]$ -hard on dense bipartite graphs.

**Proof.** We give a reduction from DOMINATING SET. Given a graph  $G = (V, E)$  with  $V = \{v_1, \dots, v_n\}$  and an integer  $k$  as instance of DOMINATING SET, we construct a bipartite graph  $G' = (V_1, V_2, E')$  as input for DENSE GRAPH PARTITION as follows:

- $V_1 = V \cup \{w_i^j : 1 \leq i \leq n - k, 1 \leq j \leq k\} \cup \{z\}$
- $V_2 = \{v_1', \dots, v_n'\} \cup \{x_r^j : 1 \leq r \leq N, 1 \leq j \leq k\} \cup \{z_i : 1 \leq i \leq N - n\}$  where  $N \in \mathbb{N}$  is chosen as follows. Let  $c \in \mathbb{N}$  be the smallest integer such that  $c(n - k + 1) - 1 > n$  (note that  $1 \leq c \leq n$ ) and define  $N = c(n - k + 1) - 1$ . For this choice of  $N$  it follows that the greatest common divisor of  $N$  and  $n - k + 1$  is 1, and  $n < N \leq 2n$ .
- $E' = E_d \cup E_{wx} \cup E_c \cup E_z$  with
  - $E_d = \{\{v_i, v_j'\} : \{v_i, v_j\} \in E\} \cup \{\{v_i, v_i'\} : 1 \leq i \leq n\},$
  - $E_{wx} = \{\{w_i^j, x_r^j\} : 1 \leq i \leq n - k, 1 \leq r \leq N - 1, 1 \leq j \leq k\},$
  - $E_c = \{\{w_i^j, v_s'\} : 1 \leq i \leq n - k, 1 \leq j \leq k, 1 \leq s \leq n\} \cup \{\{v_s, x_r^j\} : 1 \leq s \leq n, 1 \leq r \leq N, 1 \leq j \leq k\}$  and
  - $E_z = \{\{z, z_j\} : 1 \leq j \leq N - n\} \cup \{\{z, x_r^j\} : 2 \leq r \leq N, 1 \leq j \leq k\} \cup \{\{v_i, z_j\} : 1 \leq i \leq n, 1 \leq j \leq N - n\}$

Notice that  $G'$  is a bipartite graph with  $|V_1| = n + 1 + k(n - k)$  and  $|V_2| = (k + 1)N$ .

We show that there exists a dominating set of cardinality at most  $k$  in  $G$  if and only if there exists a partition  $\mathcal{P}$  of  $G'$  with  $d(\mathcal{P}) = (k + 1)d(G_{n-k+1, N})$ .

Suppose there exists a dominating set  $D$  in  $G$  with  $|D| = k$ . Let  $D = \{v_{i_1}, \dots, v_{i_k}\}$  and  $N'(v_{i_j}) = N_G[v_{i_j}] \setminus (D \cup N_G(\{v_{i_1}, \dots, v_{i_{j-1}}\}))$ . Define the partition  $\mathcal{P} = \{P_1, \dots, P_{k+1}\}$  by:  $P_j = \{v_{i_j}\} \cup \{v_r' : v_r \in N'(v_{i_j})\} \cup \{w_r^j : 1 \leq r \leq n - k\} \cup \{x_r^j : 1 \leq r \leq N - |N'(v_{i_j})|\}$  for  $1 \leq j \leq k$  and  $P_{k+1} = V_1 \cup V_2 \setminus (\cup_{j=1}^k P_j)$ . It is not hard to see that the vertices in  $P_j$  induce a complete bipartite graph  $G_{n-k+1, N}$  for each  $j$ . Thus  $d(\mathcal{P}) = (k + 1)d(G_{n-k+1, N})$ .

Conversely, let  $\mathcal{P}$  be a partition of  $G'$  of density  $(k + 1)d(G_{n-k+1, N})$ . Thus, Corollary 4 implies that the vertices for each set  $P \in \mathcal{P}$  induce a complete bipartite graph  $G_{r, s}$  such that  $\frac{r}{s} = \frac{|V_1|}{|V_2|} = \frac{k(n-k)+n+1}{(k+1)N} = \frac{n-k+1}{N}$ . Since the greatest common divisor of  $n - k + 1$  and  $N$  is one, this yields  $r \geq n - k + 1$  and  $s \geq N$  and especially  $\mathcal{P}$  can contain at most  $k + 1$  sets.

For all  $w_i^j$  and  $w_\ell^t$ , if  $j \neq t$ ,  $w_i^j$  and  $w_\ell^t$  have  $n$  common neighbours, and  $n < N$  then there is no part  $P \in \mathcal{P}$  such that  $w_i^j, w_\ell^t \in P$ . Moreover, for all  $i, j$ ,  $w_i^j$  and  $z$  have  $N - 1$  common neighbours so they cannot be in the same  $P \in \mathcal{P}$ . Hence, there are exactly  $k + 1$  parts in  $\mathcal{P}$  that are complete bipartite graphs  $G_{n-k+1, N}$ .



For all  $1 \leq j \leq k$ , denote by  $P_j$  the set containing the vertices  $w_i^j$  for all  $1 \leq i \leq n - k$  and  $P_z$  the part containing  $z$ . To reach the cardinality exactly  $n - k + 1$ ,  $P_j \cap V_1$  has to contain exactly one vertex from  $V$  for each  $1 \leq j \leq k$ . Further, since for any  $i$ ,  $v_i'$  is not adjacent to  $z$ ,  $V' \subseteq \bigcup_{j=1}^k P_j$ . Moreover, each  $P_j$  contains exactly one vertex of  $V$ . As each  $P \in \mathcal{P}$  induces a complete bipartite graph in  $G'$ ,  $D = V \cap \bigcup_{j=1}^k P_j$  is a set of size  $k$ , such that each vertex in  $V'$  is adjacent to at least one vertex in  $D$ , so we deduce that  $D$  is dominating set of size  $k$  in  $G$ .

At last, in case of a yes-instance of DOMINATING SET, there exists an optimum solution with  $k + 1$  sets for DENSE GRAPH PARTITION on  $G'$ . With parameter  $k' = k + 1$ , the instance  $((G', (k + 1)d(G_{n-k+1,N})), k')$  describes an fpt-reduction from DOMINATING SET parameterized by solution size to MAX DENSE GRAPH PARTITION parameterized by an upper bound on the number of sets, which shows the claimed W[2]-hardness.

We extend the construction of the proof to create from  $G'$  a dense bipartite graph  $G'' = (V'', E'')$  by adding four sets of vertices  $V_1^u, V_1^d, V_2^u, V_2^d$  with  $|V_1^u| = |V_1^d| = kn|V_1| = kn(k(n-k)+n+1)$  and  $|V_2^u| = |V_2^d| = kn|V_2| = knN(k+1)$ . Further, we add edges to turn the pairs  $(V_1^u, V_2^u)$ ,  $(V_1^d, V_2^d)$ ,  $(V_1^u, V_1)$ , and  $(V_2^d, V_2)$  each into complete bipartite graphs. Observe that with this construction  $G''$  has  $|V''| = (2kn+1)(k(n-k)+n+1) + (2kn+1)N(k+1) < 10k^2n^2$  vertices and that all vertices have degree at least  $kn|V_1| \geq \frac{1}{2}k^2n^2 \in \Theta(|V''|)$  (Note that the fpt-reduction can solve the instance of DOMINATING SET exactly in the trivial case of  $k \geq \frac{n}{2}$ , so we can assume that  $k \leq \frac{n}{2}$ ).

We claim that there exists a partition  $\mathcal{P}'$  of  $G''$  with  $d(\mathcal{P}') = (k+1)d(G_{n-k+1,N}) + 2kn(k+1)d(G_{n-k+1,N})$  if and only if there exists a dominating set of size  $k$  for  $G$ . Corollary 4 again implies that this density for  $G''$  can only be achieved by a partition into complete bipartite graphs  $G_{r,s}$  with  $\frac{r}{s} = \frac{(2kn+1)(k(n-k)+n+1)}{(2kn+1)N(k+1)} = \frac{n-k+1}{N}$ . The vertices in  $V_1^d$  are only adjacent to vertices in  $V_2^d$ , and the vertices in  $V_2^u$  are only adjacent to vertices in  $V_1^u$ . Clustering these in a ratio  $\frac{r}{s}$  results in clusters containing exactly all newly added vertices, and this can be done with just two sets in total. What remains is to cluster the graph  $G'$  into complete bipartite graphs  $G_{r,s}$  such that  $\frac{r}{s} = \frac{|V_1|}{|V_2|} = \frac{k(n-k)+n+1}{(k+1)N} = \frac{n-k+1}{N}$  as before.

At last, in case of a yes-instance of DOMINATING SET, there exists an optimum solution with  $k+3$  sets for DENSE GRAPH PARTITION on  $G''$ . With parameter  $k' = k+3$ , the instance  $((G'', (2kn+1)(k+1)d(G_{n-k+1,N})), k')$  describes an fpt-reduction from DOMINATING SET parameterized by solution size to MAX DENSE GRAPH PARTITION parameterized by an upper bound on the number of sets, which shows the claimed W[2]-hardness  $\blacktriangleleft$

## 4 Cubic Graphs

We show that the problem DENSE GRAPH PARTITION is NP-complete even for cubic graphs by giving a reduction from EXACT COVER BY 3-SETS where each element appears in exactly 3 sets, denoted RESTRICTED EXACT COVER BY 3-SETS, known to be NP-hard by [14].

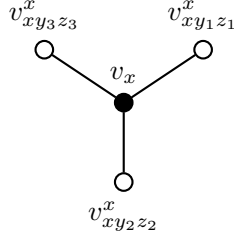
RESTRICTED EXACT COVER BY 3-SETS (RX3C)

**Input:** A set  $X$  of elements with  $|X| = 3q$  and a collection  $C$  of 3-element subsets of  $X$  where each element appears in exactly 3 sets.

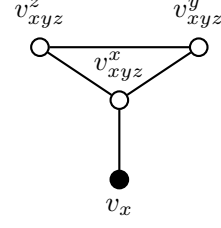
**Question:** Does  $C$  contain an exact cover for  $X$ , i.e. a subcollection  $C' \subseteq C$  such that every element occurs in exactly one member of  $C'$ ?

Before describing the reduction, we give useful notions for utility.

## XX:8 Dense Graph Partitioning



■ **Figure 2** Subgraph containing one vertex of type 1,  $v_x$ , and its neighbors in  $G$



■ **Figure 3** Subgraph containing one vertex of type 1,  $v_x$ , and three of type 2

► **Definition 6.** For  $S \subseteq V$ , the utility of a vertex  $v \in S$  is defined by  $u_S(v) = \frac{d(S)}{|S|}$ , and the utility of  $S$  is defined by  $u(S) = u_S(v)$  for any  $v \in S$ . For a partition  $\mathcal{P} = \{V_1, \dots, V_k\}$ , the utility of a vertex  $v$  in  $\mathcal{P}$  is defined by  $u_{\mathcal{P}}(v) = u_{V_i}(v)$  with  $i$  such that  $v \in V_i$ .

Considering these definitions, we can remark that:

- For any subset  $S \subseteq V$ , and  $v, w \in S$ ,  $u_S(v) = u_S(w)$ .
- If  $S = \{v\}$  then  $u_S(v) = 0$ .
- For any partition  $\mathcal{P}$  of  $G$ ,  $\sum_{V_i \in \mathcal{P}} d(V_i) = \sum_{v \in V} u_{\mathcal{P}}(v)$ .

The following definition gives the construction to reduce RX3C to DENSE GRAPH PARTITION.

► **Definition 7.** Let  $I = (X, C)$  be an instance of RX3C. We define the construction  $\sigma$  transforming the instance  $I$  into the graph  $G := \sigma(I)$  where  $G = (V, E)$  as follows:

- for each element  $x \in X$ , we add the vertex  $v_x$  in  $V$  (called vertices of type 1 or black vertices).
- for each subset of the collection  $\{x, y, z\} \in C$ , we add the vertices  $v_{xyz}^x, v_{xyz}^y, v_{xyz}^z$  in  $V$  (called vertices of type 2 or white vertices).
- we add the edges  $\{v_{xyz}^x, v_{xyz}^y\}$ ,  $\{v_{xyz}^x, v_{xyz}^z\}$  and  $\{v_{xyz}^y, v_{xyz}^z\}$  to  $E$
- we add the edges  $\{v_{xyz}^x, v_x\}$ ,  $\{v_{xyz}^y, v_y\}$  and  $\{v_{xyz}^z, v_z\}$  to  $E$

Notice that  $G$  is a cubic graph on  $|X|$  vertices of type 1,  $3|X|$  vertices of type 2.

Case distinction on the subgraphs in  $\sigma(I)$  shows:

► **Lemma 8.** For any subset  $S \subseteq V$  of the vertices of the graph  $\sigma(I)$ , the only subgraphs  $G[S]$  with  $u(S) \geq \frac{1}{4}$  are:

- a triangle where all the vertices are of type 2 and then  $u(S) = \frac{1}{3}$ .
- a matching between two type 2 vertices or between two vertices of different types and then  $u(S) = \frac{1}{4}$ .
- the subgraph described in Figure 3 and then  $u(S) = \frac{1}{4}$ .

**Proof.** Let  $S \subseteq V$  such that  $u(S) \geq \frac{1}{4}$ . We show in the following that there are exactly three possible subgraphs  $G[S]$  such that  $u(S) \geq \frac{1}{4}$ . First, observe that by its construction  $G$  does not contain  $C_4$  as subgraph, since there are no two vertices  $u, v \in V$  that have more than one common neighbor. Note that this also implies that  $G$  is diamond-free.

As  $G$  is cubic,  $|E(G[S])| \leq \frac{3}{2}|S|$  and so  $d(S) \leq \frac{3}{2}|S| \cdot \frac{1}{|S|} = \frac{3}{2}$ . Since  $\frac{1}{4} \leq u(S) \leq \frac{3}{2|S|}$  then  $|S| \leq 6$ . We study the five following cases :

- Case  $|S| = 6$  : Since  $u(S) = \frac{|E(S)|}{6^2} \geq \frac{1}{4}$ , we have  $|E(S)| \geq 9$ . Since  $G[S]$  cannot be cubic ( $G$  is connected and  $|V| > 6$ ), a subgraph with  $|S| = 6$  and  $|E(S)| \geq 9$  does not exist.



- Case  $|S| = 5$  : Since  $u(S) = \frac{|E(S)|}{5^2} \geq \frac{1}{4}$ , we have  $|E(S)| \geq 7$ . Assuming such a subgraph with  $|S| = 5$  and  $|E(S)| \geq 7$ ,  $G[S]$  must contain a diamond or a clique of size 4. Since  $G = \sigma(I)$  is diamond-free and  $G$  is cubic, such a subgraph does not exist.
- Case  $|S| = 4$  : Since  $u(S) = \frac{|E(S)|}{4^2} \geq \frac{1}{4}$ , we have  $|E(S)| \geq 4$ . Since  $G$  is diamond-free,  $G$  is not a  $K_4$  or a  $C_4$  the only possibility for  $G[S]$  is the subgraph described in Figure 3.
- Case  $|S| = 3$  : Since  $u(S) = \frac{|E(S)|}{3^2} \geq \frac{1}{4}$ , we have  $|E(S)| \geq 3$  and thus  $S$  is a triangle where all the vertices are of type 2 and  $u(S) = \frac{1}{3}$ .
- Case  $|S| = 2$  : Since  $u(S) = \frac{|E(S)|}{2^2} \geq \frac{1}{4}$ , we have  $|E(S)| \geq 1$  and thus  $S$  is a matching between two type 2 vertices or between two vertices of different types and  $u(S) = \frac{1}{4}$ .

◀

► **Remark 9.** For any subset  $S \subseteq V$  of the vertices of the graph  $\sigma(I)$ , if  $v$  is of type 2 then  $u_S(v) \leq \frac{1}{3}$ , otherwise  $u_S(v) \leq \frac{1}{4}$ .

With these observations about the construction of  $\sigma(I)$ , it can be shown that  $I = (X, C)$  is a yes-instance of RX3C if and only if  $I' = (\sigma(I), d)$  is a yes-instance of DENSE GRAPH PARTITION which yields the following.

► **Theorem 10.** *DENSE GRAPH PARTITION is NP-complete on cubic graphs.*

**Proof.** Let  $I = (X, C)$  be an instance of RX3C and consider the following instance  $I'$  of DENSE GRAPH PARTITION on the graph  $G = \sigma(I)$  and  $d = \frac{7|X|}{6}$ . We claim that  $I = (X, C)$  is a yes-instance of RX3C if and only if  $I' = (G, d)$  is a yes-instance of DENSE GRAPH PARTITION.

Let  $C' \subseteq C$  be an exact cover for  $X$  of size  $\frac{|X|}{3}$ . Consider the following partition  $\mathcal{P}$  with  $\frac{5|X|}{3}$  parts : for any  $c \in C'$ ,  $c = \{x, y, z\}$ , we define three parts of size 2  $\{v_x, v_{xyz}^x\}$ ,  $\{v_y, v_{xyz}^y\}$ ,  $\{v_z, v_{xyz}^z\}$  and for any  $c \notin C'$ ,  $c = \{x, y, z\}$ , we define the following part of size 3  $\{v_{xyz}^x, v_{xyz}^y, v_{xyz}^z\}$ . Since  $C'$  is an exact cover,  $\mathcal{P}$  is a partition and its density is  $\frac{3}{2} \cdot \frac{|X|}{3} + \frac{2}{3}|X| = \frac{7}{6}|X|$ .

Let  $\mathcal{P}'$  be a partition of  $G$  of density  $d(\mathcal{P}') = \frac{7}{6}|X|$ . Firstly, we show that  $\mathcal{P}'$  has necessarily the following shape:  $\frac{2|X|}{3}$  parts of size 3 containing only vertices of type 2 forming a triangle in  $G$  and  $|X|$  parts of size 2 containing one vertex of type 1 and one of type 2 adjacent in  $G$  (see Figures 2 and 3). From Remark 2, we can consider that for every part  $P_i \in \mathcal{P}'$ ,  $G[P_i]$  is connected.

We prove in the following that since  $d(\mathcal{P}') = \frac{7|X|}{6}$  then there are at least  $\frac{2|X|}{3}$  parts in  $\mathcal{P}'$  corresponding to triangles in  $G$ . Assume by contradiction that  $\mathcal{P}'$  has  $\frac{2|X|}{3} - \ell$  triangles, with  $\ell > 0$ . Since  $G$  has  $4|X|$  vertices, there are  $2|X| + 3\ell$  vertices that do not belong to a part in  $\mathcal{P}'$  that corresponds to a triangle in  $G$ . By Lemma 8 the utility of these last vertices is smaller than or equal to  $\frac{1}{4}$ . Then the density of  $\mathcal{P}'$  is

$$d(\mathcal{P}') \leq \frac{2|X|}{3} - \ell + (2|X| + 3\ell) \cdot \frac{1}{4} \leq \frac{7|X|}{6} - \frac{\ell}{4} < \frac{7|X|}{6}$$

This contradicts the choice of  $\mathcal{P}'$  such that  $d(\mathcal{P}') = \frac{7|X|}{6}$ , hence there are at least  $\frac{2|X|}{3}$  triangles in  $\mathcal{P}'$ .

Now, we will prove that there are at most  $\frac{2|X|}{3}$  parts in  $\mathcal{P}'$  corresponding to triangles in  $G$ . Assume by contradiction that  $\mathcal{P}'$  has  $\frac{2|X|}{3} + \ell$  triangles, with  $\ell > 0$ . Since there are  $3|X|$  vertices of type 2 and among these vertices  $3 \cdot (\frac{2|X|}{3} + \ell)$  belong to a triangle then  $|X| - 3\ell$  vertices of type 2 do not belong to a triangle. But each neighbour of a vertex  $v_x$

## XX:10 Dense Graph Partitioning

of type 1 is of type 2, so if the utility of  $v_x$  is positive, then there exists a vertex of type 2,  $v_{xyz}^x$ , neighbour of  $v_x$ , that is in the same part as  $v_x$  and  $v_{xyz}^x$  does not belong to a triangle. Moreover, as all type 1 vertices have no common neighbours, for each type 1 vertex with positive utility, there is a type 2 vertex that is not in a triangle. Since there are at most  $|X| - 3\ell$  type 2 vertices that do not belong to a triangle, there are at most  $|X| - 3\ell$  type 1 vertices with positive utility. Then the density of  $\mathcal{P}'$  is at most

$$d(\mathcal{P}') \leq \frac{2|X|}{3} + \ell + \frac{|X| - 3\ell}{4} + \frac{|X| - 3\ell}{4} \leq \frac{7|X|}{6} - \frac{\ell}{2} < \frac{7|X|}{6}$$

This contradicts the choice of  $\mathcal{P}'$  such that  $d(\mathcal{P}') = \frac{7|X|}{6}$ , and then there are exactly  $\frac{2|X|}{3}$  triangles in  $\mathcal{P}'$ .

We will show now that  $d(\mathcal{P}') = \frac{7|X|}{6}$  implies that all type 1 vertices are in a part that is a matching with a type 2 vertex. There are  $|X|$  type 1 vertices and  $|X|$  type 2 vertices that are not in some triangle in  $\mathcal{P}'$ . Since there are exactly  $\frac{2|X|}{3}$  parts in  $\mathcal{P}'$  forming a triangle and the utility of each other vertex is smaller than or equal to  $\frac{1}{4}$ , to reach a density of  $\frac{7|X|}{6}$  it is necessary that each of the  $2|X|$  vertices outside the parts that are triangles has a utility of exactly  $\frac{1}{4}$ . To reach this utility, by Lemma 8 there are two possibilities, the graph described in Figure 3 and an edge. Since there are exactly  $|X|$  vertices of type 1 and  $|X|$  vertices of type 2 outside the triangles in  $\mathcal{P}'$ , and vertices of type 1 only have neighbors of type 2, the only possibility for all these vertices to have utility  $\frac{1}{4}$  is if each type 1 vertex is matched with one type 2 vertex.

Consider now the following subcollection  $C'' \subseteq C$ : for each triple  $v_{xyz}^x, v_{xyz}^y, v_{xyz}^z$  that does not belong to a triangle, we add the set  $\{x, y, z\}$  to  $C''$ . The subcollection  $C''$  is a cover since each type 1 vertex is a neighbour of one of these vertices and it is an exact cover since there are exactly  $\frac{|X|}{3}$  3-element subsets that do not belong to a triangle. ◀

In the following we give a polynomial time  $\frac{4}{3}$ -approximation for MAX DENSE GRAPH PARTITION on cubic graphs. We start with some preliminary results.

► **Lemma 11.** *Let  $G = (V, E)$  be a cubic graph. Let  $\mathcal{P}$  any partition of  $V$ . If a part  $P$  of  $\mathcal{P}$  is not a triangle or a diamond, then  $u_{\mathcal{P}}(v) \leq \frac{1}{4}$  for any  $v \in P$ .*

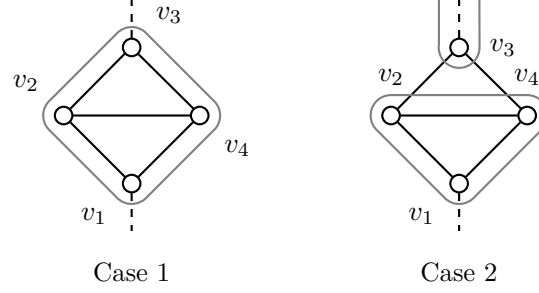
**Proof.** Since the graph is cubic,  $d(P) \leq \frac{3|P|}{2|P|} = \frac{3}{2}$ . Then  $u_{\mathcal{P}}(v) \leq \frac{3}{2|P|}$ . If  $|P| \geq 6$ ,  $u_{\mathcal{P}}(v) \leq \frac{3}{2 \cdot 6} = \frac{1}{4}$ . If  $|P| < 6$  and since  $P$  is not a triangle or a diamond, by exhaustive search,  $u_{\mathcal{P}}(v)$  is maximised when  $P$  is a matching and its value is  $\frac{1}{4}$ . ◀

► **Lemma 12.** *Let  $G$  be a cubic graph. For every vertex  $v$  of  $G$  that does not belong to a triangle of  $G$ ,  $u_{\mathcal{P}}(v) \leq \frac{1}{4}$  for any partition  $\mathcal{P}$  of  $V$ .*

**Proof.** The lemma is a direct consequence of Lemma 11. ◀

► **Lemma 13.** *Let  $G$  be a cubic graph with at least one diamond. Let  $v_1, v_2, v_3, v_4$  be a diamond in  $G$  where  $v_1$  and  $v_3$  are the induced degree two vertices. Then  $u_{\mathcal{P}}(v_1) + u_{\mathcal{P}}(v_2) + u_{\mathcal{P}}(v_3) + u_{\mathcal{P}}(v_4) \leq \frac{5}{4}$  for any partition  $\mathcal{P}$ .*

**Proof.** Let  $\mathcal{P}$  be any partition of  $V$ . Let  $P_1 \in \mathcal{P}$  (resp.  $P_2, P_3$  and  $P_4$ ) be the part that contains  $v_1$  (resp.  $v_2, v_3$  and  $v_4$ ). We distinguish several cases. **Case 1:** The four vertices  $v_i$  are in the same part and this part is a diamond. Then  $d(P_1) = \frac{5}{4}$  and thus  $u_{\mathcal{P}}(v_1) + u_{\mathcal{P}}(v_2) + u_{\mathcal{P}}(v_3) + u_{\mathcal{P}}(v_4) = \frac{5}{4}$ .



■ **Figure 4** Different cases of Lemma 13

**Case 2:** Three among the four vertices of the diamond forming a triangle are in the same part. The other one cannot belong to a part that is a triangle or an diamond. Then, by Lemma 11,  $u_{\mathcal{P}}(v_1) + u_{\mathcal{P}}(v_2) + u_{\mathcal{P}}(v_3) + u_{\mathcal{P}}(v_4) \leq 1 + \frac{1}{4} = \frac{5}{4}$ .

**Case 3:**  $P_1, P_2, P_3$  and  $P_4$  are not triangles or diamonds then, by Lemma 11, for all  $v \in \cup_{i \leq 4} P_i$ ,  $u_{\mathcal{P}}(v) \leq \frac{1}{4}$ . We conclude that  $u_{\mathcal{P}}(v_1) + u_{\mathcal{P}}(v_2) + u_{\mathcal{P}}(v_3) + u_{\mathcal{P}}(v_4) \leq 1$ . ◀

► **Lemma 14.** *Let  $G$  be a cubic graph and  $v$  a vertex of  $G$ . Then  $u_{\mathcal{P}}(v) \leq \frac{1}{3}$  in any partition  $\mathcal{P}$  of  $V$ .*

**Proof.** Let  $P$  be the part of  $\mathcal{P}$  that contains  $v$ . Using the same reasoning as in the proof of Lemma 11, we deduce that if  $|P| \geq 5$  then  $u_{\mathcal{P}}(v) < \frac{1}{3}$ . If  $|P| < 5$ , by exhaustive search,  $u_{\mathcal{P}}(v)$  is maximised when  $P$  is a triangle and in this case  $u_{\mathcal{P}}(v) = \frac{1}{3}$ . ◀

► **Lemma 15.** *Let  $G$  be a cubic graph on  $n$  vertices and let  $D$  be the set of diamonds in  $G$  and  $T$  the set of triangles in  $G$  that do not belong to a diamond. For any partition  $\mathcal{P}$ ,  $d(\mathcal{P}) \leq \frac{5}{4}|D| + |T| + \frac{1}{4}(n - 3|T| - 4|D|)$ .*

**Proof.** By Lemma 13, we know that the sum of the utilities of the vertices constituting a diamond is at most  $\frac{5}{4}$ . By Lemma 14, we deduce that the sum of the utilities of the vertices constituting a triangle is at most  $3 \cdot \frac{1}{3} = 1$ . The other vertices that do not belong to a triangle or a diamond have a utility of at most  $\frac{1}{4}$  (Lemma 12). We deduce that  $d(G) \leq \frac{5}{4}|D| + |T| + \frac{1}{4}(n - 3|T| - 4|D|)$ . ◀

► **Theorem 16.** *MAX DENSE GRAPH PARTITION is polynomial time  $\frac{4}{3}$ -approximable on cubic graphs.*

**Proof.** Let  $I = G$  be a cubic graph, instance of MAX DENSE GRAPH PARTITION. Let  $D$  be the set of all diamonds in  $G$ , and  $T$  the set of all triangles that do not belong to a diamond. Diamonds (resp. triangles) can be found in polynomial time simply by enumerating all 4-tuples (resp. 3-tuples) of vertices and checking if they induce a diamond (resp. triangle) as subgraph. Let  $G'$  be the graph obtained from  $G$  after removing the vertices of  $D$  and  $T$ . Let  $M$  be the set of edges that constitute a maximal matching of  $G'$ . Let  $G''$  be the graph obtained from  $G'$  after removing the vertices of  $M$ . Since  $M$  is a maximal matching,  $G''$  is an independent set. Since  $G$  is cubic, the maximum size of an independent set is  $\frac{|V|}{4}$ , thus  $|V(G'')| \leq \frac{|V|}{4}$ . Consider the partition  $\mathcal{P} = D \cup T \cup M \cup V(G'')$  in the sense that  $\mathcal{P}$  contains a set for each diamond in  $D$ , one set for each triangle in  $T$ , one set for each edge in the matching  $M$  and one set for each vertex in  $V(G'')$ . Then  $d(\mathcal{P}) = \frac{5}{4}|D| + |T| + \frac{1}{4}|M| \geq \frac{5}{4}|D| + |T| + \frac{1}{4}(n - 3|T| - 4|D| - \frac{n}{4})$ . By Lemma 15 we know that  $opt(I) \leq \frac{5}{4}|D| + |T| + \frac{1}{4}(n - 3|T| - 4|D|)$ . Then  $\frac{opt(I)}{d(\mathcal{P})} \leq$

## XX:12 Dense Graph Partitioning

$\frac{\frac{5}{4}|D|+|T|+\frac{1}{4}(n-3|T|-4|D|)}{\frac{5}{4}|D|+|T|+\frac{1}{4}(n-3|T|-4|D|-\frac{n}{4})} = \frac{\frac{1}{4}|D|+\frac{1}{4}|T|+\frac{n}{4}}{\frac{1}{4}|D|+\frac{1}{4}|T|+\frac{3n}{16}} = 1 + \frac{n}{4|D|+4|T|+3n}$ . This function is maximized when  $|D| = |T| = 0$ . Then  $\frac{opt(I)}{d(\mathcal{P})} \leq \frac{n}{\frac{3n}{4}} = \frac{4}{3}$ . ◀

### 5 Dense Graphs

In this section we consider graphs  $G = (V, E)$  on  $n$  vertices such that  $G$  can be viewed as  $G = K_n - H$  where  $H$  is a graph of small maximum degree. The edges of  $H$  are called *missing edges* in  $G$ . We first consider graphs  $G = (V, E)$  on  $n$  vertices such that  $\delta(G) \geq n - 3$ , that is  $G = K_n - H$  where  $H$  has  $\Delta(H) = 2$  and has  $q \leq n$  edges and show that MAX DENSE GRAPH PARTITION is solvable in polynomial time on these graphs.

► **Lemma 17.** *For any graph  $G$  on  $n$  vertices such that  $\delta(G) \geq n - 3$ , its density  $d(G)$  is greater than or equal to the density of any partition  $\mathcal{P}$  of  $G$  into  $t \geq 3$  parts.*

**Proof.** The density of  $G$  is given by  $d(G) = \frac{\frac{n(n-1)}{2} - q}{n} = \frac{n-1}{2} - \frac{q}{n}$ . From Lemma 1, among all partitions of  $G$  into  $t \geq 3$  parts, those where the parts correspond to complete graphs have the largest density. The density of such a partition in  $t$  parts of size  $n_1, \dots, n_t$  is  $\frac{n-t}{2}$ . Thus, the density of  $G$  is at least as large as the density of this last partition since  $t \geq 3$  and  $q \leq n$  (note here that a graph with minimum degree  $n - 3$  has at most  $n$  non-edges). ◀

Remark that in the proof of the previous lemma when  $q = n$  and  $t = 3$ , the density of a partition in 3 parts corresponding to complete subgraphs and the density of the entire graph are the same. This previous lemma implies that for any graph  $G$  such that  $\delta(G) \geq n - 3$ , there exists a partition into one or two parts of maximum density.

► **Lemma 18.** *For any graph  $G$  on  $n$  vertices such that  $\delta(G) \geq n - 3$ , in any partition into two parts of  $G$ , the number of missing edges inside the two parts is at least  $o$ , where  $o$  is the number of odd cycles defined by the missing edges of  $G$ .*

**Proof.** Let  $C$  be an odd cycle of missing edges in  $G$ . Since  $C$  is not bipartite, there is no partition  $\{V_1, V_2\}$  of  $V$  such that all the edges of  $C$  have one endpoint in  $V_1$  and one endpoint in  $V_2$ . Hence, for any partition  $\{V_1, V_2\}$  at least one of the missing edges from  $C$  is inside  $G[V_1] \cup G[V_2]$ . ◀

► **Lemma 19.** *Among all partitions into 2 parts of fixed size containing  $x$  missing edges, the one containing all missing edges in the larger part has the best density.*

**Proof.** Consider two partitions  $\{V_1, V_2\}$  and  $\{V'_1, V'_2\}$  such that  $|V_1| = |V'_1| = n_1$  and  $|V_2| = |V'_2| = n_2$  with  $n_1 \leq n_2$  and  $G[V_1]$  (resp.  $G[V_2]$ ) containing  $x_1$  (resp.  $x_2$ ) missing edges and  $G[V'_1]$  (resp.  $G[V'_2]$ ) containing 0 (resp.  $x = x_1 + x_2$ ) missing edges.

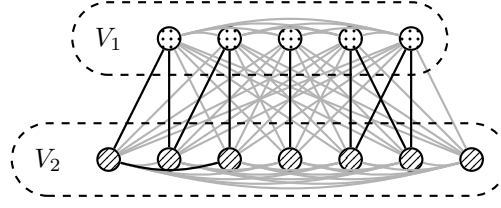
$$d(\{V_1, V_2\}) = \frac{n-2}{2} - \frac{x_1}{n_1} - \frac{x_2}{n_2}$$

$$d(\{V'_1, V'_2\}) = \frac{n-2}{2} - \frac{x}{n_2}$$

Since  $x = x_1 + x_2$  and  $n_1 \leq n_2$ , we have  $d(\{V_1, V_2\}) \leq d(\{V'_1, V'_2\})$ . ◀

► **Lemma 20.** *Among all partitions into 2 parts containing 0 (resp.  $x$ ) missing edges in the smaller (resp. larger) part, the one with a maximum number of vertices in the larger part has the best density.*

**Proof.** Consider two partitions  $\{V_1, V_2\}$  and  $\{V'_1, V'_2\}$  such that  $|V_1| = n_1$ ,  $|V_2| = n_2$  with  $n_1 \leq n_2$  and  $|V'_1| = n'_1$ ,  $|V'_2| = n'_2$  with  $n'_1 \leq n'_2$  and  $G[V_1]$  (resp.  $G[V_2]$ ) containing 0 (resp.



■ **Figure 5** Construction of  $V_1$  and  $V_2$  in Theorem 21

$x$ ) missing edges and  $G[V'_1]$  (resp.  $G[V'_2]$ ) containing 0 (resp.  $x$ ) missing edges. Moreover suppose  $n_2 \leq n'_2$ .

$$d(\{V_1, V_2\}) = \frac{n-2}{2} - \frac{x}{n_2}$$

$$d(\{V'_1, V'_2\}) = \frac{n-2}{2} - \frac{x}{n'_2}$$

Since  $n_2 \leq n'_2$ , we have  $d(\{V_1, V_2\}) \leq d(\{V'_1, V'_2\})$ . ◀

► **Theorem 21.** *MAX DENSE GRAPH PARTITION is solvable in polynomial time on graphs  $G$  with  $n$  vertices and  $\delta(G) \geq n - 3$ .*

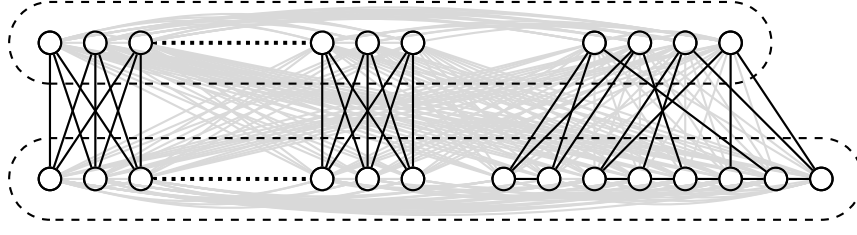
**Proof.** We define a partition  $\{V_1, V_2\}$  where  $V_1$  (resp.  $V_2$ ) contains vertices of color 1 (resp. 2). An example is given in Figure 5. Each vertex of degree  $n - 1$  has color 2. The graph  $H$  of missing edges contains paths or cycles. The vertices on paths or cycles with an even number of vertices are colored alternating by 1 and 2. The vertices on paths or cycles with an odd number of vertices are colored alternating by 1 and 2 but starting with color 2. Thus cycles of odd size have two adjacent vertices of color 2. The partition  $\{V_1, V_2\}$  defined above is such that it contains  $o$  missing edges in  $V_2$  and  $|V_2|$  is maximized among all such partitions. Its density is equal to  $\frac{n-2}{2} - \frac{o}{n_2}$ , where  $n_2 = |V_2|$ . Denote by  $d_{n-1}$  the number of vertices of  $G$  of degree  $n - 1$  and by  $p_o$  the number of paths with an odd number of vertices (even length) among the missing edges. Thus  $n_2 = \frac{1}{2}(n + d_{n-1} + p_o + o)$ . We claim that there is no partition into two parts that has a higher density.

By Lemma 18, any partition into two sets contains at least  $o$  missing edges inside the two parts. By construction we have maximized the number of vertices in the part with the missing edges among all partitions with the minimum number  $o$  of missing edges, i.e., there is no partition into two parts  $\{V'_1, V'_2\}$  with  $o$  missing edges all contained in  $V'_2$  and  $|V'_2| > |V_2|$ . Hence, by Lemma 19 and 20, it remains to show that any partition  $\{V'_1, V'_2\}$  with  $n'_2 = |V'_2|$  such that  $n'_2 = n_2 + y$  with  $o + x > o$  missing edges has a smaller density than  $\{V_1, V_2\}$ .

By definition of the partition  $\{V_1, V_2\}$ , it follows that  $|E(H)| = 2n_1 - r + o$ , where  $r$  is the number of paths of odd length in  $H$ . For the partition  $\{V'_1, V'_2\}$ , it follows that  $|E(H)| \leq 2(n_1 - y) - r_1 + (o + x)$ , for some  $r_1 \geq r - x$  (number of vertices in  $V'_1$  adjacent to only one edge in  $H$ ). Observe that all non-edges have to either be among the  $o + x$  missing edges in the partition or in the cut between  $V'_1$  and  $V'_2$ . In the cut between  $V'_1$  and  $V'_2$ , each vertex in  $V'_1$  is adjacent to at most two such edges, and further every path of odd length either results in a vertex in  $V'_1$  adjacent to only one edge in  $E(H)$  ( $r_1$ ) or in a missing edge in  $V'_2$ , hence  $r_1 \geq r - x$ . These inequalities imply that  $y \leq x$ , and hence the density of  $\{V'_1, V'_2\}$  is at most  $\frac{n-2}{2} - \frac{o+x}{n_2+y} \leq \frac{n-2}{2} - \frac{o+y}{n_2+y} \leq \frac{n-2}{2} - \frac{o}{n_2}$ . Note that the last inequality follows from  $o \leq n_2$ , which simply holds since  $H$  is of degree at most 2. ◀

In the rest of the section we consider graphs  $G = (V, E)$  on  $n$  vertices,  $(n - 4)$ -regular, that is  $G = K_n - H$  where  $H$  is a cubic graph. We show that DENSE GRAPH PARTITION is NP-hard on  $(n - 4)$ -regular graphs, by showing a reduction from MIN UNCUT on cubic

## XX:14 Dense Graph Partitioning



■ **Figure 6** The construction of  $G'$  in Definition 23

graphs, that is the complement of MAX CUT. This last problem on cubic graphs was proved NP-hard and even not polynomial-time 1.003-approximable, unless  $P=NP$  [3].

MIN UNCUT

**Input:** A graph  $G = (V, E)$ , an integer  $k$ .

**Question:** Does  $G$  contain a partition of  $V$  into two parts  $A, B$  such that the number of edges with both endpoints in the same part is at most  $k$ ?

Since we did not find a reference for the following result in the literature.

► **Lemma 22.** *Let  $G = (V, E)$  be a cubic graph. There exists a partition  $\{A, B\}$  of  $G$  with a cut of size at least  $|V|$  and it can be found in polynomial time.*

**Proof.** Let  $\mathcal{P} = \{A, B\}$  be a partition of  $V$ . Consider the following operation: if there is a vertex  $v \in A$  (resp.  $B$ ) with at least two neighbours in  $A$  (resp.  $B$ ) then  $A = A \setminus \{v\}$  (resp.  $B = B \setminus \{v\}$ ) and  $B = B \cup \{v\}$  (resp.  $A = A \cup \{v\}$ ). Since the graph is cubic, this operation increases the number of edges between  $A$  and  $B$  by at least one. Since the number of edges is finite, we can repeat this operation until we obtain a partition  $\mathcal{P}' = \{A', B'\}$  with no vertex  $v \in A'$  (resp.  $B'$ ) with at least two neighbours in  $A'$  (resp.  $B'$ ). Since the graph is cubic, if every vertex in  $A'$  (resp.  $B'$ ) has at most one neighbour in  $A'$ , then it has at least two neighbours in  $B'$  (resp.  $A'$ ). Consequently  $\mathcal{P}'$  has a cut of size at least  $\frac{2(|A'|+|B'|)}{2} = |V|$ . ◀

► **Definition 23.** *Let  $I = (G, k)$  be an instance of MIN UNCUT where  $G = (V, E)$  is a cubic graph. We define the construction  $\sigma$  transforming the graph  $G$  into the graph  $G' := (V', E') = \sigma(G)$  (see Figure 6) as follows:*

- *let  $G_0 = (V_0, E_0)$  be the union of  $\frac{n^2-n}{6}$  copies of  $K_{3,3}$  (see remark below). Thus  $G_0$  is a cubic bipartite graph with  $n^2 - n$  vertices and  $V_0$  is the union of two independent sets  $L, R$  such that  $|L| = |R|$ .*
- *let  $G_1 = (V \cup V_0, E \cup E_0)$ .*
- *let  $G' = \overline{G_1}$ .*

► **Remark 24.** Note that we can assume that the number of vertices of a cubic graph  $G$  is a multiple of 6. Since  $G$  is cubic,  $n$  is a multiple of 2. If  $n$  is not a multiple of 3, we consider the instance  $I_{triple}$  defined as follows:  $G_{triple}$  is the union of 3 copies of  $G$  and  $k_{triple} = 3k$ , and thus in the new instance  $I_{triple}$  the graph has  $3n$  vertices.

Let  $n = |V|$ ,  $m = |E|$ ,  $n' = |V'|$  and  $m' = |E'|$ . Remark that  $n' = n^2$ , and  $G'$  is a  $(n' - 4)$ -regular graph.

Since we reduce from Min UnCut on cubic graphs, we use the following straight forward observation on any partition in such graphs.



► **Lemma 25.** *For any cubic graph  $G$  and any  $\{A, B\}$  partition of  $V$ , we have  $|A| + \frac{2}{3} \cdot |E(B)| = |B| + \frac{2}{3} \cdot |E(A)|$ , where  $E(A)$ , resp.  $E(B)$ , are the set of edges with both endpoints in  $A$ , resp.  $B$ .*

**Proof.** Since the graph  $G$  is cubic,  $E(A, B) = 3 \cdot |A| - 2 \cdot |E_A| = 3 \cdot |B| - 2 \cdot |E_B|$ . We can deduce that  $|A| + \frac{2}{3} \cdot |E_B| = |B| + \frac{2}{3} \cdot |E_A|$  ◀

► **Theorem 26.** *DENSE GRAPH PARTITION is NP-complete on  $(n - 4)$ -regular graphs with  $n$  vertices.*

**Proof.** Let  $I = (G = (V, E), k)$  be an instance of MIN UNCUT, where  $G$  is a cubic graph. Consider the following instance  $I'$  of DENSE GRAPH PARTITION on the graph  $G' = \sigma(G)$  and  $d = \frac{n^2}{2} - 1 - \frac{2k}{n^2}$ . We claim that  $I = (G, k)$  is a yes-instance of MIN UNCUT if and only if  $I' = (G', d)$  is a yes-instance of DENSE GRAPH PARTITION.

Let  $\{A, B\}$  be a partition of  $V$  whose uncut value is at most  $k$ . Since  $V_0 = L \cup R$ , where  $L, R$  are independent sets in  $G_0$  such that  $|L| = |R|$ , the sets  $L, R$  form two cliques of the same size in  $G'$ . Let  $A' = A \cup L$  and  $B' = B \cup R$  and  $\mathcal{P} = \{A', B'\}$  be a partition of  $G'$ .

Let  $M_{A'}$  and  $M_{B'}$  be the set of missing edges in  $G'[A']$  and  $G'[B']$ , respectively. Due to the construction of  $G'$ , there is no missing edge between  $A$  and  $L$  and between  $B$  and  $R$ . Thus all missing edges are inside  $G'[A \cup B]$ , then  $|M_{A'}| + |M_{B'}| = k$ . Thus, the density of the partition  $\mathcal{P}$  is:

$$d(\mathcal{P}) = \frac{|A'| - 1}{2} - \frac{|M_{A'}|}{|A'|} + \frac{|B'| - 1}{2} - \frac{|M_{B'}|}{|B'|} = \frac{n^2 - 2}{2} - \frac{|M_{A'}|}{|A'|} - \frac{|M_{B'}|}{|B'|}$$

We will prove in the following that  $d(\mathcal{P}) \geq d = \frac{n^2}{2} - 1 - \frac{2k}{n^2}$  that is equivalent to proving that  $\frac{|M_{A'}|}{|A'|} + \frac{|M_{B'}|}{|B'|} \leq \frac{2(|M_{A'}| + |M_{B'}|)}{|A'| + |B'|}$ .

Thus the difference

$$\begin{aligned} & \frac{2(|M_{A'}| + |M_{B'}|)}{|A'| + |B'|} - \left( \frac{|M_{A'}|}{|A'|} + \frac{|M_{B'}|}{|B'|} \right) = \\ &= \frac{1}{|A'| + |B'|} \left( 2|M_{A'}| + 2|M_{B'}| - \frac{|A'| + |B'|}{|A'|} |M_{A'}| - \frac{|A'| + |B'|}{|B'|} |M_{B'}| \right) = \\ &= \frac{1}{|A'| + |B'|} \frac{1}{|A'|} \frac{1}{|B'|} (|A'| |B'| |M_{A'}| + |A'| |B'| |M_{B'}| - |B'|^2 |M_{A'}| - |A'|^2 |M_{B'}|) = \\ &= \frac{1}{|A'| + |B'|} \frac{1}{|A'|} \frac{1}{|B'|} (|A'| - |B'|) (|B'| |M_{A'}| - |A'| |M_{B'}|) \end{aligned}$$

Wlog we can consider that  $|A'| \geq |B'|$ , that implies  $|B'| \leq \frac{n^2}{2}$ . From Lemma 25 for the cubic graph  $G_1$  and partition  $\{A', B'\}$ , we have  $|A'| + \frac{2}{3} \cdot |M_{B'}| = |B'| + \frac{2}{3} \cdot |M_{A'}|$ . Using that  $|A'| = n^2 - |B'|$  and  $|M_{A'}| = k - |M_{B'}|$ , we have  $n^2 - |B'| + \frac{2}{3} \cdot |M_{B'}| = |B'| + \frac{2}{3} \cdot (k - |M_{B'}|)$  and thus  $|M_{B'}| = \frac{3}{4}(2|B'| + \frac{2}{3}k - n^2)$ .

Thus,

$$\begin{aligned} |B'| |M_{A'}| - |A'| |M_{B'}| &= |B'| (k - |M_{B'}|) - (n^2 - |B'|) |M_{B'}| = |B'| k - n^2 |M_{B'}| = \\ &= |B'| k - n^2 \frac{3}{4} \left( 2|B'| + \frac{2}{3}k - n^2 \right) = \left( |B'| - \frac{n^2}{2} \right) \left( k - \frac{3n^2}{2} \right) \end{aligned}$$

Since  $|B'| \leq \frac{n^2}{2}$  and  $k \leq \frac{n^2}{2} \leq \frac{3n^2}{2}$  we can conclude that

$$\frac{2(|M_{A'}| + |M_{B'}|)}{|A'| + |B'|} - \left( \frac{|M_{A'}|}{|A'|} + \frac{|M_{B'}|}{|B'|} \right) \geq 0$$

## XX:16 Dense Graph Partitioning

Thus, the partition  $\mathcal{P} = \{A', B'\}$  has the density  $d(\mathcal{P}) \geq d = \frac{n^2}{2} - 1 - \frac{2k}{n^2}$ .

Let  $\mathcal{P}'$  be a partition of  $G'$  of density  $d(\mathcal{P}') \geq d = \frac{n^2-2}{2} - \frac{2k}{n^2}$ . We will prove that  $\mathcal{P}'$  has exactly two parts  $A'$  and  $B'$  such that  $A = A' \cap V$  and  $B = B' \cap V$  is a partition of  $G$  whose uncut value is at most  $k$ .

Suppose that  $|\mathcal{P}'| \geq 3$ . Then, using Lemma 2, we have  $d(\mathcal{P}') \leq \frac{n^2-|\mathcal{P}'|}{2} \leq \frac{n^2-3}{2} = \frac{n^2-2}{2} - \frac{1}{2}$ . Since  $k \leq \frac{n}{2}$  and  $n \geq 6$  then  $\frac{2k}{n^2} < \frac{1}{2}$ . Then  $d(\mathcal{P}') < \frac{n^2-2}{2} - \frac{2k}{n^2} = d$  which is a contradiction. Then  $|\mathcal{P}'| < 3$ .

Suppose that  $|\mathcal{P}'| = 1$ . Since  $G'$  is  $(n^2 - 4)$ -regular, its density is  $d(\mathcal{P}') = \frac{n^2-1}{2} - \frac{3}{2} = \frac{n^2-2}{2} - 1 < \frac{n^2-2}{2} - \frac{2k}{n^2} = d$  which is a contradiction. Then  $|\mathcal{P}'| > 1$ . We conclude that  $|\mathcal{P}| = 2$ .

Let  $A'$  and  $B'$  be the two parts of  $\mathcal{P}$ . Let  $M_{A'}$ , resp.  $M_{B'}$ , be the set of missing edges in  $G'[A']$ , resp.  $G'[B']$ . Remark that if  $|M_{A'}| + |M_{B'}| \leq k$  then  $|M_A| + |M_B| \leq k$  and then there is a cut of size at least  $k$  between  $A$  and  $B$  in  $G$ . What it remains to prove is that  $|M_{A'}| + |M_{B'}| \leq k$ .

As a first step we will show the following inequality we need later  $\frac{|M_{A'}| + |M_{B'}|}{\frac{n^2}{2} + \frac{|M_{A'}| + |M_{B'}|}{3}} \leq \frac{|M_{A'}|}{|A'|} + \frac{|M_{B'}|}{|B'|}$ . In order to prove this, we consider the following difference

$$\frac{|M_{A'}|}{|A'|} + \frac{|M_{B'}|}{|B'|} - \frac{|M_{A'}| + |M_{B'}|}{\frac{|A'| + |B'|}{2} + \frac{|M_{A'}| + |M_{B'}|}{3}}$$

By removing the denominator we get

$$\begin{aligned} & |M_{A'}||B'| \left( \frac{|A'| + |B'|}{2} + \frac{|M_{A'}| + |M_{B'}|}{3} \right) + |M_{B'}||A'| \left( \frac{|A'| + |B'|}{2} + \frac{|M_{A'}| + |M_{B'}|}{3} \right) \\ & - (|M_{A'}| + |M_{B'}|)|A'||B'| = \\ & = |M_{A'}||B'| \left( \frac{|B'|}{2} + \frac{|M_{A'}|}{3} + \frac{|M_{B'}|}{3} - \frac{|A'|}{2} \right) + |M_{B'}||A'| \left( \frac{|A'|}{2} + \frac{|M_{B'}|}{3} + \frac{|M_{A'}|}{3} - \frac{|B'|}{2} \right) = \end{aligned}$$

From Lemma 25 for the cubic graph  $G_1$  and partition  $\{A', B'\}$ , we have  $|A'| + \frac{2}{3}|M_{B'}| = |B'| + \frac{2}{3}|M_{A'}|$ , which implies that  $\frac{|A'|}{2} = \frac{|B'|}{2} + \frac{|M_{A'}|}{3} - \frac{|M_{B'}|}{3}$  and  $\frac{|B'|}{2} = \frac{|A'|}{2} + \frac{|M_{B'}|}{3} - \frac{|M_{A'}|}{3}$  and then we get

$$\begin{aligned} & = |M_{A'}||B'| \left( \frac{|B'|}{2} + \frac{|M_{A'}|}{3} + \frac{|M_{B'}|}{3} - \left( \frac{|B'|}{2} + \frac{|M_{A'}|}{3} - \frac{|M_{B'}|}{3} \right) \right) \\ & + |M_{B'}||A'| \left( \frac{|A'|}{2} + \frac{|M_{B'}|}{3} + \frac{|M_{A'}|}{3} - \left( \frac{|A'|}{2} + \frac{|M_{B'}|}{3} - \frac{|M_{A'}|}{3} \right) \right) = \\ & = |M_{A'}||B'| \frac{2|M_{B'}|}{3} + |M_{B'}||A'| \frac{2|M_{A'}|}{3} \end{aligned}$$

Since  $|M_{A'}|$ ,  $|M_{B'}|$ ,  $|A'|$  and  $|B'|$  are positive integers then  $\frac{|M_{A'}|}{|A'|} + \frac{|M_{B'}|}{|B'|} - \frac{|M_{A'}| + |M_{B'}|}{\frac{n^2}{2} + \frac{|M_{A'}| + |M_{B'}|}{3}} \geq 0$ .

We conclude that  $\frac{|M_{A'}| + |M_{B'}|}{\frac{n^2}{2} + \frac{|M_{A'}| + |M_{B'}|}{3}} \leq \frac{|M_{A'}|}{|A'|} + \frac{|M_{B'}|}{|B'|}$ .

Finally, we show that  $|M_{A'}| + |M_{B'}| \leq k$  using the previous inequality. Let  $x = |M_{A'}| + |M_{B'}|$ . In order to finalize the proof, we suppose that  $x > k$  and we will arrive at a contradiction, that is  $d(\mathcal{P}') < d$ . Consider the following difference

$$d - d(\mathcal{P}') = \frac{n^2 - 2}{2} - \frac{2k}{n^2} - \left( \frac{n^2 - 2}{2} - \frac{|M_{A'}|}{|A'|} - \frac{|M_{B'}|}{|B'|} \right) = \frac{|M_{A'}|}{|A'|} + \frac{|M_{B'}|}{|B'|} - \frac{2k}{n^2}$$

Since  $\frac{x}{\frac{n^2}{2} + \frac{x}{3}} \leq \frac{|M_{A'}|}{|A'|} + \frac{|M_{B'}|}{|B'|}$  then

$$d - d(\mathcal{P}') \geq \frac{x}{\frac{n^2}{2} + \frac{x}{3}} - \frac{2k}{n^2} = \frac{x \cdot n^2 - k \cdot n^2 - \frac{2x \cdot k}{3}}{(\frac{n^2}{2} + \frac{x}{3}) \cdot n^2}$$

Since  $x$  and  $k$  are integers, then  $x \geq k + 1$ , and by removing the denominator, we get

$$\geq (k + 1) \cdot (n^2 - \frac{2}{3} \cdot k) - k \cdot n^2 = n^2 - \frac{2}{3} \cdot k^2 - \frac{2}{3} \cdot k$$

Since  $k \leq \frac{n}{2}$  it follows that  $n^2 - \frac{2}{3} \cdot k^2 - \frac{2}{3} \cdot k > 0$ . This finally gives  $d(\mathcal{P}') < d$ , a contradiction to the choice of  $\mathcal{P}'$  as partition with density at least  $d$ , and we hence conclude that  $|M_{A'}| + |M_{B'}| \leq k$ .

Overall, it follows that if  $d(\mathcal{P}') \geq \frac{n'-2}{2} - \frac{2k}{n^2}$  then there is a partition  $\{A, B\}$  with an uncut of size at most  $k$ . ◀

At the end of this section we show that a partition into three cliques provides a good approximation of the problem.

► **Lemma 27.** *Let  $G = (V, E)$  be a  $(n - 4)$ -regular graph and  $\mathcal{P}$  any partition of  $V$ . Then  $d(\mathcal{P}) \leq \frac{n}{2} - 1$ .*

**Proof.** If  $|\mathcal{P}| = 1$  then  $d(\mathcal{P}) = \frac{n-4}{2}$ . Suppose that  $|\mathcal{P}| \geq 2$ , the density is maximized when for every  $P \in \mathcal{P}$ ,  $G[P]$  is a clique. Then  $d(\mathcal{P}) = \sum_{P \in \mathcal{P}} \frac{|P|-1}{2} \leq \frac{n}{2} - 1$ . ◀

► **Theorem 28.** *There is an efficient polynomial time approximation scheme for MAX DENSE GRAPH PARTITION on  $(n - 4)$ -regular graphs.*

**Proof.** Let  $I = G$  be a graph on  $n$  vertices and  $(n - 4)$ -regular, instance of MAX DENSE GRAPH PARTITION. Let  $\overline{G}$  be the complementary graph of  $G$ . By Brooks' theorem, we know that there is a 3-coloration of  $\overline{G}$  that can be found in polynomial time [15].

We establish in the following an eptas. Given  $\varepsilon > 0$ , consider two cases. If  $n \geq 3 + \frac{1}{\varepsilon}$ , then let  $\mathcal{P}$  be a partition, that corresponds to a 3-coloration of  $\overline{G}$ , that is each part is a clique in  $G$ . Then  $d(\mathcal{P}) = \frac{n}{2} - \frac{3}{2}$ . By Lemma 27 we know that  $\text{opt}(I) \leq \frac{n}{2} - 1$ . Thus  $d(\mathcal{P}) \geq \frac{n/2-1}{1+\varepsilon} \geq \frac{\text{opt}(I)}{1+\varepsilon}$ .

Otherwise, that is  $n < 3 + \frac{1}{\varepsilon}$ , enumerate all the partitions of  $G$  and consider the best one. Since the number of partitions of  $G$  is the Bell number of order  $|V| = n$ ,  $B_n$ , and that  $B_n \leq n^n$ , we get an optimal solution in time  $O((1/\varepsilon)^{1/\varepsilon})$ . ◀

## 6 Conclusion

In order to have a better understanding of the complexity of MAX DENSE GRAPH PARTITION it would be nice to study it on other graph classes. It was proved to be polynomial-time solvable on trees, but the complexity on graphs of bounded treewidth remains open. Moreover no result exists on split graphs. Concerning the approximation, no lower bound was established, it would be nice to improve the 2-approximation algorithm or to show that no polynomial-time approximation scheme exist on general instances.

---

**References**


---

- 1 Sanjeev Arora, David R. Karger, and Marek Karpinski. Polynomial time approximation schemes for dense instances of np-hard problems. *Journal of Computer and System Sciences*, 58(1):193–210, 1999.
- 2 Haris Aziz, Serge Gaspers, Joachim Gudmundsson, Julián Mestre, and Hanjo Taubig. Welfare maximization in fractional hedonic games. In *Proceedings of the 24th International Joint Conference on Artificial Intelligence, IJCAI 2015*, pages 468–474. AAAI Press, 2015.
- 3 Piotr Berman and Marek Karpinski. On some tighter inapproximability results (extended abstract). In Jiri Wiedermann, Peter van Emde Boas, and Mogens Nielsen, editors, *Proceedings of the 26th International Colloquium on Automata, Languages and Programming, ICALP 1999*, volume 1644 of *LNCS*, pages 200–209. Springer, 1999.
- 4 Aditya Bhaskara, Moses Charikar, Eden Chlamtac, Uriel Feige, and Aravindan Vijayaraghavan. Detecting high log-densities: an  $O(n^{1/4})$  approximation for densest  $k$ -subgraph. In Leonard J. Schulman, editor, *Proceedings of the 42nd ACM Symposium on Theory of Computing, STOC 2010, Cambridge, Massachusetts, USA, 5-8 June 2010*, pages 201–210. ACM, 2010.
- 5 Aydin Buluç, Henning Meyerhenke, Ilya Safro, Peter Sanders, and Christian Schulz. Recent advances in graph partitioning. In Lasse Kliemann and Peter Sanders, editors, *Algorithm Engineering - Selected Results and Surveys*, volume 9220 of *Lecture Notes in Computer Science*, pages 117–158. Springer, 2016.
- 6 Derek G. Corneil and Yehoshua Perl. Clustering and domination in perfect graphs. *Discrete Applied Mathematics*, 9(1):27–39, 1984.
- 7 Marek Cygan, Fedor V. Fomin, Lukasz Kowalik, Daniel Lokshtanov, Dániel Marx, Marcin Pilipczuk, Michal Pilipczuk, and Saket Saurabh. *Parameterized Algorithms*. Springer, 2015.
- 8 Julien Darlay, Nadia Brauner, and Julien Moncel. Dense and sparse graph partition. *Discrete Applied Mathematics*, 160(16-17):2389–2396, 2012.
- 9 Rodney G. Downey and Michael R. Fellows. *Fundamentals of Parameterized Complexity*. Texts in Computer Science. Springer, 2013.
- 10 Uriel Feige, Guy Kortsarz, and David Peleg. The dense  $k$ -subgraph problem. *Algorithmica*, 29(3):410–421, 2001.
- 11 Santo Fortunato. Community detection in graphs. *Physics Reports*, 486:75–174, 2010.
- 12 M. R. Garey, D. S. Johnson, and L. Stockmeyer. Some simplified NP-complete graph problems. *Theoretical Computer Science*, 1(3):237–267, 1976.
- 13 Andrew V. Goldberg. *Finding a maximum density subgraph*. University of California Berkeley, 1984.
- 14 Teofilo F. Gonzalez. Clustering to minimize the maximum intercluster distance. *Theoretical Computer Science*, 38:293–306, 1985.
- 15 Howard J. Karloff. An NC algorithm for Brooks’ theorem. *Theoretical Computer Science*, 68(1):89–103, 1989.
- 16 Subhash Khot. Ruling out PTAS for graph min-bisection, dense  $k$ -subgraph, and bipartite clique. *SIAM J. Comput.*, 36(4):1025–1071, 2006.
- 17 Mark E. J. Newman. Detecting community structure in networks. *The European Physical Journal B - Condensed Matter and Complex Systems*, 38(2):321–330, 2004.
- 18 Satu Elisa Schaeffer. Graph clustering. *Computer Science Review*, 1(1):27–64, 2007.