

# Practical quantum multiparty signatures using quantum key distribution networks

E.O. Kiktenko,<sup>1,2,3,4</sup> A.S. Zelenetsky,<sup>2,3</sup> and A.K. Fedorov<sup>2,3,4</sup>

<sup>1</sup>*Steklov Mathematical Institute of Russian Academy of Sciences, Moscow 119991, Russia*

<sup>2</sup>*Russian Quantum Center, Skolkovo, Moscow 143025, Russia*

<sup>3</sup>*QApp, Skolkovo, Moscow 143025, Russia*

<sup>4</sup>*Moscow Institute of Physics and Technology, Moscow Region 141700, Russia*

(Dated: July 28, 2021)

Digital signatures are widely used for providing security of communications. At the same time, the security of currently deployed digital signature protocols is based on unproven computational assumptions. An efficient way to ensure an unconditional (information-theoretic) security of communication is to use quantum key distribution (QKD), whose security is based on laws of quantum mechanics. In this work, we develop an unconditionally secure signatures (USS) scheme that guarantees authenticity and transferability of arbitrary length messages in a QKD network. In the proposed setup, the QKD network consists of two subnetworks: (i) the internal network that includes the signer and with limitation on the number of malicious nodes, and (ii) the external one that has no assumptions on the number of malicious nodes. A price of the absence of the trust assumption in the external subnetwork is a necessity of the assistance from an internal subnetwork recipients for the verification of message-signature pairs by external subnetwork recipients. We provide a comprehensive security analysis of the developed scheme, perform an optimization of the scheme parameters with respect to the secret key consumption, and demonstrate that the developed scheme is compatible with the capabilities of currently available QKD devices.

## I. INTRODUCTION

An essential task for modern society is to guarantee the identity of a sender and the authenticity of a message within electronic communications. This problem can be solved with the use of digital signatures [1]. Importantly, digital signatures also guarantee that messages are transferable, so a forwarded message could also be accepted as valid. Currently deployed digital signatures are mostly based on unproven computational assumptions, such as the computational complexity of factoring large integers or computing discrete logarithms. This task is believed to be computationally hard for classical computers, but it appeared to be solved in polynomial time using a large-scale quantum computer [2]. This fact stimulates active research on the possibility of realizing digital signature, which are resistant to attacks with quantum computers.

One particular option is to use quantum signatures that provide an unconditional (information-theoretic) level of security. In the seminal theoretical proposal [3] a quantum version of Lamport's one-time signature scheme [4] based on a one-way quantum function was considered. Alternative scheme that is based on a quantum one-way function and the involvement of a trusted party was proposed in Ref. [5]. Theoretical proposals were followed by the first experimental demonstration reported in Ref. [6]. Unfortunately, all these schemes require efficient quantum memory, which is still at an immature technology stage. The important step towards developing quantum signatures is removing the demanding requirement of quantum memory considered both theoretically [7–12] and experimentally [13–15].

An important class of quantum signature schemes (see Refs. [11, 15]), is the one based entirely on the QKD technology [16–19], which is currently available at the com-

mercial level. In a sense, this approach follows the development of 'classical' (traditional) unconditionally secure signatures schemes [12, 20–25] that provide authenticity and transferability of (classical) messages based on some resource such as authenticated broadcast channel and secret authenticated classical channels. Since the QKD provides legitimate parties with unconditionally secure symmetric keys, any USS scheme that requires secret authenticated classical channels appears to be suitable for implementation in contemporary QKD networks.

However, several obstacles prevents the practical deployment of QKD-assisted USS schemes [11, 15] as well other quantum signature schemes [8, 10, 13, 14]. The first one is that all these schemes are analyzed for a network consisting of three parties only. The second one is that messages of the length of only a single bit were considered. These two issues are covered in Refs. [26, 27]: specifically, in Ref. [26] a multiparty QKD-assisted USS scheme was introduced, while in Ref. [27] it was proposed to employ almost strongly universal<sub>2</sub> families to sign messages of practically arbitrary length. Nevertheless, as we show in our contribution, these schemes suffer from security loopholes that appear in the realization of these schemes in practice. Moreover, the security bounds derived in security proofs Ref. [27] are based on the simplified case of 2-bit authentication tags, and though they demonstrate good asymptotic behavior of secret key consumption, they appear to be impractical for deployment in realistic QKD networks.

In the present work, we improve practicality of USS schemes. By revising the results of Ref. [27], we develop an unconditionally secure signatures (USS) scheme that guarantees authenticity and transferability of practically arbitrary length messages in a QKD network of more than four nodes. In contrast to previous designs of

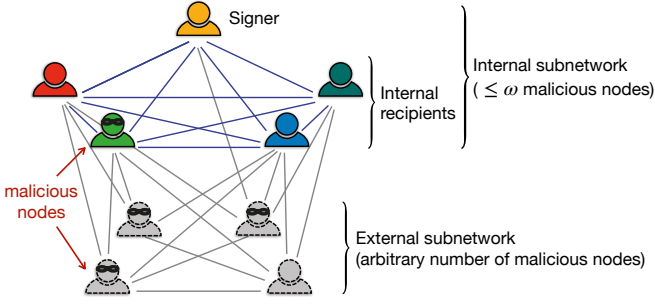


Figure 1. Organization of the QKD network used in the developed USS scheme. The signer and the set of  $N$  internal recipients are connected within all-to-all topology. Each of  $M$  external recipients is necessarily connected with at least  $2\omega + 1$  internal recipients. Requirements on secret key generation rate for the QKD links connecting nodes of internal subnetwork is higher compared to all other QKD links.

USS schemes, we consider the global network consisting of two subnetworks (see Fig. 1): the *internal* network that includes the signer and with upper bound  $\omega$  on the number of malicious nodes, and the *external* one that has no assumptions on the number dishonest user (in these terms, previously proposed schemes consider internal subnetwork only). We introduce a concept of the delegated verification that allows external recipients to verify and forward message-signature pairs by means of assistance from internal subnetwork recipients. We provide a full security analysis of the developed scheme, perform numerical optimization of the scheme parameters with respect to the secret key consumption, and demonstrate that the developed scheme is compatible with the capabilities of contemporary QKD devices.

Our work is organized as follows. In Sec. II, we describe a general scheme of the proposed QKD-assisted USS scheme. In Sec. III, we introduce the main security definitions and formulate security statements. In Sec. IV, we analyze the performance of the proposed quantum digital signature scheme. We summarize our results and conclude in Sec. V.

## II. QKD-ASSISTED USS SCHEME: THE WORKFLOW

### A. Organization of the network

We consider an operation of the USS scheme in a QKD network consisting of  $N + M + 1$  nodes, where  $N \geq 4$  and  $M \geq 0$  (see Fig. 1). Here by the QKD network we understand a set nodes (devices), which are able to communicate with ‘classical’ messages, and also are connected with pair-wise QKD setups producing unconditionally secure symmetric keys. We refer to the whole network of  $N + M + 1$  nodes as the *global* QKD network. Within this global network we distinguish two subnetworks: (i) a set of  $N + 1$  nodes labeled by  $\{\mathcal{P}_i\}_{i=0}^N$  and called an

*internal* subnetwork, and (ii) the remaining part of the global network consisting of  $M$  nodes labeled by  $\{\mathcal{E}_i\}_{i=1}^M$  and called an *external* subnetwork. In our USS scheme a message is signed by a distinguished node  $\mathcal{P}_0$ , named the *signer*. Other nodes  $\{\mathcal{P}_i\}_{i=1}^N$  and  $\{\mathcal{E}_i\}_{i=1}^M$  are called *internal* and *external recipients* correspondingly.

The difference between internal and external subnetworks, in addition to the fact that the signer belongs to the internal one, is in (i) the trust assumptions, (ii) the connectivity, (iii) the symmetric secret keys consumption, and (iv) the general verification principle. Below, we discuss all these points in detail.

*Trust assumptions.* We assume that the number of dishonest (malicious) internal nodes does not exceed some positive integer  $\omega$ , which is one of the basic parameters of our scheme. In the next section, we introduce a strict bound on  $\omega$ , but for now we note that  $\omega$  is definitely less than  $N/3$ . In contrast to the internal subnetwork, the number of dishonest nodes in the external subnetwork is unbounded. In this way, the global network can be considered as a ‘moderately trusted’ internal subnetwork surrounded by untrusted external one.

*Connectivity.* All the nodes in the internal network (the signer and internal recipients) have to be connected via pairwise QKD setups with each other in all-to-all fashion. All that is required from external recipients, is to be connected by pairwise QKD setups with at least of  $2\omega + 1$  internal recipients. Other connection between nodes are, of course, possible, but not necessary for the operation of the scheme.

*Symmetric keys consumption.* In our scheme, unconditionally secure symmetric keys obtained from QKD links are employed for the two basic purposes: (i) providing unconditionally secure symmetric encryption with one-time pads (OTPs), (ii) providing unconditionally secure authentication with almost strongly universal<sub>2</sub> (ASU<sub>2</sub>) family of functions [29]. We note that although the whole mechanism of the considered USS scheme is based on ASU<sub>2</sub> families as well, we separate the goal of providing authenticity of pairwise classical channels used in communication between nodes, and providing transferability of signatures. Next, we assume that all messages between nodes in the global network are transmitted via pairwise perfect authenticated channels. We discuss a practical justification this assumption in more detail in Sec. IV. The crucial point is that in our scheme the OTP encryption is used only in a communication between nodes of the internal subnetwork. In Sec. IV we show that corresponding key consumption turns out to be much higher than the one for providing unconditionally secure authentication. That is why secret key rate requirements for QKD links connecting internal-with-external and external-with-external recipients appear to be weaker compared to the links between internal subnetwork nodes.

*Verification principle.* The verification of a message-signature pair, produced by  $\mathcal{P}_0$ , and its forwarding within the global network can be performed both by internal

and external recipients, however the corresponding verification processes are different. Internal recipients are able to verify received message-signature pairs directly without additional communication with other nodes. External recipients have to communicate to  $2\omega + 1$  internal recipients for verification purposes. We call this verification process run by external nodes *delegated verification*.

## B. Basic idea of the scheme

Before going into the technical description of the scheme, here we sketch the general principle of the USS scheme operation. It is based on employing special ‘asymmetric’ keys distributed among the internal sub-network. In contrast to traditional digital signatures schemes, where the signer possesses a secret (private) key and recipients possess common public key, in the USS scheme, all internal recipients possess different keys that have to be kept at secret as well. Next, we refer to the key owned by the signer and used for generating signatures as the *signing* key, while the keys possessed by each internal recipient, used for validating signatures, we call *verification* keys. The external recipients do not have any special verification keys, and seek for assistance from internal recipients to verify a signature – that is delegate the verification. The additional communication in the delegated verification can be considered as a payment for the lack of any trust assumption in respect to the external recipients and milder conditions on their connectivity.

We separate the workflow of the USS into two basic stages: (i) preliminary distribution stage, where signing and verification keys are distributed among the internal network; (ii) main messaging stage, at which the signer generates a signature for some message and transmits the message-signature pair to (some of) internal or external recipients, who then are able to forward this message-signature pair to each other. The stage (ii) can also include a special *majority vote dispute resolution process* that is a consequence of the finite transferability of the considered USS scheme.

In our work, we consider a one-time scenario, where each distributed set of keys provides security for a single message-signature pair only. Surely, the developed scheme can be applied for multiple messages by means of parallel communication.

As it was already mentioned, our scheme is based employing  $ASU_2$  families that are commonly used for providing unconditionally secure authentication given that signer and recipient share symmetric keys, which we refer to as *authentication keys*. These keys are used to choose a function from an  $ASU_2$  family, and compute the corresponding *authentication tag* that is an output of the chosen function for given message to be sent. The general idea behind the considered USS scheme is that both signing and verification key consist of a number of authentication keys, and message’s signature consists of a number of authentication tags computed with different authenti-

cation keys. Each of the internal recipients knows only a part of the whole amount of authentication keys and therefore is able to verify the signature, but is not able to forge a signature for some alternative message. At the same time, the signer knows all the authentication keys but does not know a particular subset of keys possessed by a particular recipient. This condition is necessary to avoid non-transferability and repudiation of a generated message-signature pair. The required uncertainty in keys is achieved by first transferring different authentication keys (different parts of the signing key) from the signer to each of the internal recipients, and then by random shuffling of obtained keys between internal recipients in a secret from the signer. The idea behind this delegated verification is that in order to verify a message-signature pair, an external recipient communicates to  $2\omega + 1$  of internal recipients, the majority of whose is definitely honest. So, the result of the verification can be determined by the result of verification obtained by the majority of requested internal recipients.

It what follows, we consider the workflow of the scheme in detail. We note, that in general, the same notations as in Ref. [27] are used. The main differences in the workflow of our scheme compared to the proposal in Ref. [27] are summarized in Appendix A. We also provide a list of all the basic parameters of the scheme in Tab. I.

|                            |   |
|----------------------------|---|
| $N$                        | Number of recipients  |
| $\omega$                   | Maximal tolerable number of dishonest parties   |
| $a$                        | Length of signed messages   |
| $b$                        | Length of authentication tags   |
| $k$                        | Number of authentication keys in sub-blocks associated with each of recipients  |
| $l_{\max}$                 | Maximal verification level  |
| $s_0$                      | Tolerable fraction of incorrect tags for a verification of a sub-block corresponding to a particular recipient at the lowest verification level |
| $\varepsilon_{\text{tot}}$ | Security parameter of the whole scheme  |

Table I. Basic parameters of the developed QKD-assisted USS scheme.

## C. Preliminary distribution stage

We begin with a formal definition of  $ASU_2$  family that is the basis of the whole QKD-assisted USS scheme.

*Definition 1* ( $ASU_2$  family). Let  $\mathcal{A}$ ,  $\mathcal{B}$ , and  $\mathcal{K}$  be finite sets. A family of functions  $\mathcal{F} = \{f_\kappa : \mathcal{A} \rightarrow \mathcal{B}\}_{\kappa \in \mathcal{K}}$  is called  $\varepsilon$ -almost strongly universal<sub>2</sub> ( $\varepsilon$ - $ASU_2$ ) if the two following requirements are satisfied.

1. For any  $m \in \mathcal{A}$  and  $t \in \mathcal{B}$  one has  $\Pr[f_\kappa(m) = t] = |\mathcal{B}|^{-1}$  for  $\kappa$  picked uniformly at random from  $\mathcal{K}$ .
2. For any *distinct*  $m_1, m_2 \in \mathcal{A}$  and any  $t_1, t_2 \in \mathcal{B}$  one has  $\Pr[f_\kappa(m_1) = t_1 | f_\kappa(m_2) = t_2] \leq \varepsilon$  for  $\kappa$  picked uniformly at random from  $\mathcal{K}$ .

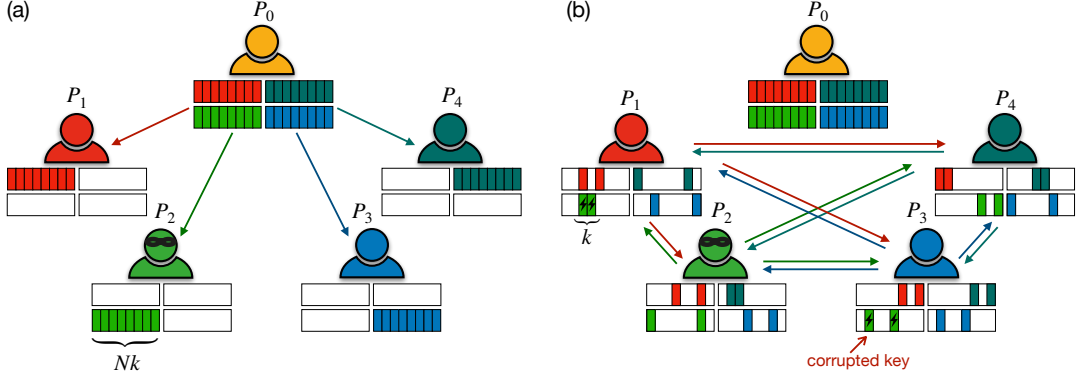


Figure 2. Scheme of the distribution stage run within the internal subnetwork. At Step 1 (a) the signer  $\mathcal{P}_0$  generates  $N^2k$  authentication keys, which define elements from the  $\text{ASU}_2$  family, and transmits  $Nk$  keys to each of recipients. Then at Step 2 (b) each recipient  $\mathcal{P}_i$  randomly splits the obtained keys into  $N$  disjoint chunks of  $k$  keys, sends  $N - 1$  chunks accompanied with corresponding key indices (in respect to the original signing key) to other recipients (one chunk for each recipient), and leaves a single chunk for himself. All the communication is secured by the OTP encryption supported by pairwise QKD links. Here  $\mathcal{P}_2$  is dishonest and sends corrupted keys to  $\mathcal{P}_1$  and  $\mathcal{P}_3$  at the second step.

If  $\epsilon = |\mathcal{B}|^{-1}$ , then  $\mathcal{F}$  is called strongly universal<sub>2</sub> ( $\text{SU}_2$ ).

Let  $a$  be an upper bound on bit-length of signed messages. In our scheme we employ a  $2^{-b+1}$ - $\text{ASU}_2$  family  $\mathcal{F} = \{f_\kappa\}_{\kappa \in \{0,1\}^y}$  of functions from  $\{0,1\}^a$  to  $\{0,1\}^b$ , where tag bit-length  $b > 1$ ,  $y = 3b + 2s$ , and integer  $s$  satisfies inequality  $a \leq (2^s + 1)(b + s)$ . The explicit construction of the family is presented in Appendix B.

The workflow of the distribution stage is the following (see also Fig. 2).

*Step 1.* Using a true random number generator, the signer  $\mathcal{P}_0$  generates  $N^2k$   $y$ -bit keys  $(\kappa_1, \kappa_2, \dots, \kappa_{N^2k})$ , where an integer  $k$  is the basic parameter of the scheme. This set is the signing key, and each  $\kappa_i$  is an authentication key used later for defining functions from the family  $\mathcal{F}$ . Then  $\mathcal{P}_0$  transmits to each  $\mathcal{P}_i$  ( $i = 1, 2, \dots, N$ ) a subset

$$(\kappa_{(i-1)Nk+1}, \kappa_{(i-1)Nk+2}, \dots, \kappa_{iNk})$$

using QKD-assisted OTP encryption.

*Step 2.* Each internal recipient  $\mathcal{P}_i$  randomly splits the obtained keys into  $N$  disjoint ordered subsets of size  $k$ . Let  $R_{i \rightarrow j} \subset \{(i-1)Nk, \dots, iNk\}$  with  $i, j \in \{1, \dots, N\}$  be an ordered subset of  $k$  key indices belonging to the chosen  $j$ th subset of  $\mathcal{P}_i$ 's keys with respect to the original set generated by the signer. Then  $\mathcal{P}_i$  transmits every  $\mathcal{P}_j$  ( $j \neq i, 0 < i, j \leq N$ ) all the keys belonging to  $j$ th subset and the corresponding indices  $R_{i \rightarrow j}$ . All the messages at this step are also secured with OTP encryption. The keys with indices from  $R_{i \rightarrow i}$  remain with  $\mathcal{P}_i$ .

In the end of the distribution stage, each internal recipient possess a set of  $Nk$  authentication keys from the original signing key generated by  $\mathcal{P}_0$ :  $k$  keys of this set come directly from the signer, and remaining  $(N - 1)k$  keys come from other  $N - 1$  recipients. We note that due to the fact that at the Step 2 recipients exchange with indices  $R_{i \rightarrow j}$ , each of recipient knows the indices of each

of his  $Nk$  keys with respect to the original set of  $N^2k$  keys (signing key) generated by the signer.

#### D. Signature generation

In order to generate a signature  $\text{Sig}_m$  for a message  $m \in \{0,1\}^a$ , the signer applies  $N^2k$  functions from the family  $\mathcal{F}$ , specified by generated authentication keys in the signing key, and obtains  $N^2k$  authentication tags:

$$\text{Sig}_m := (t_1, \dots, t_{N^2k}), \quad t_i := f_{\kappa_i}(m). \quad (1)$$

In our scheme, the transmission of a message-signature pair is accompanied by sending a *verification level*, at which this pair was accepted by the current sender. We describe the concept of the verification levels below, but for now we just require that in order to send the signed message to some internal or external node, the signer transmits a triple  $(m, \text{Sig}_m, l_{\max})$ , where positive integer  $l_{\max}$  is another basic parameter of our scheme, also discussed further.

#### E. Signature verification

To describe the verification procedure, we first require to introduce two important concepts: Verification levels and block lists.

##### 1. Verification levels

In contrast to standard computationally secure signature schemes, in the USS scheme, the verification level is specified by an integer parameter  $l \in \{0, 1, \dots, l_{\max}\}$



called verification level. The idea is that if a message-signature pair is accepted by a honest internal or external recipient at verification level  $l \geq 1$ , then the security properties of the developed scheme assures that the same message-signature pair will be accepted (with a probability close to 1) by any other internal or external honest recipient at some verification level  $l' \geq l - 1$ . At the same time, the scheme is developed in such a way, that if the sender is honest and publish a message-signature pair  $(m, \text{Sig}_m)$ , then no one is able to produce (up to negligible probability) a message-signature pair  $(m^*, \sigma^*)$  with  $m^* \neq m$  that is accepted by some honest internal or external recipient at verification level  $l \geq 0$ .

We note that in a forwarding chain  $\mathcal{R}_1 \rightarrow \mathcal{R}_2 \rightarrow \dots \rightarrow \mathcal{R}_s$  of length  $s > 2$ , where  $\mathcal{R}_i$ s are some internal or external recipients, the fact that  $\mathcal{R}_1$  accepts a message-signature pair  $(m, \sigma)$  at the verification level  $l \geq 1$  implies that *all* other honest recipients in the chain accept  $(m, \sigma)$  at verification levels  $\geq l - 1$ . This is because if some  $\mathcal{R}_i$  ( $2 < i \leq s$ ) does not accept  $(m, \sigma)$  at some level  $l' \geq l - 1$  from  $\mathcal{R}_{i-1}$ , then it appears that  $\mathcal{R}_i$  would not accept  $(m, \sigma)$  directly from  $\mathcal{R}_1$ , that contradicts our security properties (remember, that all recipients in the chain are honest, so the message-signature pair does not change). To simplify the analysis we also introduce a special rule that message-signature pair is forwarded together with the verification levels at which it have been accepted.

The maximal verification level  $l_{\max} > 0$  can be varied and belongs to the set of basic parameters of the scheme. In the next section, we formulate exact security statements related to the unforgeability and transferability, and also introduce a necessary relation between  $N$ ,  $l_{\max}$  and  $\omega$ . We also note that if the signer is honest, then security properties of our scheme imply that the original message-signature pair  $(m, \text{Sig}_m)$  will be accepted by any honest recipient at the maximal verification level  $l_{\max}$ . Of course, the situation may change if there is an intermediary malicious recipient between the honest sender and the honest recipient.

The lowest value of verification level is 0, and the fact that a message-signature pair is accepted at zero verification level by some honest recipient does not guarantees it acceptance by other honest recipients. In order to solve this issue we introduce a majority vote dispute resolution process, also discussed further in the text.

## 2. Block list

The purpose of the block list is termination of communication between honest nodes and apparently dishonest ones. It allows preventing exhaustive search forging attacks, and also helps to derive rigorous security statements about upper bounds on a probability of forging attacks.

In the preliminary distribution stage each internal (external) recipient  $\mathcal{P}_i$  ( $\mathcal{E}_j$ ) initialize an empty set

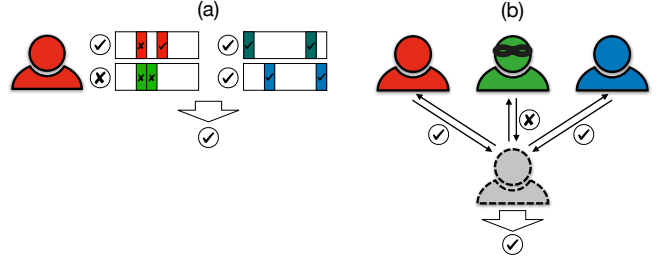


Figure 3. Signature verification by internal (a) and external (b) recipients. Internal recipient first performs tests for each of possessed signature key blocks [see Eq. (2)], and then make up a final decision based of all  $N$  test results. External recipients sends verification requests to  $2\omega + 1$  of internal recipients and then make the decision based on majority principle.

$\text{block\_list}_i^{\text{int}} := \{\}$ , ( $\text{block\_list}_j^{\text{ext}} := \{\}$ ). These sets are intended to store label of blocked nodes.

Each internal recipient  $\mathcal{P}_i$  also initializes a set of counters  $\text{cnt}_{i,i'} := 0$ , where  $i' = 1, 2, \dots, M$ . These counters are intended to keep a number of failed verification requests in the delegated verification came from particular external recipient  $\mathcal{E}_{i'}$ .

Now we are ready to formalize verification procedure for internal and external recipients.

## 3. Verification by internal recipients

Consider an internal recipient  $\mathcal{P}_i$  obtaining from some node  $\mathcal{R}$  a package  $(m, \sigma, l_{\text{rec}})$ , where  $m \in \{0, 1\}^a$ ,  $\sigma = (t_1, \dots, t_{N^2k}) \in \{0, 1\}^{b \times N^2k}$  and  $l_{\text{rec}} \geq 1$ . To verify the message-signature pair  $(m, \sigma)$  the following steps are performed [see also Fig. 3(a)].

*Step 0.*  $\mathcal{P}_i$  checks whether the sender  $\mathcal{R} \in \text{block\_list}_i^{\text{int}}$ . If it is not the case,  $\mathcal{P}_i$  proceeds with the verification. Otherwise, the package is ignored.

*Step 1.*  $\mathcal{P}_i$  performs  $N$  tests corresponding to each of  $N$  possessed blocks of  $k$  authentication keys: For each  $j \in \{1, \dots, N\}$  the value

$$T_{i,j,l}^m = \begin{cases} 1 & \text{if } \sum_{r \in R_{j \rightarrow i}} g(f_{\kappa_r}(m), t_r) < s_l k, \\ 0 & \text{otherwise,} \end{cases} \quad (2)$$

is computed. Here  $g(\cdot, \cdot)$  is a comparison function which returns 1 if its arguments are different, and 0 – otherwise; the value  $s_l$  is defined as follows:

$$s_l = (1 - l/l_{\max}) s_0, \quad s_0 \in (0, 1 - 2^{1-b}), \quad (3)$$

where  $s_0$  is the basic parameter of the scheme.

*Step 2.*  $\mathcal{P}_i$  obtains a set

$$\Lambda = \left\{ l \in \{0, \dots, l_{\max}\} : \sum_{j=1}^N T_{i,j,l}^m > T_l \right\} \quad (4)$$

where the critical number of tests is given by

$$T_l = \omega + l\omega. \quad (5)$$

One can think about  $\Lambda$  as set of verification levels at which the message-signature pair can be accepted. Note that  $\Lambda$  can appear to be empty. Then the resulting verification level is computed as the maximum in  $\Lambda$  or 'error value' -1 for empty  $\Lambda$ :

$$l_{\text{ver},i}(m, \sigma) := \begin{cases} \max \Lambda & \text{if } |\Lambda| > 0, \\ -1 & \text{otherwise.} \end{cases} \quad (6)$$

*Step 4.* If  $l_{\text{ver},i}(m, \sigma) \geq l_{\text{rec}} - 1$ , then we say that the message-signature pair is accepted by  $\mathcal{P}_i$  at verification level  $l_{\text{ver},i}(m, \sigma)$ . Otherwise, the message-signature pair is said to be rejected, and the sender  $\mathcal{R}$  is added by  $\mathcal{P}_i$  to block list:  $\mathcal{R} \rightarrow \text{block\_list}_i^{\text{int}}$ . If  $l_{\text{ver},i}(m, \sigma) \geq 1$  then  $\mathcal{P}_i$  is allowed to forward the message-signature pair to any other internal or external recipient with a package  $(m, \sigma, l_{\text{ver},i}(m, \sigma))$ .

#### 4. Delegated verification by external nodes

Next we describe verification of a proper package  $(m, \sigma, l_{\text{rec}})$  by an external recipient  $\mathcal{E}_i$ . The following steps are performed [see also Fig. 3 (b)].

*Step 0.*  $\mathcal{E}_i$  firstly checks whether the sender  $\mathcal{R} \in \text{block\_list}_i^{\text{ext}}$ . If it is not the case,  $\mathcal{E}_i$  proceeds with the verification. Otherwise, the package is ignored.

*Step 1.*  $\mathcal{E}_i$  chooses subset  $\Omega \subset \{1, \dots, N\}$  such that  $\mathcal{E}_i$  is connected with each of  $\mathcal{P}_{i'}$ ,  $i' \in \Omega$  by a QKD link. If the package, obtained by  $\mathcal{E}_i$ , comes from some internal node, that is  $\mathcal{R} = \mathcal{P}_j$  for some  $j$ , then  $\Omega$  has to be of size  $|\Omega| = 2\omega$  and has not to include  $j$ . Otherwise, if the package is obtained from some other external node,  $\Omega$  has to be of size  $|\Omega| = 2\omega + 1$ .  $\mathcal{E}_i$  sends each  $\mathcal{P}_{i'}$ ,  $i' \in \Omega$  a request to verify the package  $(m, \sigma, l_{\text{rec}})$ .

*Step 2.* Having received the request,  $\mathcal{P}_{i'}$  firstly checks whether  $\mathcal{E}_i$  is in the block list  $\text{block\_list}_{i'}^{\text{int}}$ . If it the case, then the request is ignored. Otherwise,  $\mathcal{P}_{i'}$  runs verification algorithm described in Steps 1-3 from the previous subsection, forms a response  $\text{resp}_{i'} := l_{\text{ver},i'}(m, \sigma)$ , and transmits this response back to  $\mathcal{E}_i$ . Moreover, if  $l_{\text{ver},i'}(m, \sigma) < l_{\text{rec}} - 2$ , then  $\mathcal{P}_{i'}$  increments a counter  $\text{cnt}_{i',i}$ . If the counter  $\text{cnt}_{i',i}$  reaches the critical value  $M + \omega$ , then  $i'$  puts  $\mathcal{E}_i$  in the block list  $\text{block\_list}_{i'}^{\text{int}}$  (the idea behind this operation is to prevent exhaustive-search forgery attacks by using delegated verification requests).

*Step 3.*  $\mathcal{E}_i$  collects all the responses  $\text{resp}_{i'}$  from  $\mathcal{P}_{i'}$ ,  $i' \in \Omega$ . If the original package  $(m, \sigma, l_{\text{rec}})$  has been received from internal node  $\mathcal{P}_j$ , then  $j$  is added to  $\Omega$  and  $\text{resp}_j$  is set to  $l_{\text{rec}}$ . Then for each  $l \in \{-1, 0, \dots, l_{\text{max}}\}$  the set

$$\Omega_l(m, \sigma) := \{i : \text{resp}_i(m, \sigma) \geq l\} \quad (7)$$

is calculated. The result of the verification is obtained as

$$l_{\text{ver},i}^{\text{ext}}(m, \sigma) := \max\{l' : |\Omega_{l'}(m, \sigma)| \geq \omega + 1\}. \quad (8)$$

*Step 4.* If  $l_{\text{ver},i}^{\text{ext}}(m, \sigma) \geq l_{\text{rec}} - 1$  then the message-signature pair  $(m, \sigma)$  is said to be accepted at verification level  $l_{\text{ver},i}^{\text{ext}}(m, \sigma)$  by  $\mathcal{E}_i$ , and then  $\mathcal{E}_i$  is allowed to

forward the pair in the package  $(m, \sigma, l_{\text{ver},i}^{\text{ext}}(m, \sigma))$  to any other internal or external recipient. Otherwise, message signature-pair is said to be rejected, and  $\mathcal{E}_i$  blocks its sender:  $\mathcal{R} \rightarrow \text{block\_list}_i^{\text{ext}}$ .

#### F. Transferability at zero verification level

The presented verification routines contain an issue related to the minimal verification level  $l = 0$ . The following situation is possible: The verification protocol run by internal recipient  $\mathcal{P}_i$  with respect to package  $(m, \sigma, 1)$  results in  $l_{\text{ver},i}(m, \sigma) = 0$ . Then  $\mathcal{P}_i$  can be sure that  $m$  is produced by  $\mathcal{P}_0$ , however it is not guaranteed that  $(m, \sigma)$  will be accepted by other honest recipients.

In order to cope with this issue the introduce the dispute resolution majority vote process (or majority vote, for short), also employed in previous USS scheme designs [26, 27]. The majority vote is an expensive in terms of communication costs routine and is not a necessary part of the USS scheme workflow. However its potential possibility is necessary for providing security of the scheme.

We note that in the previous USS scheme designs [26, 27], an additional -1th verification level is reserved for the purposes of the majority vote process. The security of the process is justified by establishing protection against non-transferability attacks at all verification levels from  $l_{\text{max}}$  down to -1. Though, formally all the claimed security statements in [26, 27] are completely correct, there in as issue with the fact that unforgeability is provided for verification levels from  $l_{\text{max}}$  down to 0. This fact opens a security loophole related to the possibility of malicious recipient to forge a message-signature pair  $(m^*, \sigma^*)$  that is acceptable by honest recipients at -1th verification level, and then initiate the majority vote process. Then honest recipients will accept  $(m^*, \sigma^*)$  although  $m^*$  was not signed by the legitimate signer. The straightforward solution to this issue is to extend unforgeability down to  $l = -1$  as well, or increase  $l_{\text{max}}$  and consider the majority vote process at zero verification level. We choose the second solution in our work.

The operation of the majority vote employs an unconditionally secure broadcast protocol run within the set of internal recipients. For the description of the broadcast protocol we refer the reader to the seminal work [30]. Here we only remind that the broadcast protocol allows a node in the network to transmit a message to a number of other nodes in such a way, that it is guaranteed that all the honest recipients will obtain this message, and also it is guaranteed that if a honest recipient obtain a message from the broadcast protocol, then he or she can be sure that other honest recipients obtained the same message. As it is shown in Ref. [30], in the presence of no more than  $\omega$  dishonest nodes, the protocol requires  $\omega + 1$  rounds of communication, at which nodes transmits messages through unconditionally secure authentication channels between them. Moreover, the broadcast proto-

col for  $N$  parties can be realized only if  $\omega < N/3$  that is the case in our setup.

### 1. Majority vote process within the set of internal recipients

Here we describe the majority vote process. It us allowed to be launched by any internal recipient  $\mathcal{P}_i$  for a message-signature pair  $(m, \sigma)$  only in the case of  $l_{\text{ver},i}(m, \sigma) = 0$ .

*Step 1.* The initiator of a majority vote process  $\mathcal{P}_i$  broadcasts the message-signature pair  $(m, \sigma)$  to all other internal recipients.

*Step 2.* Every internal recipient  $\mathcal{P}_j$  ( $j = 1, 2, \dots, N$ ) broadcasts the result of its verification in the form  $\text{vote}_j(m, \sigma) = l_{\text{ver},j}(m, \sigma)$ .

*Step 3.* Every node computes the result of the majority vote protocol in the form

$$\text{MV}(m, \sigma) := \begin{cases} \checkmark & \text{if } \sum_{j=1}^N \widetilde{\text{vote}}_j > N/2, \\ \oslash & \text{otherwise,} \end{cases} \quad (9)$$

where

$$\widetilde{\text{vote}}_j := \begin{cases} 1 & \text{if } \text{vote}_j \geq 0, \\ 0 & \text{otherwise,} \end{cases} \quad (10)$$

and it is assumed that the vote of the initiator of the process  $\text{vote}_i = 0$ . We note, that due to properties of the broadcast protocol, all the honest internal nodes obtain the same value of  $\text{MV}(m, \sigma)$ . If the process results in  $\text{MV}(m, \sigma) = \checkmark$  ( $\oslash$ ) then  $(m, \sigma)$  is said to be accepted (rejected) by the majority vote.

One can also see that if there exists a set  $\Omega \subset \{1, 2, \dots, N\}$ , s.t.  $|\Omega| \geq \omega + 1$  and for every  $i \in \Omega$ ,  $\text{vote}_i \geq 2$ , then all honest nodes can conclude that the originator of the majority vote protocol is dishonest (with up to negligible probability of a fail). This follows from the fact that there is at least one honest recipient  $\mathcal{P}_i$  with  $i \in \Omega$ , so the originator of the majority vote should have accept  $(m, \sigma)$  at verification level  $l \geq 1$ . So the rules of the USS operation supplemented by ‘punishment’ for dishonest conduct.

### 2. Majority vote results verification by external recipients

Here we describe how an external recipient  $\mathcal{E}_i$  can obtain the results of the majority vote performed within the set of internal recipients with respect to some message-signature pair  $(m, \sigma)$ .

*Step 1.* Node  $\mathcal{E}_i$  chooses a subset  $\Omega \subset \{1, \dots, N\}$  of size  $|\Omega| = 2\omega + 1$ , such that  $\mathcal{E}_i$  is connected with every node  $\mathcal{P}_{i'}$  with  $i' \in \Omega$  by a QKD link.  $\mathcal{E}_i$  sends a majority vote verification request consisted of  $(m, \sigma)$  to every internal recipient from the set  $\Omega$ .

*Step 2.* Having received the request,  $\mathcal{P}_j$  makes a response  $\text{MV\_resp}_j := \text{MV}(m, \sigma)$  if there was a majority vote with respect to  $(m, \sigma)$ , or  $\text{MV\_resp}_j := \perp$  otherwise.

*Step 3.*  $\mathcal{E}_i$  collects all the responses  $\{\text{MV\_resp}_j\}_{j \in \Omega}$ . Let  $\#[\checkmark]$  and  $\#[\oslash]$  be number of occurrences of responses  $\checkmark$  and  $\oslash$  in  $\{\text{MV\_resp}_j\}_{j \in \Omega}$  correspondingly. The result of delegated verification of the majority vote results by external node  $\mathcal{E}_i$  is given by

$$\text{MV}_i^{\text{ext}}(m, \sigma) := \begin{cases} \checkmark & \text{if } \#[\checkmark] \geq \omega + 1, \\ \oslash & \text{if } \#[\oslash] \geq \omega + 1, \\ \perp & \text{otherwise.} \end{cases} \quad (11)$$

If  $\text{MV}_i^{\text{ext}}(m, \sigma) = \checkmark$  ( $\oslash$ ) then we say that  $(m, \sigma)$  is said to be accepted (rejected) by  $\mathcal{E}_i$  within majority vote results verification.  $\text{MV}_i^{\text{ext}}(m, \sigma) = \perp$  means there was no majority vote with respect to  $(m, \sigma)$  in the internal network. The security properties of the developed scheme assure the if  $\text{MV}_i^{\text{ext}}(m, \sigma) = \checkmark$  for some honest external recipient  $\mathcal{E}_i$ , then for every other honest external recipient  $\mathcal{E}_j$  the described majority vote verification protocol will result in  $\text{MV}_j^{\text{ext}}(m, \sigma) = \checkmark$ , as well as for any honest internal recipient it is true that  $\text{MV}(m, \sigma) = \checkmark$ .

We note, that there can be also added an extra rule that some particular external nodes can insist on running the majority vote with respect to some message-signature pair. Then after requesting no more than  $\omega + 1$  nodes the majority vote will happen ( $\omega$  nodes can be dishonest, and deny to start the voting), and each of external nodes will be able to receive its result by using the described protocol.

## III. SECURITY ANALYSIS

In this section, we introduce security definitions and corresponding security statements (all proofs are placed in Appendix C). Here we also demonstrate how the security conditions impose dependencies between basic parameters of the scheme.

### A. Signature acceptability

We start with a natural to demand that all honest (internal and external) recipients have to accept a message-signature pair  $(m, \text{Sig}_m)$  generated by the honest signer. The nontriviality of this condition for the USS scheme comes from the fact the verification key of  $\mathcal{P}_i$  contains authentication keys come from all other, including possibly malicious, recipients. These dishonest recipients can try to fail the verification procedure performed by  $\mathcal{P}_i$  with respect to  $(m, \text{Sig}_m)$  by transferring ‘rubbish’ keys at second step of the distribution stage [e.g. see  $\mathcal{P}_2$  in Fig. 2(b)]. In the original design of the USS scheme in Ref. [27] it is guaranteed an acceptance of  $(m, \text{Sig}_m)$  by any honest recipient at zero verification level. However, the acceptance of a message-signature pair  $(m, \sigma)$  exactly at zero verification level (but not at larger levels) closes off the possibility of reliable forwardings of  $(m, \sigma)$

by  $\mathcal{P}_i$  to other recipients without appealing to the majority vote process. The problem here is that  $\mathcal{P}_i$  is not able to distinguish between the two following situations. The first one is where  $\mathcal{P}_0$  is honest, and an acceptance of message-signature only at the lowest verification level is due to attack of malicious recipients coalition (but in fact,  $(m, \sigma)$  will be accepted by other honest recipients). The second situation is where  $\mathcal{P}_0$  is malicious and tries to perform non-transferability attack, discussed further. In our design we use the following definition.

**Definition 2** (Signature acceptability). We say that the USS scheme provides a *signature acceptability* if a message-signature pair generated by honest signer is accepted by any honest internal or external recipient at maximal verification level  $l_{\max}$ , that is for any  $m \in \{0, 1\}^a$ , verification procedure run by internal (external) recipient  $\mathcal{P}_i$  ( $\mathcal{E}_j$ ) with respect to the package  $(m, \text{Sig}_m, l_{\max})$  results in  $l_{\text{ver}, i}(m, \text{Sig}_m) = l_{\max}$  ( $l_{\text{ver}, j}^{\text{ext}}(m, \text{Sig}_m) = l_{\max}$ ), assuming that the sender of this package is not in the block list of  $\mathcal{P}_i$  ( $\mathcal{E}_j$ ).

The signature acceptability property guarantees that malicious recipients are not able to decrease transferability by cheating during the distribution stage. This condition leads to appearance of an upper bound on a number of dishonest participants  $\omega$  depending on a maximal verification level  $l_{\max}$ .

**Theorem 1** (Upper bound on  $\omega$ ). The USS scheme, described in the text, provides the signature acceptability if and only if

$$\omega < \frac{N}{2 + l_{\max}}. \quad (12)$$

We design our scheme to possess the signature acceptability, so we assume that (12) is fulfilled. We note that from (12) it follows that  $\omega < N/3$ , since  $l_{\max}$  is positive integer. Moreover, to have  $\omega = 1$  it is necessary to have  $N \geq 4$ .

## B. Signature unforgeability

The second security property relates to the assurance that no one, other than the signer, can generate a valid signature. To describe this condition we firstly introduce a formal definition of a signature forgery.

**Definition 3** (Signature forgery). Consider a situation where there is a coalition of dishonest recipients. Let the coalition possess a valid message-signature pair  $(m, \text{Sig}_m)$ . Suppose, that for some message  $m^* \neq m$  the coalition generates a guess for a corresponding signature  $\sigma^*$ . If the pair  $(m^*, \sigma^*)$  is accepted by at least one honest internal (external) recipient  $\mathcal{P}_i$  ( $\mathcal{E}_j$ ) at some verification level  $l \geq 0$ , then we say that *forgery* event happened.

We note that the introduced definition of a forgery in an extended way in compare with what is used in Ref. [27]. In particular, it includes the consideration

of the lowest verification level employed in the majority vote process. The motivation of such an extension of the forgery definitions comes from the security issues described in Sec. II F.

The following theorem states that in the considered USS scheme probability of forgery drops exponentially with value of  $k$ .

**Theorem 2** (Probability of forgery). For the USS scheme described in the text, the following upper bounds on a forgery event hold:

$$\Pr[\text{Forgery}] < J(N, M, \omega) 2^{-k(b-1)\left(1-s_0-\frac{H_2(s_0)}{b-1}\right)} \quad (13)$$

for  $s_0 < 1/2$ , and

$$\Pr[\text{Forgery}] < J(N, M, \omega) e^{-2k(1-s_0-2^{1-b})^2} \quad (14)$$

for  $s_0 < 1 - 2^{1-b}$ , where

$$J(N, M, \omega) := N^2(\omega + M(\omega + M)) \quad (15)$$

and  $H_2(\cdot)$  is a standard Shannon binary entropy.

We note that although the first bound (13) is more tight, the second bound (14) appears to be more practical in consideration of both unforgeability and transferability conditions.

## C. Message transferability

The third condition relates to the requirement that if honest (internal or external) recipient accepts message-signature pair at verification level  $l \geq 1$ , then another honest recipient will accept the same pair at least at the  $(l-1)$ th verification level. A crucial difference compared to the previous condition is that the sender may belong to the coalition of dishonest participants.

**Definition 4** (Non-transferability). Consider a situation where there is a coalition of dishonest nodes ( $\mathcal{P}_0$  may or may not belong to this coalition). Let the coalition outputs a message-signature pair  $(m, \sigma)$ . We say that a non-transferability event happens if some honest internal or external recipient accepts  $(m, \sigma)$  at verification level  $l \geq 1$ , but other internal or external recipient do not accept  $(m, \sigma)$  at any verification level  $l' \geq l-1$ .

We note that, in contrast to previous USS scheme designs [26, 27] we also include a possibility that the malicious coalition does not include the signer  $\mathcal{P}_0$ . Such coalition may try to corrupt the valid signature  $\text{Sig}_m \rightarrow \sigma$  in such a way that  $(m, \sigma)$  is accepted by  $\mathcal{P}_i$  at the verification level  $l \geq 1$ , but is rejected by  $\mathcal{P}_j$  at the verification level  $l' = l-1$ .

The next theorem states that the probability of non-transferability event also drops down exponentially with the value of  $k$ .

**Theorem 3** (Probability of non-transferability). For the USS scheme, described in the text, the following upper



bound on probability of non-transferability event holds true:

$$\Pr[\text{Non-transferability}] \leq 2N^2(N-1)e^{-k\Delta s^2/2}, \quad (16)$$

where  $\Delta s = s_0/l_{\max}$ .

Comparing Eqs. (13), (14) and (16) one can see that  $s_0$  affects unforgeability and non-transferability bounds in opposite ways: Increasing  $s_0$  improves the non-transferability bound but weakens unforgeability one. Thus, we come to a necessity of optimizing  $s_0$  with respect to desired security parameters in practical realization of the scheme.

#### D. Non-repudiation

The next security property we consider is non-repudiation. It states the sender is not able to refuse authorship of a signed message. One can see that this condition closely relates to the transferability. In line with a design of the USS scheme in Ref. [27], we consider repudiation issue in the context of majority vote process.

*Definition 5* (Repudiation). Suppose that a coalition of dishonest nodes ( $\mathcal{P}_0$  may or may not belong to this coalition) outputs a message-signature pair  $(m, \sigma)$ . We say that a repudiation event happens if some honest (internal or external) recipient accepts  $(m, \sigma)$  at the verification level  $l \geq 1$ , but the majority vote results in  $MV(m, \sigma) = \emptyset$ .

We state that the probability of repudiation event can be upper bounded the same expression as the non-transferability.

*Theorem 4* (Probability of repudiation). For the USS scheme, described in the text, the following holds true

$$\Pr[\text{Repudiation}] \leq \Pr[\text{Non-transferability}]. \quad (17)$$

We end up this subsection by stating the relation between the results of majority vote process performed by internal recipients and majority vote results verification by external recipients.

*Theorem 5* (Proper operation of the majority vote results verification). If the majority vote results verification with respect to message-signature pair  $(m, \sigma)$  is run by external recipient  $\mathcal{E}_i$  in the absence of corresponding majority vote run by internal recipients, then it outputs  $MV_{m, \sigma}^{\text{ext}} = \perp$ . Otherwise,  $MV_i^{\text{ext}}(m, \sigma) = MV(m, \sigma)$ .

#### E. Security of block lists operation

The final security statement is related to a block lists operation.

*Definition 6* (False blocking). We say that a *false blocking* event happens if some honest internal or external recipient appears in a block list of some other honest internal or external recipient.

It appears that the probability of this undesirable event can be upper bounded by probability of forgery and non-transferability.

*Theorem 6* (Proper block lists operation). For the USS scheme, described in the text, the following upper bound on a probability of the false blocking event holds true:

$$\begin{aligned} \Pr[\text{False blocking}] \\ \leq \Pr[\text{Forgery}] + \Pr[\text{Non-transferability}]. \end{aligned} \quad (18)$$

Thus, according to Theorems 2 and 3 the probability of false blocking is upper bounded by a function decreasing exponentially with  $k$ .

### IV. PERFORMANCE ANALYSIS

Here we discuss practical aspects of implementing the considered QKD-based USS scheme. We are particularly interested in the consumption of symmetric keys, generated within the internal QKD subnetwork and used for providing OTP encryption at the preliminary distribution stage.

Let us introduce a security parameter  $\varepsilon_{\text{tot}}$  that bounds probabilities on successful forgery and non-transferability events as follows:

$$\begin{aligned} \Pr[\text{Forgery}] &\leq \frac{\varepsilon_{\text{tot}}}{2}, \\ \Pr[\text{Non-transferability}] &\leq \frac{\varepsilon_{\text{tot}}}{2}. \end{aligned} \quad (19)$$

From the practical point of view, it is reasonable to fix the value of  $\varepsilon_{\text{tot}}$  at the level of QKD security parameter, which is commonly of the order of  $10^{-9} \dots 10^{-12}$  [36].

There are two basic types of links within the internal subnetwork: (i) links between the signer and a internal recipients; (ii) links between internal recipients. We denote these types as ‘sr’ and ‘rr’, correspondingly. The key consumption for each type of links in the distribution stage is given by

$$L_{\text{sr}} = Nky, \quad L_{\text{rr}} = 2k(y + \lceil \log_2 Nk \rceil), \quad (20)$$

where, remember,  $N$  is a number of internal recipients,  $y$  is a length of a key defining an element from employed  $\text{ASU}_2$  family, and  $k$  is a single block authentication keys number appearing in decaying exponents of Eq. (13), (14), and (16). We also note that  $y$  scales logarithmically with the maximal message length  $a$ . The total key consumption for all links in the internal subnetwork can be calculated as follows:

$$L_{\text{tot}} = NL_{\text{sr}} + \frac{N(N-1)}{2} L_{\text{rr}}. \quad (21)$$

Substituting Eq. (20) in Eq. (21), we see that the total key consumption generally scales as  $N^2$  with a growth of internal subnetwork size  $N$ . The dependence on the

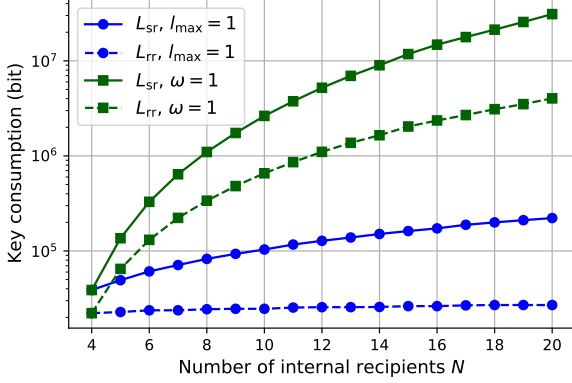


Figure 4. Secret key consumption required for OTP encryption at the preliminary distribution stage is shown as a function of the number of internal recipients  $N$  for different values of  $l_{\max}$  and  $\omega$  satisfying trade-off (12). Signed message is of length  $a = 8$  Mbit, security parameter  $\varepsilon = 10^{-10}$ , and number of external recipients  $M = 5$ .

size  $M$  of the external subnetwork appears in the upper bound on the forgery event and is logarithmic.

In order to compute the key consumption, we solve numerically the constraint optimization problem of minimizing  $L_{\text{tot}}$  with respect to the value of  $k$ , tag length  $b$ , and tolerable fraction of incorrect tags  $s_0$ , keeping fulfillment of Ineqs. (19) for prefixed values of message length  $a$ , security parameter  $\varepsilon_{\text{tot}}$ , number of internal recipients  $N$ , number of internal recipients  $M$ , maximal number of dishonest nodes in the internal subnetwork  $\omega$ , and maximal verification level  $l_{\max}$ .

To demonstrate the results, we consider two regimes of the USS scheme operation that corresponds to extreme cases of the trade-off between  $l_{\max}$  and  $\omega$  given by Eq. (12). The first one, which we call a ‘minimal transferability’ regime, is characterized by the minimal nontrivial value of  $l_{\max} = 1$  and the maximal possible value of  $\omega = \lceil N/3 \rceil - 1$ . The second one, which we call a ‘maximal transferability’ regime, is characterized by  $l_{\max} = N - 2$ , and  $\omega = 1$ .

First, we present the resulting key consumption as the function of  $N$  for the case of  $a = 8$  Mbit,  $\varepsilon_{\text{tot}} = 10^{-10}$ , and  $M = 5$  in Fig. 4. One can see that the key consumption is strongly affected by the value of  $l_{\max}$ , and the ‘maximal transferability’ regime appears to be the most costly.

To provide a more detailed picture, we also present results of optimization for some particular configurations of the USS scheme in Table II. One can see that even in the worst considered case, the key consumption is of the order of tens Mbit per link. Also note that increasing the message length from 8 Mbit to 32 Mbit, as well as increasing the security level from  $\varepsilon_{\text{tot}} = 10^{-10}$  to  $\varepsilon_{\text{tot}} = 10^{-12}$ , and increasing the number of external recipients from  $M = 10$  to  $M = 100$  has a mild effect on key consumption. Given

the fact that modern QKD devices demonstrate the capacity of key generation of several Mbit per second [37], we can conclude that the developed QKD-assisted USS scheme appears to be suitable for signing a message per about ten seconds in moderate QKD networks consisting of about ten nodes.

Finally, we remind that the workflow of the considered scheme is based on using perfect authenticated channels between all the parties in the network, and establishing these channels implies symmetric keys consumption as well. Recent progress in the development of lightweight unconditionally secure authentication schemes [32] shows that using key recycling technique [33] allows decreasing key consumption for providing  $(\varepsilon_{\text{QKD}} + \varepsilon_{\text{auth}})$ -secure authentic channel down to

$$L_{\text{auth}} = \lfloor -\log_2 \varepsilon_{\text{auth}} \rfloor + 1 \quad (22)$$

bits per message, where  $\varepsilon_{\text{QKD}}$  is the security level of employed symmetric key obtained with QKD (see Ref. [32] for more details). So, even considering  $\varepsilon_{\text{auth}}$  several orders smaller than  $\varepsilon_{\text{tot}}$ , we have the key consumption for the single authenticated channel to be of the order of tens of bits, that is practically negligible compared to the consumption in the main USS scheme (e.g. in the case of  $\varepsilon_{\text{auth}} = 10^{-14}$  one has  $L_{\text{auth}} = 47$  bits).

It is required  $L_{\text{auth}}$  ( $2L_{\text{auth}}$ ) bits of symmetric keys from ‘sr’ (‘rr’) links at the distribution stage, and then  $L_{\text{auth}}$  key from each link on a route of a message-signature transfer through the global network. The broadcast channels in the majority vote process require no more than  $(\omega + 1)L_{\text{auth}}$  bits of symmetric keys from ‘rr’ links, and  $N$  broadcast channels are required in total. Thus, e.g. for  $N = 10$  and  $\varepsilon_{\text{auth}} = 10^{-14}$  the resulting key consumption from a link does not exceed several Kbits, that is much less than key consumption for providing OTPs at the preliminary distribution stage. We note that the additional optimization of the key consumption via paralleling of broadcast channels is also possible.

## V. CONCLUSION AND OUTLOOK

In the current work, we have developed a new universal hashing-based QKD-assisted multiparty USS scheme. The scheme operates in a QKD network consisting of two subnetworks: moderately trusted internal one, where the number of malicious nodes is upper bounded by threshold  $\omega$ , and untrusted external one, where the number of malicious nodes is unbounded. The signer belongs to the internal subnetwork, while the generated message-signature pair can be secure forwarded through the whole network. The absence of trust assumption with respect to external subnetwork is compensated by (i) stronger requirements on a connectivity: The nodes in the internal subnetwork have to be connected in an all-to-all fashion, while each external recipient have to be connected only with  $2\omega + 1$  internal recipients; (ii) much higher symmetric key consumption from QKD-links within the internal

| Input parameters |     |          |            |         |                            | Results of optimization |     |       |                 |                 |
|------------------|-----|----------|------------|---------|----------------------------|-------------------------|-----|-------|-----------------|-----------------|
| $N$              | $M$ | $\omega$ | $l_{\max}$ | $a$     | $\varepsilon_{\text{tot}}$ | $k$                     | $b$ | $s_0$ | $L_{\text{sr}}$ | $L_{\text{rr}}$ |
| 4                | 0   | 1        | 1          | 8 Mbit  | $10^{-10}$                 | 126                     | 6   | 0.648 | 36.4 Kbit       | 20.9 Kbit       |
| 4                | 10  | 1        | 1          | 8 Mbit  | $10^{-10}$                 | 128                     | 7   | 0.640 | 38.5 Kbit       | 22.0 Kbit       |
| 10               | 10  | 1        | 7          | 8 Mbit  | $10^{-10}$                 | 3522                    | 6   | 0.901 | 2.49 Mbit       | 0.62 Mbit       |
| 10               | 10  | 3        | 1          | 8 Mbit  | $10^{-10}$                 | 134                     | 7   | 0.642 | 103.8 Kbit      | 24.5 Kbit       |
| 10               | 10  | 2        | 2          | 8 Mbit  | $10^{-10}$                 | 394                     | 6   | 0.766 | 284.7 Kbit      | 69.3 Kbit       |
| 10               | 10  | 2        | 2          | 32 Mbit | $10^{-10}$                 | 394                     | 6   | 0.766 | 300.1 Kbit      | 72.3 Kbit       |
| 10               | 10  | 2        | 2          | 8 Mbit  | $10^{-12}$                 | 454                     | 6   | 0.767 | 328.1 Kbit      | 79.8 Kbit       |
| 10               | 100 | 2        | 2          | 8 Mbit  | $10^{-10}$                 | 406                     | 6   | 0.756 | 293.4 Kbit      | 71.4 Kbit       |

Table II. Results of the numerical optimization for different configurations of the developed QKD-assisted USS scheme. Here  $L_{\text{sr}}$  and  $L_{\text{rr}}$  are lengths of secret key required to be distributed between the signer and each of internal recipients and between each pair of recipients correspondingly. See Tab. I for definitions of other parameters.

subnetwork; and (iii) necessity of internal recipients assistance in verification process run by external recipient. The secret key consumption has logarithmic growth with a maximal signed message length that makes the scheme suitable for practical use.

We also have conducted the security analysis of the scheme and adjusted the workflow of the scheme to prevent a possibility of the adversary (a coalition of adversaries) decreasing transferability of messages, conduct forgery and non-repudiation attacks.

We have performed the numerical optimization of the developed scheme parameters to minimize the secret key consumption. The results of the optimization show that the key consumption level for networks of about ten nodes is compatible with the capabilities of contemporary QKD devices. We hope that the obtained results will bring closer the deployment of USS schemes in real QKD networks. We also note that an interesting direction for further study is consideration of the devel-

oped scheme in a framework of unconditionally secure distributed ledgers [38, 39]. In particular, the need in the assistance from an internal subnetwork recipients for the verification of message-signature pairs by external subnetwork recipients resembles and idea of the proof of authority (PoA) consensus mechanism in blockchains. In this way, the consideration of the QKD-assisted USS scheme for a unconditionally secure consensus protocol is one of the potential avenues for the future research.

## ACKNOWLEDGMENTS

We thank P. Wallden for fruitful discussions and useful comments. This work was funded by Russian Federation represented by the Ministry of Science and Higher Education (grant number 075-15-2020-788).

- 
- [1] W. Diffie and M. Hellman, New directions in cryptography, *IEEE T. Inform. Theory* **22**, 644.
  - [2] P.W. Shor, Polynomial-time algorithms for prime factorization and discrete logarithms on a quantum computer, *SIAM J. Comput.* **26**, 1484 (1997).
  - [3] D. Gottesman and I. Chuang, Quantum digital signatures, [arXiv:quant-ph/0105032v2](https://arxiv.org/abs/quant-ph/0105032v2) (2001).
  - [4] L. Lamport, Technical Report SRI-CSL-98, SRI International Computer Science Laboratory, Oct. 1979.
  - [5] X. Lü and D.-G. Feng, Quantum digital signature based on quantum one-way functions, [arXiv:quant-ph/0403046v2](https://arxiv.org/abs/quant-ph/0403046v2).
  - [6] P.J. Clarke, R.J. Collins, V. Dunjko, E. Andersson, J. Jeffers, and G.S. Buller, Experimental demonstration of quantum digital signatures using phase-encoded coherent states of light, *Nat. Commun.* **3**, 1174 (2012).
  - [7] E. Andersson, M. Curty, and I. Jex, Experimentally realizable quantum comparison of coherent states and its applications, *Phys. Rev. A* **74**, 022304 (2006).
  - [8] V. Dunjko, P. Wallden, and E. Andersson, Quantum digital signatures without quantum memory, *Phys. Rev. Lett.* **112**, 040502 (2014).
  - [9] H.-L. Yin, Y. Fu, and Z.-B. Chen, Practical quantum digital signature, *Phys. Rev. A* **93**, 032316 (2016).
  - [10] R. Amiri, Petros Wallden, Adrian Kent, and Erika Andersson, Secure quantum signatures using insecure quantum channels *Phys. Rev. Lett.* **112**, 040502 (2016).
  - [11] P. Wallden, V. Dunjko, A. Kent, and E. Andersson, Quantum digital signatures with quantum key distribution components, *Phys. Rev. A* **91**, 042304 (2015).
  - [12] R. Amiri and E. Andersson, Unconditionally secure quantum signatures, *Entropy* **17**(8) 5635–5659 (2015).
  - [13] R.J. Collins, R.J. Donaldson, V. Dunjko, P. Wallden, P.J. Clarke, E. Andersson, J. Jeffers, and G.S. Buller, Realization of quantum digital signatures without the requirement of quantum memory, *Phys. Rev. Lett.* **113**, 040502 (2014).
  - [14] R.J. Donaldson, R. J. Collins, K. Kleczkowska, R. Amiri, P. Wallden, V. Dunjko, J. Jeffers, E. Andersson, G. S. Buller, Experimental demonstration of kilometer-range quantum digital signatures, *Phys. Rev. A* **93**, 012329 (2016).
  - [15] G. L. Roberts, M. Lucamarini, Z. L. Yuan, J. F. Dynes, L. C. Comandar, A. W. Sharpe, A. J. Shields, M.

- Curty, I. V. Puthoor, and E. Andersson, Experimental measurement-device-independent quantum digital signatures, *Nat. Commun.* **8**, 1098 (2017).
- [16] N. Gisin, G. Ribordy, W. Tittel, and H. Zbinden, Quantum cryptography, *Rev. Mod. Phys.* **74**, 145 (2002).
- [17] V. Scarani, H. Bechmann-Pasquinucci, N.J. Cerf, M. Dusek M, N. Lütkenhaus, and M. Peev, The security of practical quantum key distribution, *Rev. Mod. Phys.* **81**, 1301 (2009).
- [18] H.-K. Lo, M. Curty, and K. Tamaki, Secure quantum key distribution, *Nat. Photonics* **8**, 595 (2014).
- [19] E. Diamanti, H.-K. Lo, B. Qi, and Z. Yuan, Practical challenges in quantum key distribution, *npj Quant. Inf.* **2**, 16025 (2016).
- [20] D. Chaum and S. Roijakkers, Unconditionally secure digital signatures, In: CRYPTO '90. LNCS, Springer-Verlag 206–214 (1991).
- [21] B. Pfitzmann and M. Waidner, Information-theoretic pseudosignatures and Byzantine agreement for  $t \leq n/3$ , IBM (1996).
- [22] G. Hanaoka, J. Shikata, Y. Zheng, and H. Imai, Unconditionally secure digital signature schemes admitting transferability, In: ASIACRYPT 2000. Springer 130–142 (2000).
- [23] G. Hanaoka, J. Shikata, Y. Zheng, Efficient unconditionally secure digital signatures, IEICE transactions on fundamentals of electronics, communications and computer sciences 87(1), 120–130 (2004).
- [24] J. Shikata, G. Hanaoka, Y. Zheng, H. Imai, Security notions for unconditionally secure signature schemes. In: EUROCRYPT 2002, Springer 434–449 (2002).
- [25] C.M. Swanson, D.R. Stinson, Unconditionally secure signature schemes revisited, In: Information Theoretic Security. LNCS, Springer 100–116 (2011).
- [26] J. M. Arrazola, P. Wallden, and E. Andersson, Multi-party quantum signature schemes, *Quantum Inf. Comput.* **6**, 0435 (2016).
- [27] R. Amiri, A. Abidin, P. Wallden, and E. Andersson, Efficient unconditionally secure signatures using universal hashing, *Lect. Notes Comp. Sci.* **10892**, 143 (2018).
- [28] Bierbrauer J., Johansson T., Kabatianskii G., Smeets B. (1994) On Families of Hash Functions via Geometric Codes and Concatenation. In: Stinson D.R. (eds) *Advances in Cryptology — CRYPTO' 93*. CRYPTO 1993. *Lecture Notes in Computer Science*, vol 773. Springer, Berlin, Heidelberg.
- [29] M.N. Wegman and J.L. Carter, New Hash Functions and Their Use in Authentication and Set Inequality, *J. Comput. System Sci.* **22** 265 (1981).
- [30] M. Pease, R. Shostak, and L. Lamport, Reaching Agreement in the Presence of Faults, *J. ACM* **27**, 228 (1980).
- [31] L. Lamport, R. E. Shostak, and M. Pease, The Byzantine Generals Problem, *ACM T. Progr. Lang. Sys.* **4**, 382 (1982).
- [32] E.O. Kiktenko, A.O. Malyshev, M.A. Gavreev, A.A. Bozhedarov, N.O. Pozhar, M.N. Anufriev, A.K. Fedorov, Lightweight authentication for quantum key distribution, *IEEE Trans. Inf. Theory* **66**, 6354 (2020).
- [33] C. Portmann, Key recycling in authentication, *IEEE Trans. Inf. Theory* **60**, 4383 (2014).
- [34] I.S. Reed and G. Solomon, Polynomial codes over certain finite fields, *J. Soc. Ind. Appl. Math.* **8**(2), 300 (1960).
- [35] D. Galvin, Three tutorial lectures on entropy and counting, [arXiv:1406.7872](https://arxiv.org/abs/1406.7872).
- [36] E.O. Kiktenko, A.S. Trushechkin, Y.V. Kurochkin, A.K. Fedorov, Post-processing procedure for industrial quantum key distribution systems, *J. Phys. Conf. Ser.* **741**, 012081 (2016).
- [37] Z. L. Yuan, A. Plews, R. Takahashi, K. Doi, W. Tam, A. W. Sharpe, A. R. Dixon, E. Lavelle, J. F. Dynes, A. Murakami, M. Kujiraoka, M. Lucamarini, Y. Tanizawa, H. Sato, and A. J. Shields, 10-Mb/s quantum key distribution, *J. Lightwave Technol.* **36**, 3427 (2018).
- [38] E.O. Kiktenko, N.O. Pozhar, M.N. Anufriev, A.S. Trushechkin, R.R. Yunusov, Y.V. Kurochkin, A.I. Lvovsky, and A.K. Fedorov, Quantum-secured blockchain, *Quantum Sci. Technol.* **3**, 035004 (2018).
- [39] A.K. Fedorov, E.O. Kiktenko, and A.I. Lvovsky, Quantum computers put blockchain security at risk, *Nature (London)* **563**, 465 (2018).

## Appendix A: Summary of modifications

Here we explicitly point out the main modification in the developed QKD-assisted USS scheme compared to the original scheme described in Ref. [27].

### 1. Choice of verification levels

In the original approach, the verification level  $l$  takes values from the set  $\{-1, 0, 1, \dots, l_{\max}\}$ . The special  $-1$ th verification level is used in the majority vote dispute resolution process only. The provided security analysis implies a secure transferability from  $l = 0$  to  $l = -1$ , however the unforgeability is provided down to verification level  $l = 0$  only. As it is described in the main text, this approach results in the emergence of the vulnerability at the majority vote process. The idea is that there is a potential possibility for malicious recipient to produce a message-signature pair that is accepted by honest recipients at the verification level  $l = -1$ , and then initiate a majority vote process with respect to this pair (remember, that unforgeability is provided down to verification level  $l = 0$  only). Then this pair will be accepted as valid in the majority vote process, though the signer may have nothing to do with it. Therefore, the unforgeability have to be provided for all verification levels. It can be achieved either by considering  $l = -1$  in the unforgeability proof (actually, it means that  $s_0$  have to be replaced by  $s_{-1}$  in the expression for the probability of a forgery), or by incrementing  $l_{\max}$  and considering  $l \in \{0, 1, \dots, l_{\max}\}$ . Our approach is to use the latter approach in our scheme. In the present contribution, we continue the work on



### 2. Choice of $\{s_i\}$

In the original scheme, the following sequence is considered:

$$s_{l_{\max}} < s_{l_{\max}+1} < \dots < s_0 < s_{-1} < \frac{1}{2}, \quad (\text{A1})$$

while in our scheme we employ the sequence given by Eq. (3). Besides the change of the minimal verification level, there are two differences between Eq. (3) and Eq. (A1): (i) in Eq. (3) all  $s_i$  are chosen to be equidistant, and (ii) the upper bound for maximal  $s_i$  is increased from  $1/2$  to  $1 - 2^{1-b}$ . These two modifications are made for the following reasons.

The upper bound on the probability of the non-transferability from  $l = i$  to  $l = i - 1$  depends on  $s_i - s_{i-1}$  (the higher is  $s_i - s_{i-1}$  – the lower is the upper bound), so it is reasonable to have the same differences  $\Delta s = s_i - s_{i-1}$  for all possible  $i$ , that is realized in our scheme.

The upper bound on the maximal value of  $s_i$  ( $s_0$  in our case) is increased from  $1/2$  up to  $1 - 2^{1-b}$  in order to increase the value of  $\Delta s$  and so decrease the bound for non-transferability attack. It is achieved due to involving the value of  $\epsilon$  of employed  $\epsilon$ -ASU<sub>2</sub> (in our case  $\epsilon = 2^{1-b}$ ) in the upper bound on a probability of successful forgery attack. In contrast, in the original scheme, it was considered the worst case scenario with  $b = 2$ .

### 3. Choice of $T_l$

In the original scheme the critical number of tests for accepting the signature is given by

$$T_l = \frac{N}{2} + (l+1)(\omega-1), \quad (\text{A2})$$

while in our scheme we use values of  $T_l$  from Eq. (5). There are three differences between Eq. (5) and Eq. (A2): (i) the factor  $(l+1)$  is replaced by  $l$ ,  $N/2$  is replaced by  $\omega$ , and the factor  $\omega-1$  is replaced by  $\omega$ . The first modification comes from the consideration of  $l_{\max}$  verification levels both in the security proof of non-forgability, and transferability. The second modification comes from the updated security proof of non-forgability. We note that in our scheme  $\omega < N/2$ , as it is shown in Subsec. III A, so the updated bound is more tight than the original one. The third modification comes from the consideration of non-transferability. In the original work a non-transferability attack is considered to be performed by a coalition which includes the signer (that is there is no more than  $\omega-1$  malicious recipients). In our approach, we consider more general scenario, where it is possible a non-transferability attack even in the case of the honest signer. E.g. the coalition of malicious recipients may try to corrupt a valid signature  $\text{Sig}_m$  for a message  $m$  in such a way that  $\mathcal{P}_i$  accepts it at the level  $l$ , but  $\mathcal{P}_j$  does not

accept it at any level  $l' \geq l-1$ . In the new design of the scheme, the upper bound on the probability of this event drops exponentially with the parameter  $k$ .

### Appendix B: ASU<sub>2</sub> family construction

Here we describe a construction of the ASU<sub>2</sub> family employed in our USS scheme. Our construction is based on results from Ref. [28] and employs combination of AU<sub>2</sub> and ASU<sub>2</sub> families.

*Definition 7* (AU<sub>2</sub> family). Let  $\mathcal{A}$ ,  $\mathcal{B}$  and  $\mathcal{K}$  be finite sets. A family of functions  $\mathcal{F} = \{f_\kappa : \mathcal{A} \rightarrow \mathcal{B}\}_{\kappa \in \mathcal{K}}$  is called  $\varepsilon$ -almost universal<sub>2</sub> ( $\varepsilon$ -AU<sub>2</sub>) if for any *distinct*  $m_1, m_2 \in \mathcal{A}$  and  $\kappa$  picked uniformly at random from  $\mathcal{K}$

$$\Pr[f_\kappa(m_1) = f_\kappa(m_2)] \leq \varepsilon. \quad (\text{B1})$$

An ASU<sub>2</sub> family can be obtained according to the following theorem.

*Theorem 7* (Composition of ASU<sub>2</sub> and AU<sub>2</sub> families [28]). Let  $\mathcal{F}_1 = \{f_\kappa^{(1)}\}_{\kappa \in \mathcal{K}_1}$  be an  $\varepsilon_1$ -AU<sub>2</sub> family of functions from  $\mathcal{A}_1$  to  $\mathcal{B}_1$  and  $\mathcal{F}_2 = \{f_\kappa^{(2)}\}_{\kappa \in \mathcal{K}_2}$  be an  $\varepsilon_2$ -ASU<sub>2</sub> family of functions from  $\mathcal{B}_1$  to  $\mathcal{B}_2$ . Then the family

$$\mathcal{F} = \{f_{\kappa_1 \kappa_2}\}_{\kappa_1 \in \mathcal{K}_1, \kappa_2 \in \mathcal{K}_2}, \quad (\text{B2})$$

with

$$f_{\kappa_1 \kappa_2}(\cdot) = f_{\kappa_2}^{(2)}(f_{\kappa_1}^{(1)}(\cdot)) \quad (\text{B3})$$

is  $(\varepsilon_1 + \varepsilon_2)$ -ASU<sub>2</sub>.

Next we fix two integers  $a$  and  $b$ , and construct an  $2^{-b+1}$ -ASU<sub>2</sub> family from  $\mathcal{A} \supseteq \{0, 1\}^a$  to  $\mathcal{B} = \{0, 1\}^b$ . We employ one more theorem.

*Theorem 8* (Relation between AU<sub>2</sub> families and error-correcting codes [28]). Let  $\mathcal{F} = \{f_\kappa\}_{\kappa \in \mathcal{K}}$  with  $\mathcal{K} = \{1, 2, \dots, K\}$  be a family of function from a finite set  $\mathcal{A}$  to a finite set  $\mathcal{B}$ . The following statements are equivalent.

- $\mathcal{F}$  is  $\varepsilon$ -AU<sub>2</sub> for some  $\varepsilon > 0$ .
- The set of words  $\{(f_1(m), f_2(m), \dots, f_K(m))\}_{m \in \mathcal{A}}$  forms a code with minimum distance  $\varepsilon \geq 1 - d/n$ .

One can see that an  $\varepsilon$ -AU<sub>2</sub> family in some sense is equivalent to an error-correcting code.

Consider Reed Solomon (RS) linear error-correcting code [34]. Let  $d_{\text{RC}}$ ,  $n_{\text{RC}}$ , and  $k_{\text{RC}}$  be its minimum distance, length, and rank correspondingly.

*Theorem 9* (Distance of RS code [34]). For RS code  $d_{\text{RC}} = n_{\text{RC}} - k_{\text{RC}} + 1$ .

Consider RS code over  $\text{GF}(2^{b+s})$  with  $n_{\text{RC}} = 2^{b+s}$ , and  $k_{\text{RC}} = 1 + 2^s$ . According to Theorem 8 we can use RS code to obtain a  $2^{-b}$ -AU<sub>2</sub> family with  $\mathcal{A} = \text{GF}(2^{b+s})^{k_{\text{RC}}} \cong \{0, 1\}^{(b+s)(2^s+1)}$ ,  $\mathcal{B} = \text{GF}(2^{b+s}) \cong \{0, 1\}^{b+s}$ , and  $\mathcal{K} = \text{GF}(2^{b+s}) \cong \{0, 1\}^{b+s}$ , where  $\cong$  denotes equivalence between two sets. In order to have  $\{0, 1\}^a \subseteq \mathcal{A}$  we choose minimal possible integer  $s$  such that  $a \leq (b+s)(2^s+1)$ .

Finally, we introduce a construction of SU<sub>2</sub> family.

*Theorem 10* (Practical construction of  $SU_2$  family [28]). Let  $\pi : GF(2^n) \rightarrow GF(2^m)$  be a linear surjection. Then  $\mathcal{F} = \{f_{\kappa_1 \kappa_2}\}_{\kappa_1 \in GF(2^n), \kappa_2 \in GF(2^m)}$  with  $f_{\kappa_1 \kappa_2}(x) = \pi(\kappa_1 x) + \kappa_2$  is  $SU_2$ .

Combining  $2^{-b}$ - $AU_2$  family of functions from  $\mathcal{A}$  to  $\{0, 1\}^{b+s}$  based on RS codes and the introduced  $SU_2$  family of functions from  $\{0, 1\}^{b+s}$  to  $\{0, 1\}^b$  we obtain a  $2^{-b+1}$ - $ASU_2$  of functions from  $\{0, 1\}^a \subseteq \mathcal{A}$  to  $\{0, 1\}^b$ . The key length required to specify an function from the resulting family is equal to  $(b+s) + (b+s+b) = 3b+2s$ .

## Appendix C: Proofs of the Theorems of Section III

### 1. Proof of Theorem 1

*Proof.* Let  $\mathcal{C} \subset \{1, \dots, N\}$  denote a subset of malicious internal recipients labels (that is any  $\mathcal{P}_c$  for  $c \in \mathcal{C}$  is malicious). Note that by definition of  $\omega$ ,  $|\mathcal{C}| \leq \omega$ . Consider verification process of a message-signature pair  $(m, \text{Sig}_m)$  by an honest recipient  $\mathcal{P}_i$  ( $i \notin \mathcal{C}$ ). According to Eq. (5) the pair is accepted at verification level  $l_{\max}$  if and only if

$$\sum_{j \notin \mathcal{C}} T_{i,j,l_{\max}}^m + \sum_{j \in \mathcal{C}} T_{i,j,l_{\max}}^m > \omega + l_{\max}\omega. \quad (C1)$$

Remember, that according to Eq. (3), all terms  $T_{i,j,l_{\max}}^m$  are computed by counting number of incorrect tags and comparing the result with threshold value  $s_{l_{\max}}k$ . Each term  $T_{i,j,l_{\max}}^m$  with  $j \notin \mathcal{C}$  equals to 1, since all corresponding authentication keys are obtained from the honest sender via other honest recipients. So,

$$\sum_{j \notin \mathcal{C}} T_{i,j,l_{\max}}^m = N - \omega. \quad (C2)$$

The value of  $\sum_{j \in \mathcal{C}} T_{i,j,l_{\max}}^m$  is controlled by malicious coalition  $\mathcal{C}$  and belongs to  $\{0, \dots, \omega\}$ . This is because each of dishonest recipients can send incorrect ('rubbish') keys to  $\mathcal{P}_i$  at the distribution stage. Considering  $\sum_{j \in \mathcal{C}} T_{i,j,l_{\max}}^m = 0$  as the worst case scenario, Eq. (C1) transforms into

$$N - \omega > \omega + l_{\max}\omega \quad (C3)$$

that results in Ref. (12).

Any honest external recipient will also accept  $(m, \text{Sig}_m)$  at the maximal transferability level  $l_{\max}$  since there will be at least  $\omega + 1$  honest internal recipients within the subset  $\Omega$  used in the delegated verification.  $\square$

### 2. Proof of Theorem 2

Before proceeding to the proof of Theorem 2, we consider the following Lemma.

*Lemma 1.* Let  $\mathcal{F} = \{f_\kappa : \mathcal{A} \rightarrow \mathcal{B}\}_{\kappa \in \mathcal{K}}$  be an  $\varepsilon$ - $ASU_2$  family. Consider  $m, m_1^*, \dots, m_n^* \in \mathcal{A}$  and  $t, t_1^*, \dots, t_n^* \in \mathcal{B}$  such that each  $m_i^* \neq m$  and  $n$  is some positive integer. Then

$$\begin{aligned} \Pr[f_\kappa(m_n^*) = t_n^* | f_\kappa(m) = t \wedge f_\kappa(m_1^*) \neq t_1^* \wedge \dots \wedge \\ f_\kappa(m_{n-1}^*) \neq t_{n-1}^*] \leq (1 - |\mathcal{B}|^{-1})^{n-1} \varepsilon \leq \varepsilon \end{aligned} \quad (C4)$$

for  $\kappa$  picked uniformly at random from  $\mathcal{K}$ .

*Proof.* First of all, to simplify our consideration we introduce some new notations. Let  $\Psi$ ,  $\Psi_i$ , and  $\bar{\Psi}_i$  denote events

$$f_\kappa(m) = t, \quad f_\kappa(m_i^*) = t_i^*, \quad \text{and} \quad f_\kappa(m_i^*) \neq t_i^* \quad (C5)$$

correspondingly. We also introduce a joint event

$$\Phi_l \equiv \Psi \wedge \bar{\Psi}_1 \wedge \dots \wedge \bar{\Psi}_l. \quad (C6)$$

Then the main statement (C4) takes a compact form

$$\Pr[\Psi_n | \Phi_{n-1}] \leq (1 - |\mathcal{B}|^{-1})^{n-1} \varepsilon. \quad (C7)$$

The proof is by induction. For  $n = 1$  Eq. (C4) directly follows from the definition of  $\varepsilon$ - $ASU_2$  family.

Next, we assume that the main statement is true for  $n = j - 1$  and prove its validity for  $n = j$ . Particularly, we for the set  $\{m_1^*, \dots, m_{j-2}^*, m_j^*\}$  we assume that

$$\Pr[\Psi_j | \Phi_{j-2}] \leq (1 - |\mathcal{B}|^{-1})^{j-2} \varepsilon. \quad (C8)$$

According to the Bayesian rule one has

$$\begin{aligned} \Pr[\Psi_j | \Phi_{j-2}] &= \Pr[\Psi_j | \Phi_{j-1}] \Pr[\bar{\Psi}_{j-1}] + \\ &\Pr[\Psi_j | \Phi_{j-2} \wedge \Psi_{j-1}] \Pr[\Psi_{j-1}]. \end{aligned} \quad (C9)$$

Taking into account assumption (C8), non-negativity of the second term in R.H.S. of (C9), and the fact that  $\Pr[\bar{\Psi}_{j-1}] = 1 - \Pr[\Psi_{j-1}] = 1 - |\mathcal{B}|^{-1}$  (according to the definition of  $\varepsilon$ - $ASU_2$  family), we come to

$$\Pr[\Psi_j | \Phi_{j-1}] \leq (1 - |\mathcal{B}|^{-1})^{j-1} \varepsilon. \quad (C10)$$

The Lemma is proven.  $\square$

The results of Lemma 1 can be interpreted as follows. Consider an authentication system for messages going from Alice to Bob and based on employing  $\varepsilon$ - $ASU_2$  family  $\mathcal{F} = \{f_\kappa\}_{\kappa \in \mathcal{K}}$ . Consider eavesdropper Eve, who has a valid message-authentication tag pair  $(m, f_\kappa(m))$  but does not know secret key  $\kappa$ , and trying to forge a message from Alice to Bob. We assume that Bob stops considering messages with tags related to the secret key  $\kappa$ , after either obtaining a message with valid tag or obtaining  $\mu$  messages with incorrect tags. In this way, Eve has several attempts to force Bob to accept forged message-signature pairs. Lemma 1 states that each next attempt of Eve has the same upper bound on success probability ( $\varepsilon$ ), regardless the history of previous unsuccessful attempts.

We then proceed with the proof of Theorem 2

*Proof.* First of all, we note that if  $(m^*, \sigma^*)$  is rejected (at verification level  $l \geq 0$ ) by every honest internal recipient, then  $(m^*, \sigma^*)$  is also rejected by any honest external recipient due to construction of the delegated verification procedure (remember, that the majority of any requested  $2\omega + 1$  internal recipients is honest).

Let  $\mathcal{C} \subset \{1, \dots, N\}$  denote a subset of malicious internal recipients labels (that is any  $\mathcal{P}_c$  for  $c \in \mathcal{C}$  is malicious). The size of the coalition is upper bounded by  $|\mathcal{C}| \leq \omega$ .

Let the coalition posses a valid message-signature pair  $(m, \text{Sig}_m)$  generated by the signer. In order to simplify attackers' task as much as possible, consider an attack where the coalition tries to force honest recipient  $\mathcal{P}_i$  ( $i \notin \mathcal{C}$ ) to accept a forged pair  $(m^*, \sigma^*)$  with  $m^* \neq m$  at the lowest possible verification level  $l = 0$ .

The coalition posses all authentication keys with indices  $\{R_{c \rightarrow i} | c \in \mathcal{C}\}$ , so they can make  $T_{i,c,0}^{m^*} = 1$  for every  $c \in \mathcal{C}$  and  $m^*$ . Then the acceptance condition, given by Eq. (5), takes the form

$$\sum_{j \notin \mathcal{C}} T_{i,j,0}^{m^*} > 0 \quad (\text{C11})$$

assuming the worst case scenario  $|\mathcal{C}| = \omega$ . The obtained inequality means that the coalition needs to forge at least one test corresponding to a honest recipient  $j \notin \mathcal{C}$ . Remember, that a test is accepted at verification level  $l = 0$  if the number of tag mismatches within  $k$  verified tags is less than  $s_0 k < k$  [see Eq. (3)].

Then let us count a number  $\mu$  of attempts that the coalition can make in order to forge a single test related to honest recipient  $\mathcal{P}_j$ . First of all, each internal recipient from the coalition can try to send the forged pair directly to  $\mathcal{P}_i$ . If an attempt fails, then the corresponding node falls into  $\text{block\_list}_i^{\text{int}}$ . The coalition also can use an information from the delegated verification. In the worst case scenario all  $M$  external recipients are in the coalition, so an additional  $M(M + \omega)$  attempts can be made: Each external recipient  $\mathcal{E}'_i$  can make  $M + \omega$  trials until falling into  $\text{block\_list}_i^{\text{int}}$  because of reaching the critical value of the counter  $\text{cnt}_{i,i'}$ . So the resulting number of trials  $\mu$  is given by

$$\mu = |\mathcal{C}| + M(M + \omega) \leq \omega + M(M + \omega). \quad (\text{C12})$$

The success of each attempt is determined by success of authentication tags forging. According to Lemma 1 the success probability for a forgery of each tag in each attempt can be upper bounded by  $\varepsilon$  of employed  $\varepsilon$ -ASU<sub>2</sub> family (that is  $2^{1-b}$  in our case) regardless the history of previous attempts. Next, we use this upper bound and consider attempts results as independent variables.

Let  $p_0 > 0$  be an upper bound on a probability of event  $T_{i,j,0}^{m^*} = 1$  for some  $j \notin \mathcal{C}$  within a single attempt. Then the probability of success within  $\mu$  attempts is upper bounded by

$$1 - (1 - p_0)^\mu < \mu p_0 \quad (\text{C13})$$

(this inequality can be verified by considering derivatives with respect to  $p_0$ ). The number honest recipients equals to  $N - |\mathcal{C}|$ , so the upper bound on a probability of successful attack against  $\mathcal{P}_i$  is given by  $(N - |\mathcal{C}|)\mu p_0$ . Moreover, there are  $N - |\mathcal{C}|$  variants of choosing  $i$ , i.e. honest users that can be attacked, so we obtain the following probability bound on the forgery event:

$$\begin{aligned} \Pr[\text{Forgery}] &< (N - |\mathcal{C}|)^2 \mu p_0 \\ &< N^2(\omega + M(M + \omega))p_0 = J(N, M, \omega)p_0, \end{aligned} \quad (\text{C14})$$

where  $J(N, M, \omega) = N^2(\omega + M(M + \omega))$ .

In the rest of the proof we derive an upper bound  $p_0$  for probability of  $T_{i,j,0}^{m^*} = 1$  for fixed  $i$  and  $j$ . According to the definition of  $\varepsilon$ -ASU<sub>2</sub> family we have

$$\Pr[T_{i,j,0}^{m^*} = 1] \leq \sum_{v=0}^{\lfloor ks_0 \rfloor} \binom{k}{v} (1 - \varepsilon)^v \varepsilon^{k-v} \quad (\text{C15})$$

with  $\varepsilon = 2^{-b+1}$ .

Consider the case  $s_0 < 1/2$ . Let's we apply the following sequence of inequalities:

$$\begin{aligned} (1 - \varepsilon)^v \varepsilon^{k-v} &= \frac{(2^{b-1} - 1)^v}{2^{k(b-1)}} < \frac{2^{v(b-1)}}{2^{k(b-1)}} \\ &\leq 2^{-k(b-1)(1-s_0)} \end{aligned} \quad (\text{C16})$$

where we use the fact that  $v \leq \lfloor ks_0 \rfloor$ . Note that the obtained result does not independent on  $v$ . Then we apply an known upper bound for a sum of binomial coefficients based on Shannon's entropy (see e.g. [35] for details):

$$\sum_{v=0}^{\lfloor ks_0 \rfloor} \binom{k}{v} \leq 2^{kH_2(s_0)}, \quad (\text{C17})$$

where

$$H_2(\xi) = -\xi \log_2 \xi - (1 - \xi) \log_2 (1 - \xi) \quad (\text{C18})$$

is a binary Shannon's entropy. Substituting obtained bounds (C16) and (C17) into Eq. (C15), and then putting the result into the forgery probability bound (C14) we obtain the first bound (13) of the Theorem.

Next, consider the case  $s_0 < 1 - 2^{-b+1}$ . Then we can apply well-known Hoeffding's inequality, to obtain

$$\sum_{v=0}^{\lfloor ks_0 \rfloor} \binom{k}{v} (1 - \varepsilon)^v \varepsilon^{k-v} \leq e^{-2k(1-s_0-2^{-b+1})^2}. \quad (\text{C19})$$

Putting it into Eq. (C15), and then into (C14), we obtain the second bound (14) of the Theorem.  $\square$

### 3. Proof of Theorem 3

*Proof.* One can see that the non-transferability event can happen only in the situation where the malicious coalition succeeded in creation of a message-signature pair

$(m, \sigma)$  acceptable by some honest internal recipient  $\mathcal{P}_i$  at verification level  $l \geq 1$ , but not acceptable by another honest internal recipient  $\mathcal{P}_j$  at verification level  $l - 1$ .

Let  $\mathcal{C} \subset \{1, \dots, N\}$  denote a subset of malicious internal recipients labels  $(i, j \notin \mathcal{C})$ . The coalition is able to control values of  $T_{i,c,l}^m$  and  $T_{j,c,l'}^m$  for any  $c \in \mathcal{C}$ ,  $m$  and  $l$ . So the best strategy for the coalition to carry out the attack is to make  $T_{i,c,l}^m = 1$ , and  $T_{j,c,l-1}^m = 0$ . Then the success of the attack corresponds to fulfillment of the following inequalities:

$$\begin{aligned} \sum_{h \notin \mathcal{C}} T_{i,h,l}^m + |\mathcal{C}| &> \omega + l\omega, \\ \sum_{h \notin \mathcal{C}} T_{j,h,l-1}^m &\leq \omega + (l-1)\omega. \end{aligned} \quad (\text{C20})$$

Substituting one from another, we obtain

$$\sum_{h \notin \mathcal{C}} (T_{i,h,l}^m - T_{j,h,l-1}^m) > \omega - |\mathcal{C}| \geq 0. \quad (\text{C21})$$

Thus, the necessary condition for Eq. (C21) to be true is an existence of at least one  $h \notin \mathcal{C}$  such that

$$T_{i,h,l}^m = 1 \wedge T_{j,h,l-1}^m = 0. \quad (\text{C22})$$

In what follows we find an upper bound on probability of this event. Let us introduce the number tag mismatches on the side of honest recipient  $\mathcal{P}_i$  within group of tags corresponded to some honest recipient  $\mathcal{P}_h$  with respect to the message  $m$ :

$$G_{i,h}^m := \sum_{r \in R_{h \rightarrow i}} g(f_r(m), t_r), \quad (\text{C23})$$

where  $t_r$  comes from the corresponding signature  $\sigma$ . Then event (C22) is equivalent to

$$G_{i,h}^m < s_l k \wedge G_{j,h}^m \geq s_{l-1} k. \quad (\text{C24})$$

The probability of this event can be upper bounded as follows:

$$\begin{aligned} &\Pr[G_{i,h}^m < s_l k \wedge G_{j,h}^m \geq s_{l-1} k] \\ &\leq \min(\Pr[G_{i,h}^m < s_l k], \Pr[G_{j,h}^m \geq s_{l-1} k]). \end{aligned} \quad (\text{C25})$$

The coalition is able to obtain the whole subset of tag indices  $\{R_{h \rightarrow h'} | h, h' \notin \mathcal{C}\}$ , however the particular subsets  $\{R_{h \rightarrow i} | h \notin \mathcal{C}\}$  and  $\{R_{h \rightarrow j} | h \notin \mathcal{C}\}$  are not known to the coalition. Therefore, if the malicious sender corrupts some number of tags in the correct signature  $\text{Sig}_m$  of the message  $m$ , then the mean number of incorrect tags within  $\{R_{h \rightarrow j} | h \notin \mathcal{C}\}$  and  $\{R_{h \rightarrow i} | h \notin \mathcal{C}\}$  will be the same with respect to the distribution of introduced corruption. So the expectation value of  $G_{i,h}^m$  and  $G_{j,h}^m$  is the same. Let us denote it by  $\bar{G}$ .

Then, using the Hoeffding inequality for sampling without replacement we obtain the following bounds:

$$\begin{aligned} \Pr[G_{i,h}^m < s_l k] &\leq \Pr[|G_{i,h}^m - \bar{G}| \geq \bar{G} - s_l k] \\ &\leq 2 \exp\left(-\frac{2(\bar{G} - s_l k)^2}{k}\right), \end{aligned} \quad (\text{C26})$$

$$\begin{aligned} \Pr[G_{j,h}^m \geq s_{l-1} k] &\leq \Pr[|G_{j,h}^m - \bar{G}| \geq s_{l-1} k - \bar{G}] \\ &\leq 2 \exp\left(-\frac{2(s_{l-1} k - \bar{G})^2}{k}\right). \end{aligned} \quad (\text{C27})$$

The equality between the bounds is achieved for  $\bar{G} = (s_l + s_{l-1}/2)k$ , so the minimum of two probabilities in Eq. (C25) then can be bounded as

$$\begin{aligned} &\min(\Pr[G_{i,h}^m < s_l k], \Pr[G_{j,h}^m \geq s_{l-1} k]) \\ &\leq 2e^{-k\Delta s^2/2}, \end{aligned} \quad (\text{C28})$$

where  $\Delta s = (s_l - s_{l-1})/2 = s_0/l_{\max}$ .

Since there are at most  $N$  honest recipients the probability of Eq. (C22) for at least one  $h \notin \mathcal{C}$  is upper bounded by  $2Ne^{-k\Delta s^2/2}$ . Finally, the upper bound on a probability of the non-transferability event is obtained by taking into account that there are at most  $N(N-1)$  variants of choosing a pair of honest recipients  $i$  and  $j$ .  $\square$

#### 4. Proof of Theorem 4

*Proof.* Taking into account that number of malicious internal recipients is lower than  $N/2$ , the repudiation event implies a non-transferability event for transition from  $l = 1$  to  $l = 0$ . Thus, the probability of repudiation can be upper bounded by probability of non-transferability given by Eq. (16).  $\square$

#### 5. Proof of Theorem 5

*Proof.* The proof is trivial. Since the majority of  $2\omega + 1$  internal recipients requested by  $\mathcal{E}_i$  are honest, the outcome of the majority vote results verification will equal to  $\perp$ , if there was no majority vote, and  $\text{MV}(m, \sigma)$  otherwise.  $\square$

#### 6. Proof of Theorem 6

*Proof.* To prove the theorem, we first revise situations where one (either internal or external) recipient  $\mathcal{R}_1$  put another (also either internal or external) recipient  $\mathcal{R}_2$  into block list.

The first option is that a message signature pair accepted by  $\mathcal{R}_2$  at verification level  $l \geq 1$  is sent to  $\mathcal{R}_1$  who does not accept it at verification level  $l' \geq l - 1$ . This option is equivalent to non-transferability event, and so the probability of this false blocking is not greater than  $\Pr[\text{Non-transferability}]$ .



The second option is that  $\mathcal{R}_2 = \mathcal{E}_j$  is an external recipient, and an internal recipient  $\mathcal{R}_1 = \mathcal{P}_i$  puts  $\mathcal{E}_j$  because of reaching a critical value of the counter  $\text{cnt}_{i,j} = M + \omega$  during delegated verification of a message-signature pair  $((m, \sigma))$ . Let us show that if  $\mathcal{E}_j$  is honest and there is no non-transferability and forgery events, then this can not happen. In the case of no non-transferability and forgery events, each incrimination of  $\text{cnt}_{i,j}$  is accompanied by adding the sender of a  $(m, \sigma)$  to  $\mathcal{E}_j$  to  $\text{block\_list}_j^{\text{ext}}$ . Indeed, if  $l_{\text{ver},i}(m, \sigma) < l - 2$ , then in the case of no non-transferability or forgery event  $l_{\text{ver},i'}(m, \sigma) \leq l - 2$  for every honest  $\mathcal{P}_j$ , and the result of delegated verification  $l_{\text{ver},i}^{\text{ext}} \leq l - 2$ , and so  $\mathcal{E}_j$  have

to add the sender to  $\text{block\_list}_j^{\text{ext}}$ . The number of malicious senders can not exceed  $M - 1 + \omega$ , since all other external recipient might be malicious, and the number of malicious nodes in the internal subnetwork is less or equal to  $\omega$ . In the worst case scenario,  $\mathcal{E}_j$  will add all the malicious nodes to  $\text{block\_list}_j^{\text{ext}}$ , and still have remaining attempt to request  $\mathcal{P}_i$  (remember that the critical number for the counter  $\text{cnt}_{i,j}$  is equal to  $M + \omega$ ). The next sender of a message-signature pair will be honest, and in the absence of non-transferability event or forgery event the counter will not increase.

In this way, the false blocking event can not happen without forgery or non-transferability events, and so bound (18) holds true.  $\square$