

Exploiting Language Model for Efficient Linguistic Steganalysis: An Empirical Study

Biao Yi, Hanzhou Wu*, Guorui Feng and Xinpeng Zhang
Shanghai University, Shanghai 200444, China

*h.wu.phd@ieee.org

Abstract—Recent advances in linguistic steganalysis have successively applied CNNs, RNNs, GNNs and other deep learning models for detecting secret information in generative texts. These methods tend to seek stronger feature extractors to achieve higher steganalysis effects. However, we have found through experiments that there actually exists significant difference between automatically generated steganographic texts and carrier texts in terms of the conditional probability distribution of individual words. Such kind of statistical difference can be naturally captured by the language model used for generating steganographic texts, which drives us to give the classifier a priori knowledge of the language model to enhance the steganalysis ability. To this end, we present two methods to efficient linguistic steganalysis in this paper. One is to pre-train a language model based on RNN, and the other is to pre-train a sequence autoencoder. Experimental results show that the two methods have different degrees of performance improvement when compared to the randomly initialized RNN classifier, and the convergence speed is significantly accelerated. Moreover, our methods have achieved the best detection results.

Index Terms—Linguistic steganalysis, deep learning, language model, natural language processing, neural networks.

I. INTRODUCTION

STEGANOGRAPHY [1], as a form of covert communication, embeds secrets in public media such as image, video and audio, without being easily noticed by a monitor. Different from other information security systems such as encryption, a significant advantage of steganography is that it even conceals the presence of secret information, resulting in that steganography becomes a hot topic in recent years and plays an important role in modern information security.

The carrier used for steganography can be generally arbitrary media. For example, digital images (of different formats) have been widely used for steganography due to their wide distribution over social networks and the ease of handling. As an important carrier for people to communicate with each other in daily life, natural language is suitable for steganography as well, which is referred to as *natural language steganography* (typically also called *linguistic steganography*). An advantage is that, steganography in natural language can be easily concealed by the huge number of natural language based social activities. However, natural language is often highly coded, implying that, its information redundancy is significantly lower than other carriers. For example, by altering a very few words (even only one) of a text, its semantic information may change a lot. Therefore, linguistic steganography is very challenging.

The conventional linguistic steganographic technologies can be roughly divided into two categories, i.e., modification based

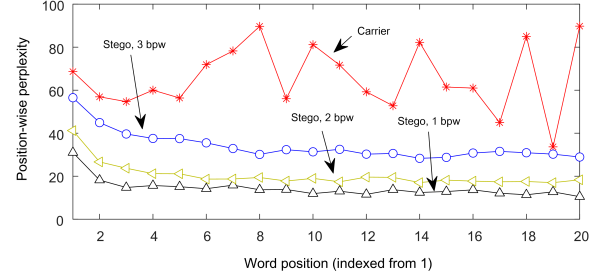


Fig. 1. Position-wise perplexity distribution for carrier texts and stego texts.

and generation based. The former modifies a given text carrier to realize the embedding of secret information such as [2]–[5]. As mentioned above, a text is often highly coded. A significant disadvantage for modification based methods is therefore that the size of the maximum embeddable payload is low. The latter category refers to training a language model on a large-scale corpus so that secret information can be embedded during text generation according to the trained language model. Compared to modification based methods, this category of steganography could provide the higher embedding capacity. Moreover, due to the fast development of natural language processing in recent years, texts generated by a good language model can be more semantically natural, implying that, generation based methods tend to generate stego texts with higher semantic quality. It has motivated scholars to propose novel generation based linguistic steganographic algorithms in the past years such as [6]–[10].

As the opposite of steganography, a goal of steganalysis is to detect whether there is secret data embedded in the media. We urgently need to develop a steganalysis system with efficient detection capabilities to deal with threats caused by generative linguistic steganography. Early steganalysis methods [11]–[13] feed manually-crafted features into an ordinary classifier such as support vector machine for text classification. They are no longer sufficient to detect generative linguistic steganography. Recently, increasing works use deep learning [14] for efficient linguistic steganalysis. It enables a deep neural network to automatically extract the discriminative features for classification by an end-to-end fashion. For example, Yang *et al.* [15] map the words in a given text to a semantic space and extract the correlation features between words through a hidden layer for final classification. Wen *et al.* [16] use convolution kernels of different sizes to extract text features to achieve steganalysis. Yang *et al.* [17] use recurrent neural network (RNN) [18] to

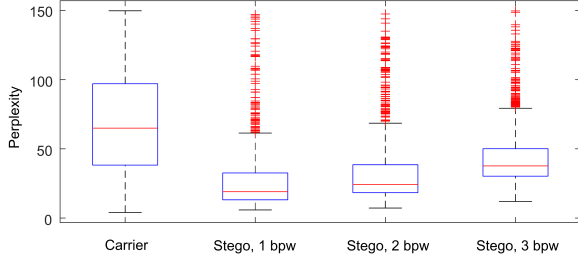


Fig. 2. Text-level perplexity distribution for carrier texts and stego texts.

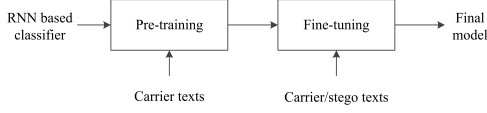


Fig. 3. Proposed RNN based pre-training strategy for linguistic steganalysis.

mine the distribution difference between stego texts and carrier texts for steganalysis. Just in recent, Wu *et al.* [19] successfully apply graph neural network (GNN) to linguistic steganalysis. These works mainly focus on improving the model architecture so as to find a stronger feature extractor.

However, through empirical experiments, we find that there is significant difference between automatically generated stego texts and carrier texts in terms of the conditional probability distribution of individual words. Such kind of statistical difference can be naturally captured by the language model used for generating stego texts. This implies that, by giving a priori knowledge of the language model to a steganalysis model, the detection ability can be significantly enhanced. It motivates us to propose two methods for efficient linguistic steganalysis in this paper. One is to pre-train a language model based on RNN, and the other is to pre-train a sequence autoencoder. Both can learn the priori knowledge of the language model. Experiments show that both methods outperform the randomly initialized RNN, and the convergence speed is significantly accelerated. Moreover, our methods achieve the best detection results.

The rest is organized as follows. In Section II, we detail the proposed method. Then, we conduct experiments and analysis in Section III. Finally, we conclude this paper in Section IV.

II. PROPOSED METHOD

A. Motivation

We find that, the well-trained language model used for generating high-quality steganographic texts naturally exposes the statistical characteristics of steganographic texts. To explain it, we train a language model on the MOVIE dataset [20] and use the linguistic steganography introduced in [9] (using the fixed-length coding setting) for generating stego texts. We randomly choose 1.0×10^3 stego texts generated by the language model for each data embedding rate and 1.0×10^3 carrier texts from the above-mentioned dataset. It is noted that the used language model architecture is the same as that in [9]. We use the trained language model to determine the perplexity [7] of a text $\mathbf{w} = (w_1, w_2, \dots, w_n)$, where n is the number of words in \mathbf{w} and w_i ($1 \leq i \leq n$) is the i -th word. The perplexity is defined as:

$$\text{Perp}(\mathbf{w}) = 2^{-\frac{1}{n} \cdot \log_2 \Pr(w_1, w_2, \dots, w_n)} \quad (1)$$

where $\Pr(w_1, w_2, \dots, w_n) = \prod_{i=1}^n \Pr(w_i | w_{i-1}, w_{i-2}, \dots, w_1)$ can be estimated by using the trained language model. For each word position $i \in [1, n]$, we can also determine a perplexity as $\text{Perp}(\mathbf{w}_i) = 2^{-\log_2 \Pr(w_i | w_{i-1}, w_{i-2}, \dots, w_1)}$, which is called *position-wise perplexity* in this paper. Fig. 1 shows the (mean) position-wise perplexities for each text-set mentioned above. E.g., for the stego texts with a data embedding rate of 1 bit(s) per word (bpw) and a specified word position, we determine the perplexity of each text corresponding to the position. The mean perplexity can be then determined as the result.

It can be inferred from Fig. 1 that, there has clear difference between stego texts and carrier texts in terms of the conditional probability distribution of individual words, and the language model has the ability to characterize the difference. We further show the (mean) perplexity distribution corresponding to Eq. (1) for carrier texts and stego texts due to different embedding rates in Fig. 2. It can be inferred that, by determining the mean perplexity, we may be able to distinguish most stego texts from other normal texts by setting a suitable threshold (though the detection performance is not the best). It indicates that, a well-trained language model is not only suitable for steganography, but also has potential for improving steganalysis performance.

In mainstream steganalysis frameworks, the language model used for steganography is not available to the steganalyzer. The steganalyzer only has some labeled data (i.e., carrier/stego texts) for training a classification model. A practical reason is that a steganographic system is deemed secure (to a certain extent) if it manages to fool the steganalyzer even under such disadvantageous condition. It inspires us to exploit the carrier texts for giving some priori knowledge or capabilities of the language model to the steganalysis model by using some pre-training strategies [21]–[23]. The pre-trained parameters are used as the initial values for the subsequent linguistic steganalysis procedure so as to improve the steganalysis performance.

B. Recurrent Neural Network (RNN)

In this paper, we propose two pre-training methods to obtain superior steganalysis performance. One method is to pre-train a traditional language model based on RNN (denoted by LM-RNN), and the other one is to use a sequence autoencoder [24] to encode a text into a vector and then produce the prediction (denoted by AE-RNN). We therefore briefly introduce RNN.

RNN is the most popular neural network structure in natural language processing since its recurrent structure is suitable for processing sequences of variable lengths. The original RNN has the problem with exploding or vanishing gradients, making it difficult to learn long-term dependency. Therefore, we use a variant of RNN, i.e., long and short-term memory network (LSTM) [18], that can effectively deal with the above problem. The transfer equation of LSTM is described as [7], [18]:

$$\begin{cases} I_t = \sigma(W_i \cdot [h_{t-1}, x_t] + b_i) \\ F_t = \sigma(W_f \cdot [h_{t-1}, x_t] + b_f) \\ C_t = F_t \cdot C_{t-1} + I_t \cdot \tanh(W_C \cdot [h_{t-1}, x_t] + b_c) \\ O_t = \sigma(W_o \cdot [h_{t-1}, x_t] + b_o) \\ h_t = O_t \cdot \tanh(C_t), y_t = f_y(W_y \cdot h_t + b_y) \end{cases} \quad (2)$$

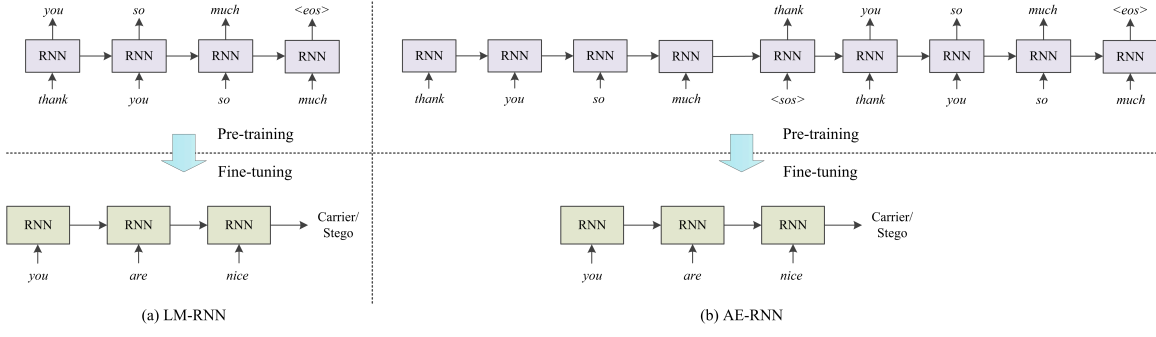


Fig. 4. Explanation for training (a) LM-RNN model and (b) AE-RNN model. The model parameters of RNN are randomly initialized during the pre-training phase. The pre-trained parameters are then used to initialize the corresponding RNN based steganalysis model that will be further optimized (or say fine-tuned).

where x_t , h_t and y_t denote the input, hidden vector, and output at time t . W_* and b_* are trainable parameters. I_t represents the input gate controlling whether the new information needs to be stored or not in the memory cell. F_t is the forget gate, which controls whether the stored information needs to be thrown away. C_t is the memory cell, controlled by the input gate and the forget gate. O_t controls whether the present hidden state (vector) needs to be influenced by the memory cell.

A commonly used strategy of RNN is to project the hidden vector into the output space, and then use “softmax” [14] to convert it into the probabilistic space for classification or other purposes. E.g., when to train a language model, we project the hidden vector at each moment into the dictionary-sized output space to predict the next word. When to perform steganalysis, we project the hidden state at the last moment to the output vector sized 2, thereby classifying a text as carrier or stego.

C. Pre-training and Linguistic Steganalysis

Our intuition is that, because the language model is naturally capable of detecting stego texts, we are able to give the classifier some priori knowledge of the language model through pre-training to enhance the steganalysis ability. The RNN has achieved good performance in steganalysis, and also has strong sequence modeling capabilities. Therefore, we introduce two RNN based methods for steganalysis. As shown in Fig. 3 and Fig. 4, both methods include two steps. First, carrier texts in the training set are used for pre-training. Then, the pre-trained parameters are used to initialize the model to perform regular steganalysis. Referring to Fig. 4, there are two ways for pre-training. One is to train a traditional language model, that is, to predict the next word of a word. Another method is to train a sequence autoencoder, i.e., using the encoder to encode the text into a vector (that is, the hidden vector at the last moment), and then using this vector as the initial hidden vector to reconstruct the input text with the decoder. One thing to note is that the encoder and decoder are the same LSTM network, which also means that their weights are the same.

In this study, we use the pre-trained LSTM parameters with part of language model knowledge for parameter initialization of the steganalysis model, which can improve the steganalysis performance and the convergency efficiency when compared to random initialization. The specific process is briefly described as follows. We input a text into the pre-trained LSTM network

and project the hidden vector at the last moment to the output vector containing two elements using a fully-connected layer. The softmax function is then used to further transform the real vector into a probability vector. During training, we minimize the cross entropy between the prediction distribution and the ground-truth distribution. During testing, a text is classified as carrier or stego according to the prediction result.

III. EXPERIMENTAL RESULTS AND ANALYSIS

A. Setup

The steganographic methods tested in this paper are FLC [9] and VLC [9]. The difference between FLC and VLC is that different information encoding methods are used in the text generation stage. The former uses fixed-length coding, while the latter uses variable-length coding. The datasets MOVIE [20] and TWITTER [25] are used to train language models. The mean length of sentences for MOVIE and TWITTER are around 20 and 10. The number of sentences for them approach 1.3×10^6 and 2.6×10^6 , respectively. Both datasets have near 5×10^4 different words. Each language model is used to produce 1×10^4 stego texts with the corresponding embedding rate. These stego texts together with carrier texts (which were randomly chosen from the original natural corpus) are used for steganalysis. Each dataset is randomly split to three disjoint subsets for training (63%), validation (7%) and testing (30%).

During pre-training, the hyperparameter settings of the two pre-training methods are the same. We map a word to a 128-D vector through an embedding layer. The dropout function after the embedding layer takes a retention probability of 0.5. The number of layers of RNN is set to 2, the hidden vector is 256-D. The learning rate is 10^{-3} , and the Adam [26] optimizer is used. After pre-training, we directly use the pre-trained model parameters as the initial values for steganalysis training, so the hyperparameters are unchanged, but a fully connected layer is added after the last hidden vector to map it to a vector sized 2, from which we can get a probability vector by using softmax.

We use three most common indicators, i.e., accuracy (A), precision (P) and recall (R), for performance evaluation [19]:

$$\begin{cases} A = (N_{tp} + N_{tn}) / (N_{tp} + N_{fp} + N_{tn} + N_{fn}) \\ P = N_{tp} / (N_{tp} + N_{fp}), R = N_{tp} / (N_{tp} + N_{fn}) \end{cases} \quad (3)$$

where N_{tp} , N_{tn} , N_{fp} and N_{fn} denote the number of correctly classified stegos, the number of correctly classified carriers, the

TABLE I
DETECTION RESULTS USING DIFFERENT STEGANALYSIS MODELS FOR DIFFERENT STEGANOGRAPHIC METHODS UNDER DIFFERENT SETTINGS.

Steganalysis model \rightarrow			FCN [15]			CNN [16]			RNN [17]			LM-RNN			AE-RNN		
Dataset	Method	Rate (bpw)	A	P	R	A	P	R	A	P	R	A	P	R	A	P	R
MOVIE	FLC	1.000	0.897	0.912	0.879	0.954	0.939	0.971	0.959	0.939	0.983	0.964	0.954	0.975	0.967	0.964	0.970
		2.000	0.845	0.859	0.825	0.930	0.897	0.971	0.931	0.897	0.974	0.952	0.941	0.964	0.951	0.944	0.960
		3.000	0.800	0.793	0.812	0.922	0.890	0.962	0.929	0.906	0.957	0.934	0.914	0.959	0.938	0.926	0.953
		4.000	0.765	0.737	0.824	0.918	0.901	0.939	0.925	0.924	0.925	0.932	0.913	0.956	0.932	0.920	0.946
		5.000	0.792	0.800	0.779	0.916	0.924	0.905	0.925	0.920	0.930	0.937	0.918	0.959	0.941	0.931	0.952
	VLC	1.000	0.893	0.920	0.861	0.953	0.931	0.976	0.956	0.939	0.976	0.970	0.962	0.978	0.970	0.971	0.969
		2.229	0.843	0.863	0.814	0.931	0.898	0.973	0.937	0.909	0.970	0.956	0.939	0.975	0.955	0.944	0.967
		3.298	0.812	0.830	0.786	0.927	0.890	0.973	0.929	0.895	0.971	0.949	0.936	0.963	0.944	0.934	0.956
		4.335	0.792	0.793	0.790	0.924	0.893	0.964	0.921	0.877	0.979	0.941	0.927	0.957	0.937	0.921	0.955
		4.817	0.787	0.786	0.789	0.919	0.884	0.964	0.930	0.907	0.958	0.938	0.915	0.965	0.940	0.929	0.953
TWITTER	FLC	1.000	0.788	0.828	0.725	0.886	0.855	0.930	0.890	0.855	0.940	0.896	0.882	0.915	0.910	0.898	0.925
		2.000	0.754	0.751	0.760	0.874	0.843	0.919	0.888	0.852	0.938	0.888	0.868	0.914	0.904	0.897	0.912
		3.000	0.723	0.726	0.716	0.878	0.845	0.925	0.887	0.858	0.928	0.890	0.864	0.927	0.904	0.885	0.928
		4.000	0.708	0.669	0.822	0.876	0.858	0.902	0.893	0.893	0.893	0.894	0.864	0.936	0.906	0.885	0.933
		5.000	0.729	0.683	0.855	0.887	0.885	0.889	0.907	0.925	0.886	0.911	0.887	0.943	0.917	0.907	0.929
	VLC	1.000	0.788	0.809	0.753	0.886	0.847	0.941	0.899	0.890	0.909	0.910	0.888	0.938	0.912	0.904	0.920
		2.201	0.747	0.743	0.754	0.880	0.868	0.896	0.892	0.881	0.906	0.896	0.892	0.902	0.906	0.908	0.904
		3.257	0.733	0.726	0.750	0.870	0.827	0.934	0.887	0.876	0.902	0.890	0.854	0.941	0.899	0.880	0.923
		4.285	0.725	0.724	0.726	0.876	0.847	0.917	0.881	0.866	0.901	0.882	0.851	0.927	0.898	0.887	0.912
		5.288	0.721	0.696	0.783	0.876	0.850	0.912	0.887	0.885	0.889	0.889	0.858	0.933	0.898	0.902	0.894

TABLE II
MEAN ACCURACY DUE TO DIFFERENT SIZES OF PRE-TRAINING DATASET.

Steganalysis model \rightarrow		LM-RNN	AE-RNN
Dataset	Number of pre-training samples		
MOVIE	6.3×10^3	0.947	0.948
	1.2×10^4	0.949	0.953
	1.8×10^4	0.949	0.953
TWITTER	6.3×10^3	0.895	0.905
	1.2×10^4	0.899	0.914
	1.8×10^4	0.901	0.916

number of incorrectly classified stegos, as well as the number of incorrectly classified carriers, respectively. Generally, higher A, P and R correspond to the better steganalysis performance.

B. Results

We compare the proposed steganalysis work with the latest baseline models based on fully connected network (FCN) [15], convolutional neural network (CNN) [16] and RNN [17]. To show the improvement brought by our models when compared to the randomly initialized RNN model, the hyperparameter settings for the RNN model used in [17] are consistent with ours. Table I shows the experimental results. We can conclude that: First, the proposed LM-RNN and AE-RNN have achieved the best detection results, which can verify the feasibility and superiority of the proposed perspective. Second, by comparing with the randomly initialized RNN [17], it can be inferred that the performance improvement is significant. It indicates that, giving the classifier part of the language model knowledge in advance can indeed improve the steganalysis performance. In addition, AE-RNN is more superior than LM-RNN, which may be due to the reason that the traditional language model training focuses on predicting the next word, but AE-RNN not only does this, but also learns the entire sentence information and therefore has the stronger language modeling capabilities.

We have also tested the performance of randomly initialized RNNs and pre-trained RNNs in terms of the loss convergence efficiency. As shown in Fig. 4, pre-training can lead to significant improvement in loss convergence efficiency. Actually, since carrier texts can be shared when to perform steganalysis experiments on the same data set, we only need to pre-train the RNN model once to speed up various steganalysis for different

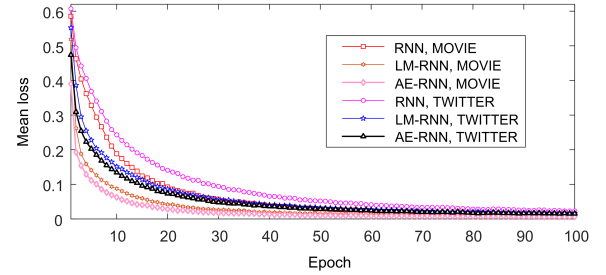


Fig. 5. The mean loss curves. For each point in each curve, we collect ten loss values (since there are two steganographic algorithms and five different embedding rates) and determine the mean value as the result to be plotted.

steganographic methods and different embedding rates, which greatly improves the training efficiency.

In the real-world, we may be able to collect more carrier texts for pre-training. We use more carrier texts for pre-training to evaluate its impact on the steganalysis performance. Table II shows the mean accuracy due to different sizes of pre-training dataset, e.g., 0.947 is the mean value of the ten accuracy values of LM-RNN (tested on the MOVIE dataset) shown in Table I. There has no intersection between pre-training set and testing set. It can be inferred that the steganalysis performance can be further improved by using more carrier texts for pre-training, which inspires us to collect carrier texts as many as possible in practice so as to achieve superior steganalysis performance.

IV. CONCLUSION

We propose two methods for enhancing the performance of RNN-based steganalysis models. Our contribution is giving the RNN classifier some prior knowledge of the language model, and these prior knowledge can be effectively used to detect stego texts. Experimental results show that the two methods have achieved the best performance compared to related works and can greatly improve the training efficiency. In future, we will study how to pre-train deep models for image steganalysis.

REFERENCES

- [1] J. Fridrich, "Steganography in digital media: principles, algorithms, and applications," *Cambridge University Press*, 2009.

- [2] L. Huo, and Y. Xiao, "Synonym substitution-based steganographic algorithm with vector distance of two-gram dependency collocations," In: *Proc. IEEE Int. Conf. Computer Commun.*, pp. 2776-2780, 2016.
- [3] H. Hu, X. Zuo, W. Zhang, and N. Yu, "Adaptive text steganography by exploring statistical and linguistical distortion," In: *Proc. IEEE Int. Conf. Data Science in Cyberspace*, pp. 145-150, 2017.
- [4] Y. Liu, X. Sun, C. Gan, and H. Wang, "An efficient linguistic steganography for Chinese text," In: *Proc. IEEE Int. Conf. Multimed. Expo*, pp. 2094-2097, 2007.
- [5] M. Topkara, U. Topkara, and M. J. Atallah, "Information hiding through errors: a confusing approach," In: *Proc. SPIE, Security, Steganography, & Watermarking of Multimed. Cont. IX*, vol. 6505, pp. 321-332, 2007.
- [6] T. Fang, M. Jaggi, and K. Argyraki, "Generating steganographic text with LSTMs," *arXiv Preprint arXiv:1705.10742*, 2017.
- [7] H. Kang, H. Wu, X. Zhang, "Generative text steganography based on LSTM network and attention mechanism with keywords," In: *Proc. IS&T Electronic Imaging, Media Watermarking, Security and Forensics*, pp. 291-1-291-8(8), 2020.
- [8] Z. Ziegler, Y. Deng, and A. Rush, "Neural linguistic steganography," *arXiv Preprint arXiv:1909.01496*, 2019.
- [9] Z. Yang, X. Guo, Z. Chen, Y. Huang, and Y. Zhang, "RNN-Stega: linguistic steganography based on recurrent neural networks," *IEEE Tran. Inf. Forensics Security*, 14(5): 1280-1295, 2018.
- [10] Z. Yang, S. Zhang, Y. Hu, Z. Hu, and Y. Huang, "VAE-Stega: Linguistic steganography based on variational auto-encoder," *IEEE Trans. Inf. Forensics Security*, vol. 16, pp. 880-895, 2021.
- [11] Z. Chen, L. Huang, H. Miao, W. Yang, and P. Meng, "Steganalysis against substitution-based linguistic steganography based on context clusters," *Computers & Electrical Engineering*, 37(6): 1071-1081, 2011.
- [12] L. Xiang, X. Sun, G. Luo, and B. Xia, "Linguistic steganalysis using the features derived from synonym frequency," *Multimed. Tools Appl.*, 71(3): 1893-1911, 2014.
- [13] P. Meng, L. Hang, Z. Chen, Y. Hu, and W. Yang, "STBS: A statistical algorithm for steganalysis of translation-based steganography," In: *Proc. Int. Workshop Inf. Hiding*, pp. 208-220, 2010.
- [14] I. Goodfellow, Y. Bengio, and A. Courville, "Deep learning," *The MIT Press*, 2016.
- [15] Z. Yang, Y. Huang, and Y. Zhang, "A fast and efficient text steganalysis method," *IEEE Signal Process. Lett.*, 26(4): 627-631, 2019.
- [16] J. Wen, X. Zhou, P. Zhong, and Y. Xue, "Convolutional neural network based text steganalysis," *IEEE Signal Process. Lett.*, 26(3): 460-464, 2019.
- [17] Z. Yang, K. Wang, J. Li, Y. Huang, and Y. Zhang, "TS-RNN: Text steganalysis based on recurrent neural networks," *IEEE Signal Process. Lett.*, 26(12): 1743-1747, 2019.
- [18] S. Hochreiter, and J. Schmidhuber, "Long short-term memory," *Neural Computation*, 9(8): 1735-1780, 1997.
- [19] H. Wu, B. Yi, F. Ding, G. Feng, and X. Zhang, "Linguistic steganalysis with graph neural networks," *IEEE Signal Process. Lett.*, vol. 28, pp. 558-562, 2021.
- [20] A. L. Mass, R. E. Daly, P. T. Pham, D. Huang, A. Y. Ng, and C. Potts, "Learning word vectors for sentiment analysis," In: *Proc. Annual Meeting of the Association for Computational Linguistics*, pp. 142-150, 2011.
- [21] J. Devlin, M. Chang, K. Lee, and K. Toutanova, "BERT: Pre-training of deep bidirectional transformers for language understanding," *arXiv Preprint arXiv:1810.04805*, 2018.
- [22] A. Radford, J. Wu, R. Child, D. Luan, D. Amodei and I. Sutskever, "Language models are unsupervised multitask learners," In: *OpenAI Blog*, 2019, [online] Available: https://cdn.openai.com/better-language-models/language_models_are_unsupervised_multitask_learners.pdf
- [23] A. M. Dai, and Q. V. Le, "Semi-supervised sequence learning," *arXiv Preprint arXiv:1511.01432*, 2015.
- [24] I. Sutskever, O. Vinyals, and Q. V. Le, "Sequence to sequence learning with neural networks," *arXiv Preprint arXiv:1409.3215*, 2014.
- [25] A. Go, R. Bhayani, and L. Huang, "Twitter sentiment classification using distant supervision," *Stanford CS224N Project Reports*, 6 pages, 2009.
- [26] D. P. Kingma, and J. Ba, "Adam: a method for stochastic optimization," *arXiv preprint arXiv:1412.6980*, 2014.