

On shared and multiple information

Cesare Magri*

1 Introduction

The goal of this article is to address three outstanding problems in information theory. *Problem one* is the definition of a non-negative decomposition of the information conveyed by two or more sources about a target variable into the specific contribution of each possible combination of the sources [1]. *Problem two* is the definition of a measure of information shared by several sources about the target variable [1]. *Problem three* is the definition of a measure of multiple mutual information, that is, the extension of mutual information to more than two variables [2, 3].

We assume that the reader is familiar with Hu and Yeung's set-theoretic structure of Shannon's information theory [2, 4] and with the partial information decomposition and partial information diagrams of Williams and Beer [1]. Here we briefly summarize the main concepts of these theories.

Hu and Yeung [2, 4] proposed a correspondence between information theory and set theory based on a substitution of symbols. They showed that this correspondence induces a measure (called *I*-measure) on the atoms of an information diagram, that is, a Venn diagram in which each variable is assigned a region of size corresponding to its entropy. Figures 1a and 1b illustrate the information diagrams for two and three variables. The problem with the Hu and Yeung approach is that it is not always clear how to interpret the *I*-measure for more than two variables.

Williams and Beer [1] proposed a correspondence between set theory and information theory based on the intuitive idea that a number of sources, $\{X_1, \dots, X_N\}$, can share information about a target variable Y . They encoded this intuition into a number of axioms that a desirable measure of shared information should satisfy. They showed that any measure of shared information that satisfies these axioms induces a measure (called PI-function) on the atoms of a partial information diagram, that is, a Venn diagram in which each subset $A \subseteq \{X_1, \dots, X_N\}$ is assigned a region of size $I(A; Y)$. Figures 1c and 1d illustrate the partial information diagrams for two and three sources. Williams and Beer proposed that the PI-function has the potential to capture our intuition of synergy, redundancy and unique information. There are currently two issues with the approach proposed by Williams and Beer. The first issue [5] is that the proposed axioms do not identify a unique measure of shared information and, to date, no agreed-upon measure of shared information has been found. The second issue is how to relate PI-diagrams to the information diagrams of Hu and Yeung.

We introduce a novel expansion of Shannon's mutual information on singled-out features of the target variable. We call each set of singled-out features a descriptor of the target. To address problem one, we put forward the idea that the choice of the descriptor affects the way in which the sources interact to provide the total information. We build a measure of information shared by the sources *about the descriptor* and we show that this measure induces a non negative PI-function. To address problem two, we extend the descriptor-dependent measure of shared information to a measure of information shared by the sources *about the target*. To address problem three, we show that the proposed measure of shared information allows drawing a link between PI-diagrams and information diagrams and allows defining a measure of multiple mutual information that is compatible with both Hu and Yeung, and Williams and Beer set-theoretic correspondences.

2 Expansion of mutual information on a descriptor of the target variable

Let $P(X, Y)$ be a discrete probability distribution. Without implying any causal relationship, we call X the *source* variable and Y the *target* variable. Consider a deterministic function $f^1 : Y \rightarrow Y^1$. Because X and Y^1 are independent given Y , we can rewrite Shannon's mutual information between X and Y [6] as follows¹

$$I(X; Y) = I(X; Y^1) + \sum_{y^1} p(y^1) \cdot I(X; Y | y^1) \quad (1)$$

*You can contact me at: cesare.magri@posteo.de

¹We denote random variables with capital letters, e.g., $X = \{X_1, \dots, X_N\}$ denotes a N -variate random variable. We denote realizations of random variables with lower-case letters, e.g., $x = \{x_1, \dots, x_M\}$ denotes the alphabet of X . We denote probability distributions with a capital letter, e.g., $P(X_1, X_2)$, and values of specific realisations with lower case shorthand, e.g., $p(x_1, x_2)$ for $P(X_1=x_1, X_2=x_2)$. When there is no ambiguity, we also use the shorthand notation $I(X; Y | y^1)$ for $I(X; Y | Y^1=y^1)$.

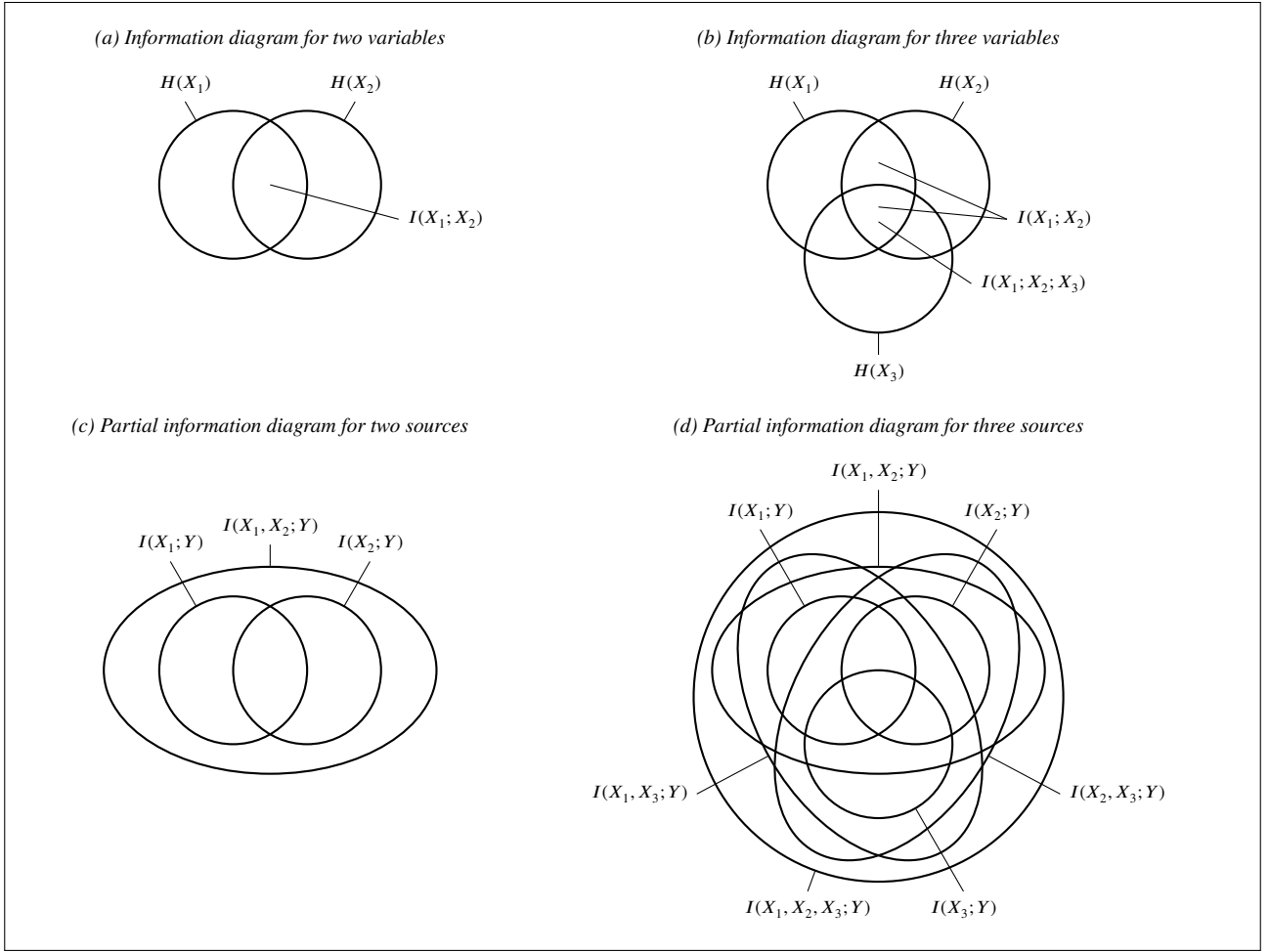


Figure 1: Examples of information diagrams and partial information diagrams. In information diagrams each variable X_n is assigned a region of size $H(X_n)$. Shannon's mutual information is visualized as the intersection of two regions of size $H(X_1)$ and $H(X_2)$, panel a. The generalization of mutual information to more than two variables is visualized as the intersection of all regions in the information diagram, panel b. In partial information diagrams each subset $A \subseteq \{X_1, \dots, X_N\}$ is assigned a region of size $I(A; Y)$, panels c and d.

Equation (1) corresponds to breaking the mutual information onto different features of the target variable. The idea is that a deterministic function partitions the elements of a discrete random variable into subsets that can be interpreted as a singled out feature of Y [7]. For example, let the outcomes of Y be objects and let $f^1 : Y \rightarrow Y^1$ be the function that singles out the color of an object. Each element of Y^1 is a subset of objects of Y of a given color. Using Equation (1), $I(X; Y)$ can then be split into two parts. The first part is the average of terms of the form $I(X; Y | \text{color})$, *i.e.*, the information between X and the elements of Y of a given color. The second part is the information, $I(X; Y^1)$, conveyed by X about the color variable Y^1 .

We can further single out features from Y^1 through a deterministic function $f^2 : Y^1 \rightarrow Y^2$, obtaining

$$I(X; Y) = I(X; Y^2) + \sum_{y^2} p(y^2) \cdot I(X; Y^1 | y^2) + \sum_{y^1} p(y^1) \cdot I(X; Y | y^1) \quad (2)$$

Resuming our example with colors, let $f^2 : Y^1 \rightarrow Y^2$ be the function that returns the temperature of a color. We can expand $I(X; Y^1)$ as the average of $I(X; Y^1 | \text{warm})$ and $I(X; Y^1 | \text{cool})$, plus the information, $I(X; Y^2)$, conveyed by X about the temperature feature.

If we denote Y^0 in place of Y and rewrite $I(X; Y^2)$ as $I(X; Y^2 | Y^3)$, for the identity map $f^3 : Y^2 \rightarrow Y^3$, we can write Equation (2) in a compact form, as follows

$$I(X; Y) = \sum_{\ell=1}^3 \sum_{y^\ell} p(y^\ell) \cdot I(X; Y^{\ell-1} | y^\ell) \quad (3)$$

We can generalize Equation (3) to any Markov chain $\mathcal{Y} \triangleq Y^0 \rightarrow Y^1 \rightarrow \dots \rightarrow Y^L$ that satisfies

$$(*) = \begin{cases} Y^0 = Y, \\ Y^\ell = f^\ell(Y^{\ell-1}), \text{ for } f^\ell \text{ deterministic, } \ell = 1, \dots, L \\ Y^L \text{ has only one possible realization} \end{cases}$$

obtaining

$$I(X; Y) = \sum_{\ell=1}^L \sum_{y^\ell} p(y^\ell) \cdot I(X; Y^{\ell-1} | y^\ell) \quad (4)$$

We call *descriptor* of Y any chain \mathcal{Y} satisfying $(*)$ and we denote with Ω_Y the set of all possible descriptors of any length. An example of computation of Equation (4) is shown in Figure 2a. Finally, we note that the canonical expression of Shannon's mutual information [6] corresponds to the expansion of $I(X; Y)$ obtained for $\mathcal{Y} = Y^0 \rightarrow Y^1$, with $f^1 : Y^0 \rightarrow Y^1$ constant, and corresponds to computing the information between X and Y with one single term, considering all possible features of Y at once. We call this the Shannon descriptor.

3 Addressing problem one

Let $X = \{X_1, \dots, X_N\}$ and let $A_1, \dots, A_K \in \mathcal{P}_1(X)$ be nonempty and potentially overlapping subsets of X , called *sources* [1]. $\mathcal{P}_1(X) = \mathcal{P}(X) \setminus \emptyset$ and $\mathcal{P}(X)$ is the power-set of X . We propose that the way, in which the sources interact to convey the information about the target variable depends on the choice of the descriptor \mathcal{Y} . To illustrate this idea, we consider example UNQ from [8]. The zero bits of shared information expected for UNQ are often explained by noting that we can partition the outcomes of the target variable into two subsets so that X_1 explains the information conveyed by X *within* the subsets while X_2 explains the information conveyed by X *between* the subsets, Figure 2b and 2c². The decomposition of $I(X_1, X_2; Y)$ into the specific contribution of each possible combination of the sources for this descriptor, therefore, is expected to include two terms corresponding to the individual contribution of X_1 and X_2 . Let's now consider the Shannon descriptor instead. For this descriptor we cannot completely disentangle the contributions of X_1 and X_2 to the information conveyed by X about the different extracted features of Y . For the Shannon descriptor, therefore, we expect the information shared by the two sources to be non-null. This example suggests that any decomposition of the total information into the specific contribution of each possible combination of sources should be a function of the descriptor \mathcal{Y} of Y .

To build such decomposition, we follow the same approach used by Williams and Beer for constructing the I_{min} measure [1]. We replace each term in expansion (4) with the minimum information that any source provides about each feature of Y , as singled out by the descriptor \mathcal{Y}

$$I(A_1 : \dots : A_K; \mathcal{Y}) \triangleq \sum_{\ell=1}^L \sum_{y^\ell} p(y^\ell) \cdot \min_{k=1, \dots, K} \{I(A_k; Y^{\ell-1} | y^\ell)\}. \quad (5)$$

Equation (5) satisfies the Williams and Beer axioms. Following the same approach used by Williams and Beers to prove that the I_{min} measure induces a non-negative PI-function [1], it is possible to show³ that Equation (5) induces a non-negative PI-function

$$\mu(A_1 : \dots : A_K; \mathcal{Y}) = I(A_1 : \dots : A_K; \mathcal{Y}) - \sum_{\ell=1}^L \sum_{y^\ell} p(y^\ell) \max_{\substack{\{B_1, \dots, B_H\} \in \\ \{A_1, \dots, A_K\}^-}} \left\{ \min_{h=1, \dots, H} \{I(B_h; Y^{\ell-1} | y^\ell)\} \right\} \quad (6)$$

where $\{A_1, \dots, A_K\}^-$ denotes the subsets of $\mathcal{A}(X) := \{\alpha \in \mathcal{P}_1(\mathcal{P}_1(X)) : \forall A_i, A_j \in \alpha, A_i \not\subset A_j\}$, which are covered by $\{A_1, \dots, A_K\}$ according to the redundancy partial order defined in [1].

While Equation (5) cannot be interpreted as a desirable measure of information shared by the sources about the target variable—because it is not univocally defined by Y —, it can be interpreted as a measure of the information shared by the sources about the descriptor. Accordingly, we propose to interpret Equation (6) as the descriptor-dependent contributions of each possible combination of the sources to the total information.

²See also Appendix A.1 for a graphical illustration of UNQ and of the descriptor that provides the desired decomposition of mutual information for this example.

³See also Appendix C from [9].

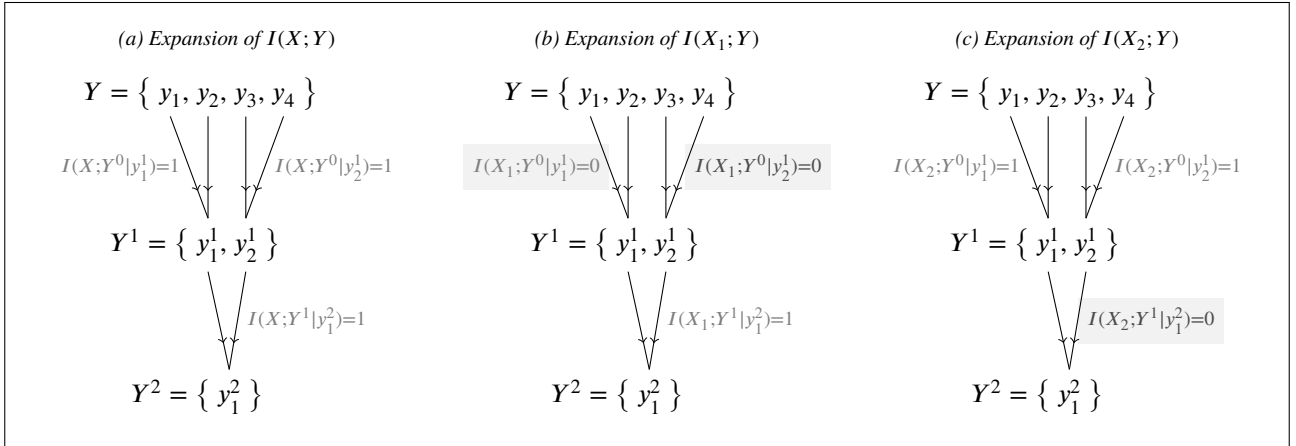


Figure 2: Expansion of $I(X; Y)$ according to equation (4) for the probability distribution $p(0, 0, y_1) = p(1, 0, y_2) = p(0, 1, y_3) = p(1, 1, y_4) = 1/4$ for the descriptor \mathcal{Y} obtained for $f^1 : X^0 \rightarrow Y^1$ and $f^2 : Y^1 \rightarrow Y^2$ defined as $f^1(y_1) = f^1(y_2) = y_1^1$, $f^1(y_3) = f^1(y_4) = y_2^1$, and $f^2(y_1^1) = f^2(y_2^1) = y_1^2$, respectively. The expansion of $I(X_1; Y)$ and $I(X_2; Y)$ according to equation (4) for the same descriptor is shown in panels b and c. The value of the shared information $I(X_1; X_2; \mathcal{Y}) = 0$ bit is obtained as the weighted sum of the terms highlighted in gray in panels (b) and (c).

4 Addressing problem two

We build a measure of the information shared by the sources about the target variable from Equation (5) by considering the minimum of Equation (5) over all possible descriptors of Y , as follows

$$I(A_1 : \dots : A_K; Y) \triangleq \min_{\mathcal{Y} \in \Omega_Y} \left\{ I(A_1 : \dots : A_K; \mathcal{Y}) \right\} \quad (7)$$

The minimization removes the dependency of the shared information measure on the descriptor. We can thus interpret Equation (7) as a measure of information shared about the target variable.

Equation (7) satisfies several properties that have been proposed to be desirable in a measure of information shared about Y . First, Equation (7) returns the expected values of shared information for all examples considered in the literature⁴. Second, Equation (7) is non-negative⁵. Third, Equation (7), satisfies the Williams and Beer axioms. Fourth, Equation (7) satisfies the identity property [10], $I(X_1 : X_2; X_1, X_2) = I(X_1; X_2)$. Fifth, Equation (7) also satisfies the Blackwell property [5], $I(X_1 : X_2; Y) = I(X_1; Y)$ if $X_1 = f(X_2)$ for some deterministic function $f : X_1 \rightarrow X_2$. Sixth, Equation (7) can be generalized to any number of sources. Seventh, Equation (7) depends only on the marginal distributions $P(A_k, Y)$ [11]. Eighth, the information quantified in Equation (7) is accessible [11], since it can be extracted [7] from the realizations of A_1, \dots, A_K . Finally, ninth, as proposed in previous work [5], Equation (7) identifies a dual measure, $U(A_1 : \dots : A_K; Y)$, of the information jointly conveyed by the source about the target variable, as follows

$$U(A_1 : \dots : A_K; Y) \triangleq \max_{\mathcal{Y} \in \Omega_Y} \left\{ U(A_1 : \dots : A_K; \mathcal{Y}) \right\} \quad (8)$$

where

$$U(A_1 : \dots : A_K; \mathcal{Y}) \triangleq \sum_{\ell=1}^L \sum_{y^\ell} p(y^\ell) \cdot \max_{k=1, \dots, K} \left\{ U(A_k; Y^{\ell-1} | y^\ell) \right\}. \quad (9)$$

Equation (9) satisfies properties which are dual to those of Equations (7). Equations (5) and (9) are related by the inclusion-exclusion principle through the maximum-minimums identity. However, the same is not true for Equations (7) and (8), except that for the case $N = 2$. For $K = 2$ the maximum-minimums identity guarantees that a single descriptor exists, which minimizes Equation (7) for all collections of sources. For two sources, therefore the PI-function $\mu(A_1 : \dots : A_K; Y)$ induced by Equation (7) is also guaranteed to be non negative, a property which has been called local positivity [12]. However, for $K > 2$ a descriptor that minimizes Equation (7) for all choices of $\{A_1, \dots, A_K\}$ does not necessarily exist. Equation (7) is thus not guaranteed to satisfy local positivity for $K > 2$. This result is in agreement with the fact that there can be no measures of shared information that satisfies the Williams and Beer axioms, the identity property and local-positivity for $K > 2$ [13]. In other words, for $K > 2$ we might not be able to generate a PI-diagram in which all intersections can be interpreted as information shared by the sources about Y .

⁴See Appendix A.1 for a description of the examples and their decompositions.

⁵See Appendix A.2 for proofs of the non-negativity, Williams and Beer axioms, the identity property, and the Blackwell property.

5 Addressing problem three

The correspondence between Shannon's information measure and information diagrams for two variables has led to hypothesize the existence of a generalization of Shannon's mutual information to more than two variables [2], Figure 3a. Currently, no agreed-upon measure of multiple mutual information has been identified [3]. Based on the information-diagram correspondence, we propose that a measure, $I(X_1; \dots; X_N)$, of multiple mutual information should satisfy the following properties:

1. *Non-negativity*: $I(X_1; \dots; X_N) \geq 0$ for all $P(X_1, \dots, X_N)$.
2. *Symmetry*: $I(X_1; \dots; X_N)$ is invariant to permutations of X_1, \dots, X_N .
3. *Monotonicity*: $I(X_1; \dots; X_{N-1}) \geq I(X_1; \dots; X_N)$.
4. *Self-information*: $I(X_1; \dots; X_N)$ reduces to Shannon's mutual information and entropy for $N = 2$ and $N = 1$, respectively.
5. *Blackwell property*: If $X_{N-1} = f(X_N)$ for some $f : X_N \rightarrow X_{N-1}$ then $I(X_1; \dots; X_N) = I(X_1; \dots; X_{N-1})$, Figure 3b. This also implies $I(X_1; \dots; X_N) = H(X_1)$ if X_1, \dots, X_N form a Markov chain $X_N \rightarrow X_{N-1} \rightarrow \dots \rightarrow X_1$, Figure 3c.
6. *Shannon property*: If $\bar{n} \in \{1, \dots, N\}$ exists such that $p(x_{\bar{n}}, x_n) = p(x_{\bar{n}}) \cdot p(x_n)$, for all $n \neq \bar{n}$ and all $x \in X$, then $I(X_1; \dots; X_N) = 0$, Figure 3d. This also implies $I(X_1; \dots; X_N) = 0$ if $p(x_1, \dots, x_N) = p(x_1) \cdot \dots \cdot p(x_N)$ for all $x \in X$, Figure 3e. However, $I(X_1; \dots; X_N) = 0$ does *not* imply $p(x_{n_1}, x_{n_2}) = p(x_{n_1}) \cdot p(x_{n_2})$ for any $n_1, n_2 = 1, \dots, N$, Figure 3f.

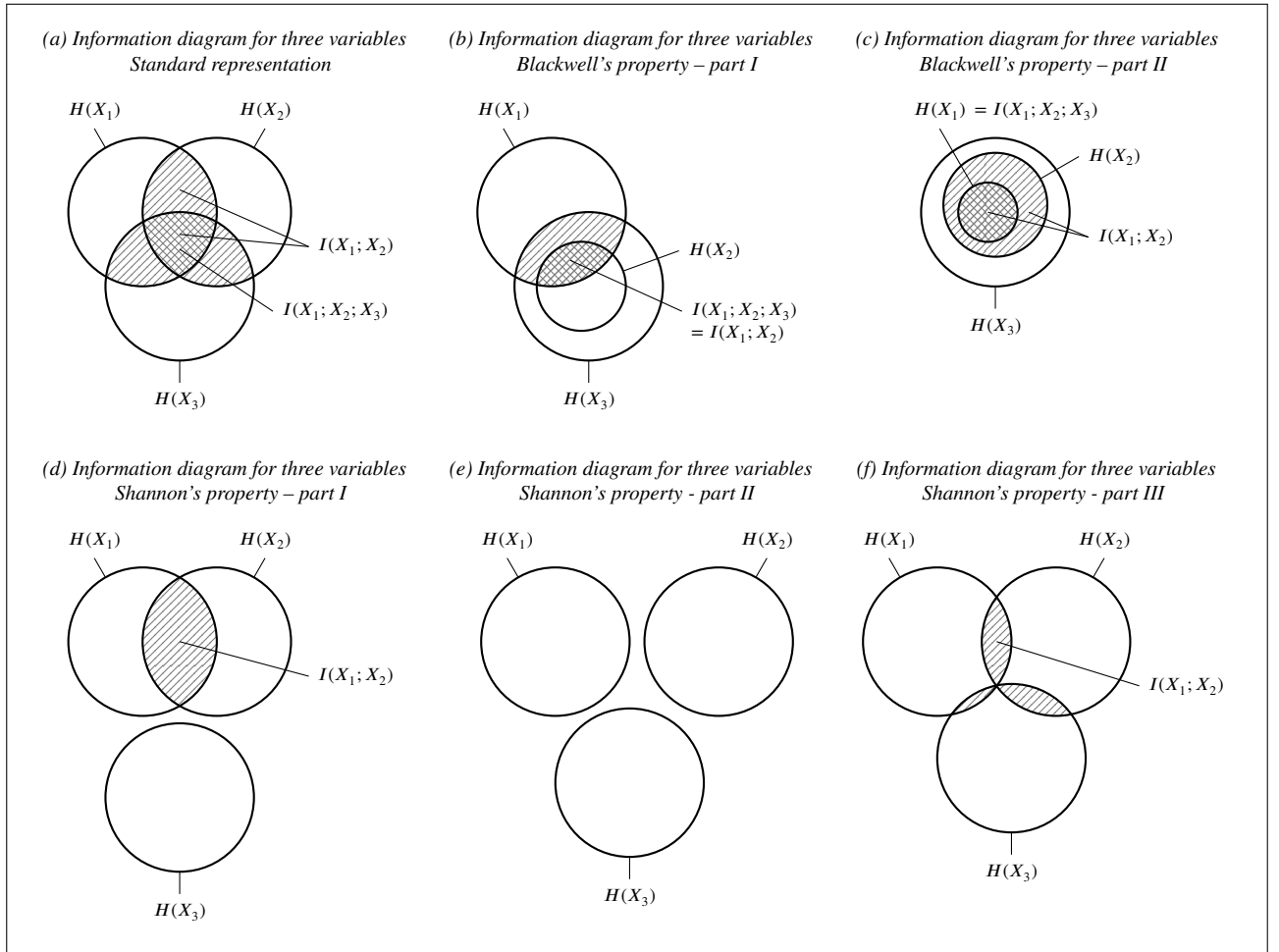


Figure 3: Information diagrams for three variables. a) Standard representation. Each variable is assigned a region of size corresponding to its entropy. The multiple mutual information is visualized as the intersection of the three regions. b) If $X_2 = f(X_3)$ we expect $I(X_1; X_2; X_3) = I(X_1; X_2)$. c) If $X_2 = f(X_3)$ and $X_1 = f'(X_2)$ we expect $I(X_1; X_2; X_3) = H(X_1)$. d) If $p(x_1, x_3) = p(x_1) \cdot p(x_3)$ and $p(x_2, x_3) = p(x_2) \cdot p(x_3)$ we expect $I(X_1; X_2; X_3) = 0$. e) If $p(x_1, x_2, x_3) = p(x_1) \cdot p(x_2) \cdot p(x_3)$ we expect $I(x_1; X_2; X_3) = 0$. f) We expect that it is possible to have $I(X_1; X_2; X_3) = 0$ even when $I(X_1; X_2), I(X_2; X_3), I(X_1; X_3) > 0$.

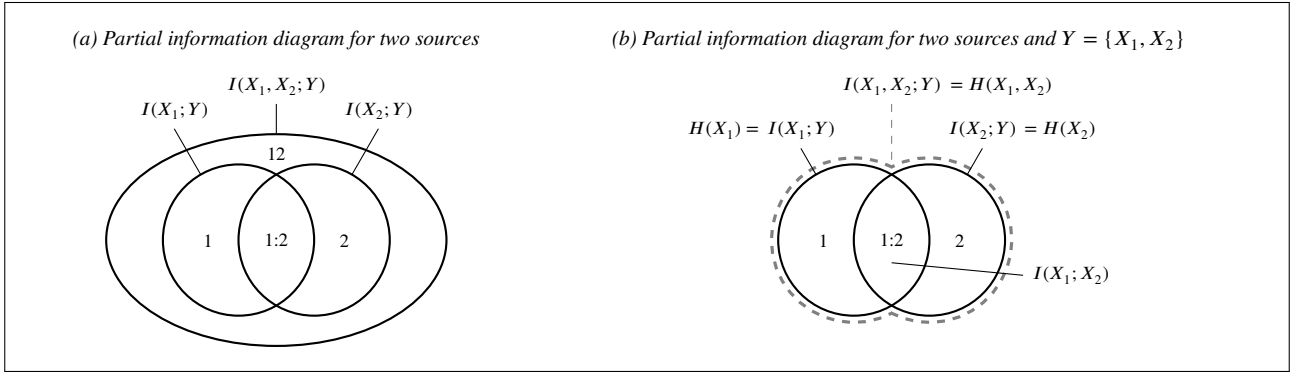


Figure 4: Partial information diagrams for two sources for the measure of shared information defined in Equation (7). We use the shorthand notation $i:j$ for $\mu(X_i; X_j; Y)$. a) Standard representation. b) If $Y = X$ the partial information diagram for two sources reduces to the information diagram for two variables.

Properties 2-4 are reminiscent of the Williams and Beer axioms for shared information [1]. This correspondence suggests that it might be possible to derive a measure of multiple information from a measure of shared information. To this aim we note that, for any measure of shared information that satisfies the identity property, the PI-diagram for two sources, Figure 4a, reduces to the information diagram for two variables when $Y = X$, Figure 4a. Based on this correspondence, we propose to define multiple mutual information $I(X_1; \dots; X_N)$, as follows

$$I(X_1; \dots; X_N) \triangleq I(X_1 : \dots : X_N; X_1, \dots, X_N) \quad (10)$$

Local-positivity, symmetry, monotonicity, self-information and the Blackwell property follow from the properties of Equation (7). In Appendix A.3, we also show that Equation (10) satisfies the Shannon property.

6 Discussion

We developed a novel decomposition of mutual information, Equation (4). Unlike point-wise decompositions [14], Equation (4) does not attempt to decompose mutual information into singled-out *outcomes* of the target variable. Instead, Equation (4) decomposes mutual information onto singled-out *features* of the target variable. Mutual information is intrinsically a non point-wise measure, as epitomized by the fact that mutual information is null whenever the alphabet of any of the two arguments has cardinality one. While the terms of point-wise decompositions cannot be interpreted in terms of Shannon's quantities, the terms of Equation (4) are themselves mutual informations.

We proposed that, for more than two sources, we must disentangle the problem of decomposing mutual information into the contribution of each collection of sources from the problem of providing a definition of information shared by the sources about the target variable. The problem of quantifying the information conveyed specifically by a collection of sources depends on the choice of the descriptor of the target variable while shared information is descriptor-independent. This approach allows reconciling our intuition that the information conveyed specifically by a collection of sources should be non-negative with the results from [13] that a non-negative measure of shared information is not compatible with the partial information decomposition.

While our measure of information satisfies several of the properties that have been proposed to be desirable for a measure of shared information it is easy to show that it does not satisfy left monotonicity⁶ [12]. We propose that no measure of shared information exists, which satisfies left monotonicity and is compatible with the accepted values of shared information for the canonical examples. This is because distribution⁷ AND can be obtained from distribution UNQ [8] through a transformation of the realizations of the target. However the amount of shared information in AND is expected to be higher than that in UNQ [8]. This also implies that no measure of shared information exists which is compatible with the expected breakdown for the canonical examples and which satisfies strong symmetry and the left chain rule [12]. In future work it will be interesting to investigate the properties of the distribution $P(X, Y)$, for $N > 2$, for which a single descriptor exists which minimizes equation (7) for all choices of the collection of sources.

We proposed a new measure of multiple information. We note that among the measures of multiple information proposed in the literature [3] ours and McGill's interaction information [15, 2] are compatible with the set-theoretic intuition of multiple mutual information that we derive from the information diagrams. However, unlike interaction information [1, 2], our measure of multiple information is guaranteed to be non-negative.

⁶See, for example, Theorem 6 in Appendix A.3.

⁷See Appendix A.1 for a description of examples AND and UNQ and their decompositions.

6.1 Acknowledgements

I would like to thank Andrei Romashchenko for providing a counterexample, which was essential to the development of this theory, Daniel Chicharro and Artemy Kolchinsky for answering many of my questions on the partial information decomposition theory, and Niklas Ludtke for his feedback to the manuscript.

References

- [1] Paul L. Williams and Randall D. Beer. Nonnegative Decomposition of Multivariate Information. *arXiv:1004.2515 [math-ph, physics:physics, q-bio]*, April 2010. arXiv: 1004.2515.
- [2] Raymond W. Yeung. *A First Course in Information Theory*. Information Technology: Transmission, Processing and Storage. Springer US, Boston, MA, 2002.
- [3] Nicholas Timme, Wesley Alford, Benjamin Flecker, and John M. Beggs. Synergy, redundancy, and multivariate information measures: an experimentalist’s perspective. *Journal of Computational Neuroscience*, 36(2):119–140, April 2014.
- [4] Hu Kuo Ting. On the Amount of Information. *Theory of Probability & Its Applications*, 7(4):439–447, January 1962.
- [5] Artemy Kolchinsky. A novel approach to multivariate redundancy and synergy. *arXiv:1908.08642 [cs, math, q-bio, stat]*, February 2020. arXiv: 1908.08642.
- [6] C. E. Shannon. A Mathematical Theory of Communication. *Bell System Technical Journal*, 27(3):379–423, July 1948.
- [7] Johannes Rauh, Pradeep Kr Banerjee, Eckehard Olbrich, Jürgen Jost, and Nils Bertschinger. On extractable shared information. *Entropy*, 19(7):328, July 2017. arXiv: 1701.07805.
- [8] Virgil Griffith and Christof Koch. Quantifying Synergistic Mutual Information. In Mikhail Prokopenko, editor, *Guided Self-Organization: Inception*, volume 9, pages 159–190. Springer Berlin Heidelberg, Berlin, Heidelberg, 2014.
- [9] Daniel Chicharro and Stefano Panzeri. Synergy and Redundancy in Dual Decompositions of Mutual Information Gain and Information Loss. *Entropy*, 19(2):71, February 2017.
- [10] Malte Harder, Christoph Salge, and Daniel Polani. Bivariate measure of redundant information. *Physical Review E*, 87(1):012130, January 2013.
- [11] Nils Bertschinger, Johannes Rauh, Eckehard Olbrich, Jürgen Jost, and Nihat Ay. Quantifying Unique Information. *Entropy*, 16(4):2161–2183, April 2014.
- [12] Nils Bertschinger, Johannes Rauh, Eckehard Olbrich, and Jürgen Jost. Shared Information—New Insights and Problems in Decomposing Information in Complex Systems. In Thomas Gilbert, Markus Kirkilionis, and Gregoire Nicolis, editors, *Proceedings of the European Conference on Complex Systems 2012*, pages 251–269. Springer International Publishing, Cham, 2013. Series Title: Springer Proceedings in Complexity.
- [13] Johannes Rauh, Nils Bertschinger, Eckehard Olbrich, and Jürgen Jost. Reconsidering unique information: Towards a multivariate information decomposition. In *2014 IEEE International Symposium on Information Theory*, pages 2232–2236, Honolulu, HI, USA, June 2014. IEEE.
- [14] M. R. DeWeese and M. Meister. How to measure the information gained from one symbol. *Network (Bristol, England)*, 10(4):325–340, November 1999.
- [15] William J. McGill. Multivariate information transmission. *Psychometrika*, 19(2):97–116, 1954.
- [16] Virgil Griffith and Tracey Ho. Quantifying Redundant Information in Predicting a Target Random Variable. *Entropy*, 17(12):4644–4653, July 2015.
- [17] Ryan James and James Crutchfield. Multivariate Dependence beyond Shannon Information. *Entropy*, 19(10):531, October 2017.
- [18] Ryan G. James and James P. Crutchfield. Multivariate Dependence Beyond Shannon Information. *Entropy*, 19(10):531, October 2017. arXiv: 1609.01233.

A Supplemental information and supporting proofs

A.1 Canonical examples

In Section 4 we showed that for the case $X = \{X_1, X_2\}$ the terms, $\mu(X_1 : X_2; Y)$, $\mu(X_1; Y)$, $\mu(X_2; Y)$, $\mu(X_1, X_2; Y)$, of the PI-function induced by Equation (7) are guaranteed to be non-negative. Williams and Beer proposed that for a desirable measure of shared information we should be able to interpret these terms as the redundant information, the information unique to X_1 , the information unique to X_2 and the synergistic information about Y , respectively. In Table 1 we show that Equation (7) satisfies the interpretation proposed by Williams and Beer by summarizing the values obtained with our decomposition for some standard examples from the literature [5, 8, 16, 17].

	$I(X; Y)$ total	$\mu(X_1 : X_2; Y)$ redundant	$\mu(X_1; Y)$ unique to X_1	$\mu(X_2; Y)$ unique to X_2	$\mu(X_1, X_2; Y)$ synergistic
RDN	1	1	0	0	0
IMPERFECT RDN	1	0.93	0	0.07	0
UNQ1	1	0	1	0	0
UNQ1	1	0	0	1	0
UNQ	2	0	1	1	0
SYN	1	0.5	0	0	0.5
CORNER	0.92	0.25	0	0	0.67
XOR	1	0	0	0	1
AND	0.81	0.31	0	0	0.5
SUM	1.5	0.5	0	0	1
DYADIC	2	0	1	1	0
TRIADIC	2	1	0	0	1
RDNXOR	2	1	0	0	1
RDNUNQXOR	4	1	1	1	1

Table 1: Values of total information, $I(X; Y)$, redundant information, $\mu(X_1 : X_2; Y)$, information unique to X_1 , $\mu(X_1; Y)$, information unique to X_2 , $\mu(X_2; Y)$, and synergistic information, $\mu(X_1, X_2; Y)$, for some canonical examples from the literature [8, 16, 5, 17]. The distribution of the examples considered are shown in Figure 5.

We analyze the examples in Table 1 and their decomposition using the following convention to visualize the probability distributions $P(X_1, X_2, Y)$. We denote with shapes $\{\circ, \bullet, \times, +, \blacksquare, \dots\}$ the outcomes y of Y . We denote with points in \mathbb{R}^2 the outcomes x of X . At each position x we draw the shape of those elements $y \in Y$ for which $p(x, y) > 0$. Next to each shape we indicate the value of $p(x, y)$. For example, $\circ^{0.3}$ indicates $p(x, \circ) = 0.3$. If several $y \in Y$ exist for which $p(x, y) > 0$, we group them together with parentheses. For example, $(\circ^{0.3}, \bullet^{0.5})$ indicates $p(x, \circ) = 0.3$ and $p(x, \bullet) = 0.5$. If $P(X, Y)$ is constant for all $x \in X$ and all $y \in Y$, we omit the indication of the probability value, for convenience. If $x, x' \in X$ are such that $x_n = x'_n$, for $n = 1$ or $n = 2$, we highlight this by connecting them with a line.

Distribution RDN, Figure 5a, is the archetype of redundant information [8]. Both X_1 and X_2 are isomorphic to X and thus convey the same information about Y than X itself. Our decomposition returns one bit of information shared by X_1 and X_2 . All other terms of the breakdown have zero information, Table 1.

We can transform the redundancy in RDN into information unique to X_1 by moving the two points in RDN so that they become aligned parallel to the first coordinate axis, Figure 5b. We call UNQ1 this distribution in which X_1 is still isomorphic to X but all information available in X is masked to X_2 . Our decomposition returns one bit of information unique to X_1 and zero information for all other elements of the breakdown for this example, Table 1. If we align the two points in RDN parallel to the second coordinate axis, Figure 5c, we obtain the complementary distribution UNQ2 with one bit of information unique to X_2 , Table 1. We propose that UNQ1 and UNQ2 are the “building blocks” of unique information. Any distribution $P(X_1, X_2, Y)$ in which either X_1 and X_2 convey unique information must include some variation of the maskings between different outcomes of Y observed in UNQ1 or UNQ2. For example, IMPERFECT RDN, Figure 5d, can be thought of as “leaking” part of the redundant information RDN into information unique to X_2 by means of masking some of the target information available in X to X_1 . Our decomposition provides 0.93 bit of redundancy and 0.07 bit of information unique to X_2 , Table 1. Example UNQ, Figure 5e, is the archetype of unique information. Using the descriptor previously shown in Figure 2, our decomposition provides one bit of unique information both for X_1 and for X_2 and no redundant or synergistic information, Table 1.

We can generate a distribution with synergistic information by means of combining UNQ1 and UNQ2 to obtain example SYN shown in Figure 5f. An alternative way to derive SYN is to mirror either UNQ1 or UNQ2 along an imaginary axis with slope $\pi/4$ (or $-\pi/4$) and random intercept. For SYN we cannot devise a descriptor of Y such that either X_1 or X_2 can

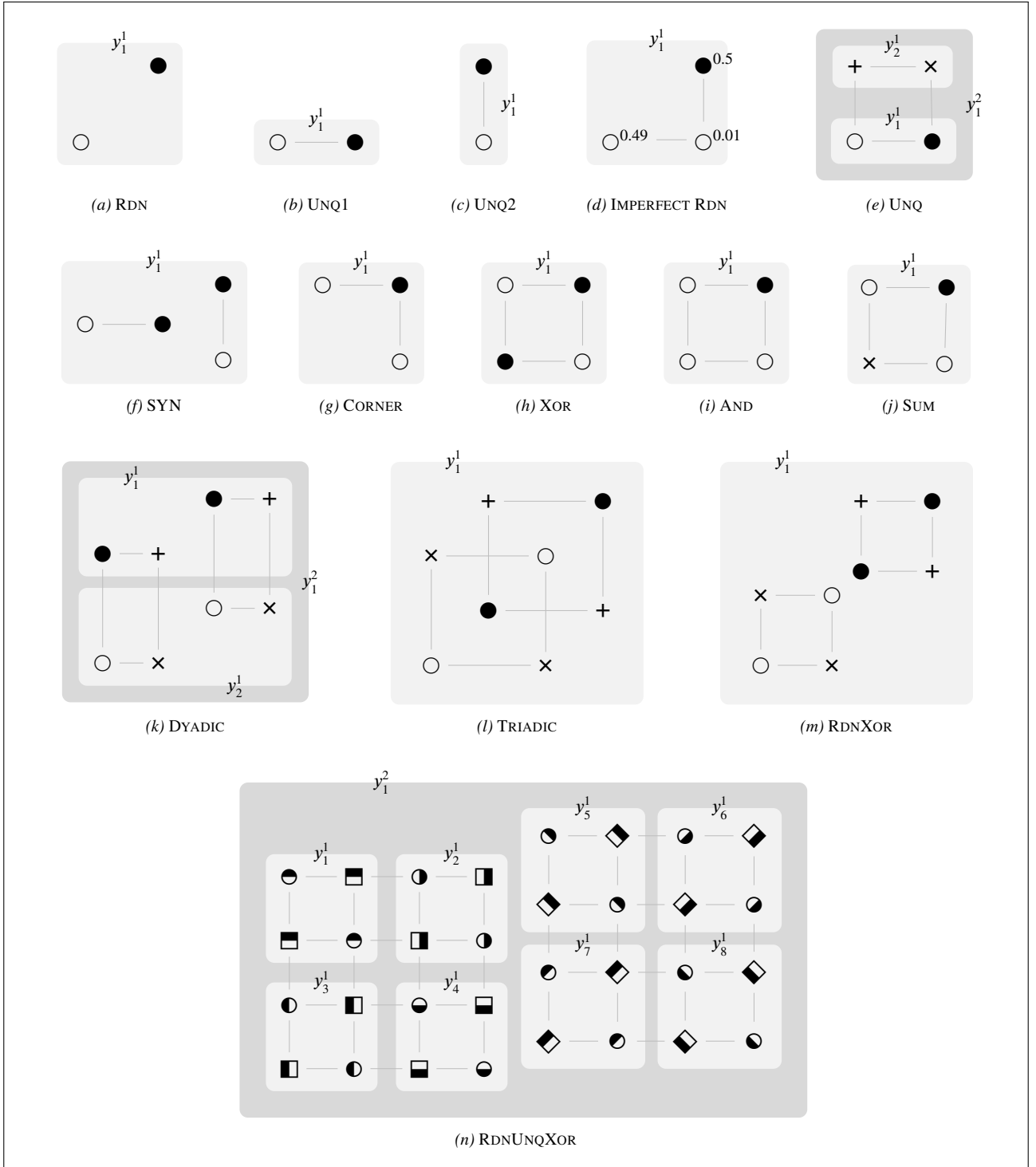


Figure 5: Graphical representation of the probability distributions $P(X, Y)$ for some canonical examples from the literature [8, 16, 5, 17]. Because in these example $Y = X$, we can illustrate the functions $f^1 : Y^0 \rightarrow Y^1$ and $f^2 : Y^1 \rightarrow Y^2$ that allow retrieving the values of shared information in Table 1 as partitions of Y^0 and Y^1 , respectively. The outcomes of Y^1 are highlighted in light-grey. The outcomes of Y^2 are highlighted in dark-grey.

convey the same information as X for each singled-out features of Y . Our decomposition assigns half bit of synergistic information and half bit of redundant information, Table 1. We propose that the two maskings involving the same two realizations of Y in SYN are the “building block” of synergistic information. A special case of SYN is the distribution CORNER shown in Figure 5g. This distribution is of particular interest because it is found in all canonical examples of synergy discussed below. Our decomposition breaks the 0.92 bit information of CROSSING into 0.25 bit of redundant information and 0.67 bit of synergistic information, Table 1.

The XOR distribution, Figure 5h, is the archetype of synergistic information [8]. According to our breakdown, all informa-

tion conveyed jointly by X_1 and X_2 about Y is synergistic, Table 1. Other two classic example of synergistic distribution are AND and SUM [8], Figures 5i and 5j. Equation (6) breaks the 0.81 bit of total information of AND into 0.5 bit of synergistic and approximately 0.31 bits of redundant information, Table 1. For SUM, our decomposition breaks the 1.5 bit of total information into 1 bit of synergistic and 0.5 bits of redundant information, Table 1. Our decomposition also allocates the three bits of information in examples DYADIC and TRIADIC in a way that reflects the different generative structures of the two systems [18]. Example DYADIC, Figure 5k, consists of two identical UNQ structures [18]. Our decomposition returns one bit of information for both unique terms, Table 1. Examples TRIADIC and RDNXOR, Figures 5l and 5m, both consist of two XOR-like structures [18]. Our decomposition breaks the two bits of information of these examples into one bit of synergistic and one bit of redundant information, Table 1. Finally, for RDNUNQXOR [8], Figure 5n, our decomposition provides one bit of information for each term of the breakdown, Table 1, as expected.

A.2 Proof of the property of Equation (7)

Theorem 1 (Williams and Beer axioms). Equation (7) satisfies the following properties:

1. *Symmetry*: $I(A_1 : \dots : A_K, Y)$ does not depend on the order of A_1, \dots, A_K
2. *Self redundancy*: $I(A : A; Y) = I(A; Y)$
3. *Monotonicity*: $I(A_1 : \dots : A_K; Y) \leq I(A_1 : \dots : A_{K-1}; Y)$

Proof. Property one follows from the the fact that the minimum operator $\min\{x_1, \dots, x_K\}$ does not depend on the order of the elements of $\{x_1, \dots, x_K\}$. Property two follows from the fact that equation $I(A : A; Y)$ reduces to decomposition (4) for any choice of descriptor of Y . Property three follows from the fact that $\min\{x_1, \dots, x_K\} \leq \min\{x_1, \dots, x_{K-1}\}$ for any choice of $\{x_1, \dots, x_K\}$. \square

Theorem 2 (Identity property). Equation (7) satisfies $I(X_1 : X_2; X_1, X_2) = I(X_1; X_2)$.

Proof. Because $Y = X$, we can build $f^1 : Y^0 \rightarrow Y^1$ defined as $f^1(y) = x_2$ for each $y = [x_1, x_2] \in Y$. Let $f^2 : Y^1 \rightarrow Y^2$ be the identity map. For this descriptor we obtain $\min_{n=1,2}\{I(X_n; Y^0 | y^1)\} = I(X_2; Y^0 | y^1) = 0$ for all $y^1 \in Y^1$. Furthermore

$$\min_{n=1,2}\{I(X_n; Y^1 | y^2)\} = \min_{n=1,2}\{I(X_n; Y^1)\} = \min_{n=1,2}\{I(X_n; X_2)\} = I(X_1; X_2).$$

\square

Theorem 3 (Blackwell property). Equation (7) satisfies $I(X_1 : X_2; Y) = I(X_1; Y)$ if $X_1 = f(X_2)$

Proof. The property follows from the data processing inequality. \square

A.3 Proof of the properties of Equation (10)

Theorem 4 (Non-negativity). Equation (10) satisfies $I(X_1; \dots; X_N) \geq 0$ for all $P(X_1, \dots, X_N)$.

Proof. The property follows from the non-negativity of Equation (7). \square

Theorem 5 (Symmetry). Equation (10) is invariant to permutations of X_1, \dots, X_N .

Proof. The property follows from the symmetry of Equation (7). \square

Theorem 6 (Monotonicity). Equation (10) satisfies $I(X_1; \dots; X_{N-1}) \geq I(X_1; \dots; X_N)$ for all $P(X_1, \dots, X_N)$.

Proof. We have $I(X_1; \dots; X_N) = I(X_1 : \dots : X_N; X_1, \dots, X_N) \leq I(X_1 : \dots : X_{N-1}; X_1, \dots, X_N)$ from the monotonicity of Equation (7). We note that, in general, $\Omega_{\{X_1, \dots, X_{N-1}\}} \subseteq \Omega_{\{X_1, \dots, X_N\}}$. The minimization in Equation (7) thus guarantees that $I(X_1 : \dots : X_{N-1}; X_1, \dots, X_N) \leq I(X_1 : \dots : X_{N-1}; X_1, \dots, X_{N-1}) = I(X_1; \dots; X_{N-1})$. \square

Theorem 7 (Blackwell property). Equation (10) satisfies the following properties

1. $I(X_1; \dots; X_N) = I(X_1; \dots; X_{N-1})$ if $X_{N-1} = f(X_N)$ for some $f : X_N \rightarrow X_{N-1}$;
2. $I(X_1; \dots; X_N) = H(X_1)$ if X_1, \dots, X_N form a Markov chain $X_N \rightarrow X_{N-1} \rightarrow \dots \rightarrow X_1$

Proof. Property one follows from Equation (7) and from the signal processing inequality. Property two follows directly from property one. \square

Theorem 8 (Shannon property). Equation (10) satisfies the following properties

1. $\exists \bar{n} \in \{1, \dots, N\} : p(x_{\bar{n}}, x_n) = p(x_{\bar{n}}) \cdot p(x_n)$ for all $n \neq \bar{n}$ and all $x \in X \implies I(X_1; \dots; X_N) = 0$.
2. $p(x_1, \dots, x_N) = p(x_1) \cdot \dots \cdot p(x_N)$ for all $x \in X \implies I(X_1; \dots; X_N) = 0$.
3. $I(X_1; \dots; X_N) = 0 \not\implies p(x_{n_1}, x_{n_2}) = p(x_{n_1}) \cdot p(x_{n_2})$ for all $n_1, n_2 = 1, \dots, N$

Proof. To prove property one, without loss of generality thanks to the symmetry of Equation (10), we assume $\bar{n} = N$. We consider $Y = X$. For $n = 1, \dots, N - 1$ we can build $f^n : Y^{n-1} \rightarrow Y^n$ defined as

$$f^n(y) = [x_{n+1}, \dots, x_N], \quad \forall y = [x_1, \dots, x_n] \in Y.$$

Let $f^N : Y^{N-1} \rightarrow Y^N$ be the identity map. For the descriptor identified by this set of functions, we obtain

$$\min_{n=1, \dots, N} \{I(X_n; Y^{n-1} | y^n)\} = 0, \quad n = 1, \dots, N - 1, \quad \forall y^n \in Y^n$$

Furthermore

$$\min_{n=1, \dots, N} \{I(X_n; Y^{N-1} | y^N)\} = \min_{n=1, \dots, N} \{I(X_n; Y^{N-1})\} = \min_{n=1, \dots, N} \{I(X_n; X_N)\} = I(X_n; X_{\bar{n}}) = 0$$

This proves the first hypothesis. Property two is follows directly from property one.

To prove property three we consider the distribution and descriptor shown in Table 2 for the case $N = 3$. This example can be easily generalized to the case $N > 3$. We obtain $I(X_2; Y^0 | Y^1=0) = I(X_3; Y^0 | Y^1=1) = I(X_1; Y^1 | Y^2) = 0$, thus $I(X_1; X_2; X_3) = 0$. However $I(X_1; X_2) = 1$, $I(X_1; X_3) = 0.5$, $I(X_2; X_3) = 1$.

X_1	X_2	X_3	$P(X, Y)$	Y^0	Y^1	Y^2
0	0	1	1/4	0	0	0
1	0	-1	1/4	1	0	0
0	1	0	1/4	2	1	0
1	-1	0	1/4	3	1	0

Table 2: Countexample demonstrating property three of the Shannon property for the case $N = 3$.

\square