

Dirac Magic and Lifshitz Transitions in AA-Stacked Twisted Multilayer Graphene

Yantao Li,¹ Adam Eaton,¹ H. A. Fertig,^{1,2} and Babak Seradjeh^{1,2,3}

¹*Department of Physics, Indiana University, Bloomington, Indiana 47405, USA*

²*Quantum Science and Engineering Center, Indiana University, Bloomington, Indiana 47405, USA*

³*IU Center for Spacetime Symmetries, Indiana University, Bloomington, Indiana 47405, USA*

(Dated: July 23, 2021)

We uncover a new type of magic-angle phenomena when an AA-stacked graphene bilayer is twisted relative to another graphene system with band touching. In the simplest case this constitutes a trilayer system formed by an AA-stacked bilayer twisted relative to a single layer of graphene. We find multiple anisotropic Dirac cones coexisting in such twisted multilayer structures at certain angles, which we call “Dirac magic.” We trace the origin of Dirac magic angles to the geometric structure of the twisted AA-bilayer Dirac cones relative to the other band-touching spectrum in the moiré reciprocal lattice. The anisotropy of the Dirac cones and a concomitant cascade of saddle points induce a series of topological Lifshitz transitions that can be tuned by the twist angle and perpendicular electric field. We discuss the possibility of direct observation of Dirac magic as well as its consequences for the correlated states of electrons in this moiré system.

Introduction.—The discovery of correlated electronic states in twisted bilayer graphene has ushered in a new era of “twistronics” in stabilizing novel phases of quantum matter in low dimensions [1–12]. A growing number of twisted structures of layered van der Waals materials, such as multilayer graphene [13–23] and transition metal dichalcogenides [24–28], have been studied theoretically and experimentally. Some of these systems exhibit a series of “magic angles,” characterized by low-lying bands of bandwidth much smaller than the energy scales of the original layers and their tunnel coupling. Interactions play a prominent role in determining the electronic state when the Fermi energy is in such a band [29–32].

The appearance of flat bands can be understood intuitively from the competition between the dispersive energy scale of each layer, e.g. the Dirac cones in graphene, and the tunneling energy scale modulated by the moiré pattern of twisted structure. At small twist angles, the latter yields a nearly periodic moiré superlattice or, equivalently, a small moiré Brillouin zone repeated in the reciprocal space. Magic angles are found when the energy of the twisted bands at successive moiré Brillouin zones become comparable to the tunneling energy. This picture raises the question of whether other interesting band reconstructions can arise from competing energy scales. In particular, a heterogeneous choice of the twisted layers broadens the possibilities for twistronics [33–35].

In this paper, we uncover a new type of twisted band engineering in multilayer graphene, formed by an AA-stacked graphene bilayer twisted relative to another graphene layer with degenerate band touchings (D), such as a single sheet of graphene with a Dirac cone in the simplest case, Bernal-stacked graphene with quadratic band touching [36], or rhombohedral graphene trilayer with cubic band touching [37, 38]. The choice of AA stacking for the bilayer is motivated by its close relation to the degenerate graphene layer, effectively consisting of two Dirac cones shifted to finite energies by the tunneling

amplitude between the layers. We find that this geometry hosts special angles for which multiple Dirac cones coincide at the same high symmetry points in a moiré Brillouin zone. We call this phenomenon “Dirac magic.”

For an AA-stacked graphene bilayer twisted on a single sheet of graphene, we find that on approaching Dirac magic angles the energy bands near the Dirac point of the single layer undergo significant reconstruction. This is a result of a topological transition where the local maximum of the second band becomes a local minimum as C_3 -symmetric saddle points merge. We find that this process generates a cascade of saddle points that spiral toward the Dirac point. As a result, a series of topological Lifshitz transitions are induced by varying the Fermi level near neutrality [39, 40]. We show that in addition to variations in the twist angle, these Lifshitz transitions can be tuned by a perpendicular electric field. Thus, the Dirac magic phenomena enable new types of twisted band engineering and provide a rich platform for correlated electronic states.

Model.—The general form of the Hamiltonian for the system we study is

$$H_{AA/D} = \begin{bmatrix} h_{AA,\theta/2} & T \\ T^\dagger & h_{D,-\theta/2} \end{bmatrix}, \quad (1)$$

where $h_{L,\pm\theta/2}$ is the Hamiltonian of layer $L = AA, D$ at twist angle $\pm\theta/2$ and T is the tunneling between the adjacent sheets of the layers. For concreteness, we consider the simplest case of an AA-stacked bilayer twisted relative to a single layer, see Fig. 1(a). Results for AA/AB and AA/ABC twisted graphene multilayers are presented in the Supplemental Material [41]. Following Bistritzer and MacDonald [6], we model the trilayer system with

$$H_{AA/S} = \begin{bmatrix} h_{\theta/2} - V & T_{AA} & 0 \\ T_{AA}^\dagger & h_{\theta/2} & T \\ 0 & T^\dagger & h_{-\theta/2} + V \end{bmatrix}, \quad (2)$$

where $h_{\theta/2} = -i\hbar v_F \nabla \cdot \sigma_{\theta/2}$ is the low-energy single-

layer Hamiltonian with Fermi velocity v_F and rotated Pauli matrices $\sigma_\theta \equiv R_\theta^\dagger(\sigma_x, \sigma_y)R_\theta$, where $R_\theta = e^{i\theta\sigma_z/2}$. Within the AA-bilayer we take

$$T_{AA} = \gamma_{AA} + i\gamma_{tw}\nabla \cdot \sigma_{\theta/2}, \quad (3)$$

where γ_{AA} is onsite tunneling and γ_{tw} the trigonal warping of the bilayer bands. The tunneling matrix between the single layer and one of the AA-stacked sheets is $T = \sum_{n=1}^3 T_n e^{-ik_\theta \mathbf{q}_n \cdot \mathbf{r}}$,

$$T_n = w(u + \mathbf{q}_n \cdot \sigma_{\pi/2}), \quad (4)$$

where $\mathbf{q}_1 = (0, -1)$ and $\mathbf{q}_{2,3} = (\pm\sqrt{3}/2, 1/2)$ are the wavevectors associated with the moiré superlattice in units of $k_\theta = 8\pi \sin(\theta/2)/3a$, a is the Bravais lattice spacing of graphene, w and uw are the tunneling amplitudes between the AA- and AB-regions of the moiré pattern. We have also included the potential bias V to model an electric field perpendicular to the layers. In our numerical results below we take $a = 2.4 \text{ \AA}$, $\hbar v_F/a = 2.425 \text{ eV}$, $\gamma_{AA} = 217 \text{ meV}$, $\gamma_{tw} = 20 \text{ meV}$, $w = 110 \text{ meV}$ and $u = 0.816$ unless otherwise noted [42].

Geometric origin of Dirac magic.—To understand the origin of Dirac magic angles, we will use a perturbative scheme in the moiré Brillouin zone as a function of w . We note that in the absence of tunneling ($w = 0$), and neglecting trigonal warping ($\gamma_{tw} \rightarrow 0$), the moiré pattern gives rise to folded bands with zero-energy states at the K point of the single layer and at circles of radius $k_0 \equiv \gamma_{AA}/\hbar v_F$ centered at K' point of shifted Dirac cones of the bilayer. As shown in Fig. 1(b), upon lowering the twist angle, these circles first pass through the K point when $k_0 = k_{\theta_1}$ for $\theta_1 = 2 \sin^{-1}(3a\gamma_{AA}/8\pi\hbar v_F) = 1.22^\circ$. As illustrated in Fig. 2(a), this is the first of a series of angles at which the zero-energy circles centered at K' in higher-order moiré Brillouin zones intersect at the K point, satisfying $k_0 = r_n k_{\theta_n}$ for a series of ratios $r_n = 1, 2, \sqrt{7}, \sqrt{13}, 4, \sqrt{19}, \dots$. Since the angles are small, we find $\theta_n \approx \theta_1/r_n$.

For small $w \neq 0$, the states of the bilayer and single layer mix and, generically, split away from zero energy governed by symmetry. Since the Hamiltonian (2) at the K point has three-fold rotational symmetry, $C_3 = \text{diag}(R_{2\pi/3}, R_{2\pi/3}, R_{2\pi/3})\mathcal{R}_{2\pi/3}$ with \mathcal{R}_θ the spatial rotation by θ around z axis, the mixing occurs within each eigenvalue sector of $\text{Spec}(C_3) = \{1, \varphi, \varphi^{-1}\}$, $\varphi = e^{2\pi i/3}$.

For $u = 0$ the Hamiltonian is also chirally symmetric $\{H, C\} = 0$ with $C = \text{diag}(-\sigma_z, \sigma_z, \sigma_z)$ for all w , which restricts mixing within opposite chiral eigenvalues ± 1 . Since $[C, C_3] = 0$, the zero-energy states can be taken to be simultaneous eigenstates of C_3 and C : the three degenerate pairs of states of the AA-bilayer at the K point take all distinct eigenvalues of C_3 and C , while those of the single sheet have the pair of eigenvalues $(\varphi, +1)$ and $(\varphi^{-1}, -1)$, respectively, of (C_3, C) [30, 43]. Thus, each C_3 sector φ or φ^{-1} has three states, whose mixing will

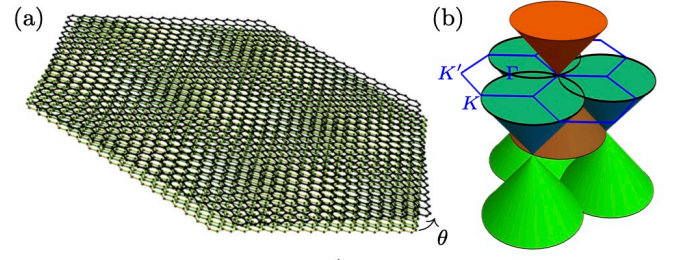


FIG. 1. Sketch of (a) the real-space geometry of the AA/S twisted trilayer heterostructure and (b) the momentum-space energy bands near the Dirac point of the single layer. In (b) the three negative-energy cones of the AA-stacked bilayer and the moiré Brillouin zones are shown at the matching condition that originates the first Dirac magic angle.

yield one state at $E_1 = 0$ and a pair of states at energies $\pm E_3 \propto w$. All of these energies are doubly degenerate due to the mirror symmetry M_1 with mirror plane $K-\Gamma$, which satisfies $M_1 C_3 M_1 = C_3^{-1}$ and maps the φ and φ^{-1} sectors to one another.

The pair of states in the C_3 sector with eigenvalue 1 are not protected against splitting by tunneling; however, since they both reside in the AA-bilayer for $w = 0$, they can only split by mixing with higher-energy states of the single sheet. Thus their splitting results in energies $\pm E_2 \propto w^2$. Indeed, this splitting can be made very small by adjusting the twist angle θ .

Numerics.—We now demonstrate the physics described above by numerically diagonalizing the Hamiltonian in Eq. (2) in a plane wave basis, using the reciprocal lattice formed by $\mathbf{q}_2 - \mathbf{q}_1$ and $\mathbf{q}_3 - \mathbf{q}_1$. To achieve convergence as the twist angle is lowered, we organize the increasing number of wavevectors by a given number, s , of tunneling matrix elements to produce perturbative results up to $\mathcal{O}(w^s)$ as shown in Fig. 2(a). We plot the calculated energy difference $E_2 - E_1 \equiv \delta E_K(w, \theta)$ at the K point for $u = 0.816$ in Fig. 2(b). The loci of δE_K minima converge to the geometric values θ_n as $w \rightarrow 0$ and reveal the evolution of the Dirac magic angles for $w > 0$.

We find the minima of $\delta E_K \approx 0.1\text{--}0.2 \text{ meV}$ are three orders of magnitude smaller than the tunneling energy scale $w \sim 100 \text{ meV}$. Moreover, for $w > 0$ the tunnel coupling of the zero-energy circles of the AA-bilayer breaks them up into arcs passing through the K point, resulting in a highly anisotropic dispersion of nearly degenerate Dirac cones at Dirac magic angles. Thus, we expect a rich spectral topology at and near Dirac magic angles that can be tuned by the twist angle as well as external fields.

Dirac magic spectra.—We focus on the second Dirac magic angle, $\theta_2 = 0.826^\circ$ for $w = 110 \text{ meV}$ and $u = 0.816$, since it has a direct gap between positive- and negative-energy bands away from the K point, allowing for clear experimental signatures. (See Supplemental Ma-

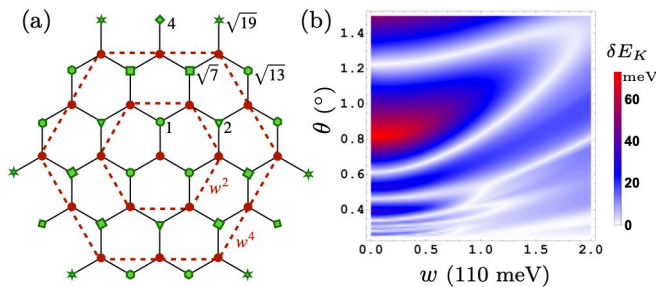


FIG. 2. (a) Reciprocal lattice of the moiré superlattice with the K point (red) at the origin and K' points (green) at a distance $r_n k_\theta$ for $r_n = 1, 2, \sqrt{7}, \sqrt{13}, 4, \sqrt{19}$ (circle, triangle, square, hexagon, diamond, star). The dashed lines mark the K points connected to the origin at a given $\theta(w^s)$ of tunneling matrix elements (solid lines). (b) The energy splitting $\delta E_K = E_2 - E_1$ at K point at $\theta(w^9)$ for $u = 0.816$.

terial [41] for the first Dirac magic angle $\theta_1 = 1.31^\circ$.)

The band spectra along symmetry lines are shown in Fig. 3. The near degeneracy of the four central bands at the K point in Fig. 3(a) is accompanied by significant anisotropy in the K - M - K' and K - Γ directions, and a small flat-band feature with a width of about 1.5 meV in the K - Γ direction. Interestingly, there is a second band minimum visible along the K - Γ . Thus, changing the electron density away from neutrality (for example by a gate voltage) can change the Fermi surface topology through a Lifshitz transition.

Fermi surface topology can also be tuned by changing the twist angle and/or applying a perpendicular electric field. In Fig. 3(b), we show the band spectra at $\theta = 0.85^\circ$, showing the opening of the second band gap at the K point while the near band-crossing between the first and the second band moves away from the K point and to nonzero energies. Moreover, an additional first band minimum develops along the K - M - K' direction. Applying a perpendicular electric field as in Figs. 3(c) and (d) also opens a gap for the second band at the K point as well as accentuating the avoided band crossing away from the K point. It also reshapes the band minima, thus providing an additional knob to control the Fermi surface topology.

Lifshitz transitions.—To illustrate the Fermi surface topology, we present the topography of the first and second band spectra in the Brillouin zone in Fig 4. This makes the anisotropy in the K - K' and K - Γ directions plainly clear in both bands. In the first band, in particular, a three-blade propeller-shaped flatband region along the K - Γ direction is evident. Strikingly, as shown by the zoomed panel in Fig 4(a) at Dirac magic angle, this propeller-shaped structure repeats itself at lower energies at least three times in our numerical resolution. This remarkable structure is one of our main findings.

As a consequence of the repeated propeller-shaped structure in this system, the approach to the Dirac magic angle at $\theta = 0.826^\circ$ is accompanied by a cascade of sad-

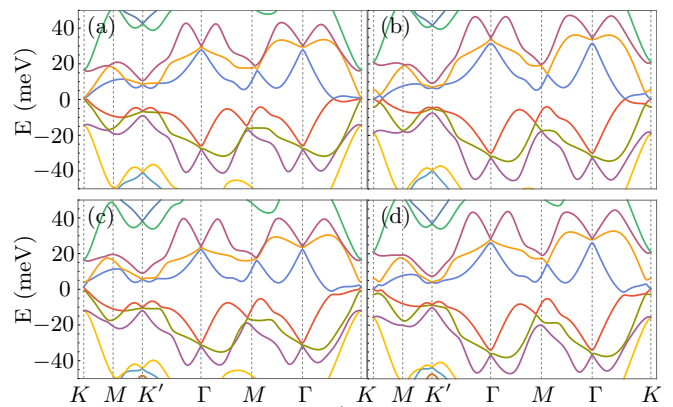


FIG. 3. Band spectra along symmetry lines of the moiré Brillouin zone near the second Dirac magic angle for (a) $\theta = 0.826^\circ, V = 0$, (b) $\theta = 0.85^\circ, V = 0$, (c) $\theta = 0.826^\circ, V = 72.75$ meV, and (d) $\theta = 0.85^\circ, V = 72.75$ meV. In (a) the minimum gap $\delta E_K = 0.26$ meV. In (b) the gap at band crossings away from the K point is too small for our numerical resolution.

dle points. Thus, multiple Lifshitz transitions appear as a function of density or Fermi energy. The second band, by contrast, does not exhibit such an intricate saddle point structure.

Applying a perpendicular electric field reshapes the bands, as shown in Figs. 4(b) and (e). The propeller-shaped contours of constant energy close to the K point become less anisotropic, albeit still triangular. This terminates the cascade of saddle points at low energies. The main effect on the second band is to raise the overall energy scale without introducing saddle points or additional degeneracies with the first band.

Adjusting the angle away from the Dirac magic angle also reshapes the bands; a typical example is shown in Figs. 4(c) and (f). As with the perpendicular electric field, the first band evolves here by merging saddle points and developing a less anisotropic topography around the K point. By contrast, the second band displays a maximum at the K point and a contour of (near) degenerate states with the first band away from it. This is necessarily accompanied by additional saddle points around the K point in the second band. Thus, different Lifshitz transitions appear in higher bands near the K point.

Discussion.—The appearance of Lifshitz transitions can, in principle, be observed in spectral probes of the bands, e.g. angle-resolved photoemission spectroscopy [44] or Landau level spectroscopy [45, 46]. The change in the Fermi surface topology can also be probed via quantum oscillations. Saddle points slow the semi-classical motion of electrons, introducing anomalous drops in the frequency of these oscillations as a function of Fermi energy [47–49].

A remarkable consequence of the saddle point cascade supported by these AA-twisted systems is the expecta-

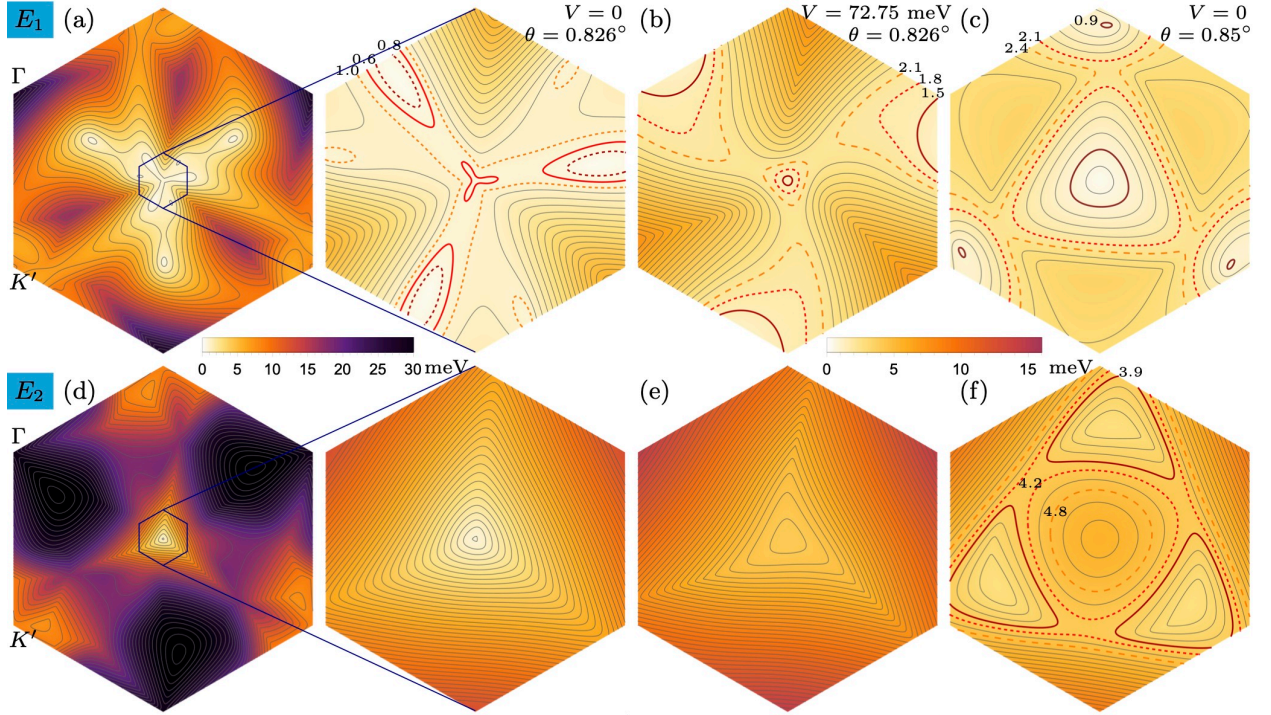


FIG. 4. Density plot of the first (top row) and second (bottom row) positive bands near the second Dirac magic angle for $w = 110$ meV and $u = 0.816$. The K point is at the center and the left panels in (a) and (d) show the full moiré Brillouin zone with contour lines separated by 1 meV. The rest of the panels are zoomed in around the K point with gray contour lines that are separated by 0.3 meV and a few specifically labeled for illustration. The other parameters are (a), (d) $\theta = 0.826^\circ$, $V = 0$; (b), (e) $\theta = 0.826^\circ$, $V = 72.75$ meV; (c), (f) $\theta = 0.85^\circ$, $V = 0$. The same color bar is used for all plots.

tion that, with increasing magnetic field (and decreasing magnetic length), increasingly fine structure associated with the Lifshitz transitions should become evident near zero energy, in contrast to single layer graphene, for which only a single degenerate Landau level is present. Such structure could be revealed via compressibility measurements [50].

The propeller-shaped Fermi surfaces at the Dirac magic angle create quasiparticle scattering wavevectors yielding distinct quasiparticle interference patterns in scanning tunneling spectroscopy [51–53]. The nesting of the Fermi surface by these wavevectors could also open the possibility of instabilities toward magnetic and/or charge ordering in the system [54–57].

More generally, the van Hove singularities at the saddle points can promote various correlated electronic phases. The apparent proliferation of such saddle points at low energy near Dirac magic angles points to a potentially rich phase diagram of correlated states at low energies [58–61]. Our study of band topology near Dirac magic angle and its evolution with the twist angle and perpendicular electric field are a crucial first step toward understanding correlated electronic states that can occur in this system. In this regard, we note that while the existence of Dirac magic angles is a robust feature of

the AA-stacked twisted multilayer graphene systems we have studied, details of the band topology they support are sensitive to the values of twist angle and perpendicular electric field. Thus, spatial inhomogeneities in twist angle, local potential imbalance, and electronic densities can result in coexistence of different kinds of order in the same system.

Summary.—We have introduced a new design concept for twisted moiré systems, in which the geometric matching of a band touching point in one layer and degenerate Fermi surfaces of an AA-stacked graphene bilayer, achieved at certain Dirac magic twist angles, can lead to the appearance of multiple near-degenerate, anisotropic Dirac cones. The approach to these Dirac magic angles is accompanied by a cascade of saddle points and propeller-shaped constant-energy contours in the low-energy bands. This opens the possibility of engineering multiple Dirac cones and tunable Lifshitz transitions in situ. We hope that these findings will stimulate further theoretical and experimental studies of correlated phases in this system.

This work is supported in part by the NSF through the CAREER award DMR-1350663 in early stages, as well as via grant No. DMR-1914451, and ECCS-1936406. Further support was supplied by the US-Israel Bina-

tional Science Foundation grant No. 2016130, and the Vice Provost for Research at Indiana University, Bloomington through the Faculty Research Support Program. HAF acknowledges the support of the Research Corporation for Science Advancement through a Cottrell SEED Award.

-
- [1] J. M. B. Lopes dos Santos, N. M. R. Peres, and A. H. Castro Neto, Graphene bilayer with a twist: Electronic structure, *Phys. Rev. Lett.* **99**, 256802 (2007).
 - [2] S. Shallcross, S. Sharma, and O. A. Pankratov, Quantum interference at the twist boundary in graphene, *Phys. Rev. Lett.* **101**, 056803 (2008).
 - [3] S. Shallcross, S. Sharma, E. Kandelaki, and O. A. Pankratov, Electronic structure of turbostratic graphene, *Phys. Rev. B* **81**, 165105 (2010).
 - [4] E. J. Mele, Commensuration and interlayer coherence in twisted bilayer graphene, *Phys. Rev. B* **81**, 161405 (2010).
 - [5] E. J. Mele, Band symmetries and singularities in twisted multilayer graphene, *Phys. Rev. B* **84**, 235439 (2011).
 - [6] R. Bistritzer and A. H. MacDonald, Moiré bands in twisted double-layer graphene, *Proceedings of the National Academy of Sciences* **108**, 12233 (2011).
 - [7] J. M. B. Lopes dos Santos, N. M. R. Peres, and A. H. Castro Neto, Continuum model of the twisted graphene bilayer, *Phys. Rev. B* **86**, 155449 (2012).
 - [8] S. Carr, D. Massatt, S. Fang, P. Cazeaux, M. Luskin, and E. Kaxiras, Twistronics: Manipulating the electronic properties of two-dimensional layered structures through their twist angle, *Phys. Rev. B* **95**, 075420 (2017).
 - [9] Y. Cao, V. Fatemi, A. Demir, S. Fang, S. L. Tomarken, J. Y. Luo, J. D. Sanchez-Yamagishi, K. Watanabe, T. Taniguchi, E. Kaxiras, R. C. Ashoori, and P. Jarillo-Herrero, Correlated insulator behaviour at half-filling in magic-angle graphene superlattices, *Nature* **556**, 80 (2018).
 - [10] Y. Cao, V. Fatemi, S. Fang, K. Watanabe, T. Taniguchi, E. Kaxiras, and P. Jarillo-Herrero, Unconventional superconductivity in magic-angle graphene superlattices, *Nature* **556**, 43 (2018).
 - [11] G. Tarnopolsky, A. J. Kruchkov, and A. Vishwanath, Origin of magic angles in twisted bilayer graphene, *Phys. Rev. Lett.* **122**, 106405 (2019).
 - [12] M. Yankowitz, S. Chen, H. Polshyn, Y. Zhang, K. Watanabe, T. Taniguchi, D. Graf, A. F. Young, and C. R. Dean, Tuning superconductivity in twisted bilayer graphene, *Science* **363**, 1059 (2019).
 - [13] M. Koshino, Band structure and topological properties of twisted double bilayer graphene, *Physical Review B* **99**, 235406 (2019).
 - [14] E. Khalaf, A. J. Kruchkov, G. Tarnopolsky, and A. Vishwanath, Magic angle hierarchy in twisted graphene multilayers, *Phys. Rev. B* **100**, 085109 (2019).
 - [15] J. Liu, Z. Ma, J. Gao, and X. Dai, Quantum valley hall effect, orbital magnetism, and anomalous hall effect in twisted multilayer graphene systems, *Phys. Rev. X* **9**, 031021 (2019).
 - [16] Y. Cao, J. M. Park, K. Watanabe, T. Taniguchi, and P. Jarillo-Herrero, Large pauli limit violation and reentrant superconductivity in magic-angle twisted trilayer graphene (2021), arXiv:2103.12083 [cond-mat.mes-hall].
 - [17] G. A. Tritsarlis, S. Carr, Z. Zhu, Y. Xie, S. B. Torrisi, J. Tang, M. Mattheakis, D. T. Larson, and E. Kaxiras, Electronic structure calculations of twisted multi-layer graphene superlattices, *2D Materials* **7**, 035028 (2020).
 - [18] D. Guerci, P. Simon, and C. Mora, Higher-order van hove singularity in magic-angle twisted trilayer graphene, arXiv:2106.14911.
 - [19] A. Fischer, Z. Goodwin, A. Mostofi, J. Lischner, D. Kennes, and L. Klebl, Unconventional superconductivity in magic-angle twisted trilayer graphene, arXiv:2104.10176.
 - [20] G. E. Topp, G. Jotzu, J. W. McIver, L. Xian, A. Rubio, and M. A. Sentef, Topological floquet engineering of twisted bilayer graphene, *Physical Review Research* **1**, 023031 (2019).
 - [21] Y. Li, H. A. Fertig, and B. Seradjeh, Floquet-engineered topological flat bands in irradiated twisted bilayer graphene, *Physical Review Research* **2**, 043275 (2020).
 - [22] O. Katz, G. Refael, and N. H. Lindner, Optically induced flat bands in twisted bilayer graphene, *Physical Review B* **102**, 155123 (2020).
 - [23] I. A. Assi, J. P. F. LeBlanc, M. Rodriguez-Vega, H. Bahlouli, and M. Vogl, Floquet engineering and non-equilibrium topological maps in twisted trilayer graphene, arXiv:2106.12616 (2021).
 - [24] F. Wu, T. Lovorn, E. Tutuc, and A. H. MacDonald, Hubbard model physics in transition metal dichalcogenide moiré bands, *Phys. Rev. Lett.* **121**, 026402 (2018).
 - [25] M. H. Naik and M. Jain, Ultraflatbands and shear solitons in moiré patterns of twisted bilayer transition metal dichalcogenides, *Physical Review Letters* **121**, 266401 (2018).
 - [26] Y. Tang, L. Li, T. Li, Y. Xu, S. Liu, K. Barmak, K. Watanabe, T. Taniguchi, A. H. MacDonald, J. Shan, and K. F. Mak, Simulation of hubbard model physics in WSe₂/WS₂ moiré superlattices, *Nature* **579**, 353 (2020).
 - [27] K. Tran, J. Choi, and A. Singh, Moiré and beyond in transition metal dichalcogenide twisted bilayers, *2D Materials* **8**, 022002 (2020).
 - [28] L. Zhang, Z. Zhang, F. Wu, D. Wang, R. Gogna, S. Hou, K. Watanabe, T. Taniguchi, K. Kulkarni, T. Kuo, S. R. Forrest, and H. Deng, Twist-angle dependence of moiré excitons in WS₂/MoSe₂ heterobilayers, *Nature Communications* **11**, 5888 (2020).
 - [29] J. Kang and O. Vafek, Symmetry, maximally localized wannier states, and a low-energy model for twisted bilayer graphene narrow bands, *Physical Review X* **8**, 031088 (2018).
 - [30] H. C. Po, L. Zou, A. Vishwanath, and T. Senthil, Origin of mott insulating behavior and superconductivity in twisted bilayer graphene, *Physical Review X* **8**, 031089 (2018).
 - [31] C. Xu and L. Balents, Topological superconductivity in twisted multilayer graphene, *Physical Review Letters* **121**, 087001 (2018).
 - [32] J. Kang and O. Vafek, Strong coupling phases of partially filled twisted bilayer graphene narrow bands, *Physical Review Letters* **122**, 246401 (2019).
 - [33] E. M. Spanton, A. A. Zibrov, H. Zhou, T. Taniguchi, K. Watanabe, M. P. Zaletel, and A. F. Young, Observation of fractional chern insulators in a van der waals heterostructure, *Science* **360**, 62 (2018).

- [34] S. Shabani, D. Halbertal, W. Wu, M. Chen, S. Liu, J. Hone, W. Yao, D. N. Basov, X. Zhu, and A. N. Pasupathy, Deep moiré potentials in twisted transition metal dichalcogenide bilayers, *Nature Physics* **17**, 720 (2021).
- [35] Y. Zhou, D. N. Sheng, and E.-A. Kim, Quantum Phases of Transition Metal Dichalcogenide Moiré Systems, arXiv:2105.07008 (2021).
- [36] J. Jung and A. H. MacDonald, Accurate tight-binding models for the π bands of bilayer graphene, *Phys. Rev. B* **89**, 035405 (2014).
- [37] F. Zhang, B. Sahu, H. Min, and A. H. MacDonald, Band structure of *abc*-stacked graphene trilayers, *Phys. Rev. B* **82**, 035409 (2010).
- [38] H. Zhou, T. Xie, T. Taniguchi, K. Watanabe, and A. F. Young, Superconductivity in rhombohedral trilayer graphene (2021), arXiv:2106.07640 [cond-mat.mes-hall].
- [39] S. Carter, H. Pal, and M. Kindermann, Prediction of novel ‘magic’ angles and correlations for twisted bilayer graphene in a perpendicular electric field, arXiv:1810.13323.
- [40] K. Hejazi, C. Liu, H. Shapourian, X. Chen, and L. Balents, Multiple topological transitions in twisted bilayer graphene near the first magic angle, *Phys. Rev. B* **99**, 035111 (2019).
- [41] See Supplemental Material for more details of the band spectra at Dirac magic angles of AA/S, AA/AB, and AA/ABC twisted heterostructures.
- [42] I. Lobato and B. Partoens, Multiple dirac particles in a-stacked graphite and multilayers of graphene, *Phys. Rev. B* **83**, 165429 (2011).
- [43] I. F. Herbut, Explanation for the isotropy of the dirac cone in graphene, *Physical Review B* **79**, 193405 (2009).
- [44] A. J. H. Jones, R. Muzzio, P. Majchrzak, S. Pakdel, D. Curcio, K. Volckaert, D. Biswas, J. Gobbo, S. Singh, J. T. Robinson, K. Watanabe, T. Taniguchi, T. K. Kim, C. Cacho, N. Lanata, J. A. Miwa, P. Hofmann, J. Katoch, and S. Ulstrup, Observation of electrically tunable van hove singularities in twisted bilayer graphene from nanoarps, *Advanced Materials* **32**, 2001656 (2020).
- [45] A. Varlet, D. Bischoff, P. Simonet, K. Watanabe, T. Taniguchi, T. Ihn, K. Ensslin, M. Mucha-Kruczyński, and V. I. Fal’ko, Anomalous sequence of quantum hall liquids revealing a tunable lifshitz transition in bilayer graphene, *Phys. Rev. Lett.* **113**, 116602 (2014).
- [46] Y. Choi, H. Kim, Y. Peng, A. Thomson, C. Lewandowski, R. Polski, Y. Zhang, H. S. Arora, K. Watanabe, T. Taniguchi, J. Alicea, and S. Nadj-Perge, Correlation-driven topological phases in magic-angle twisted bilayer graphene, *Nature* **589**, 536 (2021).
- [47] H. A. Fertig and B. I. Halperin, Transmission coefficient of an electron through a saddle-point potential in a magnetic field, *Physical Review B* **36**, 7969 (1987).
- [48] M. A. Itskovsky and T. Maniv, de haas-van alphen effect in a two-dimensional metal with fermi energy near the van hove singularity, *Physical Review B* **72**, 075124 (2005).
- [49] C.-K. Lu and H. A. Fertig, Magnetic breakdown in twisted bilayer graphene, *Physical Review B* **89**, 085408 (2014).
- [50] A. F. Young, C. R. Dean, I. Meric, S. Sorgenfrei, H. Ren, K. Watanabe, T. Taniguchi, J. Hone, K. L. Shepard, and P. Kim, Electronic compressibility of layer-polarized bilayer graphene, *Physical Review B* **85**, 235458 (2012).
- [51] M. F. Crommie, C. P. Lutz, and D. M. Eigler, Imaging standing waves in a two-dimensional electron gas, *Nature* **363**, 524 (1993).
- [52] L. Chen, P. Cheng, and K. Wu, Quasiparticle interference in unconventional 2d systems., *Journal of physics. Condensed matter : an Institute of Physics journal* **29**, 103001 (2017).
- [53] D.-B. Zhang, Q. Han, and Z. D. Wang, Local and global patterns in quasiparticle interference: A reduced response function approach, *Phys. Rev. B* **100**, 205112 (2019).
- [54] D. Makogon, R. V. Gelderen, R. Rold’an, and C. M. Smith, Spin-density-wave instability in graphene doped near the van hove singularity, *Physical Review B* **84**, 125404 (2011).
- [55] G. Long, S. Xu, T. Zhang, Z. Wu, W. K. Wong, T. Han, J. Lin, Y. Cai, and N. Wang, Charge density wave phase transition on the surface of electrostatically doped multilayer graphene, *Applied Physics Letters* **109**, 183107 (2016).
- [56] A. L. Sharpe, E. J. Fox, A. W. Barnard, J. Finney, K. Watanabe, T. Taniguchi, M. A. Kastner, and D. Goldhaber-Gordon, Emergent ferromagnetism near three-quarters filling in twisted bilayer graphene, *Science* **365**, 605 (2019).
- [57] M. Fleischmann, R. Gupta, F. Wulfschläger, S. Theil, D. Weckbecker, V. Meded, S. Sharma, B. Meyer, and S. Shallcross, Perfect and controllable nesting in minimally twisted bilayer graphene, *Nano Letters* **20**, 971 (2020).
- [58] Y. Sherkunov and J. J. Betouras, Electronic phases in twisted bilayer graphene at magic angles as a result of van hove singularities and interactions, *Phys. Rev. B* **98**, 205151 (2018).
- [59] T. Cea, N. R. Walet, and F. Guinea, Electronic band structure and pinning of fermi energy to van hove singularities in twisted bilayer graphene: A self-consistent approach, *Phys. Rev. B* **100**, 205113 (2019).
- [60] E. Lake and T. Senthil, Re-entrant superconductivity through a quantum lifshitz transition in twisted trilayer graphene, arXiv:2104.13920.
- [61] S. Xu, M. M. Al Ezzi, N. Balakrishnan, A. Garcia-Ruiz, B. Tsim, C. Mullan, J. Barrier, N. Xin, B. A. Piot, T. Taniguchi, K. Watanabe, A. Carvalho, A. Mishchenko, A. K. Geim, V. I. Fal’ko, S. Adam, A. H. C. Neto, K. S. Novoselov, and Y. Shi, Tunable van hove singularities and correlated states in twisted monolayer–bilayer graphene, *Nature Physics* **17**, 619 (2021).

Supplemental Material for “Dirac Magic and Lifshitz Transitions in AA-Stacked Twisted Multilayer Graphene”

Yantao Li,¹ Adam Eaton,¹ H. A. Fertig,^{1,2} and Babak Seradjeh^{1,2,3}

¹*Department of Physics, Indiana University, Bloomington, Indiana 47405, USA*

²*Quantum Science and Engineering Center, Indiana University, Bloomington, Indiana 47405, USA*

³*IU Center for Spacetime Symmetries, Indiana University, Bloomington, Indiana 47405, USA*

(Dated: July 23, 2021)

Here we provide details of Dirac magic and Lifshitz transitions. For the trilayer system, we show the band spectra at the origin of Dirac magic angles, the spectra of the first Dirac magic angle and the first Gamma magic angle. To see more clearly the Lifshitz transitions at the second Dirac magic angle, we show more density plots in the whole moiré Brillouin zone and zoomed in panels around the second magic angle. We also give the results of the AA/AB tetralayer and AA/ABC pentalayer graphene. All of them share the same Dirac magic angles.

BAND SPECTRA AT THE ORIGIN OF DIRAC MAGIC ANGLES.

In this section, we show the band spectra at the origin of Dirac magic angles, i.e., $w = 0$. In these band spectra, multiple bands are degenerate at the K and Γ points at the same time, see Fig. S1. Since $w = 0$, the single layer graphene is totally decoupled from the AA-stacked bilayer graphene, the band spectra are the results of the geometric structure of the moiré reciprocal lattice. In Fig. S1, we set $u = 0.816$ and $\gamma_{tw} = 0$, particle-hole symmetry is preserved. As we increase w , particle-hole symmetry will be broken as a non-zero u breaks the chiral symmetry even when $\gamma_{tw} = 0$.

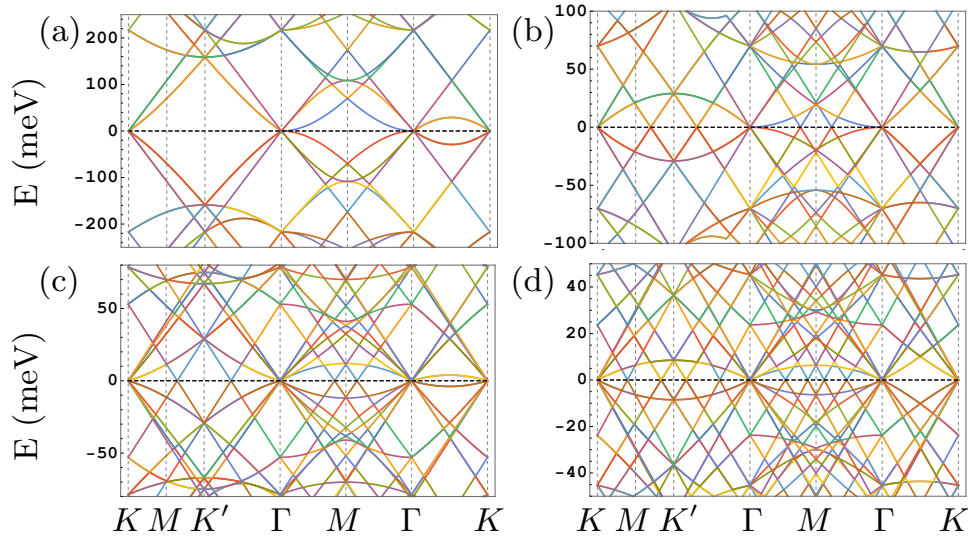


FIG. S1. Band spectra at $w = 0$, $u = 0.816$ and $\gamma_{tw} = 0$. (a) $\theta = 1.224^\circ$. (b) $\theta = (1.224/2)^\circ$. (c) $\theta = (1.224/\sqrt{7})^\circ$. (d) $\theta = (1.224/\sqrt{13})^\circ$.

THE FIRST DIRAC MAGIC ANGLE AND GAMMA MAGIC ANGLE.

We plot band spectra of the first Dirac magic angle and the first Gamma magic angle, see Fig. S2. The band spectrum of the first Dirac magic angle is similar to the second Dirac magic angle but without a clear gap between the positive bands and negative bands. The first Gamma magic angle is even larger than the first Dirac magic angle.

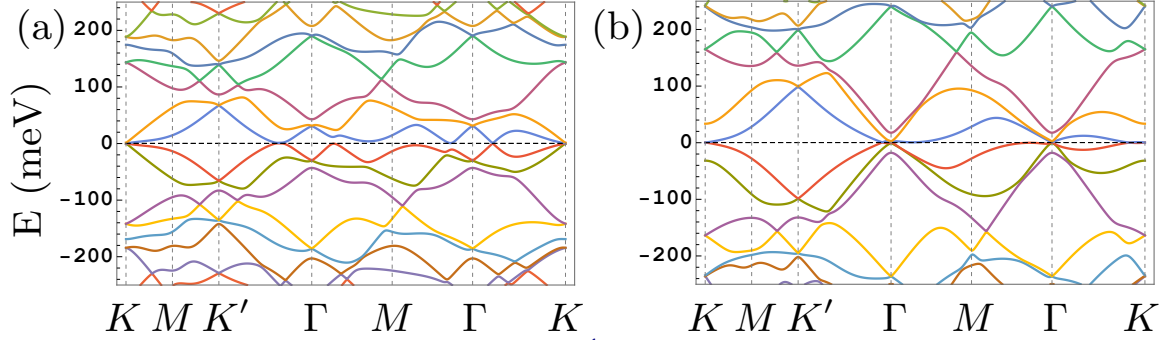


FIG. S2. Band spectra of (a) The first Dirac magic angle $\theta = 1.31^\circ$. (b) The first Gamma magic angle $\theta = 1.516^\circ$. The parameters $w = 110$ meV, $u = 0.816$ and $\gamma_{tw} = 20$ meV.

THE SECOND DIRAC MAGIC ANGLE

Since we focus on the second Dirac magic angle in the main text, we present here some more informations about it. In the main text, we show the zoomed in energy plots with the electric field $\Delta V = 72.75$ and the angle $\theta = 0.85^\circ$. Here we show the energy density plots in the whole moiré Brillouin zone, see Fig. S3. We also show the density plots at the angle $\theta = 0.8^\circ$ which is lower than the magic angle $\theta = 0.826^\circ$, see Fig. S4. We can see clearly that both electric field and twist angle changes can tune the Lifshitz transitions.

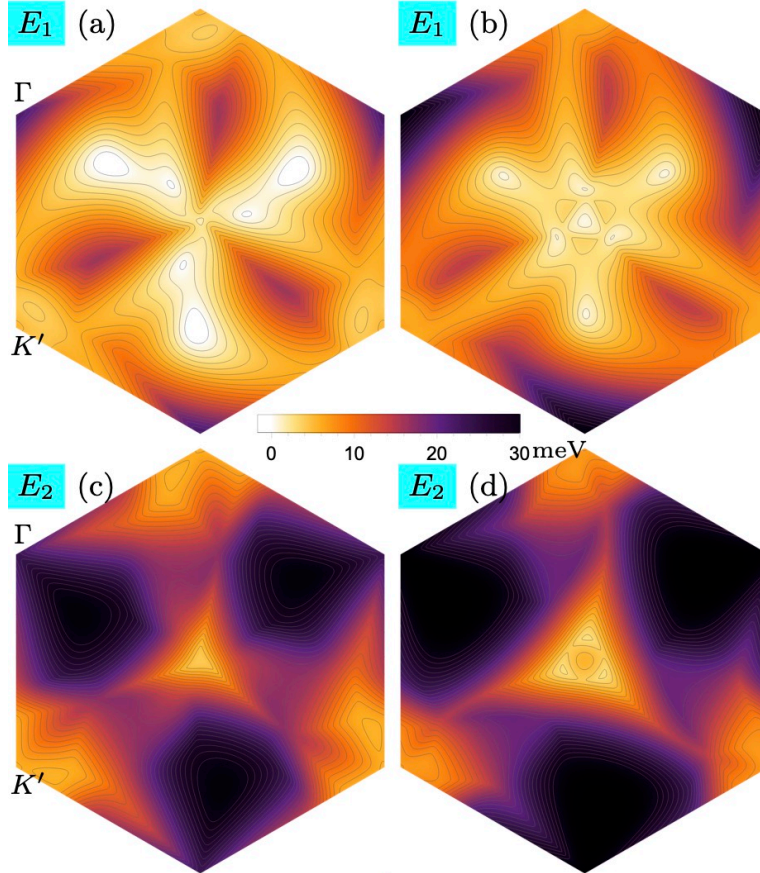


FIG. S3. Energy density plots of first positive bands (top row) and second positive bands (bottom row). (a) and (c) are at the Dirac magic angle $\theta = 0.826^\circ$ with an electric field $\Delta V = 72.75$ meV. (b) and (d) are at the twisted angle $\theta = 0.85^\circ$.

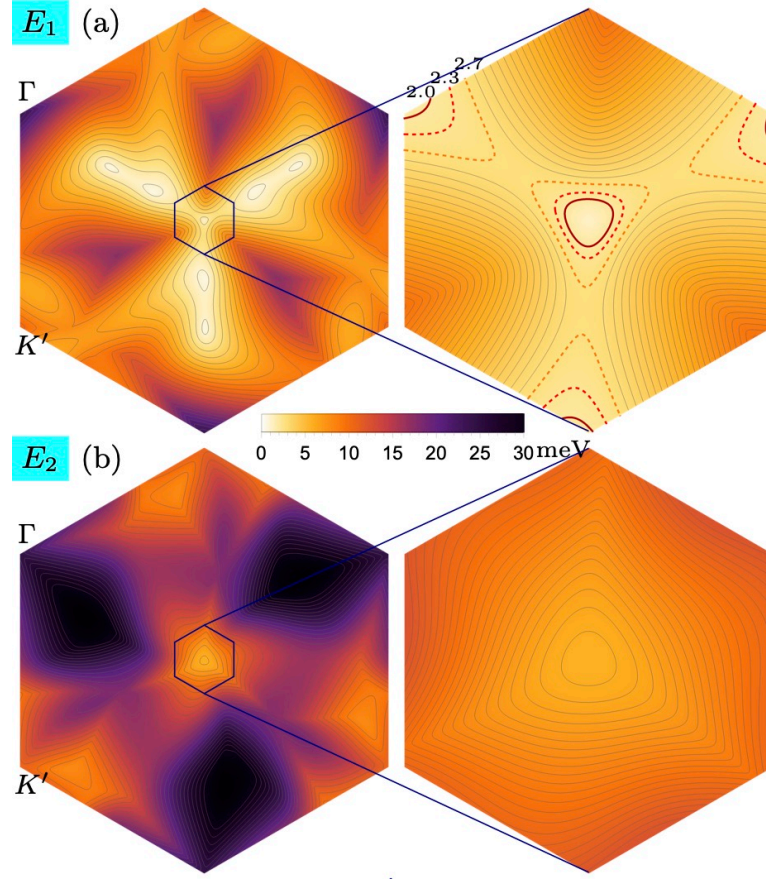


FIG. S4. Energy density plots at the angle $\theta = 0.8^\circ$. (a) first positive bands (top row) with zoomed in panel and (b) second positive bands (bottom row) with zoomed in panel.

THE AA/AB TETRALAYER DIRAC MAGIC

The Hamiltonian of twisted AA/AB tetralayer graphene is

$$H_{\text{AA/AB}} = \begin{bmatrix} h_{\theta/2} & T_{\text{AA}} & 0 & 0 \\ T_{\text{AA}}^\dagger & h_{\theta/2} & T & 0 \\ 0 & T^\dagger & h_{-\theta/2} & T_{\text{AB}} \\ 0 & 0 & T_{\text{AB}}^\dagger & h_{-\theta/2} \end{bmatrix}, \quad (\text{S1})$$

where $T_{\text{AA}} = \gamma_{\text{AA}}$, $T_{\text{AB}} = \gamma_{\text{AB}} \cdot \sigma^-$. We don't include the warping effect terms here and σ^- is the lowering operator.

We show the first and second Dirac magic angles in AA/AB tetralayer structure, see Fig. S5. The magic angles are same as for the trilayer structure in the main text. The energy splittings at the K point are shown in Fig. S6. They are same for the second and third positive bands.

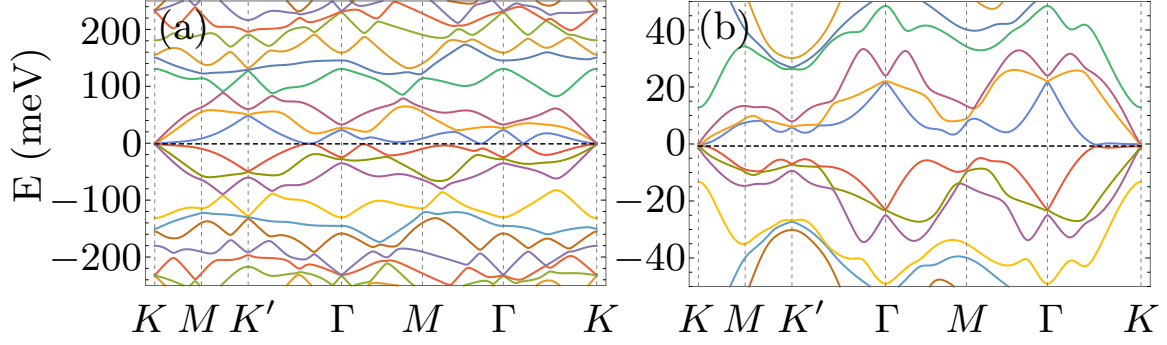


FIG. S5. Band spectra of AA/AB without warping (a) The first Dirac magic angle $\theta = 1.31^\circ$. (b) The second Dirac magic angle $\theta = 0.826^\circ$. The parameters $w = 110$ meV, $u = 0.816$ and $\gamma_{AB} = 361$ meV [36].

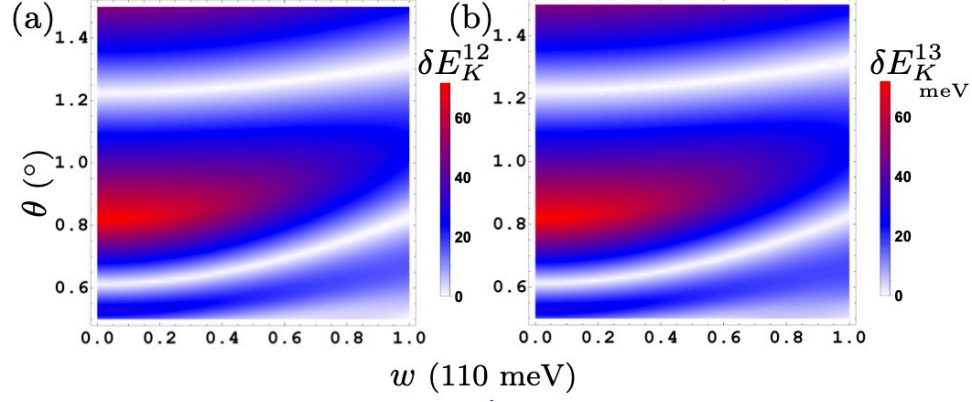


FIG. S6. (a) The energy splitting $\delta E_K^{12} = E_2 - E_1$ at K point for $u = 0.816$. (b) The energy splitting $\delta E_K^{13} = E_3 - E_1$ at K point for $u = 0.816$.

THE AA/ABC PENTALAYER DIRAC MAGIC

The Hamiltonian of twisted AA/ABC tetralayer graphene is

$$H_{AA/ABC} = \begin{bmatrix} h_{\theta/2} & T_{AA} & 0 & 0 & 0 \\ T_{AA}^\dagger & h_{\theta/2} & T & 0 & 0 \\ 0 & T^\dagger & h_{-\theta/2} & T_{AB} & T_{AC} \\ 0 & 0 & T_{AB}^\dagger & h_{-\theta/2} & T_{AB} \\ 0 & 0 & T_{AC}^\dagger & T_{AB}^\dagger & h_{-\theta/2} \end{bmatrix}, \quad (\text{S2})$$

where T_{AA} and T_{AB} are same as we used in the AA/AB structure. $T_{AC} = \gamma_{AC} \cdot \sigma^+$. Trigonal warping terms are not included here, and σ^+ is the raising operator.

We show the first and second Dirac magic angles in AA/ABC pentalayer structure, see Fig. S7. The magic angles are also same as the trilayer structure in the main text. Note that the two central bands become increasingly flat as we increase the number of layers, going from from trilayer to pentalayer.

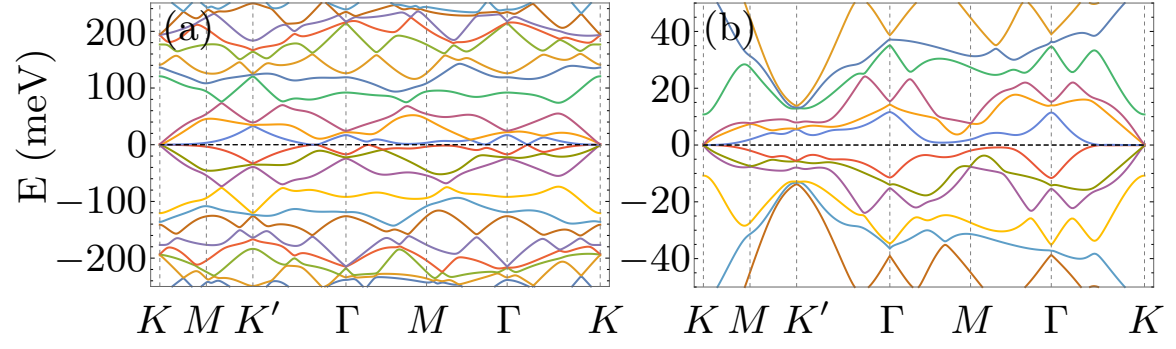


FIG. S7. Band spectra of AA/ABC without warping (a) The first Dirac magic angle $\theta = 1.31^\circ$. (b) The second Dirac magic angle $\theta = 0.826^\circ$. The parameters $w = 110$ meV, $u = 0.816$, $\gamma_{AB} = 361$ meV and $\gamma_{AC} = 0$.