

Enhanced heat transport in thermal convection with suspensions of rod-like expandable particles

Shi-Yuan Hu^{1,2,3}, Kai-Zhe Wang^{1,2,3}, Lai-Bing Jia^{1,4}, Jin-Qiang Zhong⁵, and Jun Zhang^{1,2,3†}

¹NYU-ECNU Joint Research Institute of Physics at NYU Shanghai, Shanghai 200062, China

²Applied Math Lab, Courant Institute, New York University, New York, NY 10012, USA

³Department of Physics, New York University, New York, NY 10003, USA

⁴Department of Naval Architecture, Ocean and Marine Engineering, University of Strathclyde, G4 0LZ Glasgow, UK

⁵School of Physics Science and Engineering, Tongji University, Shanghai 200092, China

(Received xx; revised xx; accepted xx)

Thermal convection of fluid is a more efficient way than diffusion to carry heat from hot sources to cold places. Here, we experimentally study the Rayleigh-Bénard convection of aqueous glycerol solution in a cubic cell with suspensions of rod-like particles made of polydimethylsiloxane (PDMS). The particles are inertial due to their large thermal expansion coefficient and finite sizes. The thermal expansion coefficient of the particles is three times larger than that of the background fluid. This contrast makes the suspended particles lighter than the local fluid in hot regions and heavier in cold regions. The heat transport is enhanced at relatively large Rayleigh number (Ra) but reduced at small Ra . We demonstrate that the increase of Nusselt number arises from the particle-boundary layer interactions: the particles act as “active” mixers of the flow and temperature fields across the boundary layers.

Key words:

1. Introduction

Convection driven by a temperature difference is omnipresent in nature, such as convection in oceans (Marshall & Schott 1999), in the atmosphere (Hartmann *et al.* 2001), inside the Earth (Jones 2011; Cardin & Olson 1994), and in the outer layer of the Sun (Cattaneo *et al.* 2003). It is also relevant to numerous technological applications ranging from the cooling of electronic devices to the ventilation in buildings (Incropera 1999; Linden 1999). In many cases, thermal convection is coupled to other physical processes, such as phase changes (Kim 2009), transport and dispersion of inertial particles (Shaw 2003; Ackerman *et al.* 2004), leading to complex and interesting dynamics.

Rayleigh-Bénard convection (RBC) has been extensively studied as a simplified paradigm for thermal convection (Castaing *et al.* 1989; Ahlers *et al.* 2009; Chillà & Schumacher 2012; Xia 2013). Buoyancy driven flow in RBC is induced by heating a fluid layer from below and cooling it from above. The system is characterized by two control

† Email address for correspondence: jun@cims.nyu.edu

parameters: the Rayleigh number Ra and Prandtl number Pr , defined as

$$Ra = \alpha g H^3 \Delta T / \nu \kappa \quad \text{and} \quad Pr = \nu / \kappa, \quad (1.1)$$

respectively. Here, ΔT is the temperature difference applied across the fluid layer, H is the height of the fluid layer, and g is the gravitational acceleration. The parameters of the fluid, α , ν , and κ , are the thermal expansion coefficient, kinematic viscosity, and thermal diffusivity, respectively. The heat transport by the convective flow is characterized by the dimensionless Nusselt number,

$$Nu = QH / \chi \Delta T, \quad (1.2)$$

where Q is the heat flux (power per unit area) through the convection cell and χ is the thermal conductivity of the fluid. The dependence of Nu on Ra and Pr , $Nu = f(Ra, Pr)$, has been the focus of numerous experimental and theoretical studies (for review see e.g., Ahlers *et al.* 2009).

An important question in thermal convection is how to modify the fluid structures, change the heating-passing mechanisms, and perhaps enhance the heat transport efficiency. Various approaches have been proposed and tested, such as creating roughness on the top and bottom plates (Shen *et al.* 1996; Du & Tong 1998), exploiting multiphase working fluid (Zhong *et al.* 2009; Lakkaraju *et al.* 2013; Dabiri & Tryggvason 2015; Guzman *et al.* 2016; Wang *et al.* 2019; Liu *et al.* 2021), imposing spatial confinement (Huang *et al.* 2013), partitioning the convection cell (Bao *et al.* 2015), and manipulating the coherent structure (Chong *et al.* 2017).

Another potential approach to tune heat transport in RBC is to couple thermal convection with inertial particles. In particle-laden flows, the particle inertia, i.e., lagging in responses to the changes in the fluid flows, can arise from the density mismatch between particle and the local fluid or particle finite size (Ouellette *et al.* 2008; Cartwright *et al.* 2010). Previous studies have focused on micron- or millimeter-scale particles. Particles may settle out of the fluid when there is a mismatch between the densities of the particles and the background fluid. A turnover of the system dynamics and resuspension of settling particles have been identified beyond a critical particle concentration (Koyaguchi *et al.* 1990). The settling particles may form porous layers that reduce the heat transport (Joshi *et al.* 2016). The distribution of thermally expandable point-like particles in RBC has also been studied numerically in the ‘‘soft turbulent’’ regime, with the assumption that the presence of the particles does not modify the flow (Alards *et al.* 2019). However, to the best of our knowledge, no enhancement of Nu has been reported in turbulent RBC with solid inertia particles. When the particle size is much larger than the Kolmogorov length scale (Kolmogorov 1941), the effect of the motion and geometry of particles on fluid flows must be considered, and whether Nu can be enhanced is still an open question.

The study of thermal convection with large inertial particles has been challenging both numerically and experimentally. In numerical simulations, one has to properly resolve the fluid-particle coupling, particle-particle and particle-wall collisions (Balachandar & Eaton 2010; Mathai *et al.* 2020). In experiments, as particle size increases, gravitational settling due to density mismatch becomes more pronounced. Therefore, the uniformity of the particle density and the close density match to the background fluid are essential to ensure and maintain stable suspensions. In contrast to infinitesimal passive tracer particles commonly used to map the velocity field, inertial particles may depart from the local flow and show various behaviors, such as mixing, separation, and aggregation (Fung & Vassilicos 2003; Saw *et al.* 2008; Sudharsan *et al.* 2016).

Here, we experimentally study the effect of inertial rod-like particles suspended in convecting flows on the overall heat transport. The particle lengths are centimeter-scale,




FIGURE 1. The suspended PDMS particles of length 2.5 cm and diameter 0.45 cm with volume fraction $\phi = 1\%$, interact with the background turbulent flows in Rayleigh-Bénard convection at $Ra \approx 2.1 \times 10^9$. Left: 1/100 sec exposure photo shows how particles are randomly distributed in the convection cell, and reach the top and bottom plates occasionally. Right: 1 sec long exposure photo shows different degrees of motion blurs that reflect the turbulent background flows.

	Aqueous glycerol solution	PDMS particles
Density ρ (at 27°C)	1.03×10^3 kg/m ³	1.03×10^3 kg/m ³
Thermal expansion coef. α	3.03×10^{-4} K ⁻¹	9.3×10^{-4} K ⁻¹
Thermal conductivity χ	0.54 W/(m·K)	0.2 W/(m·K)
Specific heat capacity c_p	3.8×10^3 J/(kg·K)	1.4×10^3 J/(kg·K)
Prandtl number Pr	8.7	–
Particle length L	–	1.25, 2.50 cm
Particle diameter d	–	0.30, 0.45 cm

TABLE 1. Parameters of the working fluid and PDMS particles. Densities and the particle length are measured in the experiments. Other parameters are from empirical equations or interpolated using known experimental values (Cheng 2008; Volk & Kähler 2018; Mark 1999).

much larger than the Kolmogorov length scale and the thickness of the thermal boundary layers (BLs). They are made of polydimethylsiloxane (PDMS). Besides the large size, the particle inertia is further enhanced by its large thermal expansion coefficient (see table 1); the particles are lighter than the fluid in hot regions and heavier than the fluid in cold regions. For the first time, we observe an increase in Nu in turbulent RBC with suspensions of solid inertial particles due to the interactions between particles and the background flows, especially within the BLs.

2. Experimental procedures

Our experiments have been conducted in a cubic cell of size $20 \times 20 \times 19.6$ cm³ with the cell height $H = 19.6$ cm. The sidewalls consist of four glass plates of 0.5 cm in thickness. The top cooling plate and the bottom heating plate are made of surface-anodized aluminum. The top plate is cooled by passing temperature-regulated water through its internal grooves. The bottom plate is heated by a film heater at constant power. The temperatures of the top plate and bottom plate are monitored by thermistors embedded within them at roughly 1 mm away from the fluid contact surfaces, which leads

to short thermal response time and allows the thermistors to perceive the temperature fluctuations in the boundary layers (Verzicco 2004). The bulk temperature T_c is measured by two thermistors extended into the center of convection cell.

The suspended particles are made of PDMS, which has been widely used in microfluidics (for review, see Sackmann *et al.* 2014) due to its advantageous properties, such as chemical stability and mechanical flexibility after curing. However, the properties relevant to our purposes are different. First, its density after curing is about 3% within that of water. A stable suspension of particles, which is crucial to our experiments, is achieved by tuning the background fluid: a dilution of glycerol in water. The density of the working fluid is carefully adjusted such that the particles are neutrally buoyant at 27°C: particles can suspend for hours even in quiescent fluid. The working fluid is then used for all the subsequent experiments, which are conducted in the range $2^\circ\text{C} \lesssim \Delta T \lesssim 32^\circ\text{C}$ and $3 \times 10^8 \lesssim Ra \lesssim 4 \times 10^9$. The Ra range is about 2–3 orders of magnitude larger than the Ra values in Alards *et al.* (2019), and about one order of magnitude smaller than that in Wang *et al.* (2019) and Joshi *et al.* (2016). More importantly, PDMS has a large thermal expansion coefficient that is more than three times that of the working fluid (table 1), making the particle thermally responsive and more active than the background fluid.

All PDMS particles are handmade. After many trials, we found that adopting rod-like geometry yields high precision and high quality. To make these particles, the PDMS fluid and the curing agent (SYLGARD 184 Silicone Elastomer Kit, Dow Corning) are first mixed at a 10:1 volumetric ratio and degassed for 30 min by a vacuum pump. The mixture is then poured into molding tubes of desired diameters, and cured at room temperature for 48 hours. The cured PDMS rods are then cut into desired lengths. Making spherical particles (a simpler geometry than rod) using a similar procedure turns out to be impractical, especially when making thousands of identical particles.

Figure 1 presents the photos of suspended particles in turbulent convection with particle volume fraction $\phi = 1\%$, where ϕ is defined as the ratio of the total volume of particles to the volume of the convection cell. The heating power and cooling temperature are pre-adjusted such that the bulk temperature $T_c = 27 \pm 0.10^\circ\text{C}$ for no-particle convection experiments. For experiments with particles, two control modes are used. The first one is constant- T_c mode: for different particle volume fractions ϕ , the heat flux Q is regulated through a feedback control, and once the system reaches dynamic equilibrium with $T_c = 27 \pm 0.15^\circ\text{C}$, Q is fixed and no longer changes over time. The second mode is constant- Q , in which the same Q is used for different values of ϕ . When measuring Nu in response to the effects of added particles, constant- T_c mode is used to keep rigorously the bottom-top symmetry of the particle distributions in the convection cell. Constant- Q mode is mainly used to measure temperature fluctuations.

3. Results and Discussions

In figure 2(a), we show the compensated Nusselt number, $Nu/Ra^{0.314}$, as a function of Ra in a semi-log scale. The measured values of Nusselt number Nu_0 from no-particle experiments follow a power law with Ra , and the scaling exponent agrees with previous experiments (see, e.g., Niemela *et al.* 2000). We then measure Nu with the suspensions of particles of different diameters and compute the relative changes of Nu , $\Delta Nu/Nu_0 = (Nu - Nu_0)/Nu_0$. As shown in figure 2(a) and figure 2(b), $\Delta Nu/Nu_0$ depends strongly on Ra , and an optimal value of Ra exists, around which the Nu enhancement is most obvious. For particles of diameter 0.30 cm, the maximum increase of Nu is achieved around $Ra \approx 2 \times 10^9$; for particles of a larger diameter 0.45 cm, the maximum is located

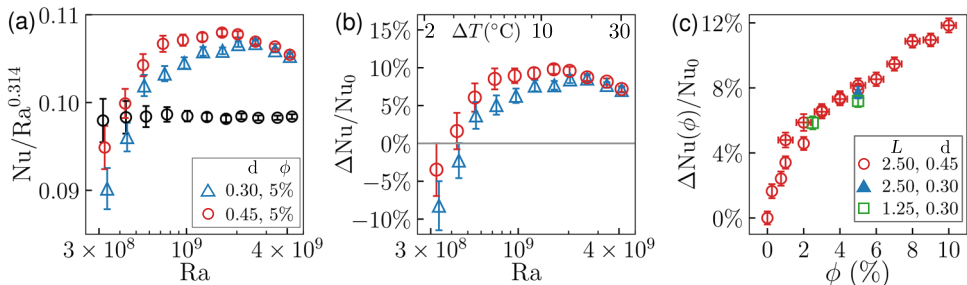


FIGURE 2. With constant- T_c mode, enhancement of heat transport with PDMS particles. (a) $Nu/Ra^{0.314}$ as a function of Ra in semi-log scale. Gray filled circles show data measured without particles; other symbols represent measurements with particles of different diameter d . Error bars represent uncertainties due to temperature fluctuations and heat loss to the ambient air. (b) Data from (a), plotted as relative increase of Nu , $\Delta Nu/Nu_0$ (left axis), as a function of Ra . Upper x axis show ΔT without particles. (c) $\Delta Nu/Nu_0$ as a function of ϕ at $Ra \approx 3.4 \times 10^9$ for $d = 0.45$ cm and $L = 2.50$ cm (red circles). Blue triangle shows data for $d = 0.30$ cm and $L = 2.50$ cm at $\phi = 5.0\%$; green squares show data for $d = 0.30$ cm and $L = 1.25$ cm at $\phi = 2.5\%$ and 5.0% . Particle aspect ratio plays a less important role on Nu than ϕ , as can be seen by comparing rods of different geometries.

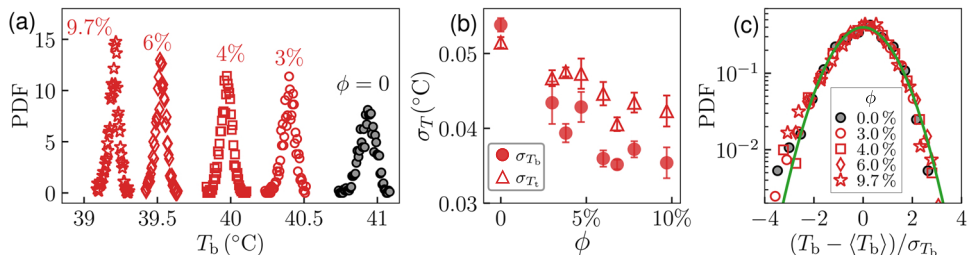


FIGURE 3. With constant- Q mode, T_t remains within $10.5 \pm 0.1^{\circ}\text{C}$, (a) probability distribution function (PDF) of T_b for $Ra \approx 3.9\text{--}4.2 \times 10^9$ for no-particle experiments ($\phi = 0$, gray solid circles) and experiments with particles of diameter 0.30 cm and length 2.50 cm (red symbols) at different values of ϕ ; blue symbols show particles of diameter 0.30 cm and length 1.25 cm. (b) the standard deviation σ_T of the bottom temperature T_b (red circles) and top temperature T_t (blue triangles) as a function of ϕ ; (c) PDF of normalized T_b for different values of ϕ in semi-log scale. The green curve show a standard Gaussian distribution. Statistics are obtained from time series of 2400 sec at a sampling rate of 0.5 Hz.

at a slightly lower Ra . As Ra becomes larger than the optimal values, $\Delta Nu/Nu_0$ decreases slowly. However, lowering the values of Ra , $\Delta Nu/Nu_0$ decreases steeply and even turns negative at sufficiently small Ra . Figure 2(c) shows that $\Delta Nu(\phi)$ increases faster as ϕ is increased from 0 but slows down for larger values of ϕ . It is evident that the addition of the passive inertia particles increases the heat-transport efficiency in RBC. For higher values of ϕ , the particles are likely to get trapped at the corners of the convection cell and form porous layers covering the top or bottom plates, making the mixture no longer a mobile suspension.

The Stokes number St of the rod-like particles can be estimated as $St \sim \bar{\rho} d^2 H^{-1} h(\lambda) v_f / \nu$, where $\bar{\rho}$ is the density ratio of particle to fluid, $\bar{\rho} = \rho_p / \rho_f$, v_f is the characteristic velocity of the large scale circulation, and $h(\lambda)$ is a function of the particle aspect ratio λ with $\lambda = L/d$ (Voth & Soldati 2017). We estimate v_f as $v_f \approx (0.2\nu/H)\sqrt{Ra/Pr}$, where the prefactor 0.2 accounts for the correction at large Pr (Silano *et al.* 2010). For the Ra range in our experiments, $v_f \approx 0.58\text{--}2.6$ cm/s, and $St \approx 0.04\text{--}0.16$ for particles of $L = 2.5$ cm and $d = 0.3$ cm, which is orders of magnitude larger than those reported in previous experiments and simulations (Ouellette *et al.*




FIGURE 4. Three typical examples of how particles of length 2.5 cm and diameter 0.45 cm interact with bottom BL at $Ra \approx 2.1 \times 10^9$. Successive snapshots (white cylinders) showing particles moving from left to right as extracted from the video with a time interval of 1.0 sec for (a) and (c) and 0.7 sec for (b). The background pictures are taken from the last frame. (a) A particle briefly collides twice with the BL and returns to the bulk. (b) Particle slides along the BL. (c) Particle hovers above the BL.

2008; Lopez & Guazzelli 2017), indicating finite inertia effect afforded by the large particle size and deviations of particle trajectories from fluid flows. To see the effect of particle aspect ratio, we manually cut each particle of $d = 0.30$ cm in half. As shown in figure 2(c), for the same volume fraction at $\phi = 5\%$, ΔNu of particles of $L = 1.25$ cm (right green square) is nearly the same as that of particles of double length (blue triangle); for the same number of particles, the Nu of particles of $L = 1.25$ cm at $\phi = 2.5\%$ (left green square) is slightly smaller than that of particles of double length at $\phi = 5.0\%$ (blue triangle). Given the current large particle sizes at centimeter scale, our data (within experimental accuracy) show that the particle aspect ratio has minor effect on Nu . We speculate that the aspect ratio are more important for thinner particles of $St \ll 1$, and more experiments are needed in the future to further explore the effect of elongated shape of particles.

Figure 3(a) shows the probability distribution function of the bottom plate temperature T_b around Ra values where particles enhance Nu . With constant- Q mode, i.e., the heating power of the bottom plate is fixed to be the same as that used in the no-particle experiment, T_b decreases as ϕ is increased, indicating a decrease of ΔT and thus an increase of Nu . This is in line with the increase of Nu shown in figure 2(c) under constant- T_c mode, in which ΔT remains relatively fixed within $\pm 0.4^\circ\text{C}$ and the heating power of the bottom plate increases as ϕ is increased. Meanwhile, as shown in figure 3(b), the standard deviation σ_T , which characterizes the magnitude of the temperature fluctuations, decreases as ϕ is increased for both top and bottom plates. For different values of ϕ , the normalized bottom temperatures, $(T_b - \langle T_b \rangle) / \sigma_{T_b}$, collapse onto each other and closely resemble a Gaussian distribution (figure 3(c)). It is well accepted that thermal BLs impose the most resistance on heat transport and dominantly determines Nu (see, e.g., Castaing *et al.* 1989). Much of the heat flux is carried by the thermal plumes, which are emitted from the thermal BLs and contrast the background flow in temperature and momentum (Zocchi *et al.* 1990; Kadanoff 2001). The decrease in σ_T observed in figure 3(b) suggests that particles act as mixers of the flow and temperature fields near the BLs. The large temperature fluctuations caused by the emission and arrival of thermal plumes are partially smoothed out by the motion of the particles.

The path and orientation of each particle seem to be complex, as depicted in figure 1, more so are the interactions between particles and BLs. Several forms of interactions between particles and BLs are observed (see figure 4 and the supplementary movie). The particles can collide with the top and bottom plates and then return to the bulk (figure 4(a)); they may also slide along the top and bottom plates, within or close to the BLs (figure 4(b) and 4(c)).

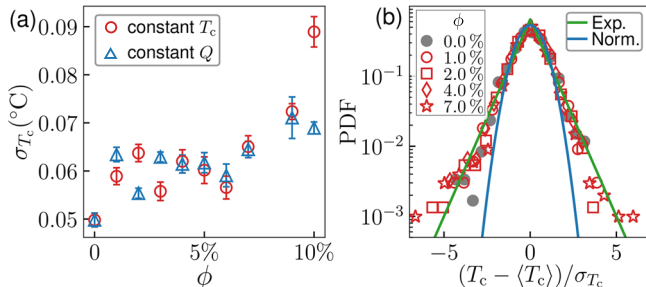


FIGURE 5. Statistics of the bulk temperature T_c obtained from time series of 2400 sec at a sampling rate of 0.5 Hz. (a) σ_{T_c} as a function of ϕ with constant- T_c (red circles) and constant- Q modes (blue triangles). (b) Normalized distributions of T_c for different values of ϕ in semi-log scale with the best-fit exponential distribution (green curve), which has a better agreement with the experimental data than the best-fit normal distribution (blue curve).

The estimated thickness of thermal BL, $\delta = H/2Nu \approx 0.1\text{--}0.2$ cm, is close to the particle radius, and the particles are exposed to large temperature variations when getting close to the thermal BLs. Due to the large thermal expansion coefficient of PDMS, the particles become lighter than local fluid when in contact with the hot BL, and heavier than local fluid when in contact with the cold BL. At the largest value of Ra , the maximum and minimum density ratio $\bar{\rho}$ is about 1.01 and 0.99, respectively, taking into account both the thermal expansion coefficients of the particles and fluid. Despite only one percent density variation, the particles may significantly deviate from fluid flows due to their large sizes. We estimate the buoyancy based settling/rising velocity in quiescent fluid as $v_g \approx [|\bar{\rho} - 1| \times gL]^{1/2}$ (Auguste & Magnaudet 2018). When particle length $L = 2.50$ cm, $v_g \approx 1.5 - 5.0$ cm/s for the Ra range in our experiments. If the particle diameter is taken as the characteristic scale, $v_g \approx 0.55 - 1.7$ cm/s. Both estimates are comparable to v_f , and therefore, the particles become more “active” than the local fluid within BL, making them more efficient in carrying fluid and heat into the bulk. As a result, the standard deviation of the bulk temperature σ_{T_c} increases with ϕ under both constant- T_c and constant- Q modes (figure 5(a)). As shown in figure 5b, the normalized T_c displays exponential distributions with relatively large deviations from the means (see, e.g., Castaing *et al.* 1989). The enhancement of fluctuations in incident turbulence has been observed due to the agitation of bubbles (Alméras *et al.* 2017). In RBC with vapour-bubble nucleation, the temperature fluctuations are decreased probably due to vapour bubbles absorbing and releasing heat (Lakkaraju *et al.* 2014; Guzman *et al.* 2016). This effect is negligible in our experiments since no latent heat (no phase transition) is involved and the specific heat capacity of PDMS is much smaller than that of the background fluid. It has also been observed that the bulk temperature fluctuations are increased in convection cells with rough surfaces compared with smooth surfaces, along with an increase in the heat transport efficiency (Du & Tong 2001).

To make particles more “active” than the background fluid, experiencing large ΔT and having sufficient time for particles to thermally adapt to ΔT are needed. The latter is determined by two time scales. The first one is the thermal response time of the particles, $\tau_p \sim d^2/4\kappa_p$, where κ_p is the thermal diffusivity of PDMS. The other one is the characteristic time during which the particles remain close to the BLs, τ_f , which decreases as Ra is increased. We estimate τ_f as $\tau_f \approx H/v_f$. For the Ra range in our experiments, the ratio of the two characteristic times $\bar{\tau} = \tau_p/\tau_f \approx 0.5\text{--}2.4$. At large Ra , $\bar{\tau} > 1$, although ΔT is large, $\tau_f < \tau_p$ and the particles have insufficient time to warm up or cool down in response to the high/low temperatures of the bottom/top BLs before returning to

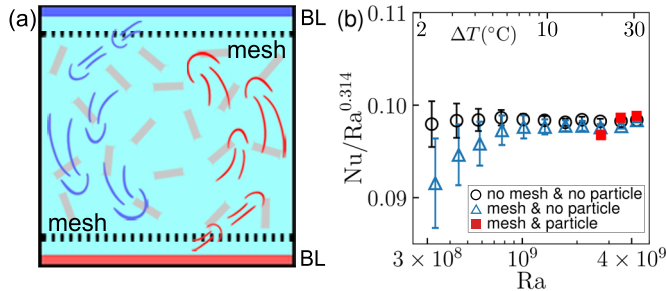


FIGURE 6. (a) Schematic of experiment with particles and meshes, which prevent particles from getting close to the BLs. (b) $Nu/Ra^{0.314}$ as a function of Ra without mesh and particle (gray filled circles), with mesh and no particles (blue triangles), and with mesh and particles (red solid squares) of diameter 0.45 cm and length 2.50 cm with $\phi = 6\%$. Enhancement of Nu is no longer observed.

the bulk. At small Ra , $\bar{\tau} < 1$ and $\tau_f > \tau_p$, but ΔT is small, leading to relatively small variations in the densities of the particles, i.e., the particles are not “active” enough even after a full thermal relaxation to the temperatures of the BLs. Indeed, we observe at small Ra , that the particles occasionally accumulate and stay near the bottom and top plates for relatively long times, blocking the thermal plumes and thus decreasing Nu . At intermediate Ra , where ΔT is relatively large and $\tau_f \approx \tau_p$, $\Delta Nu/Nu_0$ reaches the largest value. In this regime, a particle gains enough density difference and returns to the bulk with some fluid dragged by it. It might be able to intrude the BL of the other side, switch to another temperature and density extreme, and repeat this process. The intrusion of the particles to the thermal BLs is probably the most responsible mechanism at play in enhancing the overall heat-transport efficiency, reflected in the increase of Nu .

To directly verify that it is the particle-BL interaction that leads to the enhancement of heat transport efficiency, as illustrated in figure 6(a), we mount two polythene mesh sheets outside the thermal BLs at 1 cm away from the top and bottom plates, respectively. Each mesh has about 56% opening area and its thickness or wire diameter is 0.1 cm. The mesh opening has a diamond shape of size 0.3×0.3 cm, smaller than the $d = 0.45$ cm particles, and thus prevents them from passing through. The mesh sheets have little effect on the heat transport at large Ra (figure 6(b), blue triangles). We then add particles, which are kept within the two meshes and circulating in the bulk without interacting with the BLs. As evidenced in figure 6(b) (red squares), the measured Nu with particles has a negligible difference from the Nu measured without particles. Indeed, particle-BL interaction is crucial in the enhancement of heat transport.

4. Conclusion

We have experimentally studied a cubic RBC system with suspensions of inertial and expansible rod-like PDMS particles. The heat transport may be enhanced or reduced depending on the Rayleigh number. Our measurements demonstrate that the particle’s large thermal expansibility has strong effects on the heat transport. Our results may shed light on a new approach to control the heat transport in thermal convection with suspensions of thermally responsive particles without modification to the classical convection system. Our results may also have implications for the transport and mixing of particles in complex flows and in confined environments.

Engineered materials with voids filled with air, such as silicon foams, may further

enhance the heat transport, since the thermal expansion coefficient of air is more than ten times that of water. Particles made of these materials are expected to gain large density variations across temperature differences in thermal convection, but density match may be difficult to achieve. In this work, we have not quantified the 3D dynamics of the particles, which could be constructed using 2D images taken by multiple cameras (Parsa *et al.* 2012). In convection cells with extreme aspect ratios where multiple rolls exist, the dynamics is expected to be more complex since particles may move across different convection rolls (Solomon & Gollub 1988). We speculate that in a confined rectangular cell (with a narrower width), the interactions between particles and boundary layers may become more frequent, and Nu may be further enhanced.

Acknowledgement. We thank M. Huang for helpful discussions and C. Sun for useful references. We also thank the anomalous reviewers for their insightful criticisms and constructive suggestions. S.Y.H and K.Z.W. gratefully acknowledge support from the MacCracken Fellowship provided by New York University. J.Z. acknowledges support from NYU Shanghai and partial support by Tamkeen under the NYU Abu Dhabi Research Institute grant CG002.

Declaration of Interests. The authors report no conflict of interest.

REFERENCES

- ACKERMAN, A. S., KIRKPATRICK, M. P., STEVENS, D. E. & TOON, O. B. 2004 The impact of humidity above stratiform clouds on indirect aerosol climate forcing. *Nature* **432**, 1014–1017.
- AHLERS, G., GROSSMANN, S. & LOHSE, D. 2009 Heat transfer and large scale dynamics in turbulent Rayleigh-Bénard convection. *Rev. Mod. Phys.* **81**, 503.
- ALARDS, K. M.J., KUNNEN, R. P.J., CLERCX, H. J.H. & TOSCHI, F. 2019 Statistical properties of thermally expandable particles in soft-turbulence Rayleigh-Bénard convection. *Eur. Phys. J. E* **42**, 126.
- ALMÉRAS, E., MATHAI, V., LOHSE, D. & SUN, C. 2017 Experimental investigation of the turbulence induced by a bubble swarm rising within incident turbulence. *J. Fluid Mech.* **825**, 1091–1112.
- AUGUSTE, F. & MAGNAUDET, J. 2018 Path oscillations and enhanced drag of light rising spheres. *J. Fluid Mech.* **841**, 228–266.
- BALACHANDAR, S. & EATON, J. K. 2010 Turbulent dispersed multiphase flow. *Annu. Rev. Fluid Mech.* **42**, 111–133.
- BAO, Y., CHEN, J., LIU, B.-F., SHE, Z.-S., ZHANG, J. & ZHOU, Q. 2015 Enhanced heat transport in partitioned thermal convection. *J. Fluid Mech.* **784**, R5.
- CARDIN, P. & OLSON, P. 1994 Chaotic thermal convection in a rapidly rotating spherical shell: consequences for flow in the outer core. *Phys. Earth Planet. Inter.* **82**, 235–259.
- CARTWRIGHT, J. H.E., FEUDEL, U., KÁROLYI, G., DE MOURA, A., PIRO, O. & TÉL, T. 2010 Dynamics of finite-size particles in chaotic fluid flows. In *Nonlinear dynamics and chaos: advances and perspectives*, pp. 51–87. Springer-Verlag, Berlin Heidelberg.
- CASTAING, B., GUNARATNE, G., HESLOT, F., KADANOFF, L., LIBCHABER, A., THOMAE, S., WU, X.-Z., ZALESKI, S. & ZANETTI, G. 1989 Scaling of hard thermal turbulence in Rayleigh-Bénard convection. *J. Fluid Mech.* **204**, 1–30.
- CATTANEO, F., EMONET, T. & WEISS, N. 2003 On the interaction between convection and magnetic fields. *Astrophys. J.* **588**, 1183–1198.
- CHENG, N.-S. 2008 Formula for the viscosity of a glycerol-water mixture. *Ind. Eng. Chem. Res.* **47**, 3285–3288.
- CHILLÀ, F. & SCHUMACHER, J. 2012 New perspectives in turbulent Rayleigh-Bénard convection. *Eur. Phys. J. E* **35**, 58.
- CHONG, K. L., YANG, Y., HUANG, S.-D., ZHONG, J.-Q., STEVENS, R. J. A. M., VERZICCO, R.,

- LOHSE, D. & XIA, K.-Q. 2017 Confined Rayleigh-Bénard, rotating Rayleigh-Bénard, and double diffusive convection: a unifying view on turbulent transport enhancement through coherent structure manipulation. *Phys. Rev. Lett.* **119**, 064501.
- DABIRI, S. & TRYGGVASON, G. 2015 Heat transfer in turbulent bubbly flow in vertical channels. *Chem. Eng. Sci.* **122**, 106–113.
- DU, Y.-B. & TONG, P. 1998 Enhanced heat transport in turbulent convection over a rough surface. *Phys. Rev. Lett.* **81**, 987.
- DU, Y.-B. & TONG, P. 2001 Temperature fluctuations in a convection cell with rough upper and lower surfaces. *Phys. Rev. E* **63**, 046303.
- FUNG, J. C. H. & VASSILICOS, J. C. 2003 Inertial particle segregation by turbulence. *Phys. Rev. E* **68**, 046309.
- GUZMAN, D. N., XIE, Y., CHEN, S., RIVAS, D. F., SUN, C., LOHSE, D. & AHLERS, G. 2016 Heat-flux enhancement by vapour-bubble nucleation in Rayleigh-Bénard turbulence. *J. Fluid Mech.* **787**, 331–366.
- HARTMANN, D. L., MOY, L. A. & FU, Q. 2001 Tropical convection and the energy balance at the top of the atmosphere. *J. Clim.* **14**, 4495–4511.
- HUANG, S.-D., KACZOROWSKI, M., NI, R. & XIA, K.-Q. 2013 Confinement-induced heat-transport enhancement in turbulent thermal convection. *Phys. Rev. Lett.* **111**, 104501.
- INCROPERA, F. P. 1999 *Liquid cooling of electronic devices by single-phase convection*. John Wiley & Sons, New York.
- JONES, C. A. 2011 Planetary magnetic fields and fluid dynamos. *Annu. Rev. Fluid Mech.* **43**, 583–614.
- JOSHI, P., RAJAEI, H., KUNNEN, R. P. J. & CLERCX, H. J. H. 2016 Effect of particle injection on heat transfer in rotating Rayleigh-Bénard convection. *Phys. Rev. Fluids* **1**, 084301.
- KADANOFF, L. P. 2001 Turbulent heat flow: structures and scaling. *Phys. Today* **54**, 34.
- KIM, J. 2009 Review of nucleate pool boiling bubble heat transfer mechanisms. *Int. J. Multiph. Flow* **35**, 1067–1076.
- KOLMOGOROV, A. N. 1941 The local structure of turbulence in incompressible viscous fluid for very large reynolds numbers. *Doklady Akad. Nauk SSSR* **30**, 299–303.
- KOYAGUCHI, T., HALLWORTH, M. A., HUPPERT, H. E. & SPARKS, R. STEPHEN J. 1990 Sedimentation of particles from a convecting fluid. *Nature* **343**, 447–450.
- LAKKARAJU, R., STEVENS, R. J. A. M., ORESTA, P., VERZICCO, R. & LOHSE, D. 2013 Heat transport in bubbling turbulent convection. *Proc. Natl Acad. Sci. USA* **110**, 9237–9242.
- LAKKARAJU, R., TOSCHI, F. & LOHSE, D. 2014 Bubbling reduces intermittency in turbulent thermal convection. *J. Fluid Mech.* **745**, 1–24.
- LINDEN, P. F. 1999 The fluid mechanics of natural ventilation. *Annu. Rev. Fluid Mech.* **31**, 201–238.
- LIU, H.-R., CHONG, K. L., NG, C. S., VERZICCO, R. & LOHSE, D. 2021 Enhancing heat transport in multiphase thermally driven turbulence. *arXiv preprint arXiv:2105.11327*.
- LOPEZ, D. & GUAZZELLI, E. 2017 Inertial effects on fibers settling in a vortical flow. *Phys. Rev. Fluids* **2**, 024306.
- MARK, J. E. 1999 *Polymer data handbook*. Oxford University Press, New York.
- MARSHALL, J. & SCHOTT, F. 1999 Open-ocean convection: Observations, theory, and models. *Rev. Geophys.* **37**, 1–64.
- MATHAI, V., LOHSE, D. & SUN, C. 2020 Bubbly and buoyant particle-laden turbulent flows. *Annu. Rev. Condens. Matter Phys.* **11**, 529–559.
- NIEMELA, J. J., SKRBEK, L., SREENIVASAN, K. R. & DONNELLY, R. J. 2000 Turbulent convection at very high Rayleigh numbers. *Nature* **404**, 837–840.
- OUELLETTE, N. T., O'MALLEY, P. J. J. & GOLLUB, J. P. 2008 Transport of finite-sized particles in chaotic flow. *Phys. Rev. Lett.* **101**, 174504.
- PARSA, S., CALZAVARINI, E., TOSCHI, F. & VOTH, G. A. 2012 Rotation rate of rods in turbulent fluid flow. *Phys. Rev. Lett.* **109**, 134501.
- SACKMANN, E. K., FULTON, A. L. & BEEBE, D. J. 2014 The present and future role of microfluidics in biomedical research. *Nature* **507**, 181–189.
- SAW, E. W., SHAW, R. A., AYYALASOMAYAJULA, S., CHUANG, P. Y. & GYLFASSON, Á. 2008

- Inertial clustering of particles in high-Reynolds-number turbulence. *Phys. Rev. Lett.* **100**, 214501.
- SHAW, R. A. 2003 Particle-turbulence interactions in atmospheric clouds. *Annu. Rev. Fluid Mech.* **35**, 183–227.
- SHEN, Y., TONG, P. & XIA, K.-Q. 1996 Turbulent convection over rough surfaces. *Phys. Rev. Lett.* **76** (6), 908.
- SILANO, G., SREENIVASAN, K. R. & VERZICCO, R. 2010 Numerical simulations of Rayleigh-Bénard convection for Prandtl numbers between 10^{-1} and 10^4 and Rayleigh numbers between 10^5 and 10^9 . *J. Fluid Mech.* **662**, 409–446.
- SOLOMON, T. H. & GOLLUB, J. P. 1988 Chaotic particle transport in time-dependent Rayleigh-Bénard convection. *Phys. Rev. A* **38**, 6280.
- SUDHARSAN, M., BRUNTON, S. L. & RILEY, J. J. 2016 Lagrangian coherent structures and inertial particle dynamics. *Phys. Rev. E* **93**, 033108.
- VERZICCO, R. 2004 Effects of nonperfect thermal sources in turbulent thermal convection. *Phys. Fluid* **16**, 1965.
- VOLK, A. & KÄHLER, C. J. 2018 Density model for aqueous glycerol solutions. *Exp. Fluids* **59**, 75.
- VOTH, G. A. & SOLDATI, A. 2017 Anisotropic particles in turbulence. *Annu. Rev. Fluid Mech.* **49**, 249–276.
- WANG, Z., MATHAI, V. & SUN, C. 2019 Self-sustained biphasic catalytic particle turbulence. *Nat. Commun.* **10**, 3333.
- XIA, K.-Q. 2013 Current trends and future directions in turbulent thermal convection. *Theor. Appl. Mech. Lett.* **3**, 052001.
- ZHONG, J.-Q., FUNFSCHILLING, D. & AHLERS, G. 2009 Enhanced heat transport by turbulent two-phase Rayleigh-Bénard convection. *Phys. Rev. Lett.* **102**, 124501.
- ZOCCHI, G., MOSES, E. & LIBCHABER, A. 1990 Coherent structures in turbulent convection, an experimental study. *Physica A* **166**, 387–407.