

# Learning a Large Neighborhood Search Algorithm for Mixed Integer Programs

Nicolas Sonnerat\*, Pengming Wang\*, Ira Ktena, Sergey Bartunov, Vinod Nair

\*Equal contributors

DeepMind

{sonnerat, pengming, iraktena, bartunov, vinair}@google.com

## Abstract

Large Neighborhood Search (LNS) is a combinatorial optimization heuristic that starts with an assignment of values for the variables to be optimized, and iteratively improves it by searching a large neighborhood around the current assignment. In this paper we consider a learning-based LNS approach for mixed integer programs (MIPs). We train a *Neural Diving* model to represent a probability distribution over assignments, which, together with an off-the-shelf MIP solver, generates an initial assignment. Formulating the subsequent search steps as a Markov Decision Process, we train a *Neural Neighborhood Selection* policy to select a search neighborhood at each step, which is searched using a MIP solver to find the next assignment. The policy network is trained using imitation learning. We propose a target policy for imitation that, given enough compute resources, is guaranteed to select the neighborhood containing the optimal next assignment amongst all possible choices for the neighborhood of a specified size. Our approach matches or outperforms all the baselines on five real-world MIP datasets with large-scale instances from diverse applications, including two production applications at Google. It achieves  $2\times$  to  $37.8\times$  better average primal gap than the best baseline on three of the datasets at large running times.

## 1 Introduction

Large Neighborhood Search (LNS) (Shaw 1998; Pisinger and Ropke 2010) is a powerful heuristic for hard combinatorial optimization problems such as Mixed Integer Programs (MIPs) (Danna, Rothberg, and Pape 2005; Rothberg 2007; Berthold 2007; Ghosh 2007), Traveling Salesman Problem (TSP) (Smith and Imeson 2017), Vehicle Routing Problem (VRP) (Shaw 1998; Hojabri et al. 2018), and Constraint Programming (CP) (Perron, Shaw, and Furnon 2004; Berthold et al. 2012). Given a problem instance and an initial feasible assignment (i.e., an assignment satisfying all constraints of the problem) of values to the variables of the problem, LNS searches for a better assignment within a neighborhood of the current assignment at each iteration. Iterations continue until the search budget (e.g., time) is exhausted. The neighborhood is “large” in the sense that it contains too many assignments to tractably search with naive enumeration. Large neighborhoods make the search less susceptible to getting stuck in poor local optima.

The key choices that determine the effectiveness of LNS are a) the initial assignment, and b) the search neighborhood

at each iteration. A good initial assignment makes good optima more likely to be reached. A good neighborhood selection policy allows faster convergence to good optima. Domain experts often design sophisticated heuristics by exploiting problem structure to find an initial feasible assignment, e.g. for MIPs, (Fischetti, Glover, and Lodi 2005; Berthold 2007) and to define the neighborhood, e.g. Pisinger and Ropke (2010); Shaw (1998); Danna, Rothberg, and Pape (2005).

In this paper we use learned models to make both of these choices. We focus specifically on Mixed Integer Programs to demonstrate the approach, but it can be adapted to other combinatorial optimization problems also. Figure 1 summarizes the approach. To compute an initial feasible assignment of values for the variables, we use *Neural Diving* (section 2.2) proposed in Nair et al. (2020), which has been shown to produce high quality assignments quickly. The assignment is computed using a generative model that conditions on the input MIP to be solved and defines a distribution over assignments such that ones with better objective values are more probable. The model is trained using feasible assignments collected from a training set of MIPs using an off-the-shelf solver. To define the search neighborhood at each LNS step, we use a *Neural Neighborhood Selection* policy (section 3) that, conditioned on the current assignment, selects a subset of the integer variables in the input MIP to unassign their values. The policy’s decisions can then be used to derive from the input MIP a smaller “sub-MIP” to optimize the unassigned variables. By setting the number of unassigned integer variables sufficiently small, the sub-MIP can be solved quickly using an off-the-shelf solver to compute the assignment for the next LNS step. The policy is trained by imitating an expert neighborhood selection policy (section 3.2). At each LNS iteration, the expert solves a MIP to select the best assignment in a Hamming ball centered around the current assignment. The changes in the values of the integer variables between the current and new assignments specify the expert’s unassignment decisions. The policy is then trained to predict the expert decisions at each iteration using imitation learning. The expert itself is too computationally expensive to solve a MIP, but is still tractable for generating imitation training data offline.

Previous works have combined learning with LNS. Hot-tung and Tierney (2019) use an approach complementary to ours for Capacitated VRPs by learning to search the neigh-

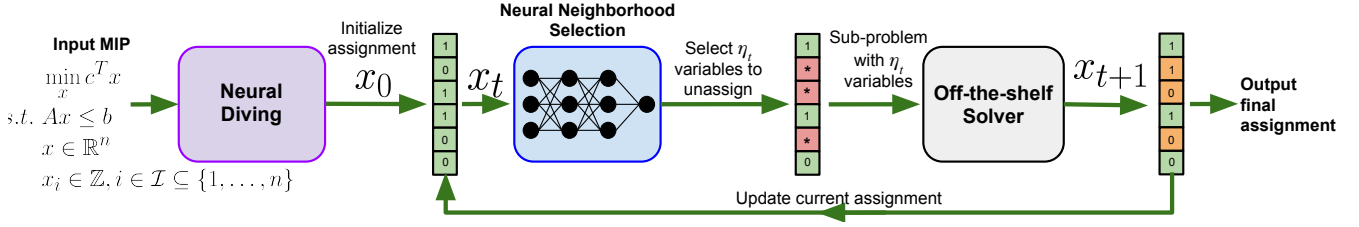


Figure 1: Overview of our Large Neighborhood Search (LNS) approach at test time. The input is a mixed integer program (MIP). *Neural Diving* (Nair et al. 2020) combines a generative model with an off-the-shelf MIP solver to output an initial assignment  $x_0$  for the variables  $x$  to be optimized. At the  $t^{\text{th}}$  iteration of LNS the *Neural Neighborhood Selection* policy selects  $\eta_t$  variables to be unassigned (indicated by red boxes, with  $\eta_t = 3$ ) from the current assignment  $x_t$ . A sub-MIP defined on those  $\eta_t$  variables is solved with a MIP solver to assign them new values (orange boxes) to define the next assignment  $x_{t+1}$ . Iterations continue until the search budget is exhausted.

neighborhood, instead of to select it. Since MIP solvers can already search neighborhoods effectively in our setting, we expect learning to be more useful for neighborhood selection. Song et al. (2020) learn a neighborhood selection policy using imitation learning and reinforcement learning (RL). Their method restricts the neighborhood selection policy to choose fixed, predefined variable subsets, instead of the arbitrary subsets used in our work. It uses a random neighborhood selection policy to generate training data for imitation learning. Addanki, Nair, and Alizadeh (2020) use RL to learn a policy that unassigns one variable at a time, interleaved with solving a sub-MIP every  $\eta$  steps to compute a new assignment. For large MIPs, one policy evaluation (e.g., a neural network inference step) per variable to be unassigned can be prohibitively slow at test time. Our approach is scalable – both selecting an initial assignment and a search neighborhood at each LNS step are posed as modelling the joint distribution of a large number of decisions, which allows us to exploit high-dimensional generative models for scalable training and inference. To demonstrate scalability, we evaluate on real world datasets with large-scale MIPs, unlike earlier works.

### Contributions:

1. We present a scalable learning-based LNS algorithm that combines learned models for computing the initial assignment and for selecting the search neighborhood at each LNS step.
2. We propose an imitation learning approach to train the neighborhood selection policy using an expert that formulates neighborhood selection as a MIP which, if solved optimally, is guaranteed to select the neighborhood containing the optimal next assignment at a given LNS step.
3. We evaluate our approach on five diverse large-scale real-world datasets, including two Google production datasets, and show that it matches or outperforms all baselines on all of them. It achieves a  $2 - 37.8\times$  improvement over the best baseline with respect to the main performance metric, average primal gap, on three of the datasets.

## 2 Background

### 2.1 Mixed Integer Programming

A Mixed Integer Program is defined as  $\min_x \{f(x) = c^T x \mid Ax \leq b, x_i \in \mathbb{Z}, i \in \mathcal{I}\}$ , where  $x \in \mathbb{R}^n$  are the variables to be optimized,  $A \in \mathbb{R}^{m \times n}$  and  $b \in \mathbb{R}^m$  specify  $m$  linear constraints,  $c \in \mathbb{R}^n$  specifies the linear objective function, and  $\mathcal{I} \subseteq \{1, \dots, n\}$  is the index set of integer variables. If  $\mathcal{I} = \emptyset$ , the resulting continuous optimization problem is called a *linear program*, which is solvable in polynomial time. A *feasible* assignment is a point  $x \in \mathbb{R}^n$  that satisfies all the constraints. A *complete solver* tries to produce a feasible assignment and a lower bound on the optimal objective value, and given sufficient compute resources will find the optimal assignment or prove that there exists no feasible ones. A *primal heuristic* (see, e.g., Berthold 2006a) only attempts to find a feasible assignment. This work focuses only on primal heuristics and evaluates them only on MIPs with a nonempty feasible set.

### 2.2 Neural Diving

Neural Diving (Nair et al. 2020) is a learning-based primal heuristic. The basic idea is to learn a probability distribution for assignments of integer variables of the input MIP  $M$  such that assignments with better objective values have higher probability. Assuming minimization, an *energy function* is defined over the integer variables of the problem  $x_{\mathcal{I}} = \{x_i \mid i \in \mathcal{I}\}$  as

$$E(x_{\mathcal{I}}; M) = \begin{cases} \hat{f}(x_{\mathcal{I}}) & \text{if } x_{\mathcal{I}} \text{ is feasible,} \\ \infty & \text{otherwise,} \end{cases} \quad (1)$$

where  $\hat{f}(x_{\mathcal{I}})$  is the objective value obtained by substituting  $x_{\mathcal{I}}$  for the integer variables in  $M$  and assigning the continuous variables to the solution of the resulting linear program. The distribution is then defined as

$$p(x_{\mathcal{I}}|M) = \frac{\exp(-E(x_{\mathcal{I}}; M))}{Z(M)} \quad (2)$$

where  $Z(M) = \sum_{x'_{\mathcal{I}}} \exp(-E(x'_{\mathcal{I}}; M))$  is the *partition function*. The model is trained to minimize the negative log likelihood of the training set  $\{(M^{(j)}, x_{\mathcal{I}}^{(j)})\}_{j=1}^N$  of  $N$  MIPs and

corresponding feasible assignments collected offline using a MIP solver.

Given a MIP at test time, the trained model’s predicted distribution over the integer variables is used to compute multiple assignments for the integer variables. Variables that are predicted less confidently, in terms of their assigned label’s probability, are left unassigned. For each such partial assignment, substituting the values of the assigned variables in  $M$  defines a sub-MIP with only the unassigned variables. Solving the sub-MIP using an off-the-shelf MIP solver completes the assignment. Neural Diving outputs the best assignment among all such completions of the set of partial assignments. Since completing the multiple partial assignments naturally lends itself to parallelization, Neural Diving is well-suited to exploit parallel computation for faster runtimes. See [Nair et al. \(2020\)](#) for further details.

### 3 Neural Neighborhood Selection

We pose the problem of neighborhood selection at each LNS step as a Markov Decision Process (MDP). We propose an expert policy for selecting the neighborhood, which is then used to train a neural network policy with imitation learning.

#### 3.1 MDP Formulation

We consider a contextual Markov Decision Process ([Abbasi-Yadkori and Neu 2014](#); [Hallak, Di Castro, and Mannor 2015](#))  $\mathcal{M}_z$  parameterized with respect to a *context*  $z$ , where the state space, action space, reward function, and the environment all depend on  $z$ . Here we define  $z$  to be the parameters of the input MIP, i.e.,  $z = M = \{A, b, c\}$ . The *state*  $s_t$  at the  $t^{\text{th}}$  step of an episode is the current assignment  $x_t$  of values for all the integer variables in  $M$ . The *action*  $a_t \in \{0, 1\}^{|Z|}$  at step  $t$  is the choice of the set of integer variables to be unassigned, specified by one indicator variable per integer variable in  $M$  where 1 means unassigned. All continuous variables are labelled as unassigned at every LNS step. For real-world applications the number of integer variables  $|Z|$  is typically large ( $10^3 - 10^6$ ), so the actions are high-dimensional binary vectors. The *policy*  $\pi_\theta(a_t | s_t, M)$  defines the distribution over actions, parameterized by  $\theta$ . We use a conditional generative model to represent this high-dimensional distribution over binary vectors (section 3.3).

Given  $s_t$  and  $a_t$ , the *environment* derives a sub-MIP  $M'_t = \{A'_t, b'_t, c'_t\}$  from  $M$  containing only the unassigned integer variables and all continuous variables, and optimizes it.  $M'_t$  is computed by substituting the values in  $x_t$  of the assigned variables into  $M$  to derive constraints and objective function with respect to the rest of the variables.  $M'_t$  is guaranteed to have a non-empty feasible set – the values in  $x_t$  of the unassigned variables itself is a feasible assignment for  $M'_t$ . The set of feasible assignments for  $M'_t$  is the search neighborhood for step  $t$ . The environment calls an off-the-shelf MIP solver, in our case the state-of-the-art non-commercial MIP solver SCIP 7.0.1 ([Gamrath et al. 2020](#)), to search this neighborhood. The output of the solve is then combined with the values of the already assigned variables to construct a new feasible assignment  $x_{t+1}$  for  $M$ . If the solver outputs an optimal assignment for the sub-MIP, then

$c^T x_{t+1} \leq c^T x_t$ . The per-step *reward* can be defined using a metric that measures progress towards an optimal assignment ([Addanki, Nair, and Alizadeh 2020](#)), such as the negative of the *primal gap* ([Berthold 2006b](#)) (see equation 11) which is normalized to be numerically comparable across MIPs (unlike, e.g., the raw objective values).

An episode begins with an input MIP  $M$  and an initial feasible assignment  $x_0$ . It proceeds by running the above MDP to perform large neighborhood search until the search budget (e.g., time) is exhausted.

The size of the search neighborhood at the  $t^{\text{th}}$  step typically increases exponentially with the number of unassigned integer variables  $\eta_t$ . Larger neighborhoods can be computationally more expensive to search but also can make LNS less susceptible to getting stuck at local optima. We treat  $\eta_t$  as a hyperparameter to control this tradeoff.

#### 3.2 Expert Policy

We propose an expert policy that aims to compute the unassignment decisions  $a_t^*$  for finding the optimal next assignment  $x_{t+1}^*$  across all possible search neighborhoods around  $x_t$  given by unassigning any  $\eta_t$  integer variables. It uses *local branching* ([Fischetti and Lodi 2003](#)) to compute the optimal next assignment  $x_{t+1}^*$  within a given Hamming ball of radius  $\eta_t$  centered around the current assignment  $x_t$ . The minimal set of unassignment decisions  $a_t^*$  is then derived by comparing the values of the integer variables between  $x_t$  and  $x_{t+1}^*$  and labelling only those with different values as unassigned. If the policy  $\pi_\theta(a_t | x_t, M)$  takes the action  $a_t^*$  and the corresponding sub-MIP  $M'_t = \{A'_t, b'_t, c'_t\}$  is solved optimally by the environment, then the next assignment will be  $x_{t+1}^*$ .

Local branching adds a constraint to the input MIP  $M$  such that only those assignments for  $x_{t+1}$  within a Hamming ball around  $x_t$  are feasible. If all integer variables in  $M$  are binary, the constraint is:

$$\sum_{i \in \mathcal{I}: x_{t,i}=0} x_{t+1,i} + \sum_{i \in \mathcal{I}: x_{t,i}=1} (1 - x_{t+1,i}) \leq \eta_t, \quad (3)$$

where  $x_{t,i}$  denotes the  $i^{\text{th}}$  dimension of  $x_t$  and  $\eta_t$  is the desired Hamming radius. The case of general integers can also be handled (see, e.g., slide 23 of ([Lodi 2003](#))). The optimal solution of the MIP with the extra constraint will differ from  $x_t$  only on at most  $\eta_t$  dimensions, so it is the best assignment across all search neighborhoods for the desired number of unassigned integer variables.

The expert itself is too slow to be directly useful for solving MIPs, especially when the number of variables and constraints are large. Instead it is used to generate episode trajectories from a training set of MIPs for imitation learning. As a one-time offline computation, the compute budget for data generation can be much higher than that of solving a MIP, which enables the use of a slow expert.

#### 3.3 Policy Network

**MIP input representation:** To represent a MIP as an input to a neural network, both for Neural Diving and Neural Neighborhood Selection, we use a bipartite graph representation (see, e.g., [Gasse et al. \(2019\)](#)) where one set of nodes

in the graph corresponds to the variables, and the other set corresponds to the constraints. An edge between a variable node and a constraint node indicates that the variable appears in the constraint. Coefficients in  $A$ ,  $b$ , and  $c$  are encoded as features of the corresponding edges, constraint nodes, and variable nodes, respectively, resulting in a lossless representation of the MIP. Both nodes and edges can be annotated with additional information that can be useful for learning (e.g., the linear relaxation solution as additional variable node features). We use the code provided by Gasse et al. (2019) to compute the same set of features using SCIP. For the Neural Neighborhood Selection policy network, we additionally use a fixed-size window of past variable assignments as variable node features. The window size is set to 3 in our experiments.

**Network architecture:** We use a Graph Convolutional Network (Battaglia et al. 2018; Gori, Monfardini, and Scarselli 2005; Scarselli et al. 2008; Hamilton, Ying, and Leskovec 2017; Kipf and Welling 2016) to represent the policy. Let the input to the GCN be a graph  $G = (\mathcal{V}, \mathcal{E}, \mathcal{A})$  defined by the set of nodes  $\mathcal{V}$ , the set of edges  $\mathcal{E}$ , and the graph adjacency matrix  $\mathcal{A}$ . In the case of MIP bipartite graphs,  $\mathcal{V}$  is the union of  $n$  variable nodes and  $m$  constraint nodes, of size  $K := |\mathcal{V}| = n + m$ .  $\mathcal{A}$  is an  $K \times K$  binary matrix with  $\mathcal{A}_{ij} = 1$  if nodes indexed by  $i$  and  $j$  are connected by an edge, 0 otherwise, and  $\mathcal{A}_{ii} = 1$  for all  $i$ . Each node has a  $D$ -dimensional feature vector, denoted by  $u_i \in \mathbb{R}^D$  for the  $i^{\text{th}}$  node. Let  $U \in \mathbb{R}^{K \times D}$  be the matrix containing feature vectors of all nodes as rows, i.e., the  $i^{\text{th}}$  row is  $u_i$ . A single-layer GCN learns to compute an  $H$ -dimensional continuous vector representation for each node of the input graph, referred to as a *node embedding*. Let  $z_i \in \mathbb{R}^H$  be the node embedding computed by the GCN for the  $i^{\text{th}}$  node, and  $Z \in \mathbb{R}^{K \times H}$  be the matrix containing all node embeddings as rows. We define the function computing  $Z$  as follows:

$$Z = \mathcal{A}g_\phi(U), \quad (4)$$

where  $g_\phi : \mathbb{R}^D \rightarrow \mathbb{R}^H$  is a Multi-Layer Perceptron (MLP) (Goodfellow, Bengio, and Courville 2016) with learnable parameters  $\phi \in \theta$ . (Here we have generalized  $g_\phi$  from a linear mapping followed by a fixed nonlinearity in the standard GCN by Kipf and Welling (2016) to an MLP.) We overload the notation to allow  $g_\phi$  to operate on  $K$  nodes simultaneously, i.e.,  $g_\phi(U)$  denotes applying the MLP to each row of  $U$  to compute the corresponding row of its output matrix of size  $K \times H$ . Multiplying by  $\mathcal{A}$  combines the MLP outputs of the  $i^{\text{th}}$  node’s neighbors to compute its node embedding. The above definition can be generalized to  $L$  layers as follows:

$$Z^{(0)} = U \quad (5)$$

$$Z^{(l+1)} = \mathcal{A}g_{\phi(l)}(Z^{(l)}), \quad l = 0, \dots, L-1, \quad (6)$$

where  $Z^{(l)}$  and  $g_{\phi(l)}(\cdot)$  denote the node embeddings and the MLP, respectively, for the  $l^{\text{th}}$  layer. The  $L^{\text{th}}$  layer’s node embeddings can be used as input to another MLP that compute the outputs for the final prediction task.

Two key properties of the bipartite graph representation of the MIP and the GCN architecture are: 1) the network output is invariant to permutations of variables and constraints, and 2) the network can be applied to MIPs of different sizes

using the same set of parameters. Both of these are important because there may not be any canonical ordering for variables and constraints, and different instances within the same application can have different number of variables and constraints.

The policy is a conditionally independent model

$$\pi_\theta(a_t|x_t, M) = \prod_{i \in \mathcal{I}} p_\theta(a_{t,i}|x_t, M), \quad (7)$$

which predicts the probability of  $a_{t,i}$ , the  $i^{\text{th}}$  dimension of  $a_t$ , independently of its other dimensions conditioned on  $M$  and  $x_t$  using the Bernoulli distribution  $p_\theta(a_{t,i}|x_t, M)$ . Its success probability  $\mu_{t,i}$  is computed as

$$\gamma_{t,i} = \text{MLP}(v_{t,i}; \theta), \quad (8)$$

$$\mu_{t,i} = p_\theta(a_{t,i} = 1|x_t, M) = \frac{1}{1 + \exp(-\gamma_{t,i})}, \quad (9)$$

where  $v_{t,i} \in \mathbb{R}^H$  is the embedding computed by a graph convolutional network for the MIP bipartite graph node corresponding to  $x_{t,i}$ , and  $\gamma_{t,i} \in \mathbb{R}$ .

### 3.4 Training

Given a training set  $\mathcal{D}_{\text{train}} = \{(M^{(j)}, x_{1:T_j}^{(j)}, a_{1:T_j}^{(j)})\}_{j=1}^N$  of  $N$  MIPs and corresponding expert trajectories, the model parameters  $\theta$  are learned by minimizing the negative log likelihood of the expert unassignment decisions:

$$L(\theta) = - \sum_{j=1}^N \sum_{t=1}^{T_j} \log \pi_\theta(a_t^{(j)}|x_t^{(j)}, M^{(j)}), \quad (10)$$

where  $M^{(j)}$  is the  $j^{\text{th}}$  training MIP instance,  $\{x_t^{(j)}\}_{t=1}^{T_j}$  are the feasible assignments for the variables in  $M^{(j)}$ , and  $\{a_t^{(j)}\}_{t=1}^{T_j}$  are the corresponding unassignment decisions by the expert in a trajectory of  $T_j$  steps.

### 3.5 Using the Trained Model

Given an input MIP, first Neural Diving is applied to it to compute the initial feasible assignment. An episode then proceeds as described in section 3.1, with actions sampled from the trained model.

**Sampling actions:** Directly sampling unassignment decisions from the Bernoulli distributions output by the model often results in sets of unassigned variables that are much smaller than a desired neighborhood size. This is due to highly unbalanced data produced by the expert (typically most of the variables remain assigned), which causes the model to predict a low probability of unassigning each variable. Instead we construct the unassigned variable set  $U$  sequentially, starting with an empty set, and at each step adding to it an integer variable  $x_{t,i}$  with probability proportional to  $(p_\theta(a_{t,i} = 1|x_t, M) + \epsilon)^{\frac{1}{\tau}} \cdot \mathbb{I}[x_{t,i} \notin U]$  with  $\epsilon > 0$  to assign nonzero selection probability for all variables. Here,  $\tau$  is a temperature parameter. This construction ensures that  $U$  contains exactly the desired number of unassigned variables. **Adaptive neighborhood size:** The number of variables unassigned at each step is chosen in an adaptive manner (Lee and



Stuckey 2021). The initial number is set as a fraction of the number of integer variables in the input MIP. At a given LNS step, if the sub-MIP solve outputs a provably optimal assignment, the fraction for the next step is increased by a factor  $\alpha > 1$ . If the sub-MIP solve times out without finding a provably optimal assignment, the fraction for the next step is divided by  $\alpha$ . This allows LNS to adapt the neighborhood size according to difficulty of the sub-MIP solves.

## 4 Evaluation Setup

### 4.1 Datasets

We evaluate our approach on five MIP datasets: Neural Network Verification, Electric Grid Optimization, Google Production Packing, Google Production Planning, and MIPLIB. The first four are homogeneous datasets in which the instances in each dataset are from a single application, while MIPLIB (Gleixner et al. 2019) is a heterogeneous public benchmark with instances from different, often unrelated, applications. They contain large-scale MIPs with thousands to millions of variables and constraints. In particular, Google Production Packing and Planning datasets are obtained from MIP applications in Google’s production systems. Section A.1 describes the datasets, and more details can be found in (Nair et al. 2020). For evaluation purposes, all five datasets were split into training, validation, and test sets, each consisting of 70%, 15% and 15% of total instances respectively. We train a separate model on each dataset, and apply it to the corresponding test set’s MIPs to evaluate generalization.

### 4.2 Metrics

We follow the evaluation protocol of (Nair et al. 2020) and report two metrics, the *primal gap* and the fraction of test instances with the primal gap below a threshold, both as a function of time. The *primal gap* is the normalized difference between the objective value achieved by an algorithm under evaluation to a precomputed best known objective value  $f(x^*)$  (Berthold 2006b):

$$\gamma(t) = \begin{cases} 1, & \text{if } f(x_t) \cdot f(x^*) < 0 \\ & \text{or no solution at time } t, \\ \frac{|f(x_t) - f(x^*)|}{\max\{|f(x_t)|, |f(x^*)|\}}, & \text{otherwise.} \end{cases} \quad (11)$$

We average primal gaps over all test instances at a given time and refer to this as *average primal gap*, and plot it as a function of running time.

Applications typically specify a threshold on the gap between an assignment’s objective value and a lower bound, below which the assignment is deemed close enough to optimal to stop the solve. The dataset-specific gap thresholds are given in table 1 (and also in the labels of the y-axis of Figure 3). We apply these thresholds to the primal gap to decide when a MIP is considered solved. (In typical usage a MIP solver would apply the threshold to a gap metric that takes into account both the best objective value and a lower bound, but here we use the primal gap instead since we are evaluating primal heuristics.) We plot the fraction of solved test instances as a function of running time, which we refer to as a *survival curve*.

Applications may set the threshold as a minimum assignment quality required, with assignments that are better than the threshold still being more useful, all else being equal. For such cases the primal gap is a more useful metric of comparison, and we focus our evaluation mainly on that.

**Calibrated time:** As in (Nair et al. 2020), we use *calibrated time* to reduce the variance of running time measurements when performing evaluation on a heterogeneous, shared compute cluster. It estimates the number of SCIP solves of a small “calibration MIP” completed on a machine in the duration of an evaluation job running in parallel on the same machine. This measurement is then converted into time units by multiplying it by the calibration MIP solve time measured on a reference machine without interference from other jobs. See (Nair et al. 2020) for more details. We use calibrated time in all the experiments in this paper.

### 4.3 Baselines

We compare our approach to three baselines:

1. Random Neighborhood Selection (RNS), where the integer variables to unassign are selected uniformly randomly (referred to as the *Random Destroy method* in (Pisinger and Ropke 2010)), with an adaptive neighbourhood size as explained in section 3.5. We use Neural Diving to initialize the feasible assignment.
2. Neural Diving, as described in (Nair et al. 2020) and section 2.2.
3. SCIP 7.0.1 with its hyperparameters tuned for each dataset. SCIP has “metaparameters”, which are high-level parameters for its main components (presolve, cuts, and heuristics) that set groups of lower-level parameters to achieve a desired solver behavior. These metaparameters are tuned for each dataset using grid search to achieve the best average primal gap curves on the validation set.

SCIP is a complete solver, so it aims to both find an assignment and prove how far from optimal it is, unlike primal heuristics which only does the former. By tuning SCIP’s metaparameters to minimize average primal gap quickly, we make SCIP behave more like a primal heuristic so that it can be compared more fairly to primal heuristics.

### 4.4 Use of Parallel Computation

As explained in section 2.2, Neural Diving can naturally exploit parallel computation for faster performance. This advantage carries over to LNS as well when combined with Neural Diving by using parallel LNS runs initialized with the multiple feasible assignments computed by Neural Diving. We evaluate Neural Diving and combinations of Neural Diving with Random or Neural Neighborhood Selection in the parallel setting. To allow a controlled comparison, all of these heuristics are given the same amount of parallel compute resources in experiments. At a given time step, the best available assignment across all parallel invocations of a heuristic is used as its output. SCIP is not as immediately amenable to parallel computation, so we evaluate it only in the single core setting. Although the comparison to SCIP does not control for computational resources, it is still useful to evaluate the benefit of easily parallelizable primal heuristics.

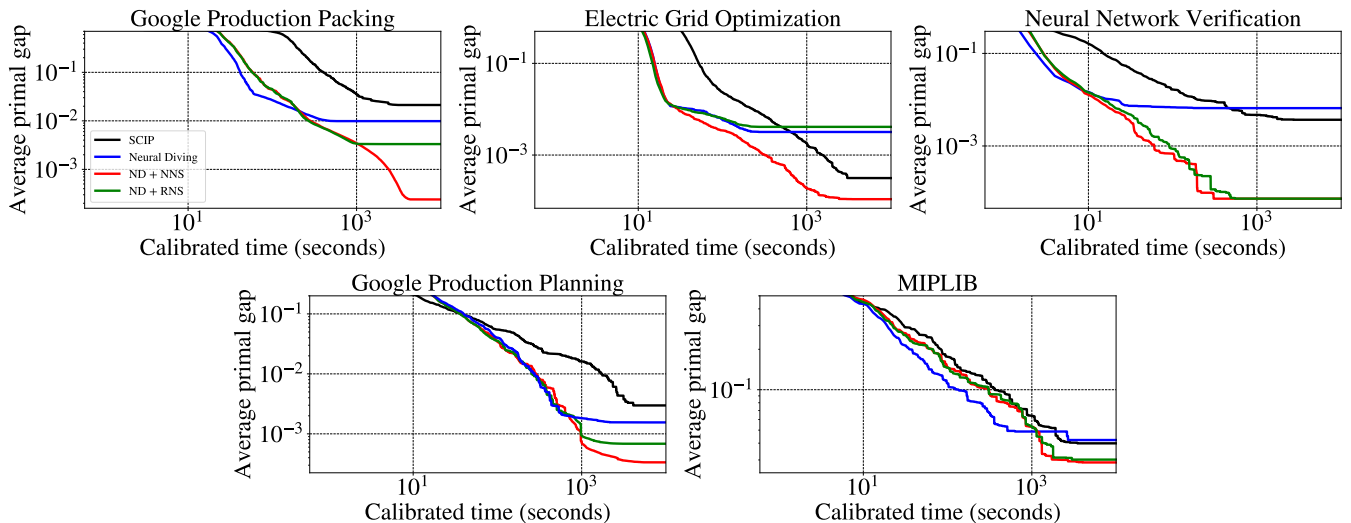


Figure 2: Test set average primal gap (see section 4.2, lower is better) as a function of running time for five datasets.

## 5 Results

Figure 2 shows that on all five datasets, combining Neural Diving and Neural Neighbourhood Selection (ND + NNS) significantly outperforms SCIP baselines on the test instances, in some cases substantially. On Google Production Packing, the final average primal gap is almost two orders of magnitude smaller, while on Neural Network Verification and Google Production Planning it is more than  $10\times$  smaller. On all datasets except MIPLIB, the advantage of ND + NNS over SCIP is substantial even at smaller running times.

ND + NNS outperforms Neural Diving as a standalone primal heuristic on all datasets, with  $10 - 100\times$  smaller gap on Google Production Packing, Electric Grid Optimization, and Neural Network Verification. Neural Diving quickly reduces the average primal gap early on, but plateaus at larger running times. ND + NNS overcomes this limitation, reducing the average primal gap significantly with more running time. On MIPLIB, Neural Diving shows a better gap curve initially, before being overtaken by ND + NNS after about  $10^3$  seconds.

Combining Neural Diving with Random Neighbourhood Selection (ND + RNS) is a strong baseline on all datasets except Electric Grid Optimization. It is only slightly worse than ND + NNS on Neural Network Verification and MIPLIB. But on Google Production Planning, Google Production Packing, and Electric Grid Optimization, ND + NNS achieves a final average primal gap that is smaller by roughly  $2.0\times$ ,  $13.9\times$ , and  $37.8\times$ , respectively. Note that ND + RNS is not better than Neural Diving alone on all datasets, but ND + NNS is.

### 5.1 Survival Curves

Figure 3 shows the performance of ND + NNS using survival curves. Compared to SCIP, our method’s performance is considerably stronger on Google Production Packing, Electric Grid Optimization, and MIPLIB. On the first two, NNS solves almost all test instances to within the specified target gap, while SCIP only solves about 10% on Production

Packing, and about 80% on Electric Grid Optimization. For Neural Network Verification, while the SCIP baseline eventually also solves all the instances, the survival curve for ND + NNS achieves the same fraction of solved instances faster. Even on MIPLIB, ND + NNS achieves a final solve fraction of roughly 80%, compared to SCIP’s 60%. Similarly, comparing ND + NNS to Neural Diving shows the former achieving higher final solve fractions on all datasets except Google Production Planning, where the two methods perform roughly the same.

ND + NNS outperforms ND + RNS on Electric Grid Optimization, Neural Network Verification, and MIPLIB, by either achieving a better final solve fraction or the same solve fraction in less time. However, the magnitude of the improvements are not as large as in figure 2. As explained in section 4.2, survival curves need not fully reflect the improvements in average primal gaps achieved by ND + NNS shown in figure 2 because improving the gap beyond the threshold does not improve the survival curve.

### 5.2 Ablation Study

We perform ablations to evaluate how the two main components of our approach contribute to its performance. We consider four variants in which the initial assignment is given by either SCIP or Neural Diving, and neighborhood search is done using either Random Neighborhood Selection or Neural Neighborhood Selection. Figure 4 shows that, on all datasets except Neural Network Verification and MIPLIB, the average primal gap becomes worse without Neural Diving. This is true regardless of whether we use NNS or RNS. For MIPLIB, ND + NNS finishes with the best mean primal gap, but is worse at intermediate running times. For Neural Network Verification, SCIP turns out to be better than Neural Diving for providing the initial assignment. NNS is crucial, achieving roughly a  $100\times$  lower gap than SCIP + RNS.

While the relative contribution of Neural Diving and Neural Neighborhood Selection to our approach’s performance

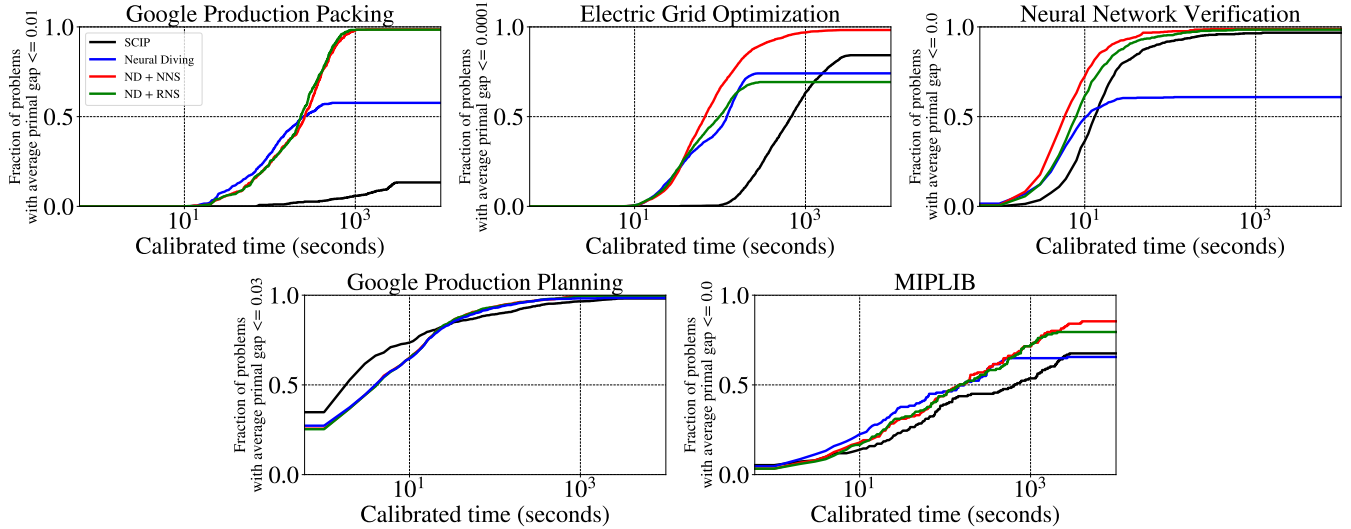


Figure 3: Fraction of test set instances with primal gap below a dataset-specific threshold, as a function of running time for five datasets. (Note: For Google Production Planning, several curves closely overlap.)

depends on the dataset, it is clear across all datasets that learning is necessary to achieve the best performance.

### 5.3 Approximating the Expert

As discussed in Section 1, imitation learning is used to approximate the expert policy with a neural network which is much faster than the expert. Figures 2, 3, and 4 show the joint effect of the learned policy’s approximation quality and its speed on its performance. Here we evaluate the approximation error independently of speed. Figure 5 shows the average primal gap as a function of the number of LNS steps for the expert policy, Neural Neighborhood Selection, and Random Neighborhood Selection, all initialized with an assignment computed using Neural Diving. For brevity we include only two representative datasets. The average primal gap is computed on a subset of the validation set. On both datasets the expert reduces the gap in the fewest steps, confirming its effectiveness as an imitation target. NNS learns to approximate it well enough to outperform RNS, which shows that imitation learning is a viable approach for the neighborhood selection task.

Figure 5 also shows that there is more room for the learned policy to approximate the expert better. Improving the learned policy’s approximation while maintaining its speed can lead to even better average primal gap.

## 6 Discussion

Neural Diving and ND + NNS have complementary strengths. As shown in section 5, Neural Diving is often quicker than SCIP at achieving low average primal gaps in short running times, but its average primal gap tends to plateau at higher running times. One reason is that a single run of Neural Diving applies the learned model on the input MIP only once at the beginning, which has a fixed time cost. Any additional running time available is not used to apply the learned model

again; instead it is allocated to the sub-MIP solve with SCIP. ND + NNS on the other hand can use the available time to repeatedly apply the NNS policy with more LNS steps. So higher running time limits can exploit the learned model better. As a result, ND + NNS is able to improve on Neural Diving at higher running time limits.

**Limitations:** 1) Our approach does not currently train models in an end-to-end fashion. The Neural Diving model is not trained explicitly to produce the best final assignment when using LNS with Neural Neighborhood Selection. Neither model is trained to directly optimize a final performance metric such as the average primal gap. Approaches based on Reinforcement Learning (RL) and offline RL may address this limitation. 2) The conditionally-independent model (section 3.3) does not approximate the expert policy perfectly (figure 5). While this architecture supports efficient inference, the restrictive conditional independence assumption also limits its capacity. More powerful architectures, e.g., autoregressive models combined with GCNs, may give better performance by approximating the expert better.

## 7 Summary & Conclusions

We have proposed a learning-based approach to large neighborhood search for MIPs. It trains a Neural Diving model to generate an initial assignment, and a Neural Neighborhood Selection policy to select a search neighborhood at each LNS step by unassigning the values for a subset of integer variables from their current assignment. The resulting neighborhood can be searched by solving with SCIP a smaller sub-MIP derived from the input MIP that contains only the unassigned variables as integer variables. Our approach matches or outperforms all baselines with respect to average primal gap and survival curves on five datasets containing diverse, large-scale, real-world MIPs. It addresses a key limitation of Neural Diving as a standalone primal

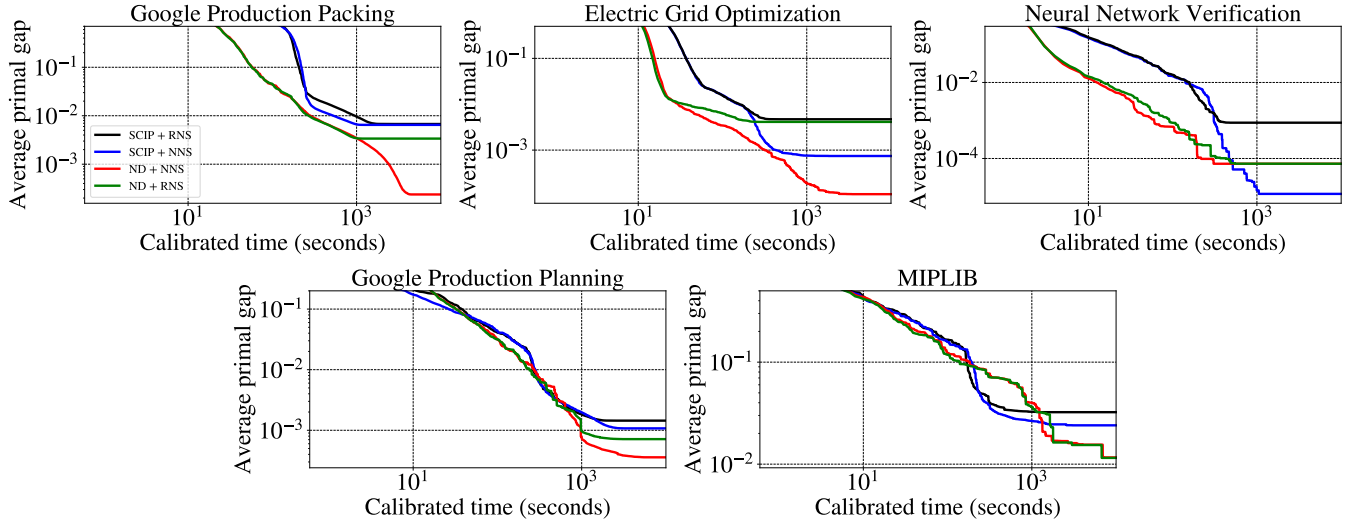


Figure 4: Test set average primal gap as a function of running time for five datasets, for four combinations of two approaches to find an initial assignment (SCIP vs. Neural Diving), and two approaches to select a neighborhood (Neural vs. Random Neighborhood Selection).

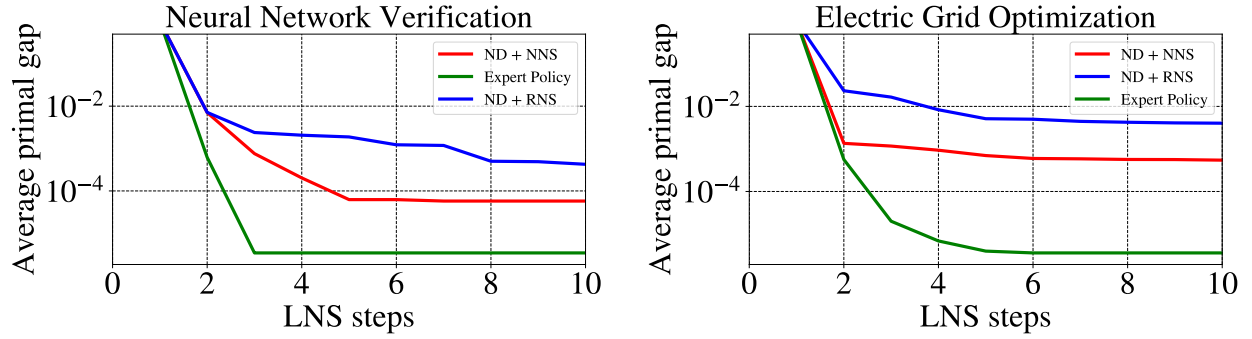


Figure 5: Comparison of expert policy used as the target for imitation learning to random (ND + RNS) and learned (ND + NNS) policies for selecting a search neighborhood at each step of large neighborhood search, with the initial assignment computed using Neural Diving for all three cases.



heuristic by improving the average primal gap at larger running times. Even larger performance gains can potentially be achieved with joint training of both models to directly optimize relevant performance metrics, and using more powerful network architectures.

## 8 Acknowledgements

We would like to thank Ravichandra Addanki, Pawel Lichocki, Ivan Lobov, and Christian Tjandraatmadja for valuable discussions and feedback.

## References

- Abbasi-Yadkori, Y.; and Neu, G. 2014. Online learning in MDPs with side information. *arXiv preprint arXiv:1406.6812*.
- Addanki, R.; Nair, V.; and Alizadeh, M. 2020. Neural Large Neighborhood Search. In *Learning Meets Combinatorial Algorithms NeurIPS Workshop*.
- Battaglia, P. W.; Hamrick, J. B.; Bapst, V.; Sanchez-Gonzalez, A.; Zambaldi, V.; Malinowski, M.; Tacchetti, A.; Raposo, D.; Santoro, A.; Faulkner, R.; et al. 2018. Relational inductive biases, deep learning, and graph networks. *arXiv preprint arXiv:1806.01261*.
- Berthold, T. 2006a. Primal Heuristics for Mixed Integer Programs. URL [https://opus4.kobv.de/opus4-zib/files/1029/Berthold\\_Primal\\_Heuristics\\_For\\_Mixed\\_Integer\\_Programs.pdf](https://opus4.kobv.de/opus4-zib/files/1029/Berthold_Primal_Heuristics_For_Mixed_Integer_Programs.pdf).
- Berthold, T. 2006b. Primal heuristics for mixed integer programs.
- Berthold, T. 2007. RENS - Relaxation Enforced Neighborhood Search. Technical Report 07-28, ZIB, Takustr. 7, 14195 Berlin.
- Berthold, T.; Heinz, S.; Pfetsch, M.; and Vigerske, S. 2012. Large neighborhood search beyond MIP.
- Cheng, C.-H.; Nührenberg, G.; and Ruess, H. 2017. Maximum Resilience of Artificial Neural Networks. In D'Souza, D.; and Narayan Kumar, K., eds., *Automated Technology for Verification and Analysis*, 251–268. Springer International Publishing.
- Danna, E.; Rothberg, E.; and Pape, C. L. 2005. Exploring relaxation induced neighborhoods to improve MIP solutions. *Mathematical Programming* 102(1): 71–90.
- Fischetti, M.; Glover, F.; and Lodi, A. 2005. The Feasibility Pump. *Mathematical Programming* 104: 91–104. doi:10.1007/s10107-004-0570-3.
- Fischetti, M.; and Lodi, A. 2003. Local branching. *Mathematical Programming* 98: 23–47. doi:10.1007/s10107-003-0395-5.
- Gamrath, G.; Anderson, D.; Bestuzheva, K.; Chen, W.-K.; Eifler, L.; Gasse, M.; Gemander, P.; Gleixner, A.; Gottwald, L.; Halbig, K.; et al. 2020. The SCIP Optimization Suite 7.0.
- Gasse, M.; Chételat, D.; Ferroni, N.; Charlin, L.; and Lodi, A. 2019. Exact combinatorial optimization with graph convolutional neural networks. In *Advances in Neural Information Processing Systems*, 15554–15566.
- Ghosh, S. 2007. DINS, a MIP improvement heuristic. In *International Conference on Integer Programming and Combinatorial Optimization*, 310–323. Springer.
- Gleixner, A.; Hendel, G.; Gamrath, G.; Achterberg, T.; Bastubbe, M.; Berthold, T.; Christophel, P. M.; Jarck, K.; Koch, T.; Linderoth, J.; Lübbecke, M.; Mittelman, H. D.; Ozyurt, D.; Ralphs, T. K.; Salvagnin, D.; and Shinano, Y. 2019. MIPLIB 2017: Data-Driven Compilation of the 6th Mixed-Integer Programming Library. Technical report, Optimization Online. URL [http://www.optimization-online.org/DB\\_FILE/2019/07/7285.html](http://www.optimization-online.org/DB_FILE/2019/07/7285.html).
- Goodfellow, I.; Bengio, Y.; and Courville, A. 2016. *Deep Learning*. MIT Press. <http://www.deeplearningbook.org>.
- Gori, M.; Monfardini, G.; and Scarselli, F. 2005. A new model for learning in graph domains. In *Proceedings. 2005 IEEE International Joint Conference on Neural Networks, 2005.*, volume 2, 729–734. IEEE.
- Hallak, A.; Di Castro, D.; and Mannor, S. 2015. Contextual Markov decision processes. *arXiv preprint arXiv:1502.02259*.
- Hamilton, W.; Ying, Z.; and Leskovec, J. 2017. Inductive representation learning on large graphs. In *Advances in neural information processing systems*, 1024–1034.
- Hojabri, H.; Gendreau, M.; Potvin, J.-Y.; and Rousseau, L.-M. 2018. Large neighborhood search with constraint programming for a vehicle routing problem with synchronization constraints. *Computers & Operations Research* 92: 87–97.
- Hottung, A.; and Tierney, K. 2019. Neural Large Neighborhood Search for the Capacitated Vehicle Routing Problem. *arXiv preprint arXiv:1911.09539*.
- Kipf, T. N.; and Welling, M. 2016. Semi-supervised classification with graph convolutional networks. *arXiv preprint arXiv:1609.02907*.
- Knueven, B.; Ostrowski, J.; and Watson, J.-P. 2018. On Mixed Integer Programming Formulations for the Unit Commitment Problem. *Optimization Online Repository* 2018. URL [http://www.optimization-online.org/DB\\_FILE/2018/11/6930.pdf](http://www.optimization-online.org/DB_FILE/2018/11/6930.pdf).
- Lee, J.; and Stuckey, P. 2021. Course on Solving Algorithms for Discrete Optimization, lecture 3.4.7 Large Neighbourhood Search. URL <https://www.coursera.org/lecture/solving-algorithms-discrete-optimization/3-4-7-large-neighbourhood-search-brB2N>.
- Lodi, A. 2003. Local Branching: A Tutorial. In *MIC*. URL [http://www.or.deis.unibo.it/research\\_pages/ORinstances/mic2003-lb.pdf](http://www.or.deis.unibo.it/research_pages/ORinstances/mic2003-lb.pdf).
- Nair, V.; Bartunov, S.; Gimeno, F.; von Glehn, I.; Lichocki, P.; Lobov, I.; O'Donoghue, B.; Sonnerat, N.; Tjandraatmadja, C.; Wang, P.; Addanki, R.; Hapuarachchi, T.; Keck, T.; Keeling, J.; Kohli, P.; Ktena, I.; Li, Y.; Vinyals, O.; and Zwols, Y. 2020.

Table 1: Optimality gap thresholds used for plotting survival curves for the datasets in our evaluation.

Dataset	Target Optimality Gap
Neural Network Verification	0.05
Google Production Packing	0.01
Google Production Planning	0.03
Electric Grid Optimization	0.0001
MIPLIB	0

Solving Mixed Integer Programs Using Neural Networks. URL <https://arxiv.org/abs/2012.13349>.

Perron, L.; Shaw, P.; and Furnon, V. 2004. Propagation Guided Large Neighborhood Search. In *Proceedings of the 10th International Conference on Principles and Practice of Constraint Programming*, CP’04, 468–481. Berlin, Heidelberg: Springer-Verlag. ISBN 9783540232414. doi: 10.1007/978-3-540-30201-8\_35. URL [https://doi.org/10.1007/978-3-540-30201-8\\_35](https://doi.org/10.1007/978-3-540-30201-8_35).

Pisinger, D.; and Ropke, S. 2010. Large Neighborhood Search. In Gendreau, M.; and Potvin, J.-Y., eds., *Handbook of Metaheuristics*, 399–419. Boston, MA.

Rothberg, E. 2007. An evolutionary algorithm for polishing mixed integer programming solutions. *INFORMS Journal on Computing* 19(4): 534–541.

Scarselli, F.; Gori, M.; Tsoi, A. C.; Hagenbuchner, M.; and Monfardini, G. 2008. The graph neural network model. *IEEE Transactions on Neural Networks* 20(1): 61–80.

Shaw, P. 1998. Using constraint programming and local search methods to solve vehicle routing problems. In *International conference on principles and practice of constraint programming*, 417–431. Springer.

Smith, S. L.; and Imeson, F. 2017. GLNS: An effective large neighborhood search heuristic for the generalized traveling salesman problem. *Computers & Operations Research* 87: 1–19.

Song, J.; Lanka, R.; Yue, Y.; and Dilkina, B. 2020. A General Large Neighborhood Search Framework for Solving Integer Programs. *arXiv preprint arXiv:2004.00422*.

Tjeng, V.; Xiao, K. Y.; and Tedrake, R. 2019. Evaluating Robustness of Neural Networks with Mixed Integer Programming. In *International Conference on Learning Representations*. URL <https://openreview.net/forum?id=HyGldiRqtm>.

## A Appendix

### A.1 Dataset Details

Table 2: Description of the five datasets we use in the paper. Please see (Nair et al. 2020) for more details.

Name	Description
Neural Network Verification	Verifying whether a neural network is robust to input perturbations can be posed as a MIP (Cheng, Nührenberg, and Ruess 2017; Tjeng, Xiao, and Tedrake 2019). Each input on which to verify the network gives rise to a different MIP. In this dataset, a convolutional neural network is verified on each image in the MNIST dataset, giving rise to a corresponding dataset of MIPs. The dataset will be available at <a href="https://github.com/deepmind/deepmind-research/tree/master/neural_mip_solving">https://github.com/deepmind/deepmind-research/tree/master/neural_mip_solving</a> .
Google Production Packing	A packing optimization problem solved in a Google production system.
Google Production Planning	A planning optimization problem solved in a Google production system.
Electric Grid Optimization	Electric grid operators optimize the choice of power generators to use at different times of the day to meet electricity demand by solving a MIP. This dataset is constructed for one of the largest grid operators in the US, PJM, using publicly available data about generators and demand, and the MIP formulation in (Knueven, Ostrowski, and Watson 2018).
MIPLIB	Heterogeneous dataset containing ‘hard’ instances of MIPs across many different application areas that is used as a long-standing standard benchmark for MIP solvers (Gleixner et al. 2019). We use instances from both the 2010 and 2017 versions of MIPLIB.