

kNet: A Deep kNN Network To Handle Label Noise

Itzik Mizrahi
Tel Aviv University

itzikmizrahi@mail.tau.ac.il

Shai Avidan
Tel Aviv University

avidan@eng.tau.ac.il

Abstract

Deep Neural Networks require large amounts of labeled data for their training. Collecting this data at scale inevitably causes label noise. Hence, the need to develop learning algorithms that are robust to label noise.

In recent years, k Nearest Neighbors (kNN) emerged as a viable solution to this problem. Despite its success, kNN is not without its problems. Mainly, it requires a huge memory footprint to store all the training samples and it needs an advanced data structure to allow for fast retrieval of the relevant examples, given a query sample.

We propose a neural network, termed kNet, that learns to perform kNN. Once trained, we no longer need to store the training data, and processing a query sample is a simple matter of inference. To use kNet, we first train a preliminary network on the data set, and then train kNet on the penultimate layer of the preliminary network.

We find that kNet gives a smooth approximation of kNN, and cannot handle the sharp label changes between samples that kNN can exhibit. This indicates that currently kNet is best suited to approximate kNN with a fairly large k . Experiments on two data sets show that this is the regime in which kNN works best, and can therefore be replaced by kNet. In practice, kNet consistently improve the results of all preliminary networks, in all label noise regimes, by up to 3%.

1. Introduction

Training deep neural networks (DNN) usually requires large amounts of labeled data. Obtaining this data is challenging, especially where expert annotators are involved. And even expert annotators are prone to make errors. Alternatively, one can use non-expert annotators, as well as web harvesting to obtain large amounts of data with noisy labels cheaply. Both cases lead to the realisation that machine learning algorithms must be able to handle label noise.

Some report that neural networks are resilient to label noise, but this depends on the type of label noise. The easiest label noise to handle is the uniform noise, where the la-

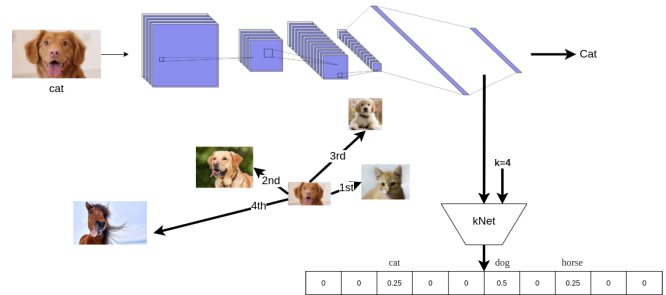


Figure 1. **kNet**. A preliminary network trains on an image of a dog that is wrongly labeled as a "cat". The preliminary network predicts "cat". A kNet network is trained to approximate the output of a kNN classifier of the image, based on the penultimate layer of the preliminary network. Since two of the nearest neighbors are correctly labeled as "dog", kNet outputs "dog" as the label.

bel of a sample is flipped with uniform probability to some other label. A much more challenging label noise to deal with is the one where two labels are confused, for example, two breeds of dogs that are visually similar.

In recent years, k Nearest Neighbor (kNN) classification emerged as a viable option to handle learning with label noise. Theoretical [7], as well as empirical [1] results show that, for different types of label noise, kNN is robust enough to classify most data correctly. Moreover [6] show correlation between a DNN's prediction to the labels of the training examples in its local neighborhood.

On the downside, kNN must store all the training samples in memory which leads to a large memory footprint. In addition, kNN algorithms often require the use of approximate nearest neighbor data structures to support fast retrieval.

In this work, we train a network, termed kNet, to approximate kNN classification. See Figure 1. During training the network takes as input a sample point as well as the required k and outputs the distribution of labels, as a kNN algorithm would do. Supplying k as part of the input allows the network to handle different k values at inference time. At inference time, we simply plug the query sample,

together with the required k to kNet and obtain the result as if using regular kNN.

kNet can be trained directly on the raw input data, but we found it beneficial to first train a preliminary network and use the penultimate layer of that network as the representation in which to train kNet.

Approximating kNN is challenging because there are sharp discontinuities in its output, especially when k is small. Approximating these discontinuities requires quite a large network. We use a fairly small model for kNet that approximates kNN well mainly in the large k regime. Experiments show that kNN works well when k is not very small. As a result, kNet serves as a good approximation to kNN in practice.

We conduct experiments on two popular data sets using various types of label noise, different noise levels, and different preliminary networks. In all cases, we observe that kNet improves results consistently and considerably.

2. Related Work

As the size of labeled data sets grows, so is the concern that some of these labels are noisy. This problem has been investigated extensively, and a survey by Song *et al.* [19] categorized seven methodological approaches, and provided a comprehensive review of 47 state-of-the-art studies. The literature on the subject is clear huge, so here we focus on recent research relevant to our work.

Label Noise Modeling The most straight forward approach is to remove or re-weight suspected noisy samples by analyzing and searching for inconsistency.

Jeatrakul *et al.* [11] suggested to train a Truth NN and a Falsity NN and eliminate suspected patterns detected by both classifiers. Wang *et al.* [26] used a Siamese network that minimize the distance between similar samples and maximize distance between dissimilar samples, and re-weight each sample by its likelihood of having a noisy label.

Predicting the maximum likelihood of a sample label being corrupted has been widely studied as well. A common approach is to model the confusion matrix [12, 30]. Sukhbaatar and Fergus [20], for example, added a constrained linear layer at the top of the softmax layer, that functions as the transition matrix between the true and the observed noisy labels.

Inspired by them, Goldberger and Ben-Reuven [8], optimize the same likelihood function of an EM algorithm that finds the parameters of both the network and the noise. Wang *et al.* [28] extended it and proposed a Noise-Attention model implemented with multiple noise-specific units to cater to different noisy distributions.

Another approach is to use kNN and its variants [7, 1, 29]. Okamoto and Satoh [16] were the first to provide

an expression for the kNN accuracy as a function of noise level. For example, Prasath *et al.* [18] have shown how kNN is resistant to uniform label noise, while Tomasev *et al.* [23] proposed several soft weighted voting scheme for the kNN classification, all based on hubness, which express fuzziness of elements appearing in k -neighborhoods of other points. They suggest that such hubness-based fuzzy kNN classification might be suitable for learning under label noise in intrinsically high-dimensional data.

Recently, Bahri *et al.* [4] showed how kNN executed on an intermediate layer of a preliminary deep model can help. Specifically, it filters suspiciously-labeled examples and works as well or better than state-of-the-art methods for handling noisy labels. They further show that it is robust to the choice of k .

Such methods are often challenged by the difficulty of distinguishing samples, thus relabeling or removing mislabeled instances may accumulate noise.

Noise-Robust Training Minimizing a loss on clean data can be equivalent to the minimization of an approximate loss function on noisy data. Several methods update any surrogate loss to a noise-robust loss (Patrini *et al.* [17], Hendrycks *et al.* [10], Zhang and Sabuncu [32], Lyu and Tsang [14]). Wang *et al.* [27] proposed a symmetric cross entropy loss, while Thulasidasan *et al.* [22], updated the cross-entropy loss with an additional output term which is meant to indicate the probability of abstention.

Meta learners are especially popular in semi-supervised or unsupervised learning settings where the learner generates pseudo labels. Inspired by it, the work of Zhang *et al.* [33] shows significant improvement in label noise handling and we use it as a preliminary network in our experiments.

DNN vs kNN classification The connection between kNN and Deep Neural Network (DNN) has also been investigated. Drory *et al.* [6] showed that the relation between DNN and kNN is especially evident in their performance when trained with noisy data. They observed that DNN robustness to label noise depends on the concentration of noise in the training set. That is, the plurality label (i.e., most common label) in a neighborhood determines the output of the network.

Wang *et al.* [25] showed that the robustness region of kNN approaches that of the Bayes Optimal classifier for fast-growing k . The work of Zhang *et al.* [31] demonstrates how DNN is rich enough to memorize the training data and yet generalize pretty well. Inspired by this, Cohen *et al.* [5] observed that the DNN approximates nearest neighbors decision in embedding space, and such kNN behavior leads to generalization. These works encouraged us to apply kNN on a "noisy" feature space of a trained neural network.

Soft Labeling Soft labeling was first introduced by Szegedy *et al.* [21] as a strategy to improve the performance of a DNN. Rather than standard training with one-hot training labels, a distorted training data distribution is generated, by mixing a uniform label vector with one-hot vectors.

He *et al.* [9] demonstrate how soft labeling can help in terms of generalization. The work of Muller *et al.* [15] showed how soft labeling improves model calibration, and encourages the representations of training examples from the same class to group in tight clusters. In addition, Lukasik *et al.* [13] have shown that label smoothing is competitive with loss-correction under label noise. Algan and Ulusoy [2] proposed a meta soft label approach for noisy labels, where in each training iteration a classifier is trained on estimated soft meta labels.

3. Method

We study the standard multi-class classification problem. Given a training set $\mathcal{T} = \{x_i, y_i\}_{i=1}^n$, where x is the input (i.e., an image) and y is a label in the range $\mathcal{L} = \{1, \dots, L\}$, our goal is to label new query point x .

We assume label noise, so instead of having \mathcal{T} we have $\tilde{\mathcal{T}} = \{x_i, \tilde{y}_i\}_{i=1}^n$, where the noisy label \tilde{y} is sampled from the conditional probability $P(\tilde{y}|y)$ that can be conveniently modeled by a confusion matrix.

In its simplest form, our approach can be understood as creating a nearest neighbors classifier in the space defined by the penultimate layer of a trained DNN. We first train a standard network on the problem. The penultimate layer of that network gives the representation of the data x . Then, we run the kNN algorithm on this representation. It was already observed [6], that this simple approach can handle label noise quite well.

However, kNN suffers from two shortcomings. First, it has a large memory footprint because it is required to store all the training samples in memory. Second, retrieving the kNN takes time and one often resorts to fast approximate nearest neighbor (ANN) methods [3] to mitigate this.

Our kNet is a small deep fully connected network that approximates kNN (see architecture in Table 1). The network takes as input the query point x and the desired k and predicts the output of a kNN algorithm. During training we pick a random k and generate a normalized vector y based on the labels of the k nearest neighbours in the embedding space.

The vector y is the main difference between the loss function of the preliminary network and kNet. The preliminary network uses a one-hot vector for y , while kNet uses y to represent the distribution of labels in a neighborhood.

Motivated by the fact that our network outputs a probability distribution function (the normalized voting vector), we first used KL-divergence loss but found out that in practice, cross-entropy loss converged faster, without accuracy

Type	Filter Shape	Input Size
FC	$d + 1 \times d/16$	$d + 1$
RELU	-	$d/16$
BN	-	$d/16$
FC	$d/16 \times L$	$d/16$
SOFTMAX	-	L

Table 1. kNet architecture. d is the dimension of the input sample x , and L is the number of labels that y can take.

drop.

Replacing kNN with kNet offers a couple of advantages. First, the memory foot print is drastically smaller than that of kNN because there is no need to store the training set. Second, there is no need for Approximate Nearest Neighbor algorithms and the running time is fast, and deterministic.

We synthetically generated 2-dimensional points of 3 classes (represented as 3 Gaussians). Next, we added 30% random asymmetric noise which means that each class has 20% chance of being flipped to the first out of the two other classes, 10% chance to flip to the second, and 70% chance to stay the same (e.g. green has 20% to be flipped to blue and 10% to red). See Figure 2. Panel (a) shows the noisy input, while panel (e) shows the results of a small preliminary network with fully connected layers that was trained using cross entropy loss on the noisy data.

It seems the classification network overcomes the label noise but it still suffers from non-smooth areas, especially on the border between classes. In addition, the boundary between the red and green classes is not in the right place.

We then use the features from the penultimate layer of the classification network as input to kNN and kNet. See results in panels (b-d) and (f-g) for kNN and kNet, respectively, each with different k values. As can be seen, kNN with $k = 1$ is very chaotic and does not handle the label noise well. It improves with larger k . In essence, kNN with small k 's suffers from non-smooth boundaries while larger k 's might lead to wrong classification.

kNet, on the other hand, gives pretty consistent results for all k values. This shows that the approximation level of kNet is mainly tailored towards larger k , because the results there are smoother.

4. Experiments

We evaluated our algorithm on the cifar-10 and SVHN datasets, using different preliminary network architectures, different noise models, and different noise levels.

In all cases, kNN was applied to the penultimate layer of the preliminary network, and k was randomly chosen in a range of $[1 - 101]$. The memory footprint of kNN is determined by the size of the feature vector of the penultimate layer multiplied by the number of samples. In contrast, our

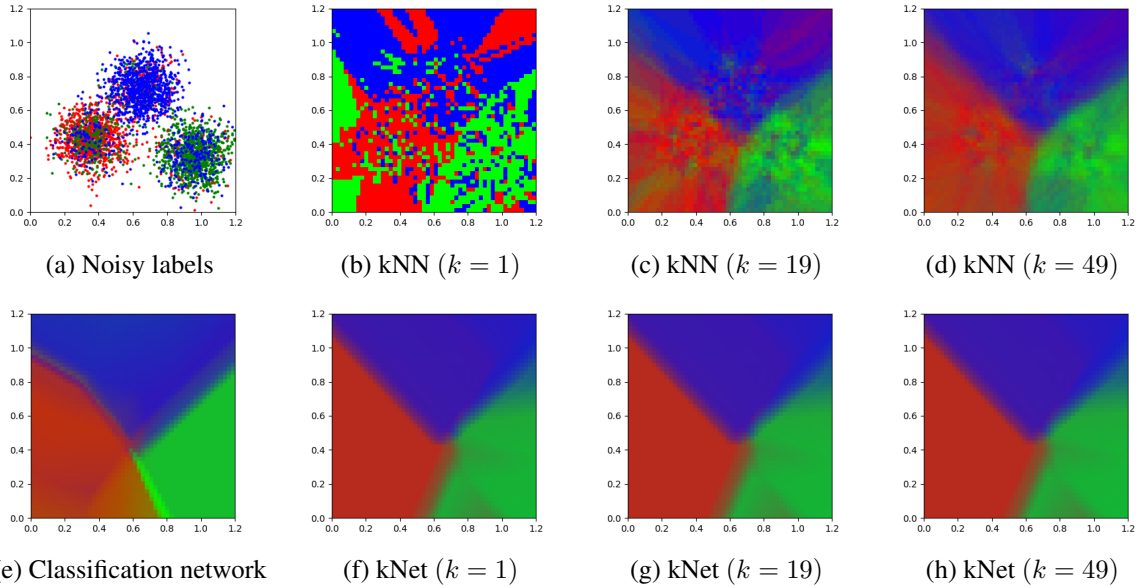


Figure 2. **Noisy Labels Toy Example:** (a) noisy samples from 3 classes represented as 3 Gaussians. We add random asymmetric noise by flipping 20% of each class label to the next class and 10% to the third. (e) Classification result of a standard classification network. (b-d) classification results using k-NN with various values of k . (f-h) classification results using kNet with various values of k . kNN and kNet use the penultimate layer of the classification network (shown in (e)) as their representation. Our work was highly motivated by these results - Unlike the Classification net, kNet predicted a smooth and more accurate boundaries between the classes. In addition, unlike kNN, the inner class prediction of kNet is much more consistent and noise-robust.

kNet is a simple fully-connected based network with only one hidden layer.

Label noise We considered three noise models in the following experiments. In all cases, the noise was added by a transition matrix specifying the probability of one label being flipped to another. We corrupt the labels in the training data set for a fraction of the examples, the experiment’s “noise rate”, using one of three schemes:

- **Uniform noise:** The label is flipped to any one of the labels (including itself) with equal probability (the transition matrix is symmetric across the classes)
- **Semantic asymmetric noise:** A flipped label would be assigned to semantically-similar class (e.g., truck and automobile, or bird and airplane), as was suggested by Patrini *et al.* [17].
- **Random asymmetric noise:** A flipped label would be assigned to one of two other random labels with probability of 66.6% to one class and 33.3% to the second.

Fixed kNet Our toy experiment and the work of [4] demonstrate how kNet is stable and robust to the choice of k . While kNN’s accuracy drops dramatically as k gets

lower, kNet performance might even get better. For comparison, we added a fixed kNet experiment where instead of choosing k at random during training, our kNet gets as an input a fixed k in all iterations of training. Surprisingly (mostly when $k=1$), the consistency and the performance of kNet was maintained. In some of the fixed kNet experiments, applying it with $k = 1$ even gave the best accuracy.

Preliminary Networks We consider three preliminary networks in our experiments. The first is based on standard Resnet20. The second is based on a standard 4-depth CNN implementation¹, composed by the standard 2dconv-batchnorm-relu blocks. This simple network has 95.45% accuracy on the clean SVHN test set.

We have also relied on the much stronger baseline network of Zhang *et al.* [33]. They presented a holistic framework to train deep neural networks in a way that is highly invulnerable to label noise. Their approach re-weights estimated samples that are suspected to have noisy label. In addition, they conduct an ongoing relabeling process based on pseudo labels that are sharp and consistent across augmented versions of input. To the best of our knowledge, their work is the first to demonstrate superior robustness against noise regimes as high as over 90%.

¹We follow [this implementation](#) which contains 0.55M parameters.

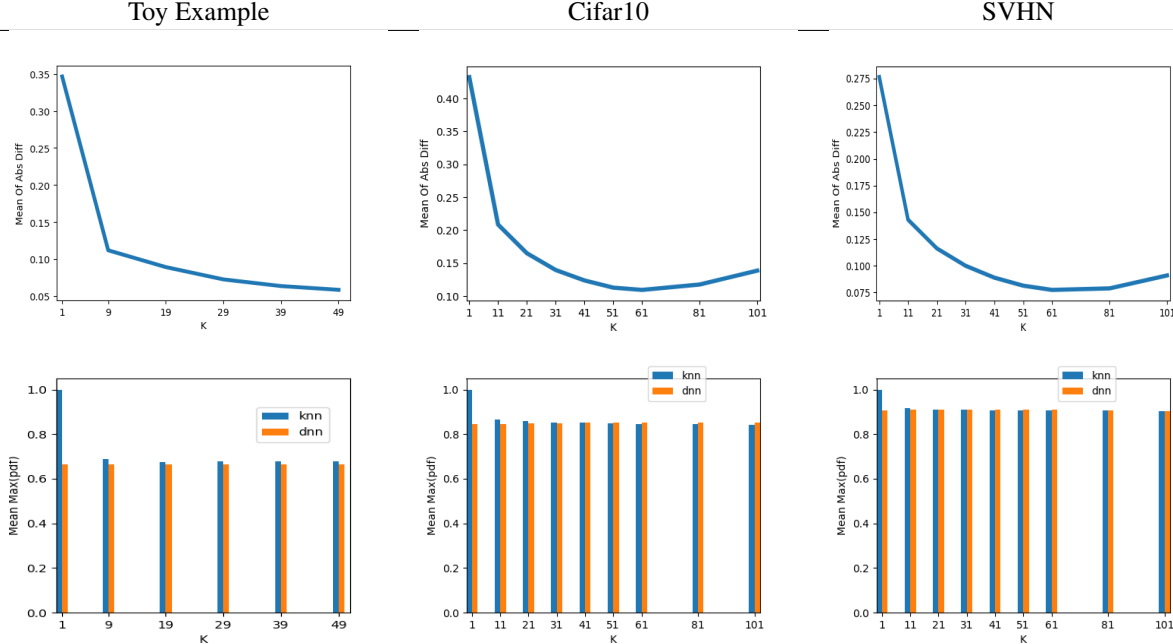


Figure 3. **kNet vs kNN**. A closer look at the correlation between kNet and Knn based on 3 experiments: Toy Example with 30% random asymmetric noise, cifar-10 (Zhang *et al.* 80% uniform noise), and SVHN (Zhang *et al.*, 80% uniform noise). (Top) each graph represents the mean absolute difference between the normalized kNN and the kNet prediction for different values of k . (bottom) each graph represents the average maximum values of the the normalized kNN and the kNet prediction. From the top row we conclude that kNet best approximates kNN for fairly large k values. From the bottom row we conclude that the maximum output of kNet and kNN is similar, except for very low values of k .

They rely on a prior which is the presence of a small trusted data (i.e. probe data). In our experiments we set M , which indicates the number of trusted data used, to be $M = 0.01K$. In our case it means 10 images per class.

To train kNet, we first train the three preliminary networks: Resnet20, Zhang *et al.* [33], and the CNN mentioned earlier. The size of their penultimate layer is 64, 256 and 512 for the three networks, respectively.

Then we trained kNet with a standard cross-entropy (CE) loss, and without adding any noise-robust terms or cleaning data manipulation. The label of each sample when training kNet was given by kNN in the penultimate layer of the preliminary network. We trained both kNet (where k is part of the input during training) and fixed kNet (where k is fixed during training).

4.1. End-to-end training with noisy labels

Uniform Label Noise: In the first experiment, we add 40% uniform label noise and report the results for cifar-10 and SVHN in Table 2. We see that Resnet20 behaves poorly in this experiment. kNN (except for the kNN with $k = 1$ variant that fails miserably) as well as kNet and fixed kNet improve the preliminary networks for some values of k .

A similar pattern can be observed when using the much stronger baseline network of Zhan *et al.* [33]. Our kNN

cifar-10					
Network	# Parameters	K			
		1	11	51	101
Resnet20	0.27M	66.43			
+ kNN	0.27M + 3.2M	38.95	62.01	65.72	66.92
+ kNet	0.27M + 3K	67.05	67.16	66.93	65.99
Zhang <i>et al.</i> [33]	0.87M	89.58			
+ kNN	0.87M + 12.8M	86.92	89.56	89.42	89.27
+ kNet	0.87M + 5K	89.24	89.43	89.63	89.53
+ fixed kNet	0.87M + 5K	89.88	89.84	89.34	89.2
SVHN					
Network	# Parameters	K			
		1	21	61	101
CNN	0.55M	92.92			
+ kNN	0.55M+37.5M	56.45	92.13	93.03	93.07
+ kNet	0.55M+4K	92.97	92.99	93.01	93.02
Zhang <i>et al.</i> [33]	0.87M	91.88			
+ kNN	0.87M + 12.8M	90.14	93.39	93.2	93.07
+ kNet	0.87M + 5K	93.09	93.07	93.11	93.08
+ fixed kNet	0.87M + 5K	92.88	92.9	92.81	92.73

Table 2. **40% uniform label noise:** We show results on both cifar-10 (top) and SVHN (bottom) when adding 40% of uniform label noise. kNN, kNet, and fixed kNet run on the penultimate layer of different preliminary networks: ResNet20, CNN, and Zhang *et al.* [33]. Best result in each row is marked in **bold**. kNet and fixed kNet always improve the preliminary network. kNet requires 3K to 5K parameters, compared to 3.2M up to 12.8M parameters of kNN.

cifar-10					
Network	# Parameters	K			
		1	11	51	101
Resnet20	0.27M	23.71			
+ kNN	0.27M + 3.2M	12.85	14.66	14.66	22.27
+ kNet	0.27M + 5K	27.9	27.93	27.93	27.17
Zhang <i>et al.</i> [33]	0.87M	84.87			
+ kNN	0.87M + 12.8M	82.41	86.11	86.16	85.85
+ kNet	0.87M + 5K	84.81	85.35	85.5	85.25
+ fixed kNet	0.87M + 5K	85.99	85.89	85.38	85.27
SVHN					
Network	# Parameters	K			
		1	11	41	101
CNN	0.27M	76.57			
+ kNN	0.27M + 37.5M	22.21	43.68	66.63	74.15
+ kNet	0.27M + 5K	76.92	76.96	77.09	77.01
Zhang <i>et al.</i> [33]	0.87M	89.26			
+ kNN	0.87M + 12.8M	88.28	91.69	91.7	91.61
+ kNet	0.87M + 5K	91.34	91.46	91.57	91.31
+ fixed kNet	0.87M + 5K	91.43	91.81	91.42	91.09

Table 3. **80% uniform label noise:** We show results on both cifar-10 (top) and SVHN (bottom) when adding 80% of uniform label noise. kNN, kNet, and fixed kNet run on the penultimate layer of different preliminary networks: ResNet20, CNN, and Zhang *et al.* [33]. Both ResNet20 and CNN fail catastrophically in this case, and the kNN variants do not save the day. However kNet improves Zhang *et al.* [33] on both data sets by up to 2%. Best result in each row is marked in **bold**. kNet and fixed kNet always improve the preliminary network. kNet requires 3K to 5K parameters, compared to 3.2M up to 12.8M parameters of kNN.

variants improve their performance by up to 2% in the case of cifar-10 and 0.3% in the SVHN case. In both cases, the kNet network requires a modest increase of 3K to 5K in memory. The simple CNN network performs almost as well as the method of Zhang *et al.* [33], yet kNet variants improve it slightly.

We repeated this experiment with 80% uniform noise (Table 3). This time, the CNN network fails catastrophically on the SVHN data set, while the method of Zhang *et al.* [33] performs well. We note that a kNN variant improves the baseline network by about 2% in both cifar-10 and SVHN.

kNet and fixed kNet are quite similar across a range of k values. This indicates that the networks are not sensitive to k , as opposed to the classic kNN classifier that behaves differently for different values of k .

Asymmetric Label Noise: Next, we evaluated the case of asymmetric label noise with 30% noise rate. This is a setting similar to the one reported in the toy example. We performed this experiment for both cifar-10 and SVHN and report results in Table 4. As can be seen, in both cases, all three kNN variants (kNN, kNet, and fixed kNet) improve the performance of the base Resnet20 and CNN networks. In the case of cifar-10, the improvement is quite dramatic (from about 75% to about 88% in all three variants).

On both data sets, kNN with $k = 1$ performs much worst

cifar-10					
Network	# Parameters	K			
		1	11	61	101
Resnet20	0.27M	75.28			
+ kNN	0.27M+3.2M	61.49	85.51	87.74	87.56
+ kNet	0.27+3K	87.49	87.53	87.38	87.38
Zhang <i>et al.</i> [33]	0.87M	88.79			
+ kNN	0.87M+12.8M	85.23	88.4	88.51	88.51
+ kNet	0.87M+5K	88.63	88.84	88.89	88.35
+ fixed kNet	0.87M+5K	88.94	88.88	88.91	88.87
SVHN					
Network	# Parameters	K			
		1	11	51	101
CNN (CE loss)	0.55M	88.23			
+ kNN	0.55M+37.5M	61.08	85.2	89.4	89.56
+ kNet	0.55M+4K	89.27	89.27	89.28	89.24
Zhang <i>et al.</i> [33]	0.87M	92.06			
+ kNN	0.87M+12.8M	90.56	93.47	93.36	93.24
+ kNet	0.87M+5K	92.36	92.71	93.02	92.88
+ fixed kNet	0.87M+5K	93.4	93.04	93.12	93.07

Table 4. **30% asymmetric label noise:** We show results on both cifar-10 (top) and SVHN (bottom) when adding 30% of asymmetric label noise. kNN, kNet, and fixed kNet run on the penultimate layer of different preliminary networks: ResNet20, CNN, and Zhang *et al.* [33]. Best result in each row is marked in **bold**. kNet and fixed kNet always improve the preliminary network. kNet requires 3K to 5K parameters, compared to 3.2M up to 12.8M parameters of kNN.

than the base Resnet20 network. Results improve dramatically as we increase k . The classification results for both kNet and fixed kNet are quite similar and consistent across the different k values. This is to be expected because our network is quite small and offers a very smooth approximation of kNN, which corresponds to classification with a large k . In addition, observe that the memory footprint of kNet and fixed kNet is just 3K or 4K, compared to 3.2M and 37.5M for kNN, on cifar-10 and SVHN, respectively.

Semantic asymmetric Label Noise: In the last experiment, we evaluated the case of semantic asymmetric label noise with 40% noise rate. Again, we performed the experiment for both cifar-10 and SVHN and report results in Table 5. As can be seen, in both cases, either kNet or fixed kNet improved the performance of the base Resnet20, CNN and Zhang *et al.* [33] networks.

kNet Approximation: As can be seen in the toy example (Figure 2), kNet tends to smooth out the results. This is further evident in the experiments where the best performing kNet had a value of $k = 51$ or $k = 61$. Intuitively, this suggests that kNet approximates kNN with a large k .

To validate this assumption we compared the probability distribution function (pdf) of kNN with the one produced by kNet, for different values of k . Results can be seen in Figure 3. On top we show the mean absolute difference between the pdf of kNet and that of kNN, for various k values. There is a large gap at low k values, and the minimum

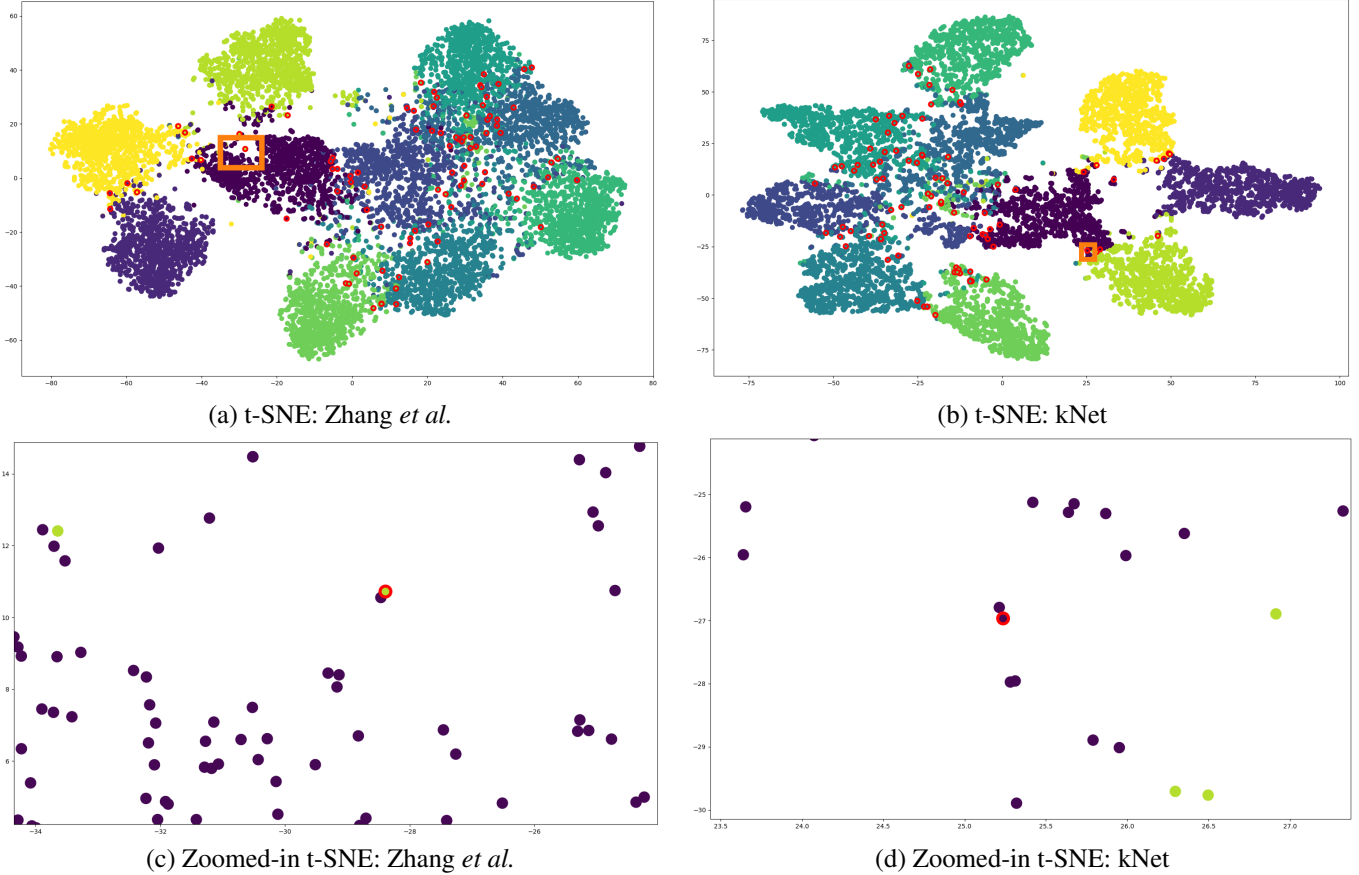


Figure 4. **t-SNE: Cifar10** (a)-(b): t-SNE on the penultimate layer of Zhang *et al.* and kNet respectively. The visualization supports our toy example conclusions - kNet provides a better class separation and concentration (less mixed clusters). The red circled points represents wrong classified points using Zhang *et al.* that were classified correctly using kNet. The regions bounded by the orange boxes are zoomed-in and presented below each figure. (c)-(d): A zoomed-in illustrations. The purple/green points are car/truck predictions respectively. The two red circled points represents the same query image. (c) The red circled represents a truck image that was wrongly classified as a car. This point could have been classified correctly by applying kNN. (d) The same truck image (represented by the red circled point) is now being classified correctly as a car using kNet.

is achieved at around 50 or 60. This observation holds true for all data sets considered in this work.

Figure 3 (bottom) shows the maximum value in the pdf of both kNN and kNet. The maximum value is almost identical for both methods, except for $k = 1$ where there is a large gap between the two. We conclude that kNet approximates kNN with a large k .

How to choose k ? kNet gives the user the freedom to choose k at inference time. However, it is not clear what value of k to choose. It appears that choosing $k = 41$ or $k = 15$ usually gives good results. Alternatively, we observed that if we train fixed kNet with $k = 1$ we get consistently excellent results.

t-SNE visualization In order to get a visual comparison of kNet and [33], we apply a popular dimensionality

reduction algorithm, t-distributed Stochastic Neighbor Embedding (t-SNE, [24]), on the penultimate layer of [33] and our kNet model. We applied it on the networks that were trained on the Cifar10 with 40% uniform noise. As can be seen in 4, [33] suffers more from inconsistent boundaries between classes, and wrong classifications (marked with red circles) that could have been correct using kNN. The penultimate layer of kNet is basically the first layer that projects the feature space 1+256-dimensional of [33] to 16-dimensional space. The boundaries between classes are more clear and all of the red circled points that were wrongly classified by [33] are now correctly classified by kNet.

cifar-10					
Network	# Parameters	K			
		1	21	51	101
Resnet20	0.27M	70.35			
+ kNN	0.27M + 3.2M	61.29	66.53	70	70.03
+ kNet	0.27M + 3K	71.45	71.51	71.65	71.47
Zhang <i>et al.</i> [33]	0.87M	89.76			
+ kNN	0.87M + 12.8M	85.79	89.29	89.16	88.79
+ kNet	0.87M + 5K	88.94	89.12	89.45	88.72
+ fixed kNet	0.87M + 5K	89.91	89.58	89.77	89.63
SVHN					
Network	# Parameters	K			
		1	21	41	101
CNN	0.55M	93.6			
+ Knn	0.55M+37.5M	73.33	88.02	89.67	93.18
+ kNet	0.55M+4K	93.85	93.97	94	94.05
Zhang <i>et al.</i> [33]	0.87M	92.59			
+ kNN	0.87M + 12.8M	91.69	94.09	94.11	93.99
+ kNet	0.87M + 5K	93.3	93.51	93.78	93.4
+ fixed kNet	0.87M + 5K	93.83	93.83	93.85	93.84

Table 5. **40% semantic asymmetric label noise:** We show results on both cifar-10 (top) and SVHN (bottom) when adding 40% of semantic asymmetric label noise. kNN, kNet, and fixed kNet run on the penultimate layer of different preliminary networks: ResNet20, CNN, and Zhang *et al.* [33]. Best result in each row is marked in **bold**. kNet and fixed kNet always improve the preliminary network. kNet requires 3K to 5K parameters, compared to 3.2M up to 12.8M parameters of kNN.

5. Conclusions

Deep Neural Networks must handle label noise. kNN is a viable option to deal with this problem, but kNN requires a large memory footprint, which makes it less desirable in practice. Therefore, we propose kNet.

kNet is a network that approximates kNN and improves the classification results of preliminary networks that were trained with noisy labels. kNet runs on top of the penultimate layer of the preliminary network and we have shown its effectiveness on different data sets (cifar-10 and SVHN), different preliminary networks (Resnet20, CNN, and Zhang *et al.* [33]), different label noise models (uniform, random asymmetric, and semantic asymmetric noise models) and different noise levels (30%, 40%, and 80%).

The memory footprint of kNet is about 4K parameters, which is orders of magnitude smaller than the entire dataset required by kNN. And since kNet is a neural network, running it at inference time is fast, deterministic, and does not require advanced data structure such as approximate nearest neighbors that are often required in kNN algorithms.

References

- [1] Rashmi Agrawal and Babu Ram. A modified k-nearest neighbor algorithm to handle uncertain data. In *5th International Conference on IT Convergence and Security, ICITCS 2015, Kuala Lumpur, Malaysia, August 24-27, 2015*, pages 1–4. IEEE Computer Society, 2015. 1, 2
- [2] Gökrem Algan and Ilkay Ulusoy. Meta soft label generation for noisy labels. *CoRR*, abs/2007.05836, 2020. 3
- [3] S. Arya and D. Mount. Ann: library for approximate nearest neighbor searching. 1998. 3
- [4] Dara Bahri, Heinrich Jiang, and Maya R. Gupta. Deep k-nn for noisy labels. In *Proceedings of the 37th International Conference on Machine Learning, ICML 2020, 13-18 July 2020, Virtual Event*, volume 119 of *Proceedings of Machine Learning Research*, pages 540–550. PMLR, 2020. 2, 4
- [5] Gilad Cohen, Guillermo Sapiro, and Raja Giryes. DNN or k-nn: That is the generalize vs. memorize question. *CoRR*, abs/1805.06822, 2018. 2
- [6] Amnon Drory, Oria Ratzon, Shai Avidan, and Raja Giryes. The resistance to label noise in K-NN and DNN depends on its concentration. In *31st British Machine Vision Conference 2020, BMVC 2020, Virtual Event, UK, September 7-10, 2020*. BMVA Press, 2020. 1, 2, 3
- [7] Wei Gao, Xin-Yi Niu, and Zhi-Hua Zhou. On the consistency of exact and approximate nearest neighbor with noisy data. *CoRR*, abs/1607.07526, 2016. 1, 2
- [8] Jacob Goldberger and Ehud Ben-Reuven. Training deep neural-networks using a noise adaptation layer. In *5th International Conference on Learning Representations, ICLR 2017, Toulon, France, April 24-26, 2017, Conference Track Proceedings*, 2017. 2
- [9] Tong He, Zhi Zhang, Hang Zhang, Zhongyue Zhang, Junyuan Xie, and Mu Li. Bag of tricks for image classification with convolutional neural networks. In *IEEE Conference on Computer Vision and Pattern Recognition, CVPR 2019, Long Beach, CA, USA, June 16-20, 2019*, pages 558–567. Computer Vision Foundation / IEEE, 2019. 3
- [10] Dan Hendrycks, Mantas Mazeika, Duncan Wilson, and Kevin Gimpel. Using trusted data to train deep networks on labels corrupted by severe noise. In Samy Bengio, Hanna M. Wallach, Hugo Larochelle, Kristen Grauman, Nicolò Cesa-Bianchi, and Roman Garnett, editors, *Advances in Neural Information Processing Systems 31: Annual Conference on Neural Information Processing Systems 2018, NeurIPS 2018, December 3-8, 2018, Montréal, Canada*, pages 10477–10486, 2018. 2
- [11] Piyasak Jeatrakul, Kok Wai Wong, and Chun Che Fung. Data cleaning for classification using misclassification analysis. *J. Adv. Comput. Intell. Intell. Informatics*, 14(3):297–302, 2010. 2

- [12] Ashish Khetan, Zachary C. Lipton, and Animashree Anandkumar. Learning from noisy singly-labeled data. In *6th International Conference on Learning Representations, ICLR 2018, Vancouver, BC, Canada, April 30 - May 3, 2018, Conference Track Proceedings*, 2018. 2
- [13] Michal Lukasik, Srinadh Bhojanapalli, Aditya Krishna Menon, and Sanjiv Kumar. Does label smoothing mitigate label noise? In *Proceedings of the 37th International Conference on Machine Learning, ICML 2020, 13-18 July 2020, Virtual Event*, volume 119 of *Proceedings of Machine Learning Research*, pages 6448–6458. PMLR, 2020. 3
- [14] Yueming Lyu and Ivor W. Tsang. Curriculum loss: Robust learning and generalization against label corruption. In *8th International Conference on Learning Representations, ICLR 2020, Addis Ababa, Ethiopia, April 26-30, 2020*, 2020. 2
- [15] Rafael Müller, Simon Kornblith, and Geoffrey E. Hinton. When does label smoothing help? In Hanna M. Wallach, Hugo Larochelle, Alina Beygelzimer, Florence d’Alché-Buc, Emily B. Fox, and Roman Garnett, editors, *Advances in Neural Information Processing Systems 32: Annual Conference on Neural Information Processing Systems 2019, NeurIPS 2019, December 8-14, 2019, Vancouver, BC, Canada*, pages 4696–4705, 2019. 3
- [16] Seishi Okamoto and Ken Satoh. An average-case analysis of k-nearest neighbor classifier. In Manuela M. Veloso and Agnar Aamodt, editors, *Case-Based Reasoning Research and Development, First International Conference, ICCBR-95, Sesimbra, Portugal, October 23-26, 1995, Proceedings*, volume 1010 of *Lecture Notes in Computer Science*, pages 253–264. Springer, 1995. 2
- [17] Giorgio Patrini, Alessandro Rozza, Aditya Krishna Menon, Richard Nock, and Lizhen Qu. Making deep neural networks robust to label noise: A loss correction approach. In *2017 IEEE Conference on Computer Vision and Pattern Recognition, CVPR 2017, Honolulu, HI, USA, July 21-26, 2017*, pages 2233–2241. IEEE Computer Society, 2017. 2, 4
- [18] V. B. Surya Prasath, Haneen Arafat Abu Alfeilat, Omar Lasassmeh, and Ahmad B. A. Hassanat. Distance and similarity measures effect on the performance of k-nearest neighbor classifier - A review. *CoRR*, abs/1708.04321, 2017. 2
- [19] Hwanjun Song, Minseok Kim, Dongmin Park, and Jae-Gil Lee. Learning from noisy labels with deep neural networks: A survey. *CoRR*, abs/2007.08199, 2020. 2
- [20] Sainbayar Sukhbaatar and Rob Fergus. Learning from noisy labels with deep neural networks. In Yoshua Bengio and Yann LeCun, editors, *3rd International Conference on Learning Representations, ICLR 2015, San Diego, CA, USA, May 7-9, 2015, Workshop Track Proceedings*, 2015. 2
- [21] Christian Szegedy, Vincent Vanhoucke, Sergey Ioffe, Jonathon Shlens, and Zbigniew Wojna. Rethinking the inception architecture for computer vision. In *2016 IEEE Conference on Computer Vision and Pattern Recognition, CVPR 2016, Las Vegas, NV, USA, June 27-30, 2016*, pages 2818–2826. IEEE Computer Society, 2016. 3
- [22] Sunil Thulasidasan, Tanmoy Bhattacharya, Jeff A. Bilmes, Gopinath Chennupati, and Jamal Mohd-Yusof. Combating label noise in deep learning using abstention. In Kamalika Chaudhuri and Ruslan Salakhutdinov, editors, *Proceedings of the 36th International Conference on Machine Learning, ICML 2019, 9-15 June 2019, Long Beach, California, USA*, volume 97 of *Proceedings of Machine Learning Research*, pages 6234–6243. PMLR, 2019. 2
- [23] Nenad Tomasev and Krisztian Buza. Hubness-aware knn classification of high-dimensional data in presence of label noise. *Neurocomputing*, 160:157–172, 2015. 2
- [24] Laurens van der Maaten and Geoffrey E. Hinton. Visualizing high-dimensional data using t-sne. *Journal of Machine Learning Research*, 9:2579–2605, 2008. 7
- [25] Yizhen Wang, Somesh Jha, and Kamalika Chaudhuri. Analyzing the robustness of nearest neighbors to adversarial examples. In Jennifer G. Dy and Andreas Krause, editors, *Proceedings of the 35th International Conference on Machine Learning, ICML 2018, Stockholm, Sweden, July 10-15, 2018*, volume 80 of *Proceedings of Machine Learning Research*, pages 5120–5129. PMLR, 2018. 2
- [26] Yisen Wang, Weiyang Liu, Xingjun Ma, James Bailey, Hongyuan Zha, Le Song, and Shu-Tao Xia. Iterative learning with open-set noisy labels. In *2018 IEEE Conference on Computer Vision and Pattern Recognition, CVPR 2018, Salt Lake City, UT, USA, June 18-22, 2018*, pages 8688–8696. IEEE Computer Society, 2018. 2
- [27] Yisen Wang, Xingjun Ma, Zaiyi Chen, Yuan Luo, Jinfeng Yi, and James Bailey. Symmetric cross entropy for robust learning with noisy labels. In *2019 IEEE/CVF International Conference on Computer Vision, ICCV 2019, Seoul, Korea (South), October 27 - November 2, 2019*, pages 322–330. IEEE, 2019. 2
- [28] Zhenzhen Wang, Chunyan Xu, Yap-Peng Tan, and Junsong Yuan. Attention-aware noisy label learn-

ing for image classification. *CoRR*, abs/2009.14757, 2020. 2

- [29] D. Randall Wilson and Tony R. Martinez. Reduction techniques for instance-based learning algorithms. *Mach. Learn.*, 38(3):257–286, 2000. 2
- [30] Tong Xiao, Tian Xia, Yi Yang, Chang Huang, and Xiaogang Wang. Learning from massive noisy labeled data for image classification. In *IEEE Conference on Computer Vision and Pattern Recognition, CVPR 2015, Boston, MA, USA, June 7-12, 2015*, pages 2691–2699. IEEE Computer Society, 2015. 2
- [31] Chiyuan Zhang, Samy Bengio, Moritz Hardt, Benjamin Recht, and Oriol Vinyals. Understanding deep learning requires rethinking generalization. In *5th International Conference on Learning Representations, ICLR 2017, Toulon, France, April 24-26, 2017, Conference Track Proceedings*, 2017. 2
- [32] Zhilu Zhang and Mert R. Sabuncu. Generalized cross entropy loss for training deep neural networks with noisy labels. In Samy Bengio, Hanna M. Wallach, Hugo Larochelle, Kristen Grauman, Nicolò Cesa-Bianchi, and Roman Garnett, editors, *Advances in Neural Information Processing Systems 31: Annual Conference on Neural Information Processing Systems 2018, NeurIPS 2018, December 3-8, 2018, Montréal, Canada*, pages 8792–8802, 2018. 2
- [33] Zizhao Zhang, Han Zhang, Sercan Arik, Honglak Lee, and Tomas Pfister. Distilling effective supervision from severe label noise. In *CVPR*, 2020. 2, 4, 5, 6, 7, 8