

Compressing Multisets with Large Alphabets

Daniel Severo*^{1 2 3} James Townsend*⁴ Ashish Khisti²
 Alireza Makhzani^{3 2} Karen Ullrich¹

¹Facebook AI Research
 {dsevero,karenu}@fb.com

²University of Toronto
 akhisti@ece.utoronto.ca

³Vector Institute for AI ⁴University College London
 makhzani@vectorinstitute.ai james.townsend@cs.ucl.ac.uk

Abstract

Current methods that optimally compress multisets are not suitable for high-dimensional symbols, as their compute time scales linearly with alphabet size. Compressing a multiset as an ordered sequence with off-the-shelf codecs is computationally more efficient, but has a sub-optimal compression rate, as bits are wasted encoding the order between symbols. We present a method that can recover those bits, assuming symbols are i.i.d., at the cost of an additional $\mathcal{O}(|\mathcal{M}| \log M)$ in average time complexity, where $|\mathcal{M}|$ and M are the total and unique number of symbols in the multiset. Our method is compatible with any prefix-free code. Experiments show that, when paired with efficient coders, our method can efficiently compress high-dimensional sources such as multisets of images and collections of JSON files.

Introduction

A structured data source can often be compressed efficiently by treating it as an ordered sequence of symbols drawn from some alphabet. However, there are data types where the relative order of the symbols is irrelevant, such as collections of files, rows in a database, or nodes in a graph. Formally, these are known as *multisets*: a generalization of a set that allows for repetition of elements.

Current methods that optimally compress multisets of i.i.d. symbols have compute time which scales linearly with alphabet size $|\mathcal{A}|$, and are therefore unsuited for high-dimensional data¹. Compressing multisets as sequences with off-the-shelf codecs is computationally efficient, but achieves sub-optimal rates as bits are wasted encoding the order. For example, the multiset $\mathcal{M} = \{\mathbf{a}, \mathbf{a}, \mathbf{c}\}$ can be compressed by representing

*Equal contribution.

¹Throughout this work we refer to multiset elements as ‘symbols’. Such elements may, in practice, be strings of more primitive symbols, or be of another compound type such as images.

it as any one of these 3 permutations: `aac`, `aca`, `caa`. If the symbols in \mathcal{M} are i.i.d.², then all permutations are equally likely, implying $\log 3$ bits³ are spent on their encoding. In general, the *multinomial coefficient* of \mathcal{M} counts the number of permutations, implying at most $\log |\mathcal{M}|!$ bits are wasted, with equality when all elements in \mathcal{M} are unique.

To leverage the computational efficiency of existing sequence codecs while simultaneously compressing a multiset optimally requires some mechanism that can *forget the ordering* between symbols during encoding. In this work, we present such a method, which works by sampling symbols without replacement from the multiset and encoding them sequentially in the order they are sampled. The bits resulting from the compression of previous symbols are used as the source of randomness for the sampling step, which consumes bits to select an element from the multiset, reducing the size of the final compressed state. Expected and worst-case time complexities are shown in table 1.

The best-case scenario in rate savings is a large multiset with few repeats and low information content per element. For example, $|\mathcal{M}| = 7054$ can provide at most $\log 7054! \approx 80,000$ bits = 10 kB in savings. We anticipate that databases and other unordered structured data in formats like JavaScript Object Notation (JSON), might be realistic use-cases, while for multisets of large objects, such as images or video files, the savings are marginal. Experiments for both scenarios are provided in later sections.

Our method requires access to a last-in-first-out (LIFO) lossless sequential codec such as *asymmetric numeral systems* (ANS) [1]. We give an overview of related work in the next section, followed by a brief introduction to ANS. We then describe and analyze our new method. Finally we showcase our experiments, and conclude the paper by discussing directions for future work.

Related work

To the best of our knowledge, there are no previous works that present a method which is both computationally feasible and rate-optimal for compressing multisets of i.i.d. symbols with large alphabets.

The fundamental limits on lossless compression of multisets were investigated in [2]. For finite alphabets, a sequence can be decomposed into a multiset \mathcal{M} (also known as a *type*) and a permutation conditioned on the multiset. With this, the authors

²Actually, drawing symbols from an *exchangeable* process is necessary and sufficient for permutations to be equally likely.

³All logarithms are base 2 in this work.

are able to prove a combinatorial bound on the entropy: $H(\mathcal{M}) \leq \mathcal{O}(|\mathcal{A}| \log |\mathcal{M}|)$. However, a practical algorithm for achieving this bound is not presented.

A rate-optimal algorithm for compressing multisets of i.i.d symbols was put forth in [3]. There, the information content of the multiset is decomposed recursively over the entire alphabet, allowing it to be interfaced to an arithmetic coder. Alternatively, this can also be achieved through Poissonification, even for arbitrary-sized multisets [4, 5, 6]. Although rate-optimal, the computational complexity of these methods scales linearly with alphabet size.

Another approach [7, 8, 9] is to convert multisets of sequences (e.g. cryptographic hashes) to an order-invariant data structure, such as a tree, that is losslessly compressible. These methods can compress arbitrary multisets of i.i.d. symbols by first encoding each symbol with a prefix-free code and constructing the order-invariant data-structure from the multiset of resulting code-words. If encoding each symbol individually is optimal (e.g. Huffman coding for dyadic sources), then the method presented in [8] is optimal and has the same complexity as our method. However, this is not generally the case, and the overhead of compressing each symbol with a prefix-free code may dominate. Our method can be seen as a generalization of [8] that allows symbols to be compressed in sequence, effectively removing the overhead.

A related but more complex setting is *lossless dataset compression*, where the order between correlated examples in a dataset is irrelevant. A sub-optimal two-step algorithm that first re-orders the dataset based on similarity between examples, followed by predictive coding is proposed in [10]. A neural network is overfitted on the dataset to predict pixel values autoregressively based on the image to which the pixel belongs, as well as previously seen images. This setting is equivalent to sub-optimally compressing a multiset of correlated symbols, while our method optimally compresses multisets of i.i.d. symbols.

The idea of using ANS for sampling comes from recent work in the machine learning community, where it has been referred to as *bits-back coding with ANS* (BB-ANS). The idea can be traced back to [11], 12 years prior to the invention of ANS, which proposed to achieve a similar effect, albeit with a sub-optimal compression rate, using Huffman coding. The critical insight, that mixing encoding and decoding is significantly more straightforward, and can achieve an optimal compression rate with ANS, was made by [12], who demonstrated it by implementing compression of images with *latent variable models*. This has been followed by a series of works proposing elaborations on the original idea for specific classes of latent variable models [13, 14, 15] and for improving the compression rate by using Monte Carlo methods [16]. The distribution we use over multisets can be viewed as a latent variable model where the multiset is observed and the ordering is latent.

Asymmetric Numeral Systems

The multiset compression method in this paper depends on asymmetric numeral systems (ANS) [1], a last-in-first-out, or stack-like sequential codec. A slightly more detailed description of ANS is provided in appendix A. ANS moves information to and from a single, large, natural number, which we will denote s . For a symbol x with mass function D , the encode and decode functions form an inverse pair:

$$\text{encode}: (s, x) \mapsto s' \tag{1}$$

$$\text{decode}: s' \mapsto (s, x), \tag{2}$$

where

$$\log s' \approx \log s + \log 1/D(x). \tag{3}$$

High dimensional data may be compressed/decompressed using a sequence of **encode**/**decode** operations, and the distribution D may be adapted during this process. Since s is unbounded, to ensure constant runtime **encode** and **decode** operate only on the highest-order bits of s .

The inaccuracy of eq. (3) is typically small, and in a standard implementation can be bounded by $\epsilon = 2.2 \times 10^{-5}$ bits per operation, equivalent to one bit of redundancy for every 45,000 operations [17]. As well as the small per-symbol redundancy, there is also a one-time redundancy incurred when initializing and terminating encoding, more details are given in the appendix A.

The quantized distribution D must be specified by a precision parameter N together with two lookup functions:

$$\begin{aligned} \text{forward_lookup}: x &\mapsto (c_x, p_x) \\ \text{reverse_lookup}: i &\mapsto (x, c_x, p_x), \end{aligned} \tag{4}$$

used respectively by **encode** and **decode**. The integers c_x and p_x can be thought of as a quantized cumulative distribution function (CDF) and probability mass, with the finite set $\{0, 1, \dots, N\}$ modeling the real interval $[0, 1]$. They must satisfy

$$\frac{p_x}{N} \equiv D(x); \quad c_x \equiv \sum_{y < x} p_y. \tag{5}$$

The **reverse_lookup** has input $i \in \{0, \dots, N\}$ and must return the unique triple (x, c_x, p_x) such that $i \in [c_x, c_x + p_x)$.

It is possible to mix ANS with any prefix-free code by inserting the code-words into lower-order bits in s . We use this technique in our experiments to compress multisets of images compressed with the lossy WebP codec.

Key to our method is the observation that ANS can be used as an *invertible sampler*, by running **decode** with some quantized distribution P , different to that which was used for the most recent **encode**. The ANS state is thus used as a *random seed*, and because decoding removes approximately $-\log P(x)$ bits from the state, the random seed is slowly consumed as symbols are sampled. The operation is invertible in the sense that the random seed can be recovered by performing **encode** with the sampled symbol, i.e. $\text{encode}(\text{decode}(s')) = s'$.

Method

Our method is best motivated by starting from compression of a multiset $\mathcal{M} = \{x_1, \dots, x_{|\mathcal{M}|}\}$, treated as a sequence of i.i.d. symbols $x^{|\mathcal{M}|} = x_1, \dots, x_{|\mathcal{M}|}$ with distribution D over alphabet \mathcal{A} . Compressing $x^{|\mathcal{M}|}$ with ANS proceeds by initializing the state $s_0 = 0$, followed by successively applying $s_n = \text{encode}(s_{n-1}, x_n)$ with D . The final ANS state $s_{|\mathcal{M}|}$ holds the information of the entire sequence, which will be approximately $\log s_{|\mathcal{M}|} \approx \sum_{n=1}^{|\mathcal{M}|} \log 1/D(x_n)$ bits.

To optimally compress \mathcal{M} , we must somehow recover the bits used to encode the order. This can be done by using the ANS state as a source of randomness to sample without replacement from \mathcal{M} , encoding symbols in whichever order they appear. This idea leads to the process shown in algorithm 1.

To encode, we keep track of a multiset of *remaining* symbols \mathcal{M}_n , i.e. those that have not yet been sampled from \mathcal{M} . First, \mathcal{M}_1 is initialized to \mathcal{M} . Then, for each step $n \in \{1, \dots, |\mathcal{M}|\}$, a symbol z_n is sampled without replacement from \mathcal{M}_n , and then encoded. If $\mathcal{M}_n(z)$ is the frequency count of z in \mathcal{M}_n , and z^{n-1} the sequence of previously sampled symbols, then the distribution resulting from the frequency count of remaining symbols is

$$\Pr(z_n | z^{n-1}) = \Pr(z_n | \mathcal{M}_n) = \frac{\mathcal{M}_n(z_n)}{|\mathcal{M}_n|}. \quad (6)$$

Sampling z_n decreases the integer state, while encoding z_n increases it. Hence, the number of bits required to represent the integer state changes at step n by approximately

$$\Delta_n = \log \frac{1}{D(z_n)} - \log \frac{1}{\Pr(z_n | z^{n-1})}. \quad (7)$$

Algorithm 1: Multiset encode

```
Given a multiset  $\mathcal{M} = \{x_1, \dots, x_{|\mathcal{M}|}\}$ 
Initialize an ANS state  $s_0$ , and  $\mathcal{M}_1 = \mathcal{M}$ 
for  $n = 1, \dots, |\mathcal{M}|$  do
1 |  $(s'_n, z_n) = \text{decode}(s_{n-1})$  with  $\Pr(z_n | \mathcal{M}_n)$  //  $\mathcal{O}(\log M)$ 
2 |  $\mathcal{M}_{n+1} = \mathcal{M}_n \setminus \{z_n\}$  //  $\mathcal{O}(\log M)$ 
3 |  $s_n = \text{encode}(s'_n, z_n)$  with  $D$  //  $\mathcal{O}(D_{\text{Enc}})$ 
end
return  $s_{|\mathcal{M}|}$ 
```

The total change in the state over the whole encoding is

$$\sum_{n=1}^{|\mathcal{M}|} \Delta_n = \log \Pr(z^{|\mathcal{M}|}) - \log D(z^{|\mathcal{M}|}) \quad (8)$$

$$= -\log \frac{|\mathcal{M}|!}{\prod_{z \in \mathcal{M}} \mathcal{M}(z)!} - \log \prod_{z \in \mathcal{M}} D(z)^{\mathcal{M}(z)} \quad (9)$$

$$= -\log \Pr(\mathcal{M}), \quad (10)$$

bits, which is exactly the information content of the multiset.

However, there are two potential sources of overhead, implying that in practice the compressed message length will never be exactly equal to eq. (10). The first is due to the per-operation and one-time ANS overheads, discussed above. Second, in order to sample at the very beginning (i.e. from s_0) there needs to be some pre-existing randomness in the ANS state. We can synthesize that randomness (i.e. initialize s_0 to a larger integer), but this adds a slight overhead because the random bits that we use are (unavoidably) communicated. This is known as the *initial bits* overhead [12], and is further discussed in appendix B. We found in our experiments that the effect of these overheads on rate was small.

The decoder (algorithm 2) receives the ANS state $s_{|\mathcal{M}|}$ containing a compressed representation of all elements of \mathcal{M} , and must rebuild the multiset as symbols are retrieved. Note that, due to the stack-like nature of ANS, this is done in reverse order.

Efficient ANS-based invertible sampling without replacement requires a binary search tree (BST), which we describe in detail in the next subsection, to store the multisets \mathcal{M}_n . The BST is similar to a Fenwick tree [18, 19], and allows lookup, insertion and removal of elements in time proportional to the depth of the tree.

Algorithm 2: Multiset decode

```
Given an integer ANS state  $s_{|\mathcal{M}|}$ 
Initialize  $\mathcal{M}_{|\mathcal{M}|+1} = \emptyset$ 
for  $n = |\mathcal{M}|, \dots, 1$  do
     $(s'_n, z_n) = \text{decode}(s_n)$  with  $D$  //  $\mathcal{O}(D_{\text{Dec}})$ , reverses 3
     $\mathcal{M}_n = \mathcal{M}_{n+1} \cup \{z_n\}$  //  $\mathcal{O}(\log M)$ , reverses 2
     $s_{n-1} = \text{encode}(s'_n, z_n)$  with  $\text{Pr}(z_n | \mathcal{M}_n)$  //  $\mathcal{O}(\log M)$ , reverses 1
end
return  $\mathcal{M}_1 = \mathcal{M}$ 
```

Sampling without Replacement using ANS

Each encoding/decoding step requires a forward/reverse lookup with distribution $\text{Pr}(z_n | \mathcal{M}_n)$. Since we are sampling without replacement, we also need to perform removals and insertions:

$$\text{remove: } (\mathcal{M}_n, z_n) \mapsto \mathcal{M}_n \setminus \{z_n\} \quad (11)$$

$$\text{insert: } (\mathcal{M}_{n+1}, z_n) \mapsto \mathcal{M}_{n+1} \cup \{z_n\}. \quad (12)$$

All four operations (forward and reverse lookup, insertion and removal) can be done in $\mathcal{O}(\log M)$ time, where M is the number of unique elements in \mathcal{M} .

We set the ANS precision parameter to $N = |\mathcal{M}_n| = |\mathcal{M}| - n + 1$, with frequency count $p_z = \mathcal{M}_n(z)$ for each $z \in \mathcal{M}_n$. At each step n , a binary search tree (BST) is used to represent the multiset of remaining symbols \mathcal{M}_n . The BST stores the frequency and cumulative counts, p_z and c_z , and allows efficient lookups. At each node is a unique symbol from \mathcal{M}_n (arranged in the usual BST manner to enable fast lookup), as well as a count of the total number of symbols in the entire branch of which the node is root. Figure 1 shows an example, for the multiset $\mathcal{M}_n = \{\mathbf{a}, \mathbf{b}, \mathbf{b}, \mathbf{c}, \mathbf{c}, \mathbf{c}, \mathbf{d}, \mathbf{e}\}$.

On the left is the actual BST data-structure, i.e. that which is held in memory and operated on. The interval diagram on the right visually represents the local information available from inspection of the counts at a node and its children. For example, the sub-interval to the right of **b** has length 5, which is the count at its child node **d**.

All necessary operations are straightforward to implement using depth-first traversal of the BST, with time complexity which scales linearly with the depth of the tree. As long as the tree is balanced enough (which is guaranteed during encoding and extremely likely during decoding), we have $\mathcal{O}(\log M)$ complexity for each operation. We discuss this in more detail in the next section.

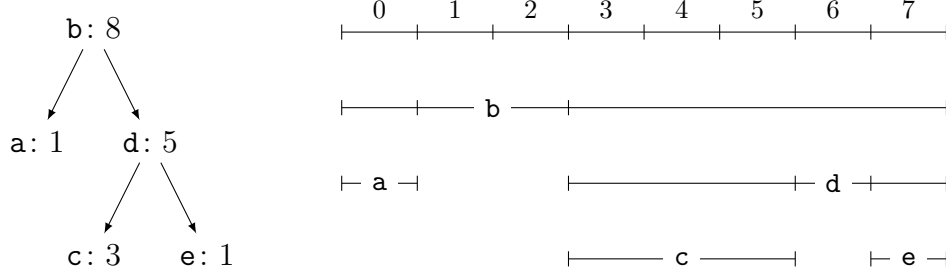


Figure 1: For the multiset $\{\mathbf{a}, \mathbf{b}, \mathbf{b}, \mathbf{c}, \mathbf{c}, \mathbf{c}, \mathbf{d}, \mathbf{e}\}$, on the left a schematic representation of the dynamic BST data structure which we use to represent the multiset, and on the right the intervals corresponding to each branch of the BST.

For illustrative purposes, we step through a **reverse_lookup**. This starts with an integer $i = s \bmod (|\mathcal{M}| - n + 1)$ taken from the ANS state. Searching starts at the root node, and compares i to the frequency and cumulative counts, p_z and c_z , to decide between branching left ($i < c_z$), right ($i \geq c_z + p_z$), or returning. For example, at the root node, if $s = 68$ and $n = 1$, then $z = \mathbf{b}$, $c_{\mathbf{b}} = 1$, $p_{\mathbf{b}} = 8 - 1 - 5 = 2$; $i = 4 \geq 1 + 2 = c_{\mathbf{b}} + p_{\mathbf{b}}$, hence we traverse to the right branch. Branching right requires us to re-center our problem to focus on the sub-interval to the right of \mathbf{b} . This can be done by continuing the traversal with $i - (c_{\mathbf{b}} + p_{\mathbf{b}})$. Note that, if we had branched left, this re-centering would not be necessary. After reaching node \mathbf{c} , we return back up the tree, propagating the value of $p_{\mathbf{c}}$ and summing the size of all intervals to the left of \mathbf{c} to compute $c_{\mathbf{c}}$. Note that, if we decrement (increment) the count of each node we visit by 1, then **reverse_lookup** and **remove** (**insert**) can both be performed in one pass over the tree. The same also holds for **forward_lookup**.

Time complexity

In practice, the dominant factors affecting the runtime of encoding and decoding with our method are the total ($|\mathcal{M}|$) and unique (M) number of symbols in the multiset, as well as the complexity of encoding and decoding with D . Traversing the BST also requires comparing symbols under a fixed (usually lexicographic) ordering. In the worst-case, each comparison requires $\mathcal{O}(\log |\mathcal{A}|)$ bit-wise operations, although average time may have no dependence on $|\mathcal{A}|$. We now detail the time dependence of sampling without replacement, and its inverse, on $|\mathcal{M}|$ and M , assuming a fixed cost of comparing two symbols, an overview is shown in table 1.

At the encoder, the balanced BST must first be constructed from the sequence $x^{|\mathcal{M}|}$. This requires sorting followed by performing the **insert** operation $|\mathcal{M}|$ times,

	Encoder	Decoder
Expected	$\mathcal{O}(\mathcal{M} D_{\text{Enc}} + \mathcal{M} \log M)$	$\mathcal{O}(\mathcal{M} D_{\text{Dec}} + \mathcal{M} \log M)$
Worst-case	$\mathcal{O}(\mathcal{M} D_{\text{Enc}} + \mathcal{M} \log M)$	$\mathcal{O}(\mathcal{M} D_{\text{Dec}} + \mathcal{M} M)$

Table 1: The expected and worst-case time-complexity of the multiset encoder and decoder which we propose, in terms of the total ($|\mathcal{M}|$) and unique (M) number of symbols and the cost of encoding (D_{Enc}) and decoding (D_{Dec}) with D .

starting with an empty BST (multiset). Then, sampling $z_1, \dots, z_{|\mathcal{M}|}$ from the multiset is done via `reverse_lookup` and `remove`. All operations have worst-case and average complexity equivalent to that of a search on a balanced BST, implying the overall complexity is $\mathcal{O}(|\mathcal{M}| \log M)$, including the initial sorting step.

At the decoder, the BST is constructed by inserting $z_{|\mathcal{M}|}, \dots, z_1$, which are ordered randomly, implying the BST will not always be balanced. However, the expected depth of any node in a randomly initialized BST, which is proportional to the expected time of the `forward_lookup` and `insert` operations, is $\mathcal{O}(\log M)$ [20]. The worst-case is a tree with one long, thin branch, where those operations would take $\mathcal{O}(M)$ time. We believe that a self-balancing tree, such as an AVL tree [21] or red-black tree [22], could be used to achieve the same worst-case complexity as encoding, although we have not yet implemented those methods.

Experiments

In this section we present experiments on synthetically generated multisets with known source distribution, multisets of grayscale images with lossy codecs, and collections of JSON maps represented as a multiset of multisets. We used the ANS implementation in the Craystack library [14] for all experiments.

Synthetic multisets

Here, synthetically generated multisets are compressed to provide evidence of the computational complexity in table 1, and optimal compression rate of the method. We grow the alphabet size $|\mathcal{A}|$ while sampling from the source in a way that guarantees a fixed number of unique symbols $M = 512$. The alphabet \mathcal{A} is always a subset of \mathbb{N} .

For each run, we generate a multiset with $M = 512$ unique symbols, and use a skewed distribution, sampled from a Dirichlet prior with coefficients $\alpha_k = k$ for $k = 1, \dots, |\mathcal{A}|$, as the distribution D .

The final compressed size of the multiset and the information content (i.e. Shannon lower bound) assuming the distribution D , are shown in fig. 2 for different settings of

$|\mathcal{A}|$, alongside the total encode plus decode time. Results are averaged over 20 runs, with shaded regions representing the 99% to 1% confidence intervals. In general, the new codec compresses a multiset close to its information content for varying alphabet sizes, as can be seen in the left plot.

The total encode plus decode time is unaffected by the alphabet size $|\mathcal{A}|$. As discussed previously, the overall complexity depends on that of coding under D . Here, the D codec does include a logarithmic time binary search over $|\mathcal{A}|$, but this is implemented efficiently and the alphabet size can be seen to have little effect on overall time. The total time scales linearly with the multiset size $|\mathcal{M}|$ (right plot), as expected.

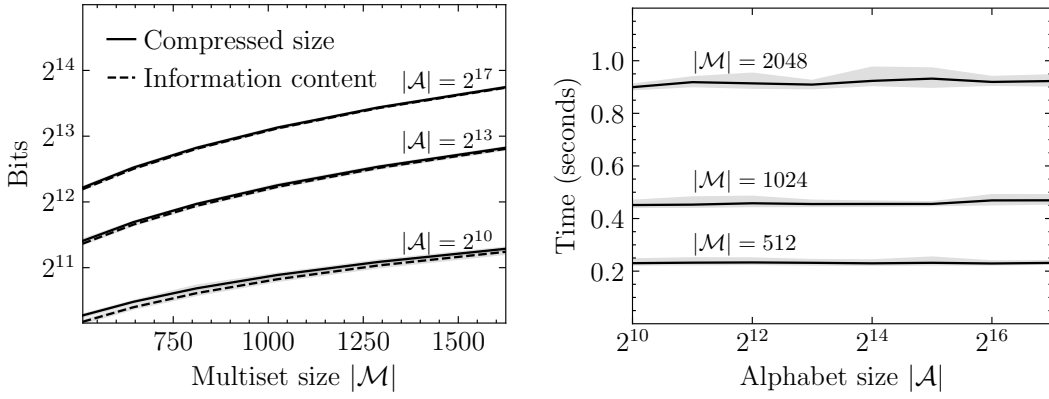


Figure 2: Left: Final compressed length is close to the information content for varying alphabet and multiset sizes. Right: Computational complexity does not scale with alphabet size $|\mathcal{A}|$, and is linear in $|\mathcal{M}|$.

MNIST with lossy WebP

We implemented compression of multisets of grayscale images using the lossy WebP codec. We tested on the MNIST test set, which is composed of 10,000 distinct grayscale images of handwritten digits, each 28×28 in size. To encode the multiset, we perform the sampling procedure to select an image to compress, as usual. The output of WebP is a prefix-free, variable-length sequence of bytes, which we encoded into the ANS state via a sequence of `encode` steps with a uniform distribution. It is also possible (and faster) to move the WebP output directly into the lower-order bits of the ANS state.

We compared the final compressed length with and without the sampling step. In other words, treating the dataset as a multiset and treating it as an ordered sequence. The savings achieved by using our method are shown in fig. 3. The theoretical limit shown in the left plot is $\log |\mathcal{M}|!$, while in the right plot this quantity is divided by the number of bits needed to compress the data sequentially.

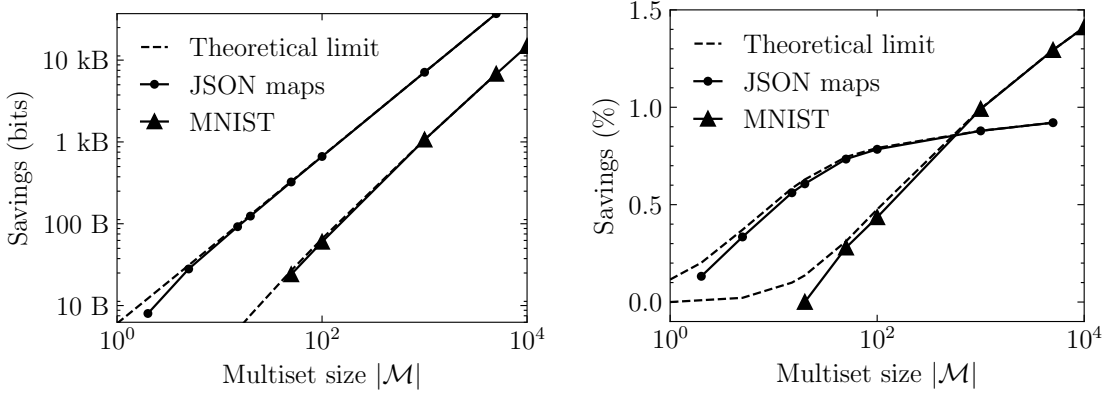


Figure 3: Rate savings due to using our method to compress a multiset instead of treating it as an ordered sequence. Savings are close to the theoretical limit in both cases. The symbols are bytes outputted by lossy WebP for MNIST, and UTF-8 encoding for JSON maps. A uniform distribution over bytes is used to encode with ANS. Left: Savings in raw bits. Right: Percentage savings.

Note that the maximum savings per symbol $-\frac{1}{|\mathcal{M}|} \log_2 |\mathcal{M}|! \approx \log_2 |\mathcal{M}|$ depends only on the size of multiset. Therefore, when the representation of the symbol requires a large number of bits, the percentage savings are marginal (roughly 1.5% for 10,000 images, in our case). To improve percentage savings (right plot), one could use a better symbol codec or an adaptive codec which doesn't treat the symbols as independent. However, as mentioned, the savings in raw bits (left plot) would remain the same, as it depends only on the multiset size $|\mathcal{M}|$.

Collection of JSON maps as nested multisets

The method can be nested to compress a multiset of multisets, by performing an additional sampling step that first chooses which inner multiset to compress. In this section we show results for a collection of JSON maps $\mathcal{M} = \{\mathcal{J}_1, \dots, \mathcal{J}_{|\mathcal{M}|}\}$, where each map $\mathcal{J}_i = \{(k_1, v_1), \dots, (k_{|\mathcal{J}_i|}, v_{|\mathcal{J}_i|})\}$ is itself a multiset of key-value pairs. To compress, a depth-first approach is taken. First, some $\mathcal{J} \in \mathcal{M}$ is sampled without

replacement. Key-value pairs are then sampled from \mathcal{J} , also without replacement, and compressed to the ANS state until \mathcal{J} is depleted. This procedure repeats, until the outer multiset \mathcal{M} is empty. Assuming all maps are unique, the maximum number of savable bits is

$$\log |\mathcal{M}|! + \sum_{i=1}^{|\mathcal{M}|} \log |\mathcal{J}_i|!. \quad (13)$$

The collection of JSON maps is composed of public GitHub user data taken from a release of the Zstandard project⁴. All key-value elements were cast to strings, for simplicity, and are encoded as UTF-8 bytes using a uniform distribution. Figure 3 shows the number and percentage of saved bits. The theoretical limit curve shows the maximum savable bits with nesting, i.e. eq. (13). Note that, without nesting, the theoretical limit would be that of MNIST (i.e. $\log |\mathcal{M}|!$). The method gets very close to the maximum possible savings, for various numbers of JSON maps. The rate savings were small, but these could be improved by using a better technique to encode the UTF-8 strings.

Assuming \mathcal{J} represents the JSON map in \mathcal{M} with the largest number of key-value pairs, and that the time complexity of comparing two JSON maps is $\mathcal{O}(|\mathcal{J}|)$, the complexity of the four BST operations for the *outer* multiset is $\mathcal{O}(|\mathcal{M}||\mathcal{J}| \log |\mathcal{M}|)$. The overall expected time complexity for both encoding and decoding is therefore $\mathcal{O}(|\mathcal{M}||\mathcal{J}|(\log |\mathcal{M}| + \log |\mathcal{J}|))$. We believe it may be possible to reduce this by performing the inner sampling steps in parallel, or by speeding up the JSON map comparisons.

Discussion

As discussed in [2], a sequence can be viewed as a multiset (frequency count of symbols) paired with a permutation (the order of symbols in the multiset). In this sense, our method implicitly pairs a multiset with a permutation that is incrementally built through sampling without replacement. Through this pairing, we convert a computationally intractable problem (compressing a multiset) into a tractable one (compressing a sequence), while still achieving the optimal rate. This general technique of making a compression problem easier, by augmenting the data in some way, is known as bits-back coding (see Related Work section). Other fruitful applications of bits-back coding may exist which have yet to be discovered.

The stack-like nature of ANS precludes random access to symbols in the compressed multiset, as well as streaming multiset communication, because the full multiset must

⁴<https://github.com/facebook/zstd/releases/tag/v1.1.3>

be known before encoding can begin. Methods may exist which allow streaming and/or random access, and this may be another interesting research direction.

We see a number of potential generalizations of the method we have presented. Firstly, as suggested in the introduction, the independence assumption can be relaxed: the method can also be used with an adaptive sequence compressor, as long as the implied model over symbols is *exchangeable* (that is, the probability mass function is invariant to permutations of its inputs). This condition is equivalent to the adaptive decoder not depending on the order of previously observed symbols, i.e. at each decoding step the symbol codec only has access to the *multiset* of symbols observed so far.

Two examples of distributions over multisets in which symbols are exchangeable but not i.i.d. are given in [3]. The first is multisets of symbols drawn i.i.d. from an *unknown* distribution, where the distribution itself is drawn from a Dirichlet prior. The unknown distribution is effectively learned during decoding. The second is uniformly distributed K-combinations (or submultisets) of some fixed ambient multiset. One way to generate a uniformly distributed K-combination is to sample elements without replacement from the ambient multiset. It is possible to efficiently compress K-combinations using an extension of the method in this paper, taking advantage of the fact that the ambient multiset is static and avoiding materializing it explicitly. We leave more detailed discussion of this to future work.

As well as using the method with adaptive codecs, it would also be interesting to explore applications to more elaborate multiset-like structures. For example, multigraphs, hypergraphs, and more sophisticated tree structured files, such as the JSON example in the experiments section, which may be represented as nested multisets all the way down.

Acknowledgements

Daniel Severo acknowledges support from the Vector Scholarship in AI. In preparing this research, authors affiliated to the Vector Institute were funded, in part, by the Province of Ontario, the Government of Canada through CIFAR, and companies sponsoring the Vector Institute. We would like to thank Tim Vieira, whose excellent blog post “Heaps for incremental computation” inspired the binary search tree data structure⁵. All plots were made using the Science Plots package [23].

References

- [1] Jarek Duda, “Asymmetric numeral systems,” *arXiv:0902.0271 [cs, math]*, 2009.

⁵<https://timvieira.github.io/blog/post/2016/11/21/heaps-for-incremental-computation/>

- [2] L.R. Varshney and V.K. Goyal, “Toward a source coding theory for sets,” in *2006 Data Compression Conference (DCC)*. IEEE, 2006, pp. 13–22.
- [3] Christian Steinruecken, “Compressing Combinatorial Objects,” in *2016 Data Compression Conference (DCC)*. IEEE, 2016, pp. 389–396.
- [4] Christian Steinruecken, *Lossless Data Compression*, Ph.D. thesis, University of Cambridge, 2014.
- [5] Xiao Yang and Andrew R. Barron, “Compression and predictive distributions for large alphabet iid and markov models,” in *2014 IEEE International Symposium on Information Theory*, 2014, pp. 2504–2508.
- [6] Xiao Yang and Andrew R. Barron, “Minimax compression and large alphabet approximation through poissonization and tilting,” *IEEE Transactions on Information Theory*, vol. 63, no. 5, pp. 2866–2884, 2017.
- [7] Vincent Gripon, Michael Rabbat, Vitaly Skachek, and Warren J. Gross, “Compressing multisets using tries,” in *2012 IEEE Information Theory Workshop*, 2012, pp. 642–646.
- [8] Christian Steinruecken, “Compressing Sets and Multisets of Sequences,” *IEEE Transactions on Information Theory*, vol. 61, no. 3, pp. 1485–1490, 2015.
- [9] Yuriy A. Reznik, “Coding of sets of words,” in *2011 Data Compression Conference (DCC)*. IEEE, 2011, pp. 43–52.
- [10] Madeleine Barowsky, Alexander Mariona, and Flavio P. Calmon, “Predictive coding for lossless dataset compression,” in *IEEE International Conference on Acoustics, Speech and Signal Processing (ICASSP)*, 2021, pp. 1545–1549.
- [11] Brendan J. Frey, *Bayesian Networks for Pattern Classification, Data Compression, and Channel Coding*, Ph.D. thesis, University of Toronto, 1997.
- [12] James Townsend, Thomas Bird, and David Barber, “Practical lossless compression with latent variables using bits back coding,” in *International Conference on Learning Representations (ICLR)*, 2019.
- [13] Friso H. Kingma, Pieter Abbeel, and Jonathan Ho, “Bit-Swap: Recursive Bits-Back Coding for Lossless Compression with Hierarchical Latent Variables,” in *International Conference on Machine Learning*, Oct. 2019.
- [14] James Townsend, Thomas Bird, Julius Kunze, and David Barber, “HiLLoC: Lossless image compression with hierarchical latent variable models,” in *International Conference on Learning Representations (ICLR)*, 2020.
- [15] James Townsend and Iain Murray, “Lossless compression with state space models using bits back coding,” in *Neural Compression: From Information Theory to Applications – Workshop at ICLR*, 2021.
- [16] Yangjun Ruan, Karen Ullrich, Daniel Severo, James Townsend, Ashish Khisti, Arnaud Doucet, Alireza Makhzani, and Chris J. Maddison, “Improving Lossless Compression Rates via Monte Carlo Bits-Back Coding,” in *International Conference on Machine Learning*, 2021.
- [17] James Townsend, “A tutorial on the range variant of asymmetric numeral systems,” *arXiv:2001.09186 [cs, math, stat]*, 2020.
- [18] Peter M. Fenwick, “A new data structure for cumulative frequency tables,” *Software: Practice and Experience*, vol. 24, no. 3, pp. 327–336, 1994.

- [19] Alistair Moffat, “An improved data structure for cumulative probability tables,” *Software: Practice and Experience*, vol. 29, no. 7, pp. 647–659, 1999.
- [20] Donald E. Knuth, *The Art of Computer Programming, Volume 3*, Addison Wesley Longman Publishing Co., Inc., 1998.
- [21] Georgy Adelson-Velsky and Evgenii Landis, “An algorithm for the organization of information,” *Soviet Mathematics Doklady*, vol. 3, pp. 1259–1263, 1962.
- [22] Rudolf Bayer, “Symmetric binary B-Trees: Data structure and maintenance algorithms,” *Acta Informatica*, vol. 1, no. 4, pp. 290–306, 1972.
- [23] John D. Garrett and Hsin-Hsiang Peng, “garrettj403/SciencePlots,” Feb. 2021.
- [24] Ian H. Witten, Radford M. Neal, and John G. Cleary, “Arithmetic coding for data compression,” *Communications of the ACM*, vol. 30, no. 6, pp. 520–540, 1987.
- [25] Fabian Giesen, “Interleaved entropy coders,” *arXiv:1402.3392 [cs, math]*, 2014.

Appendices

A Asymmetric numeral systems

The multiset compression method in this paper depends on asymmetric numeral systems (ANS) [1], a last-in-first-out, or ‘stack-like’ sequential codec. This appendix provides slightly more detail on ANS, in particular we define the encoding and decoding functions and sketch a proof of optimality. Note that compression of sequences is also solved by arithmetic coding (AC) [24], but AC is first-in-first-out, or ‘queue-like’. We give a brief overview of ANS here, as it is a critical component of our method, for more detail, see [1, 17].

Similarly to how an ‘exact’ version of AC, using infinite precision arithmetic on rational numbers in the interval $[0, 1]$, is often used to describe the method on a high level, we will describe ANS on a high level using arithmetic on arbitrarily large *natural numbers*. In practice the exact version described here would be very slow, and a ‘renormalization’ technique is used to keep the coder’s state within a fixed, finite interval (equivalently one can think of the state as unbounded, with the encoder and decoder operating only on its highest-order bits). For the sake of brevity we do not describe renormalization here, but details can be found in [1, 17].

ANS encoding works by moving information into a single, large, natural number, which we will denote s , in a reversible way so that the data and the value of s before encoding can be easily recovered. To encode a symbol x , ANS requires access to a probability distribution over x , specified by a quantized cumulative distribution function (CDF) and probability mass function (PMF). In particular, encoding requires a precision parameter N and access to what we refer to as a *forward lookup function*:

$$\text{forward_lookup}: x \mapsto (c_x, p_x), \quad (14)$$

where c_x and p_x are integers in $\{0, 1, \dots, N\}$ such that

$$\frac{c_x}{N} \equiv \sum_{y < x} D(y) \quad (15)$$

$$\frac{p_x}{N} \equiv D(x). \quad (16)$$

With these quantities in hand, the encoding function, which we denote **encode**, is

$$\text{encode}: \mathbb{N} \times \mathcal{A} \rightarrow \mathbb{N} \quad (17)$$

$$\text{encode}(s, x) := N(s \div p_x) + c_x + s \bmod p_x, \quad (18)$$

where \div denotes *integer* division, discarding any remainder.

Observe that if $s' = \text{encode}(s, x)$, using the fact that $s/p - 1 < s \div p \leq s/p$ (by the definition of \div), and $0 \leq c_x + s \bmod p_x < c_x + p_x \leq N$ (by the definition of c_x and p_x), we have

$$N \left(\frac{s}{p_x} - 1 \right) < s' < N \left(\frac{s}{p_x} + 1 \right), \quad (19)$$

which, together with eq. (16), implies that

$$\log s + \log \frac{1}{D(x)} + \log(1 - \frac{1}{s}) < \log s' < \log s + \log \frac{1}{D(x)} + \log(1 + \frac{1}{s}). \quad (20)$$

Thus for large s we have an accurate approximation

$$\log s' \approx \log s + \log \frac{1}{D(x)}; \quad (21)$$

[17] gives more detail and shows that in a standard ANS implementation, renormalization ensures that the inaccuracy of eq. (21) is bounded by 2.2×10^{-5} bits per operation, which is equivalent to one bit of redundancy for every 45,000 operations. As well as this small ‘per-symbol’ redundancy, in practical ANS implementations there are also ‘one-time’ redundancies incurred when initializing and terminating encoding. The one-time overhead is usually bounded by 16, 32 or 64 bits, depending on the implementation [17, 1].

To see that (s, x) can be recovered losslessly from the ANS state s' , observe that

$$s' \bmod N = c_x + s \bmod p_x \in [c_x, c_x + p_x). \quad (22)$$

That means that x , c_x and p_x can all be recovered from s' by binary search on all intervals $[c_x, c_x + p_x)$, for the interval containing $i := s' \bmod N$. In the worst case, this search is $O(\log |\mathcal{A}|)$, although in some cases a search can be avoided, by mathematically *computing* the required interval and symbol. Whether implemented using search or otherwise, we refer to the function which recovers x , c_x and p_x as the *reverse lookup function*:

$$\text{reverse_lookup}: i \mapsto (x, c_x, p_x). \quad (23)$$

Having recovered c_x and p_x , eq. (18) can be solved for s :

$$s = p_x \cdot (s' \div N) + s' \bmod N - c_x. \quad (24)$$

Thus **encode** has a well defined, computationally straightforward inverse, which we denote **decode**, with

$$\mathbf{decode}: \mathbb{N} \rightarrow \mathbb{N} \times \mathcal{A}. \quad (25)$$

It is possible to run the function **decode** with a *different* distribution to that which was used for the most recent **encode**. Instead of recovering the last encoded symbol, **decode** then generates a *sample* from the new distribution, in a way which is reversible, and efficient in the sense that it consumes a number of random bits close to the information content of the generated sample. This idea is central to the multiset compression method which we describe.

More practical details of ANS, including other variants, can be found in [1, 17]. There is also a ‘vectorized’ version, described in [25].

B Initial bits

This section provides detail on the *initial bits* overhead of our method.

At encoding step $n \in \{1, \dots, |\mathcal{M}|\}$, a symbol z_n is sampled without replacement from \mathcal{M} , and then encoded using $-\log D(z_n)$ bits. Sampling z_n is done with ANS as discussed in the method section. Encoding z_n can be done with any coder compatible with ANS, including ANS itself, as long as both sampling and encoding are done on the same integer state.

Sampling z_n decreases the integer state, while encoding z_n increases it. Hence, the number of bits required to represent the integer state changes at step n by approximately

$$\Delta_n = \log \frac{1}{D(z_n)} - \log \frac{1}{\Pr(z_n | z^{n-1})}. \quad (26)$$

Naively calculated, the final integer state would need approximately

$$\sum_{n=1}^{|\mathcal{M}|} \Delta_n = \log \Pr(z^{|\mathcal{M}|}) - \log D(z^{|\mathcal{M}|}) \quad (27)$$

$$= -\log \frac{|\mathcal{M}|!}{\prod_{z \in \mathcal{M}} \mathcal{M}(z)!} - \log \prod_{z \in \mathcal{M}} D(z)^{\mathcal{M}(z)} \quad (28)$$

$$= -\log \Pr(\mathcal{M}), \quad (29)$$

bits, which is exactly the information content of the multiset.

However, if the ANS state reaches zero for any n , it must be artificially increased to allow for sampling, implying the savings at step n can be *less* than $-\log \Pr(z_n | z^{n-1})$. Just as the final sequence $z^{|\mathcal{M}|}$ is completely determined by the initial ANS state,

so is the final ANS state, and hence the message length. In the worst case, unlikely symbols will be sampled from the multiset early on (i.e. for small n), wasting potential savings. In our experiments, this ‘depletion’ of s did not seem to occur. There are at least two theoretical results that corroborate these findings.

First, for a fixed multiset \mathcal{M} we can easily show that the expected change in message length Δ_n is always non-negative:

$$\mathbb{E}\Delta_n = \mathbb{E}[-\log D(z_n)] + \mathbb{E} \log \Pr(z_n | z^{n-1}) \quad (30)$$

$$= H(z_n) + D_{\text{KL}}(P \| D) - H(z_n | z^{n-1}) \quad (31)$$

$$= I(z_n; z^{n-1}) + D_{\text{KL}}(P \| D) \quad (32)$$

$$\geq 0, \quad (33)$$

where P is the marginal distribution $P(z_n) = \Pr(z_n)$.

Second, since z^n is an *exchangeable* process, then it is also *stationary*, therefore $H(z_n) = H(z_{n-1})$ as well as $P(z_n) = P(z_{n-1})$. Finally, eq. (31) together with

$$H(z_n | z_{n-1}, \dots, z_2, z_1) \leq H(z_n | z_{n-1}, \dots, z_2) \quad (34)$$

$$= H(z_{n-1} | z_{n-2}, \dots, z_1), \quad (35)$$

implies that

$$\mathbb{E}\Delta_n \geq \mathbb{E}\Delta_{n-1}. \quad (36)$$

This suggests that the only time the state is likely to be empty is at the very beginning of encoding, i.e. the initial bits overhead is a *one-time* overhead.