

Imitate The World: A Search Engine Simulation Platform

Yongqing Gao*
gaoyongqing@smail.nju.edu.cn
Nanjing University
China

Guangda Huzhang*
guangda.hzgd@alibaba-inc.com
Alibaba Group
China

Weijie Shen
shenweijie93@smail.nju.edu.cn
Nanjing University
China

Yawen Liu
liuyw@smail.nju.edu.cn
Nanjing University
China

Wen-Ji Zhou
eric.zwj@alibaba-inc.com
Alibaba Group
China

Qing Da
daqing.dq@alibaba-inc.com
Alibaba Group
China

Dan Shen
dan.sd@koubei.com
Alibaba Group
China

Yang Yu
yuy@nju.edu.cn
Nanjing University
China

ABSTRACT

Recent E-commerce applications benefit from the growth of deep learning techniques. However, we notice that many works attempt to maximize business objectives by closely matching offline labels which follow the supervised learning paradigm. This results in models obtain high offline performance in terms of Area Under Curve (AUC) and Normalized Discounted Cumulative Gain (NDCG), but cannot consistently increase the revenue metrics such as purchases amount of users. Towards the issues, we build a simulated search engine AESim that can properly give feedback by a well-trained discriminator for generated pages, as a dynamic dataset. Different from previous simulation platforms which lose connection with the real world, ours depends on the real data in AliExpress Search: we use adversarial learning to generate virtual users and use Generative Adversarial Imitation Learning (GAIL) to capture behavior patterns of users. Our experiments also show AESim can better reflect the online performance of ranking models than classic ranking metrics, implying AESim can play a surrogate of AliExpress Search and evaluate models without going online.

CCS CONCEPTS

• **Applied computing** → **Online shopping**; • **Computing methodologies** → **Simulation evaluation**; **Machine learning**.

KEYWORDS

Learning-To-Rank, Simulation Evaluation, Dynamic Dataset

*Both authors contributed equally to the paper.

Permission to make digital or hard copies of all or part of this work for personal or classroom use is granted without fee provided that copies are not made or distributed for profit or commercial advantage and that copies bear this notice and the full citation on the first page. Copyrights for components of this work owned by others than ACM must be honored. Abstracting with credit is permitted. To copy otherwise, or republish, to post on servers or to redistribute to lists, requires prior specific permission and/or a fee. Request permissions from permissions@acm.org.

Woodstock '18, June 03–05, 2018, Woodstock, NY

© 2018 Association for Computing Machinery.

ACM ISBN 978-1-4503-XXXX-X/18/06... \$15.00

<https://doi.org/10.1145/1122445.1122456>

ACM Reference Format:

Yongqing Gao, Guangda Huzhang, Weijie Shen, Yawen Liu, Wen-Ji Zhou, Qing Da, Dan Shen, and Yang Yu. 2018. Imitate The World: A Search Engine Simulation Platform. In *Woodstock '18: ACM Symposium on Neural Gaze Detection, June 03–05, 2018, Woodstock, NY*. ACM, New York, NY, USA, 5 pages. <https://doi.org/10.1145/1122445.1122456>

1 INTRODUCTION

With increasing research activities in deep learning theory and practices, Learning-to-Rank (LTR) solutions rapidly evolve in many real-world applications. As the main component of an online system in E-commerce, LTR models strongly connect to the business profit. However, industrial LTR studies meet two stubborn issues. First, as the recent RecSys work [8] reveals, many works cannot be perfectly reproduced. Second, even we successfully reproduce the performances of proposed methods in a specified task, it is hard to promise the same performance in another task, as well as in the online environments. Therefore, it is desired for researchers to have a public platform for E-commerce LTR evaluation.

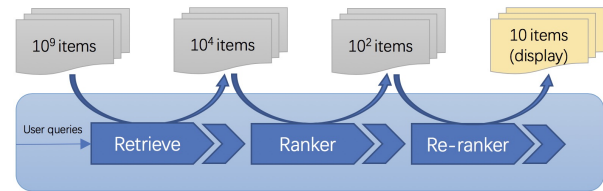


Figure 1: A typical process of an industrial search engine.

A typical process of industrial search engines contains three stages to produce a display list from a user query. A search engine first retrieves related items with intend of the user (i.e. the user query), then the *ranker* ranks these items by a fine-tuned deep LTR model, finally, the *re-ranker* rearranges the order of items to achieve some businesses goals such as diversity and advertising. Our proposed simulation platform AESim contains these three stages. We replace queries with category indices in our work, therefore AESim can retrieve items from a desensitized items database by the

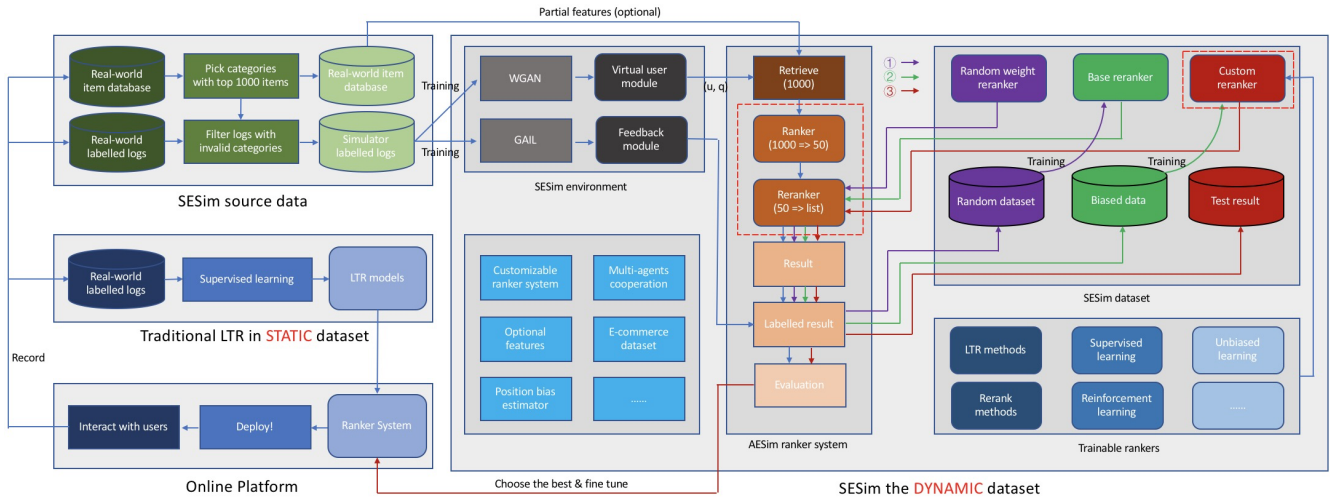


Figure 2: The workflow of AESim.

category index. After that, a customizable ranker and a customizable re-ranker produce the final item list. AESim allows us to study joint learning of multiple models, we left it as future work and focus on the correct evaluation for a single model.

Besides the set of real items, two important modules make AESim vividly reflect the behaviors of real users. *Virtual user module* aims at generating embeddings of virtual users and their query, and it follows the paradigm of Wasserstein Generative Adversarial Network with Gradient Penalty (WGAN-GP). *Feedback module* inputs the display list and the information of the user, then outputs the feedback of users on the display list. To model the decision process of users, we train the feedback module by Generative Adversarial Imitation Learning (GAIL). For diversifying behaviors, we consider clicking and purchasing, which are two of the most important feedback of users in E-commerce.

The contribution of AESim includes:

- As far as we know, AESim is the first E-commerce simulation platform generated by imitating real-world users.
- AESim can be used as a fair playground for future studies on E-commerce LTR researches.
- Our online A/B testings show that AESim can reflect online performance without online interaction.

2 RELATED WORKS

Generally, most Learning-to-rank (LTR) models are partitioned into three groups: point-wise models, pair-wise models, and list-wise models. These methods have different forms of loss functions. Point-wise models [7, 12, 17] focus on an individual classification or regression task. The loss of pair-wise models [4, 5, 15, 18, 20] include pairs of scored items, and it is computed by the relative relationship of their scores and labels. List-wise models [1, 6, 24, 25] score items to optimize the holistic metrics of lists. Practically, all these models give item scores and the online system will rank items straightforwardly by the scores. However, evaluating models by historical data is problematic, which may lead the online-offline inconsistency [3, 13, 19, 21, 22].

To correctly evaluate a model without going online, a simulation platform is necessary to give a dynamic response for a newly generated list. There are several simulation platform for search engines and recommender systems, such as Virtual-Taobao [23], RecSim [14] and RecoGym [21]. However, Virtual-Taobao cannot give an evaluation for a complete list. RecSim and RecoGym can evaluate reinforcement learning models, but they lose the connection to real-world application. Our model follows generative adversarial imitation learning (GAIL) [10], which has been examined to be a better choice for imitation learning [9, 11, 23], to learn the patterns of real users.

3 THE PROPOSED FRAMEWORK

AESim includes an item database, a virtual user module, a feedback module, a customizable ranker system, and generated datasets. It can test LTR algorithms with a straightforward evaluation and can test de-biasing methods in a pure offline environment. The item database contains millions of selected active items and these items are categorized with their category indices. To train and evaluate a ranker model, AESim first prepares the training set and the testing set of labeled lists by the virtual user module (generate queries), a complete ranker system (generate final lists), the feedback module (generate feedback of virtual users). With the training set, we can train new ranker models and produce results for the testing set. Finally, we use the feedback module again to examine the true performance of the ranker model.

3.1 Virtual User Module

Virtual User Module contains a generator and a discriminator which are trained following WGAN-GP. The generator aims at generating features of users and his query which are similar to the real records. The discriminator tries to distinguish the fake(generated) and real pairs of users and queries and guides the generator to reach its

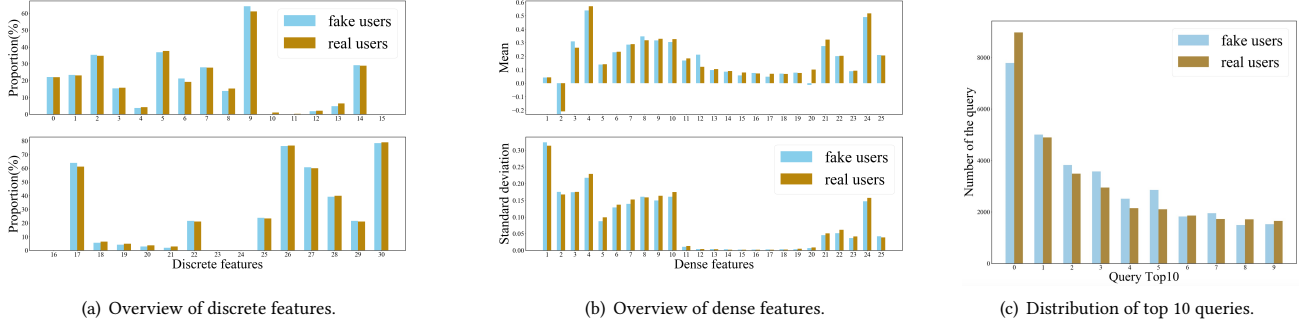


Figure 3: The simulation effect of AESim.

objective. The loss function of the discriminator is

$$L(\theta_D) = (\mathbb{E}_{\tilde{x} \sim \mathbb{P}_f^{\theta_G}} [D(\tilde{x}|\theta_D)] - \mathbb{E}_{x \sim \mathbb{P}_r} [D(x|\theta_D)]) + \lambda \mathbb{E}_{\hat{x} \sim \mathbb{P}_f^{\theta_G} \cup \mathbb{P}_r} [(\|D(\hat{x}|\theta_D)\|_2 - 1)^2] \quad (1)$$

The generator tries to minimize the following loss:

$$L(\theta_G) = -\mathbb{E}_{\tilde{x} \sim \mathbb{P}_f^{\theta_G}} [\log(D(\tilde{x}|\theta_D))] \quad (2)$$

Sample \tilde{x} is generated by the generator and $\mathbb{P}_f^{\theta_G}$ is the distribution of outputs of the generator with parameters θ_G , and sample x is the real sample from the real sample distribution \mathbb{P}_r . The third term in Equation 1 is the core trick of WGAN-GP. In our design, the structure of the evaluator and the generator are multi-layer perceptions with hidden layer sizes [128, 64, 32]. To visualize the similarity between real data and generated data, we plot the distribution of features of users in Figure 3. On the other hand, we consider the joint distribution of users and queries and use TSNE to plot them in a plane. Figure 4 shows the generated data have similar patterns to the real data. Both figures imply our generated virtual users can hardly be distinguished from real users.

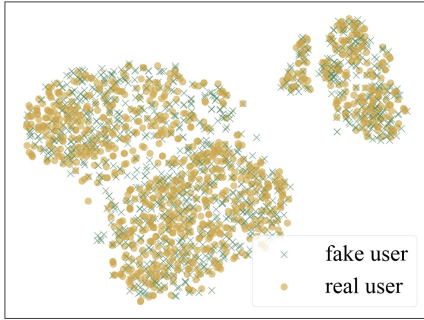


Figure 4: A typical process of an industrial search engine.

3.2 Ranker System of AESim

The process of ranking in AESim is similar to real search engines. After the virtual user module generates a user-query pair, the ranker

system inside AESim starts to compute the final display list. First, it retrieves 1000 items from the item dataset with the query, which is translated into the category index in our work. Then, the ranker (a point-wise model) scores the items and sends the top 50 of them to the re-ranker, and the re-ranker decides the final order of items. Finally, AESim evaluates the output of the ranker system by the feedback module.

3.3 Feedback Module

Our feedback module has a classic sequence-to-sequence structure and rewards each item by imitating the behaviors of real users. We train its parameters follows GAIL: a discriminator is included to distinguish how the generated behaviors are close to the behaviors of real users. In our work, we also try to use WGAN-GP to generate feedback. The outputs of the feedback module following GAIL are much more similar to real behaviors than the one following WGAN-GP. In GAIL, the gradient of discriminator has the following form:

$$\hat{\mathbb{E}}_{\tau_f^{\theta_G}} [\nabla_{\theta_D} \log(D(s, a|\theta_D))] + \hat{\mathbb{E}}_{\tau_r} [\nabla_{\theta_D} \log(1 - D(s, a|\theta_D))] \quad (3)$$

Here $\tau_f^{\theta_G}$ is the generated trajectory with parameters θ_G and τ_r is the real trajectory. State s and action a are included in the trajectories. The parameters of generator θ_G is updated with reward function $\log(D(s, a|\theta_D))$ using the TRPO rule.

Compared to previous simulation platforms, ours has a significantly similar purchase trend to real-world applications. Figure 5 shows the conversion rate of the purchase at each position with the real feedback and the generated feedback. This property motivates ranker systems to put better items at the top.

3.4 Dataset Preparation

To build the dataset for model training and testing, we further need rankers which help the ranker system produce the initial dataset. We first use a *random weight ranker* to generate a random training set for training a *base ranker*. Then we use a base ranker to generate the final training dataset and testing dataset for model evaluation. An important benefit of the above steps is that we can reproduce the sample selection bias issue of offline data.

The training set in AESim is the same as the traditional static dataset for supervised learning models. The main difference appears

Method	No de-biasing				De-biasing			
	GAUC	NDCG	MAP	AESim	GAUC	NDCG	MAP	AESim
Point-wise	0.806283	0.623264	0.025052	0.003089	0.805345	0.620394	0.024876	0.003074
Pair-wise	0.805478	0.621492	0.024959	0.003080	0.804045	0.618290	0.024746	0.003084
ListMLE	0.799506	0.626811	0.025345	0.002984	0.794266	0.629366	0.025500	0.002952
Group-wise	0.806052	0.622164	0.025001	0.003052	0.805424	0.619805	0.024861	0.003075
DLCM	0.807749	0.634064	0.025770	0.002657	0.807156	0.633718	0.025757	0.002615

Table 1: The model results in AESim.

	AESim	Day 1	Day 2	Day 3	Day 4	Day 5	Day 6	Day 7	Day 8	Day 9	Day 10
Point-wise	+0.00%	+0.54%	+0.59%	+1.11%	+0.70%	+0.62%	+1.15%	+0.29%	-0.24%	+0.12%	+0.31%
Pair-wise	-0.26%	-0.39%	-0.05%	+1.02%	+0.25%	+0.39%	+1.34%	+0.86%	-0.60%	-0.19%	-0.85%
ListMLE	-1.00%	-2.15%	-1.51%	-0.29%	-1.46%	-2.57%	-2.17%	-2.24%	-2.83%	-2.32%	-3.81%
DLCM	-17.1%	-1.34%	-0.42%	+0.19%	-1.52%	-2.72%	-1.39%	-1.95%	-0.31%	-0.48%	-1.36%

Table 2: Online performance and AESim evaluations of models.

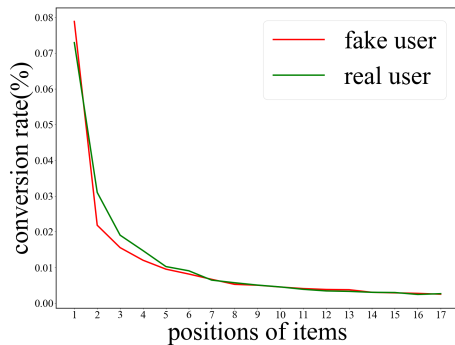


Figure 5: The purchase trend of users at each position in real and fake scenarios.

in the testing phase: AESim can give accurate response for any newly generated list, but static dataset can only use the old feedback from old lists, where the order of items is already changed.

4 EXPERIMENT

Offline Testing. We test a point-wise method with a cross-entropy loss, a pair-wise method with a logistic loss [5], the listMLE [1], and the group-wise scoring framework [2] (GSF) in AESim, where all these methods use the same MLP (note that GSF contains several isomorphic MLP). We further add DLCM which is expected to have a high offline performance for its complicated structure.

To include the de-biasing methods, we proceed with a simulation in AESim to swap the first item and the k -th items, then observe the change of conversion rate to determine the value of position bias [16]. After that, some of the above methods can add an inverse

propensity score to remove the influence brought by position bias. It can be observed in Table 1 that GAUC, NDCG and MAP have similar preferences for models but AESim scores give different orders. Especially, DLCM gets the highest GAUC but obtains low AESim scores, which implies that a model with high GAUC may fail to optimize the online performance.

Online Testing. To examine that AESim correctly evaluates the models, we put the point-wise model, the pair-wise model, and the ListMLE in our online system. Each model needs to serve a non-overlapping random portion of search queries as a re-ranker. Roughly, each model serves millions of users and produces millions of lists per day. Due to the daily dramatic change of online environments, the difference gap may perform unstably so that we need to consider the overall performance of models. The ten days result in Table 2 shows the consistency with our offline evaluation for the point-wise model, the pair-wise model, and the ListMLE. However, DLCM is evaluated extremely poor in AESim and its performance is not that bad when serves online. Therefore, we suggest considering AESim as a rough judgment for a model, which may have a gap with the actual performance.

5 CONCLUSION

We propose an E-Commerce search engine simulation platform for model examinations, which was a missing piece to connect evaluations of LTR researches and business objectives of real-world applications. AESim can examine models in the simulation E-commerce environment with dynamic responses, and its framework can be easily extended to other scenarios that items and users have different features. We hope to see the development of a dynamic dataset that facilitates industrial LTR researches in the future.

REFERENCES

- [1] Qingyao Ai, Keping Bi, Jiafeng Guo, and W Bruce Croft. 2018. Learning a deep listwise context model for ranking refinement. In *The 41st International ACM SIGIR Conference on Research & Development in Information Retrieval*. ACM, 135–144.
- [2] Qingyao Ai, Xuanhui Wang, Sebastian Bruch, Nadav Golbandi, Michael Bendersky, and Marc Najork. 2019. Learning Groupwise Multivariate Scoring Functions Using Deep Neural Networks. In *Proceedings of the 2019 ACM SIGIR International Conference on Theory of Information Retrieval*. ACM, 85–92.
- [3] Joeran Beel, Marcel Genzmeier, Stefan Langer, Andreas Nürnberger, and Bela Gipp. 2013. A comparative analysis of offline and online evaluations and discussion of research paper recommender system evaluation. In *Proceedings of the international workshop on reproducibility and replication in recommender systems evaluation*. 7–14.
- [4] Christopher JC Burges. 2010. From ranknet to lambdarank to lambdamart: An overview. *Learning* 11, 23-581 (2010), 81.
- [5] Christopher J. C. Burges, Tal Shaked, Erin Renshaw, Ari Lazier, Matt Deeds, Nicole Hamilton, and Gregory N. Hullender. 2005. Learning to rank using gradient descent. In *Machine Learning, Proceedings of the Twenty-Second International Conference (ICML 2005)*. 89–96. <https://doi.org/10.1145/1102351.1102363>
- [6] Zhe Cao, Tao Qin, Tie-Yan Liu, Ming-Feng Tsai, and Hang Li. 2007. Learning to rank: from pairwise approach to listwise approach. In *Machine Learning, Proceedings of the Twenty-Fourth International Conference (ICML 2007), Corvallis, Oregon, USA, June 20-24, 2007*. 129–136. <https://doi.org/10.1145/1273496.1273513>
- [7] David Cossock and Tong Zhang. 2008. Statistical Analysis of Bayes Optimal Subset Ranking. *IEEE Trans. Information Theory* 54, 11 (2008), 5140–5154. <https://doi.org/10.1109/TIT.2008.929939>
- [8] Maurizio Ferrari Dacrema, Paolo Cremonesi, and Dietmar Jannach. 2019. Are we really making much progress? A worrying analysis of recent neural recommendation approaches. In *Proceedings of the 13th ACM Conference on Recommender Systems*. 101–109.
- [9] Chelsea Finn, Sergey Levine, and Pieter Abbeel. 2016. Guided cost learning: Deep inverse optimal control via policy optimization. In *International Conference on Machine Learning*. 49–58.
- [10] Ian J. Goodfellow, Jean Pouget-Abadie, Mehdi Mirza, Bing Xu, David Warde-Farley, Sherjil Ozair, Aaron C. Courville, and Yoshua Bengio. 2014. Generative Adversarial Nets. In *Annual Conference on Neural Information Processing Systems 2014, December 8-13 2014, Montreal*. 2672–2680.
- [11] Jonathan Ho and Stefano Ermon. 2016. Generative Adversarial Imitation Learning. In *Annual Conference on Neural Information Processing Systems 2016, December 5-10, 2016, Barcelona, Spain*. 4565–4573.
- [12] Yifan Hu, Yehuda Koren, and Chris Volinsky. 2008. Collaborative filtering for implicit feedback datasets. In *2008 Eighth IEEE International Conference on Data Mining*. Ieee, 263–272.
- [13] Guangda Huzhang, Zhen-Jia Pang, Yongqing Gao, Yawen Liu, Weijie Shen, Wen-Ji Zhou, Qing Da, An-Xiang Zeng, Han Yu, Yang Yu, et al. 2020. AliExpress Learning-To-Rank: Maximizing Online Model Performance without Going Online. *arXiv preprint arXiv:2003.11941* (2020).
- [14] Eugene Ie, Chih-wei Hsu, Martin Mladenov, Vihan Jain, Sanmit Narvekar, Jing Wang, Rui Wu, and Craig Boutilier. 2019. RecSim: A Configurable Simulation Platform for Recommender Systems. *arXiv preprint arXiv:1909.04847* (2019).
- [15] Thorsten Joachims. 2002. Optimizing search engines using clickthrough data. In *Proceedings of the Eighth ACM SIGKDD International Conference on Knowledge Discovery and Data Mining, July 23-26, 2002, Edmonton, Alberta, Canada*. 133–142. <https://doi.org/10.1145/775047.775067>
- [16] Thorsten Joachims, Adith Swaminathan, and Tobias Schnabel. 2017. Unbiased learning-to-rank with biased feedback. In *Proceedings of the Tenth ACM International Conference on Web Search and Data Mining*. 781–789.
- [17] Ping Li, Christopher J. C. Burges, and Qiang Wu. 2007. McRank: Learning to Rank Using Multiple Classification and Gradient Boosting. In *Proceedings of the Twenty-First Annual Conference on Neural Information Processing Systems, Vancouver, British Columbia, Canada, December 3-6, 2007*. 897–904.
- [18] Huiqiang Mao, Yanzi Li, Chenliang Li, Di Chen, Xiaoqing Wang, and Yuming Deng. 2020. PARS: Peers-Aware Recommender System. In *Proceedings of The Web Conference 2020 (Taipei, Taiwan) (WWW '20)*. Association for Computing Machinery, New York, NY, USA, 2606–2612. <https://doi.org/10.1145/3366423.3380013>
- [19] Sean M McNee, John Riedl, and Joseph A Konstan. 2006. Being accurate is not enough: how accuracy metrics have hurt recommender systems. In *CHI'06 extended abstracts on Human factors in computing systems*. 1097–1101.
- [20] Steffen Rendle, Christoph Freudenthaler, Zeno Gantner, and Lars Schmidt-Thieme. 2012. BPR: Bayesian personalized ranking from implicit feedback. *arXiv preprint arXiv:1205.2618* (2012).
- [21] David Rohde, Stephen Bonner, Travis Dunlop, Flavian Vasile, and Alexandros Karatzoglou. 2018. Recogym: A reinforcement learning environment for the problem of product recommendation in online advertising. *arXiv preprint arXiv:1808.00720* (2018).
- [22] Marco Rossetti, Fabio Stella, and Markus Zanker. 2016. Contrasting offline and online results when evaluating recommendation algorithms. In *Proceedings of the 10th ACM conference on recommender systems*. 31–34.
- [23] Jing-Cheng Shi, Yang Yu, Qing Da, Shi-Yong Chen, and An-Xiang Zeng. 2019. Virtual-taobao: Virtualizing real-world online retail environment for reinforcement learning. In *Proceedings of the AAAI Conference on Artificial Intelligence*, Vol. 33. 4902–4909.
- [24] Fen Xia, Tie-Yan Liu, Jue Wang, Wensheng Zhang, and Hang Li. 2008. Listwise approach to learning to rank: theory and algorithm. In *Machine Learning, Proceedings of the Twenty-Fifth International Conference (ICML 2008), Helsinki, Finland, June 5-9, 2008*. 1192–1199. <https://doi.org/10.1145/1390156.1390306>
- [25] Runlong Yu, Qi Liu, Yuyang Ye, Mingyue Cheng, Enhong Chen, and Jianhui Ma. 2020. Collaborative List-and-Pairwise Filtering from Implicit Feedback. *IEEE Transactions on Knowledge and Data Engineering* (2020).