

Reed-Muller Identification

Mattia Spandri, Roberto Ferrara, Christian Deppe
Institute of Communication Engineering
Technical University of Munich, Munich, Germany
{roberto.ferrara,christian.deppe}@tum.de

Abstract—Ahlsweide and Dueck identification has the potential of exponentially reducing traffic or exponentially increasing rates in applications where a full decoding of the message is not necessary and, instead, a simple verification of the message of interest suffices. However, the proposed constructions can suffer from exponential increase in the computational load at the sender and receiver, rendering these advantages unusable. This has been shown in particular to be the case for a construction achieving identification capacity based on concatenated Reed-Solomon codes. Here, we consider the natural generalization of identification based on Reed-Muller codes and we show that, although without achieving identification capacity, they allow to achieve the advantages mentioned above without much computational penalty.

Index Terms—Identification, Ahlsweide, Dueck, verifier, encoder, Reed-Solomon, Reed-Muller, latency, computation complexity

I. INTRODUCTION

Ahlsweide and Dueck’s identification is a different communication paradigm from Shannon’s transmission that promises and exponential larger capacity, or equivalently an exponential reduction in channel uses, at the trade-off of only allowing an hypothesis test at the receiver instead of a full decoding [AD89b]. Identification capacity on a noisy channel can be achieved by concatenating a capacity-achieving identification code for the noiseless channel with a capacity achieving transmission code for the noisy channel [AD89b]. In other words, it is enough to correct the channel first and then apply some pre and post processing. One way to do this is to send a challenge [AD89a], [MK06], [DDF20], [FTFB⁺21], as explained below. To each identity (sometimes still called message) is associated a function and the goal of identification is translated into trying to verify that the functions/identities chosen at the sender and the receiver are the same. The sender creates a random challenge by picking an input r to the function at random, which we call randomness, and computing the output of the function, which we call tag, and sending the randomness-tag pair through the channel. The receiver concludes that the chosen functions are the same if when recomputing the tag on the received randomness they obtain the same tag they received. In the noiseless case, if the chosen identities are indeed the same then the receiver will make the right conclusion with unit probability; if the chosen identities are different, the receiver might still conclude that the identities are the same (false accept) when the corresponding

functions collide (coincide) on the chosen randomness, with the error probability equal to the fraction of colliding inputs. To limit this error, the number of collisions need to be limited, which makes the set of challenge-type noiseless identification codes in one to one correspondence with error-correction block codes: each codeword (a string of symbols) defines a function from symbol positions to symbol values and the distance of the code gives a bound on the false-accept error probability [DDF20].

As common for capacity results, the achievability proof ignores the complexity of constructing the code and complexity of the encoder and decoder. In particular, since identification promises an exponential increase in the rates, even simply reading the chosen identity will incur some penalty. In previous works [DDF20], [FTFB⁺21], we analyzed the time spent computing the tag and the false accept error probability for a capacity-achieving noiseless identification codes based on concatenated Reed-Solomon codes [VW93]. The functions associated to the resulting Reed-Solomon identification code are none other than the polynomials defining the codewords in the polynomial encoding of Reed-Solomon error correction codes. The result from those works was that with today transmission speeds, it is generally faster to simply send the unique string defining the identity than spend the time computing the corresponding function. In order to make noiseless identification competitive in terms of latency, the use of Zech tables was necessary to speed up the computation over finite fields, however this option was limited to codes of small size, leaving the open question of finding fast identification-codes at larger sizes.

In this work, we use the natural generalization to Reed-Muller identification codes in order to increase the size of the identities without increasing the size of the finite fields we work on. We find that this limits how much we can decrease the false-accept error probability when sending a single challenge and thus we show that multiple challenges [FTFB⁺21] can be use to efficiently reduce the error without much impact on the other parameters.

The paper is structured as follows. In Section II, we quickly review Reed-Muller codes. In Section III, we show that they still cannot achieve identification capacity without concatenation. In Section IV, we discuss the implementation and show how it allows to achieve large exponential increase in rates without much latency and false-accept penalty compared to transmission. In the appendices, we describe in detail how we measured the time cost of operations in an attempt to predict

We acknowledge support from the German Federal Ministry of Education and Research (BMBF) to C. Deppe and R. Ferrara under Grant 16KIS1005.

the performance of the code.

II. REED-MULLER CODES

For our purpose it will make sense to consider q -ary rather than just binary Reed-Muller code [KLP68], [DGMW70], [MCJ73]. Let $k, m \in \mathbb{N}$ and q a prime power. Because of our application to identification, we define the $\text{RM}_q(k, m)$ Reed-Muller code as the collection of multivariate polynomials with m variables and degree at most k over \mathbb{F}_q . For this, we introduce some notation first. We define $[k] := \{0, \dots, k\}$ and $|z| := \sum_{j=1}^m z_j$ for any $z \in [k]^m$. We then push the power notation and define $r^z := \prod_{j=1}^m x_j^{z_j}$ for $r \in \mathbb{F}_q^m$. The Reed-Muller code is then defined as

$$\text{RM}_q(k, m) = \left\{ \begin{array}{l} p_w : \mathbb{F}_q^m \rightarrow \mathbb{F}_q : \\ p_w(r) = \sum_{z \in [k]^m : |z| \leq k} w_z r^z \end{array} \right\}, \quad (1)$$

where $w = \{w_z\}_{z \in [k]^m : |z| \leq k}$ are the $\binom{k+m}{m}$ coefficients in \mathbb{F}_q of the polynomial.

In case of a Reed-Muller error-correction code, namely when a Reed-Muller code is used for error correction, then every polynomial constructs a codeword by concatenating polynomial evaluations at different input points. The maximum blocklength is of course the number of possible inputs, which results in a block code with parameters

$$\left[q^m, \binom{k+m}{m}, (q-k)q^{m-1} \right]_q. \quad (2)$$

When using a block code for identification, a functional encoding is preferred so that a single letter of the codewords can be computed without computing the whole codeword [DDF20], [FTFB⁺21]. For the Reed-Muller code, this is the polynomial encoding and given an identity w , the Reed-Muller identification code at the encoder picks an input $r \in \mathbb{F} + q^m$ and produces the challenge $(r, p_w(r)) \in \mathbb{F} + q^m$, which is then sent through an channel that might need error correction via an independent transmission code. The size of the Reed-Muller identification code is the number of distinct polynomials, given in bits by

$$\log I = \binom{r+m}{m} \log q. \quad (3)$$

However, since only the challenge is sent through the channel, only a transmission of

$$\log C = (m+1) \log q \quad (4)$$

bits is needed, coming from transmitting

$$\log R = m \log q \quad \text{and} \quad \log T = \log q \quad (5)$$

bits of randomness and tag (the challenge), respectively. This results in an increase between the transmission rate r_T and the identification rate r_{ID} of

$$\frac{r_{\text{ID}}}{r_T} = \frac{\log I}{\log C} = \frac{\binom{r+m}{m}}{m+1}. \quad (6)$$

for a single Reed-Muller code, compared to $\frac{r_{\text{ID}}}{r_T} = \frac{k}{2}$ of a Reed-Solomon code [MK06], [DDF20]. If multiple n challenges are used to reduce the error, then this rate increased is reduced to $\binom{r+m}{m}/n(m+1)$, since the transmission is increased to $n \log C$ bits.

The error of the second kind of the Reed-Muller identification code is upper bounded by the maximum fraction of inputs where any two polynomials coincide, this is easily calculated from the distance of the maximum-length Reed-Muller error correction code in Eq. (2) as

$$E = 1 - \frac{(q-k)q^{m-1}}{R} = \frac{k}{q} \quad (7)$$

independent of the number of variables m and less than one for $k < q$ which is the range of parameter for which a Reed-Muller code is well defined. The error decreases as $E^n = (\frac{k}{q})^n$ with the number of challenge, since all the challenges need to be verified simultaneously.

III. CAPACITY

In order to achieve identification capacity, the noiseless identification codes need to satisfy three simple conditions [VW93]¹, which for challenge identification codes $\{T_i : [R] \rightarrow [T]\}$ translate into the following three conditions:

- 1) Randomness: asymptotically all the transmission rate is used for randomness:

$$\frac{\log T}{\log R} \rightarrow 0 \quad \Leftrightarrow \quad \frac{\log R}{\log RT} \rightarrow 1 \quad (8)$$

where $C = RT$ is the size of the challenge;

- 2) Size: asymptotically the double-exponential identification rate and the exponential randomness/transmission rate are equal:

$$\frac{\log \log I}{\log R} \rightarrow 1; \quad (9)$$

- 3) Error: asymptotically the error must go to zero

$$E = 1 - \frac{1}{R} \max_{i \neq j} d(T_i, T_j) \rightarrow 0, \quad (10)$$

where d is the Hamming distance of the two functions, namely the number of distinct outputs; this is asking that asymptotically all the functions must be perfectly distinguishable, namely their fractional/normalized distance goes to one:

$$\frac{1}{R} \max_{i \neq j} d(T_i, T_j) \rightarrow 1. \quad (11)$$

It will be most convenient to prove/require

$$\log E \rightarrow -\infty, \quad (12)$$

Even though Reed-Muller codes allow us to surpass the limitations of Reed-Solomon codes identified in [FTFB⁺21], as shown later, they are still unable to achieve identification capacity by themselves, namely without using concatenation

¹In [VW93], these conditions are called optimal for identification. However, the optimality is meant only in the sense of achieving capacity, but not in the sense of being optimal parameters at finite blocklengths.

with other codes. In the proof of this statement, we take into consideration also the use of multiple challenges, in addition to expansion of extension fields, which was ignored in previous work.

Since Reed-Muller codes contain Reed-Solomon codes as a special case, they are also able to achieve identification capacity using concatenation of multiple codes. The question is whether capacity can be achieved without concatenations, since in this case Reed-Solomon codes cannot satisfy these constraints [VW93].

A. Without expansion

We first do the analysis without expansion to illustrate the arguments. We begin with the randomness, Eq. (8), which is impossible to satisfy for Reed-Solomon codes since they have constant $\frac{\log T}{\log R} = 1$. For Reed-Muller codes it simply requires

$$m \rightarrow \infty$$

since $\frac{\log T}{\log R} = 1/m$, which is also independent of the number of challenges (adding challenges will not change the ratio of randomness and tag bits forming the challenge). From the error requirement, Eq. (12), we need to satisfy $n \log \frac{k}{q} = n \log k - n \log q \rightarrow -\infty$ which gives

$$n \log q \rightarrow \infty \quad \text{and} \quad n \log q \gg n \log k \quad (13)$$

For the size, Eq. (9), we can use the common upper bound on the binomial $\binom{a}{b} \leq \left(\frac{ea}{b}\right)^b$ where e is Euler's number. We thus bound

$$\frac{\log \log I}{n \log R} = \frac{\log \log q + \log \binom{k+m}{m}}{nm \log q} \lesssim \frac{m \log \frac{e(k+m)}{m}}{nm \log q}$$

where we used that $\log \log q / n \log q \rightarrow 0$ by Eq. (13), then for the same reason we can further bound

$$\frac{\log \frac{e(k+m)}{m}}{n \log q} = \frac{1 + \log \left(1 + \frac{k}{m}\right)}{n \log q} \lesssim \frac{\log(1+k)}{n \log q}$$

which goes to zero again by Eq. (13). The requirements cannot be satisfied simultaneously and thus Reed-Muller identification codes with multiple challenges cannot achieve the identification capacity.

B. With expansion

One feature of the concatenated Reed-Solomon codes achieving identification capacity [VW93], is that the first code is defined over \mathbb{F}_{q^α} but then each symbol is considered as a string of α symbols in \mathbb{F}_q . This allows to satisfy the randomness and size requirement, while the second Reed-Solomon code takes care of the error requirement. Here, we prove that expanding symbols in \mathbb{F}_{q^α} is still not enough to satisfy the requirements with Reed-Muller codes. We change all parameters to power of q , the expansion transforms the code as

$$\begin{aligned} & \left[(q^\alpha)^{q^\gamma}, \binom{q^\beta + q^\gamma}{q^\gamma}, (q^\alpha - q^\beta)(q^\alpha)^{q^\gamma - 1} \right]_{q^\alpha} \\ &= \left[\alpha(q^\alpha)^{q^\gamma}, \alpha \binom{q^\beta + q^\gamma}{q^\gamma}, (q^\alpha - q^\beta)(q^\alpha)^{q^\gamma - 1} \right]_q \end{aligned} \quad (14)$$

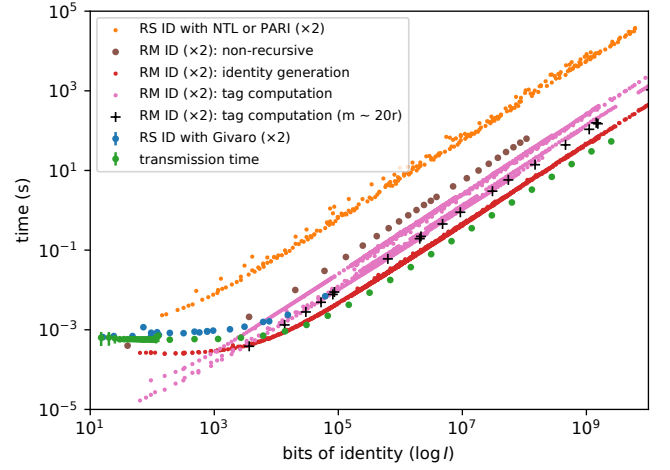


Fig. 1. Time cost of identity generation (red) and non-optimized (brown) and optimized encoding (pink and black) for Reed-Muller identification codes compared to the data from [FTFB+21]: the cost of generation and encoding for concatenated Reed-Solomon identification codes (blue and orange) and the cost of direct transmission with an experimental setup (green).

which has error

$$E = 1 - \frac{(q^\alpha - q^\beta)(q^\alpha)^{q^\gamma - 1}}{\alpha(q^\alpha)^{q^\gamma}} = \frac{\alpha q^\alpha - q^\alpha + q^\beta}{\alpha q^\alpha}$$

and thus (with n challenges and then taking the log) we need

$$2n\alpha \log q \geq n(\log \alpha + \alpha \log q) \gg \log(\alpha q^\alpha - q^\alpha + q^\beta)$$

which gives in particular

$$n\alpha \log q \gg \log \alpha, \log q, \log q^\beta \quad (15)$$

Finally, we consider the size requirement and obtain

$$\frac{\log \log I}{\log R} = \frac{\log \log q + \log \alpha + \log \binom{q^\beta + q^\gamma}{q^\gamma}}{n(\log \alpha + \alpha q^\gamma \log q)} \quad (16)$$

$$\lesssim \frac{\log \binom{q^\beta + q^\gamma}{q^\gamma}}{n\alpha q^\gamma \log q} \quad (17)$$

which follows from the denominator being larger than the dropped terms by Eq. (15). We now use the same upper bound on the binomial to obtain

$$\frac{\log \log I}{\log R} \lesssim \frac{q^\gamma \log e \frac{q^\beta + q^\gamma}{q^\gamma}}{n\alpha q^\gamma \log q} = \frac{1 + \log \frac{q^\beta + q^\gamma}{q^\gamma}}{n\alpha \log q} \quad (18)$$

$$\lesssim \frac{\log(1 + q^\beta)}{n\alpha \log q} \quad (19)$$

Thus the expansion does not help in satisfying the error and size requirements simultaneously.

IV. PERFORMANCE

While we have seen that Reed-Muller codes cannot achieve identification capacity, this does not tell us much about their practical performance at finite regimes. Indeed, they were actually successful in our goal of implementing large

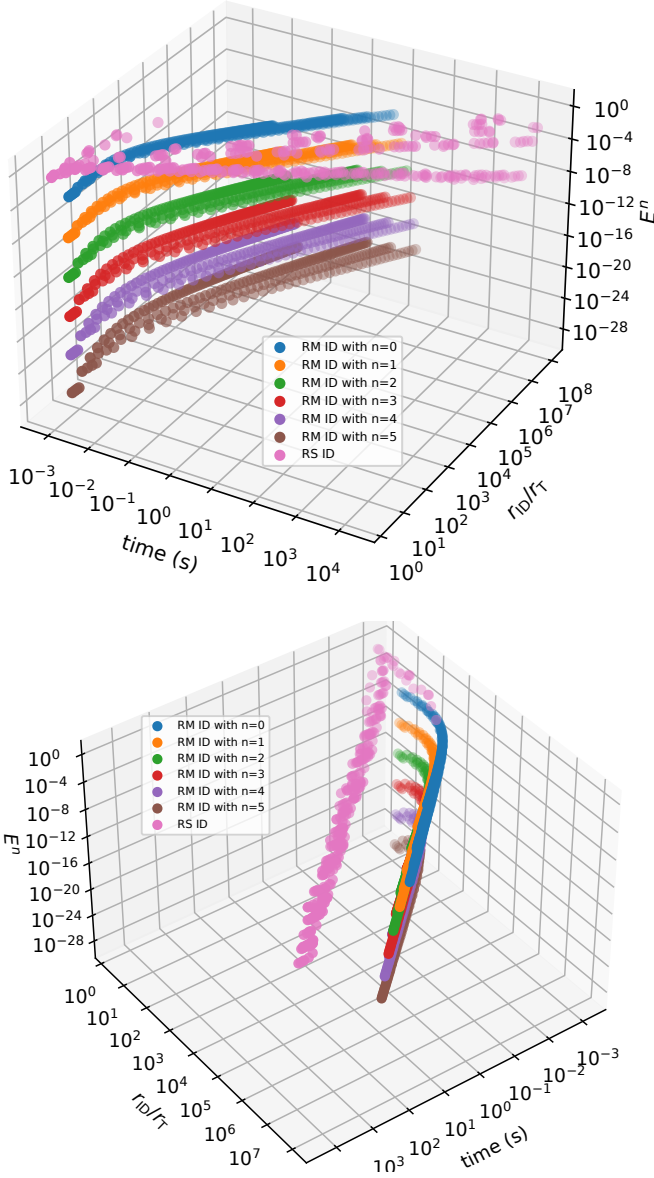


Fig. 2. Trade-off between time (generation, computation of n challenges and transmission) the error and the size of the codes (shown for $n = 1, \dots, 6$) compared to the concatenated Reed-Solomon (pink points). The increased number of challenges successfully reduces the error without meaningfully impacting the computation time. Two different angles are shown to help visualize the plot.

identification codes with end-to-end time comparable with direct transmission and arbitrarily small error, as shown in figures Figs. 1 and 2. In order to achieve this performance, a combination field size, computation optimization, and multiple challenges was used.

A. Field size

As identified in [FTFB⁺21], the largest contribution to the computation time was the actual time of addition and multiplication operations in the Sagemath implementation. Limiting the field size to $q < 2^{16}$, where Zech tables of element

logarithms are used, was the first step in achieving faster computation. As shown in Section A, this led us to addition and multiplication times essentially equal and constant across any field size $q < 2^{16}$. Thus, choosing the largest field within the constraint allows to increase the size (Eq. (3)) and lower the error (Eq. (7)). However, the bound $q < 2^{16}$ also puts a lower bound on the error with a single challenge and thus multiple n challenges need to be used to reduce the error exponentially.

B. Computational optimization

The most efficient way of computing a polynomial is clearly to have it reduced into product of irreducible polynomial. However, the cost of the reduction would also need to be factored in and sometimes reducing the polynomial is not the simplest way to reduce the number of operations. Consider for example a polynomial of degree k in a single variable. A fully reduced polynomial of the form

$$r_0 + (r - r_1)(r - r_2) \cdots (r - r_k),$$

is computed in $\sim 2k$ operations. However, the same number of operations are achieved by computing it as

$$r_0 + r(c_1 + r(c_2 + r(\dots))).$$

From a programming point of view the former might still be faster because the latter might introduce noticeable overhead and memory increase in the nesting of the expression. Still, this means that we can optimize the number of operations without needing to reduce the polynomial. Such a level of optimization as the above turned out to be actually more expensive and we ended up implementing $p_w(r)$ recursively as

$$p_w(r) = \sum_{k'=0}^k r_1^{k'} p_{w_{k'}}(r_2^m)$$

where we used the common notation $r_i^j = r_i r_{i+1} \dots r_j$ and where $w_{k'}$ denote a partition of coefficients for polynomials of degree $k - k'$ and $m - 1$ variables (in practice the various $p_{w_{k'}}(r_2^m)$ are computed sequentially and the coefficients are sequentially consumed from the list). Still, the recursion turned out to be expensive as explained later below.

The computation time of the above implementation (multiplied by two, since the tag must be computed at the sender and at the receiver) is plotted in Fig. 1 in pink and black. For comparison, the brown points are the computations time of the parameters in the black points without the optimization. The improvement is larger than the caching optimization available for finite field computation (mentioned in Section A). The collected points actually form a band rather than a line, indicating that there is room for optimization even in the choice of parameters k, m (q was already established to be optimized by taking the largest $q < 2^{16}$). Here is where we can see that the recursion still constitutes an expensive contribution for large m ; the black point are a heuristic selection of parameters satisfying $k/m \in [10, 50]$ indicating that the fastest computations happen for $k \gg m$. Section B describes a failed

attempt to analytically predict this behaviour and extract the optimal parameters.

Finally, we need to mention that the red points represent the time spend in randomly generating the identities w , the coefficients to the polynomial. The generation time originally [FTFB⁺21] was not included in the transmission time but was included in the computation time of the Reed-Solomon identification code. Here, we have timed the generation and the encoding separately since this contribution might or might not be relevant depending on the application. Since Fig. 1 is in log scale, the generation time is only a fractional contribution to the total time and does not meaningfully change the behaviour.

C. Multiple challenges

Figure 1 only shows the relationship between size and computational time. What is not shown is that while the Reed-Solomon code reduces the error as the size increase, the Reed-Muller code increases the error instead, as larger k increase the error, as per Eq. (7). As pointed out in [FTFB⁺21], multiple challenges can be used to reduce the error, essentially creating a larger challenge, at the cost of increasing computation time and increasing the bits sent. The trade-off is extremely advantageous, since the error decreases exponentially and thus only a small number of challenges is needed, keeping the computation time and transmission penalty low. This is displayed in Fig. 2 where the Reed-Muller code with a few challenges achieves points toward large size, small computation time and small error, more efficiently than the Reed-Solomon code.

V. CONCLUSION

We have shown that it is possible to implement identification with latency comparable to current transmission speeds and arbitrarily small error. Better codes might even be able to be strictly faster than transmission in end-to-end identification. In particular, Polar codes are a potential candidate as they are characterized, among other things, by fast encoding times. Future work will also focus on verifying the advantage of identification in specific applications. Overall, our work shows that identification could be an important technology in reducing traffic, load, latency in a world where the amount of data transmitted seems to eventually grow faster than capacity of the infrastructure.

APPENDIX A

FIELD ADDITIONS AND MULTIPLICATIONS

Since the choice of field sizes had extreme impact in the performance of Reed-Solomon identification codes [FTFB⁺21], we measured the time spent performing additions and multiplications at various field sizes. The results are shown in Fig. 3. The points were generated as follows by taking the means and standard deviations of 1000 estimates of addition and multiplication of pairs of elements generated at random. Each estimate in turn was generated using the Python `timeit` function with 1000 repetitions, for a total of 10^6 repetitions for each field size. As expected, for field sizes $\geq 2^{16}$ operation time

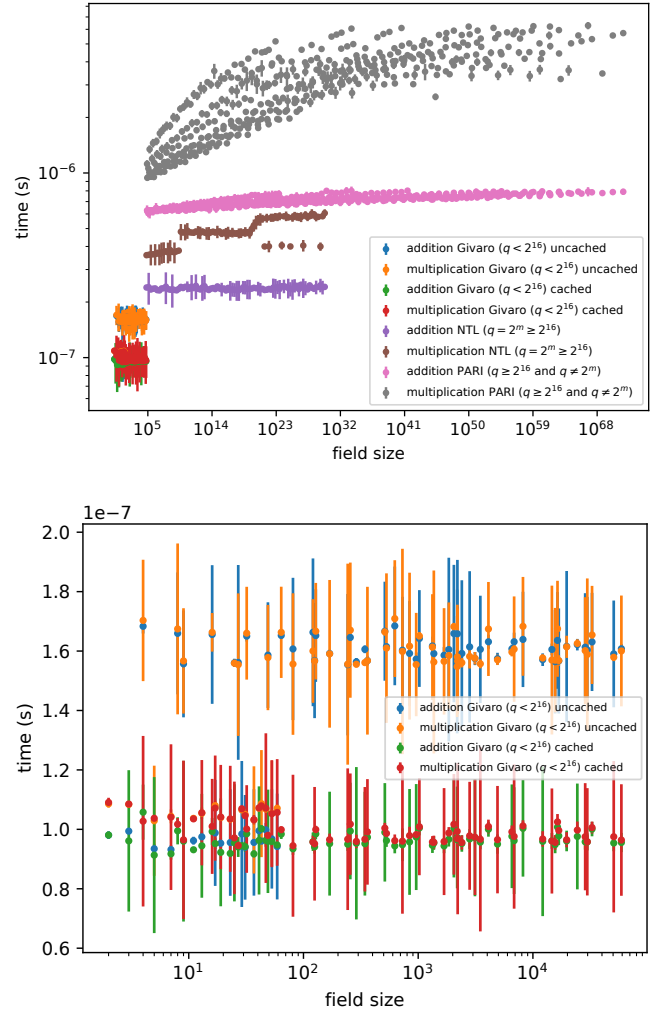


Fig. 3. Time cost of addition and multiplication for all field sizes (above) and a zoom-in for field sizes $< 2^{16}$ with and without cache (below).

increases considerably and multiplication time is noticeably larger than addition time, while multiplication and addition time is essentially the same for field sizes $< 2^{16}$.

Maybe unexpectedly, for field sizes $< 2^{16}$ we observe that the computation time does not depend on the field size. Since increasing the field size is one of the two ways we can reduce the error of the Reed-Muller identification, the other being the number of challenges, such result suggests that the optimal choice is to simply choose the largest field size below 2^{16} .

Finally, for field sizes 2^{16} an additional configuration is available which allows to cache field elements. The caching seems to improve operation times uniformly and we see that uncached operations are roughly 1.6 times slower than cached operations. As we see in Sections B and IV, there are other contributions that influence the computation time more than enabling the cache. Thus making sure that the cache is enabled is not a particularly relevant factor at the moment. We also did not investigate what is the impact in

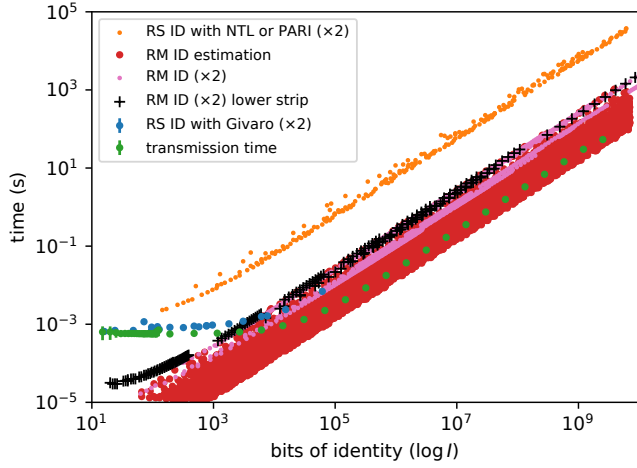


Fig. 4. Measured (black and pink) and estimated (red) time cost of Reed-Muller identification, together with the time cost of Reed-Solomon identification (orange and blue) and transmission (green) from [FTFB⁺21] for comparison.

terms of memory of enabling the cache. This may become relevant when integrating the identification code into systems with limited memory, to the point of rendering the feature counterproductive. Since enabling the cache is not a main contributor at the moment, analysing its trade-off in time and memory is left for future work.

APPENDIX B ANALYTIC TIME COMPLEXITY

We tried to estimate the time spent by the Reed-Muller identification encoder with the goal of estimating semi-analytically the best parameters in term of time, size and error. However, the analysis of this estimation did not accurately predict the best measured parameter. This is explained in detail below together with possible further improvements.

The time estimation was done by simply counting the number of additions and multiplications performed by the recursive implementation of the polynomial. Let $t_+(q)$ and $t_*(q)$ be the times of performing one addition or multiplication respectively, and let us assume that exponentiation has the same cost as multiplication. The estimated time has a simple recursive relation given by

$$C(q, m, 0) = 0 \quad C(q, 1, k) = kt_+(q) + 2kt_*(q)$$

$$\begin{aligned} C(q, m, k) &= kt_+(q) + kt_*(q) + \sum_{k' \in [k]} C(m-1, k-k') \\ &= kt_+(q) + kt_*(q) + \sum_{k' \in [k]} C(m-1, k') \end{aligned}$$

When operation time is constant $t_+(q) = t_*(q) = t$ as for fields implemented by Givaro, the above cost function satisfies

$$C(q, m, k) = tC(m, k)$$

where $C(m, k)$ is $C(q, m, k)$ calculated with $t_+ = t_* = 1$. This suggests to use the largest field size below 2^{16} in order to reduce the error and increase the size of the Reed-Muller identification code, since no penalty is incurred in choosing these fields. The analysis can then focus on finding the best parameters m and k that optimize the estimated encoding time $C(m, k)$. By induction, it is possible to show without too much work that the highest order term in $C(m, k)$ is $3 \frac{k^m}{m!}$. However, since already the exact computation of $C(m, k)$ did not lead to the desired results, we did not investigate further how well $3 \frac{k^m}{m!}$ approximates $C(m, k)$.

The estimated time plotted against the size $\log I$ is shown in the red points in Fig. 4 for $r, m = 1, \dots, 50$. The points form a band with the same slope as measured points (black and pink), suggesting that the bottom of the band could lead to optimized parameters. The band was divided in strips and the lowest strip was used for the choice of parameters measured in the black points, which however do not lie among the fastest, but rather among the slowest points of the measured parameters. We take this as an indication that $C(m, k)$ is too simple of an estimate to produce predictions that are accurate enough. More accurate estimates could be achieved by including the cost of recursion and variables assignment, which is left for future work.

REFERENCES

- [AD89a] Rudolf Ahlswede and Gunter Dueck. Identification in the presence of feedback—a discovery of new capacity formulas. *IEEE Transactions on Information Theory*, 35(1):30–36, 1989. doi:10.1109/18.42172.
- [AD89b] Rudolf Ahlswede and Gunter Dueck. Identification via channels. *IEEE Transactions on Information Theory*, 35(1):15–29, 1989.
- [DDF20] Sencer Derebeyoğlu, Christian Deppe, and Roberto Ferrara. Performance analysis of identification codes. *Entropy*, 22(10):1067, 2020. doi:10.3390/e22101067.
- [DGMW70] Philippe Delsarte, Jean-Marie Goethals, and F Jessie Mac Williams. On generalized reed-muller codes and their relatives. *Information and control*, 16(5):403–442, 1970.
- [FTFB⁺21] Roberto Ferrara, Luis Torres-Figueroa, Holger Boche, Christian Deppe, Wafa Labidi, Ullrich Mönich, and Andrei Vlad-Costin. Practical implementation of identification codes, 2021, 2107.06801. submitted to GLOBECOM 2021.
- [KLP68] T. Kasami, Shu Lin, and W. Peterson. New generalizations of the reed-muller codes—i: Primitive codes. *IEEE Transactions on Information Theory*, 14(2):189–199, 1968. doi:10.1109/TIT.1968.1054127.
- [MCJ73] James L. Massey, Daniel J. Costello, and Jorn Justesen. Polynomial weights and code constructions. *IEEE Transactions on Information Theory*, 19(1):101–110, 1973. doi:10.1109/TIT.1973.1054936.
- [MK06] Pierre Moulin and Ralf Koetter. A framework for the design of good watermark identification codes. In Edward J. Delp III and Ping Wah Wong, editors, *Security, Steganography, and Watermarking of Multimedia Contents VIII*, volume 6072, pages 565 – 574. International Society for Optics and Photonics, SPIE, 2006. doi:10.1117/12.644642.
- [VW93] S. Verdu and V. K. Wei. Explicit construction of optimal constant-weight codes for identification via channels. *IEEE Transactions on Information Theory*, 39(1):30–36, 1993. doi:10.1109/18.179339.