

AutoBERT-Zero: Evolving BERT Backbone from Scratch

Jiahui Gao¹ Hang Xu² Han Shi³ Xiaozhe Ren²
Philip L.H. Yu¹ Xiaodan Liang⁴ Xin Jiang² Zhenguo Li²

¹ The University of Hong Kong ² Huawei Noah’s Ark Lab

³ Hong Kong University of Science and Technology ⁴ Sun Yat-sen University

Abstract

Transformer-based pre-trained language models like BERT and its variants have recently achieved promising performance in various natural language processing (NLP) tasks. However, the conventional paradigm constructs the backbone by purely stacking the manually designed global self-attention layers, introducing inductive bias and thus leading to sub-optimal. In this work, we propose an Operation-Priority Neural Architecture Search (OP-NAS) algorithm to automatically search for promising hybrid backbone architectures. Our well-designed search space (i) contains primitive math operations in the intra-layer level to explore novel attention structures, and (ii) leverages convolution blocks to be the supplementary for attention structure in the inter-layer level to better learn local dependency. We optimize both the search algorithm and evaluation of candidate models to boost the efficiency of our proposed OP-NAS. Specifically, we propose Operation-Priority (OP) evolution strategy to facilitate model search via balancing exploration and exploitation. Furthermore, we design a Bi-branch Weight-Sharing (BIWS) training strategy for fast model evaluation. Extensive experiments show that the searched architecture (named **AutoBERT-Zero**) significantly outperforms BERT and its variants of different model capacities in various downstream tasks, proving the architecture’s transfer and generalization abilities. Remarkably, AutoBERT-Zero-base outperforms RoBERTa-base (using much more data) and BERT-large (with much larger model size) by 2.4 and 1.4 higher score on GLUE test set. Code and pre-trained models will be made publicly available.

1 Introduction

Benefiting from the powerful capacity of self-attention structures in transformers [36], the pre-trained language models (PLM) (*e.g.*, BERT [8], RoBERTa [23], ALBERT [21], GPT3 [3]) have achieved satisfying performance across various natural language processing (NLP) tasks [38, 29, 28, 43]. All these models are based on the fixed hand-crafted self-attention structure by varying training resources, layer numbers and inputs. The conventional paradigm constructs the backbone by stacking the manually-designed global self-attention layers. However, many recent works have pointed out that the design of self-attention structures is not optimal [20, 24, 17, 10, 13], whose inductive bias limits its performance as well as efficiency.

In particular, Dong *et al.* [10] and Gong *et al.* [13] find that repeatedly stacking self-attention results to “token-uniformity” problem, meaning that different tokens are mapped to similar latent representations, which reduces the representation power and yields performance degradation. Even though Dong *et al.* [10] claims that skip connection and multi-layer perceptions mitigate this problem, we still observe it on the BERT output (see Figure 6). Another work Reformer [19] discovered that sharing the weights for query and key does not impact the model’s performance, indicating that

redundant parameters exist in self-attention structure. In addition, ConvBERT [16] shows that local operations such as convolution helps better learn the inherent local dependencies in natural languages. Here, we raise the following questions: Does there exist more powerful and efficient attention beyond the pure query-key-value self-attention for PLM? Can we boost the model performance and efficiency by flexibly combining global attention with local operations?

To address the above fundamental challenges in the NLP field, we resort to Neural Architecture Search (NAS), which has emerged as a powerful technique to automatically find powerful models without excessive human intervention and tedious tuning. NAS utilizes a search algorithm to find the promising candidate models from a designed search space, then the evaluation result is used to facilitate subsequent search. The effectiveness of NAS is validated on many computer vision tasks (e.g., image classification [45, 22, 33], object detection [11, 40, 42]). Nevertheless, few works leverage NAS to design backbone structure for PLM. The only related works, AdaBERT [5] and DynaBERT [14] use NAS to compress the full-sized BERT into small models, while Evolved Transformer [34] searches architecture on the specific downstream task. Besides, as architectures in AdaBERT and Evolved Transformer are task-specific, those models are not applicable for general NLP tasks. Meanwhile, the searched models in DynaBERT and Evolved Transformer are still transformer-based, which does not explore more powerful attention structure.

To the best of our knowledge, searching a general PLM backbone from scratch using NAS methods has not been investigated. In this work, we propose a novel Operation-Priority Neural Architecture Search (OP-NAS) algorithm to evolve backbone architectures for PLM using a newly designed search space. Specifically, we design both intra-layer and inter-layer search spaces to prevent the inductive bias in the conventional transformer. The intra-layer search space enables finding novel self-attention mechanism, which contains primitive mathematical operations and allows the number of computation nodes (query, key and value) to vary. The inter-layer search space contains global (self-attention) and local operations (convolution) on the backbone level, which provides more flexibility in learning global and local dependencies.

Since pretraining a PLM is already quite time consuming, the computational burden of NAS for PLM is much more overwhelming than utilizing NAS on other CV tasks. Thus, it is crucial to make the NAS algorithm more efficient. To speed up model search, we propose Operation-Priority (OP) evolution strategy, which balances exploration and exploitation when selecting promising operations to escape local optimal. To facilitate model evaluation, we design Bi-branch Weight-Sharing (BIWS) training strategy, which introduces a super-net to keep track of the trained weights for both the attention structures and convolution blocks on each layer. The candidates are initialized with the weights extracted from the super-net during evaluation to prevent repeated pretraining.

Extensive experiments are conducted on the widely used Natural Language Understanding (NLU) and Question Answering (QA) benchmarks, including GLUE [38] and SQuAD [29]. The best searched architecture (named **AutoBERT-Zero**) is shown on Figure 1(c), which stacks novel searched attention structures and searched convolutions. Our AutoBERT-Zero already achieves 87.7 GLUE score when trained on the commonly used vallina pre-train task, consistently outperforming current state-of-the-art (SOTA) methods by a large margin (4.2 higher than ConvBERT, 4.1 higher than T5), while requiring fewer parameters (52.7% fewer parameters than T5). More remarkably, our AutoBERT-Zero-base surpasses RoBERTa-base (using much more data) and BERT-large (with much larger model size) by 2.4 and 1.4 higher score on GLUE test set.

Our main contributions are summarized as follows: (i) This is the first work conducting NAS to automatically search new self-attention structures and better backbones for PLM. (ii) The well-designed search space allows flexible variations in self-attention structures/input nodes/combinations of local and global operations, which enables deriving powerful architectures. (iii) The innovative OP evolution algorithm and effective BIWS training significantly accelerates the model search and

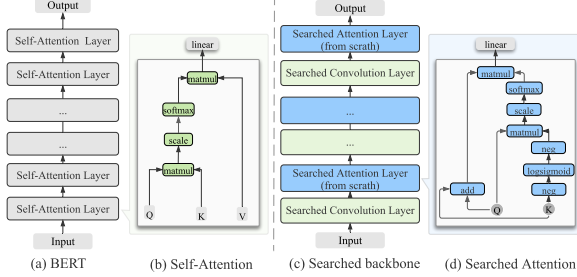


Figure 1: Comparison between BERT and our searched model. Our searched AutoBERT-Zero is a hybrid structure with convolution layers and the novel searched attention layers, whose kernel sizes and attention structures are various across different layers.

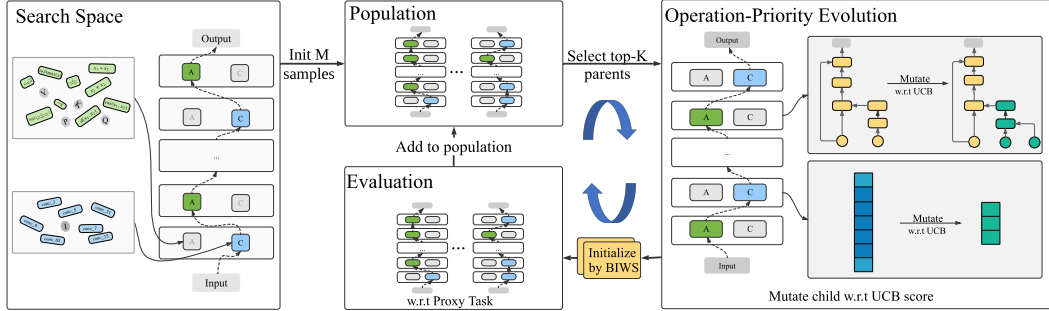


Figure 2: An overview of our OP-NAS framework for pre-trained language models. Our method directly searches better backbone architectures from scratch (using primitive operations). We propose a hierarchical search space for exploring new self-attention structures and an efficient combination of local and global dependencies. By introducing operation-priority(OP) evolution algorithm with BIWS strategy, our method efficiently searches over a wide range of the possible architectures.

evaluation in contrast to other NAS methods in the literature. (iv) Extensive downstream evaluations demonstrate the effectiveness and generalization ability of the searched model AutoBERT-Zero.

2 Related Works

Pre-trained Language Model (PLM). Recently, the transformer-like paradigm [36, 26] has dominated the research on pre-trained language models. BERT [8] achieves SOTA performance in various NLU tasks by stacking the encoder of the transformer. Later, diverse BERT variants appear. For example, UniLM [9], XLNet [41], ELECTRA [6] introduce new pre-training objectives; Synthesizer [35] considers using random matrices to replace the dot-product self-attention mechanism; ConvBERT [16] replaces part of attention heads with span-based convolution. However, to the best of our knowledge, apart from ConvBERT and Synthesizer, no other work challenges the transformer-based backbone that purely uses the dot-product self-attention module. In this work, we delve into a more general formulation of attention expression by the combination of primitive math operations.

Neural Architecture Search (NAS). Automatically discovering neural network architecture gains increasing attention recently. Early NAS methods search SOTA architectures based on reinforcement learning [45], which is computationally expensive. AmoebaNet [30] first apply the evolution algorithm for NAS for image classification. Recent NAS methods significantly speed up the search and evaluation stages by architecture parameter sharing such as ENAS [25], gradient descent on differentiable searching objectives such as DARTS [22]. More recently, AutoML-Zero [31] prove that using the basic mathematical operators can successfully develop a machine learning algorithm.

NAS for Pre-trained LM. Despite of the satisfying performance in CV fields, for pre-trained language model, NAS methods are only adopted to BERT compression. AdaBERT [5] first introduces NAS to compress BERT into small models using traditional convolution operations. However, the searched architectures are task-specific rather than general pre-trained language models. DynaBERT [14] proposes a training method allowing compression in both width and depth directions w.r.t the full-sized teacher BERT model, whose searched models are still transformer-based backbones. Orthogonal to the above methods, inspired by the view of AutoML-Zero, we design a search space containing primitive operators and propose a novel NAS method to design the backbone architecture for general pre-trained language models from scratch.

3 Methods

In this section, we present an efficient PLM architecture searching pipeline that evolves the backbone from scratch, as shown in Figure 2. We first introduce our hierarchical coarse-to-fine search space, then elaborate on our operation-priority Neural Architecture Search (OP-NAS) algorithm.

3.1 Search Space Design

We design a two-level search space for discovering novel self-attention structures as well as an overall efficient PLM backbone: (i) **intra-layer level search space** enables exploring new self-attention

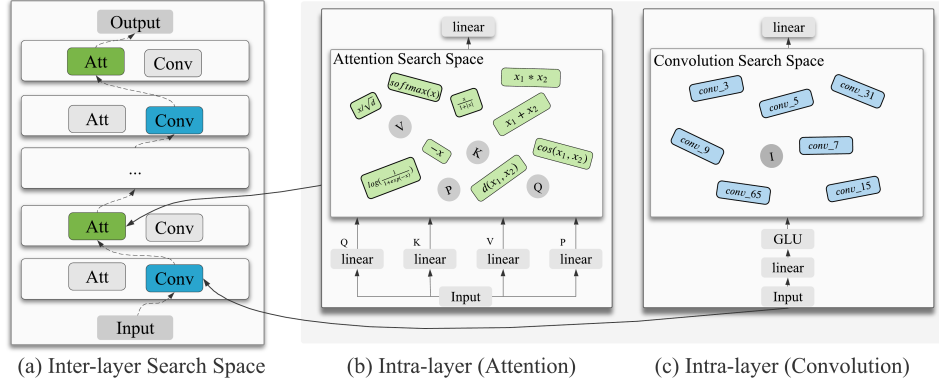


Figure 3: For intra-layer level search space, we construct self-attention operations from scratch by different primitive operations. We also search for the inter-layer level structure which incorporates suitable convolution and attention layers.

structures from primitive operation level; (ii) **inter-layer level search space** leverages global attention layers and local convolution towards an efficient combination of local and global dependencies.

3.1.1 Intra-layer Search Space

As shown in Figure 1(b), the original self-attention head can be expressed as follows:

$$\text{Attn}(X) = \sigma(XW_Q(XW_K)^T / \sqrt{d_h})XW_VW_O^T = \sigma(QK^T / \sqrt{d_h})VW_O^T, \quad (1)$$

where $X \in \mathbb{R}^{n \times d}$ is the input, σ is softmax function and self-attention layer is parametered by $W_Q^k, W_K^k, W_V^k, W_O^k \in \mathbb{R}^{d \times d_h}$ ($d_h = d/H$). The input nodes for a typical self-attention layer are calculated by three fully connected layers from the inputs, called *query* ($Q = XW_Q$), *key* ($K = XW_K$) and *value* ($V = XW_V$). We raise two questions: (a) Can we use fewer inputs (e.g., two inputs) to make the transformer more efficient? (b) Can we build a more powerful self-attention architecture by incorporating various mathematical operations?

Flexible Input Nodes. For question (a), we allow flexible number of input nodes for our self-attention architecture. More specifically, we add another input node P to construct a search space with four input nodes, where P is mapped through another linear transformation matrix from the original input. Different from the original transformers with fixed three input nodes, our intra-layer search space allows a range of 2 ~ 4 input nodes.

Primitive Operations. The key component of transformer architecture is the self-attention layer, which first generates an attention matrix, then use it to calculate the weighted sum of *values*. The attention matrix measures the similarity between the *queries* and *keys*. For question (b), we enable finding a better structure of self-attention by designing a more flexible primitive operation search space. Rather than only using $\langle \text{matmul} \rangle$ and $\langle \text{softmax} \rangle$ as in the original transformer, our primitive operation search space includes various kinds of unary element-wise functions and binary aggregation functions as shown in Table 1. The operations such as *neg*, *add* and *multiplication* can be performed on both scalar and matrix inputs.

Table 1: Mathematical primitive operations in our Intra-layer Search Space. We try to find a better self-attention structure by construct those operations in a DAG computation graph.

Type	Operation	Expression
unary	neg	$-x$
	transpose	x^T
	scale	$x / \sqrt{d_x}$
	softmax	$\text{softmax}(x)$
	logsigmoid	$\log(1 / (1 + \exp(-x)))$
	softsign	$x / (1 + x)$
binary	add	$x_1 + x_2$
	matmul	$x_1 \cdot x_2$
	cosine similarity	$\cos(x_1, x_2)$
	euclidean distance	$d(x_1, x_2)$

New Attention as a Computation Graph. As Figure 3 illustrates, we represent the new attention structure as a directed acyclic graph (DAG), which transforms input nodes into the tensor output (i.e., the output of self-attention layers) with multiple primitive operators in the intermediate graph. Note that it is possible that the dimension of the input features in the computation graph are not matched during the calculation. We examine whether every operation is legit and early reject those illegal computation graphs. We also verify that the input and output dimensions of searched attention architectures are matched to ensure layers can be stacked correctly.

3.1.2 Inter-layer Search Space

Incorporating Local Dependencies. As pointed out by [16, 39], some of the attention heads can be replaced by local operations to better learn local dependencies as well as reduce model complexity. Thus, to enable a powerful and efficient language model, we consider searching a hybrid backbone to replace the attention-only architecture by adding local operations into our inter-layer search space. Specifically, we incorporate the lightweight convolution as our candidate operation, since its effectiveness has been proven in NLP tasks such as machine translation [39]. To explore whether different reception fields are preferred for different layers, we further allow different kernel sizes ($3 \times 1, 5 \times 1, 7 \times 1, 9 \times 1, 15 \times 1, 31 \times 1, 65 \times 1$) across layers. For each convolution layer, the projected input is followed by a Gated Linear Unit (GLU) [7], as shown in Figure 3.

Macro Search Space. We adopt macro search space for the backbone architecture. Specifically, we allow each layer to have different searched self-attention structure and convolution block. Comparing with the micro (cell-based) search space adopted in previous works [22, 33], from which a cell structure is searched and the backbone is constructed by repeatedly stacking the cell, our search space is much more flexible, which has more than 10^{20} possible combinations. As a result, the searched backbone architecture is more efficient and can effectively capture both global and local contexts.

3.2 Operation-Priority Neural Architecture Search Algorithm (OP-NAS)

Since we search for new architectures from scratch in an extremely large macro search space, which involves both intra-layer and inter-layer level, our NAS algorithm must be efficient, scalable, and computationally feasible. Gradient-based search algorithms such as DARTS [22, 32] are efficient but require a specially designed fixed computational graph, which cannot fit our demand in discovering a highly-flexible architecture. Evolution algorithm (EA) [30] poses less constraints over the search space as per our request. However, directly using EA in our case leads to severe inefficiency due to the huge search space and the risk of being trapped in local optimal. To this end, we propose an operation-priority (OP) acquisition method to improve the efficiency of model search. Furthermore, we propose Bi-branch Weight-Sharing (BIWS) training strategy to boost model evaluation by preventing repeated pretraining. The details are described in Algorithm 1.

Algorithm 1 OP-NAS Algorithm.

- 1: Initialize population \mathcal{M} from search space \mathcal{A} ;
 - 2: Model evaluation in \mathcal{M} ;
 - 3: **repeat**
 - 4: $\mathcal{P} \leftarrow \text{Top-}K(\mathcal{M})$;
 - 5: **for** each parent p in \mathcal{P} **do**
 - 6: $p' \leftarrow \text{Mutation}_{\text{InterLayer}}(p)$;
 - 7: $c \leftarrow \text{Mutation}_{\text{IntraLayer}}(p', \text{UCB})$;
 - 8: Initialize c with BIWS strategy ;
 - 9: Evaluate c on the proxy task;
 - 10: **end for**
 - 11: Update \mathcal{M} with the newly evaluated children.
 - 12: Update UCB scores by Equation (2);
 - 13: **until** convergence
-

3.2.1 Operation-priority Evolution Strategy

Our OP-NAS is an evolution-based search algorithm. Specifically, it begins by randomly sampling candidate architectures and evaluating them to initialize the population \mathcal{M} . Then in every iteration, the top- K individuals in \mathcal{M} are treated as the *parents* to generate the *children* via mutation. The parent firstly follows the vanilla EA [12] to perform random mutation in the inter-layer level. However, random mutation leads to severe inefficiency when searching for attention structures in the intra-layer level, as there are many possible operation combinations and the length of attention path is unconstrained, which makes the search extremely complex.

To address the aforementioned issue, we leverage the prior information of operations when performing intra-layer mutation. The greedy assumption is that if a model performs well, then the operations in its architecture (path) are promising, which should have a higher chance to be sampled. However, the algorithm should also encourage the less frequently sampled operations to prevent getting trapped in local optimal. Thus, we introduce the upper confidence bound (UCB) [1] acquisition function, which balances exploitation and exploration to enhance the search efficiency and reduce the number of candidates that need to be evaluated. For operation i , the UCB score u_i is calculated as:

$$u_i = \mu_i + \alpha \sqrt{2 \log N / N_i} \quad (2)$$

where μ_i is the average proxy task score of the enumerated paths where operation i is included, α is the hyper-parameter controlling the level of exploration, N_i is the number of times that operation i

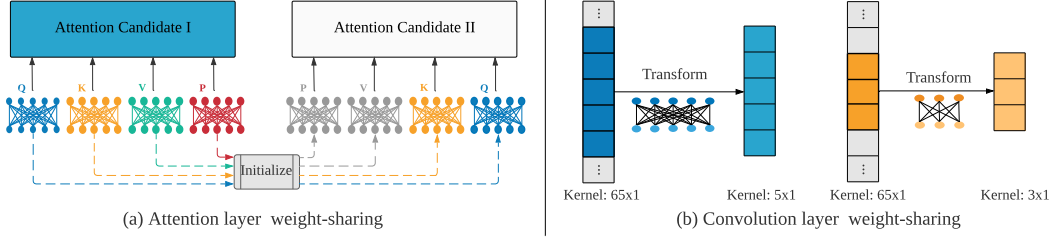


Figure 4: Illustration of our BIWS strategy. For attention layers, transformation matrices of K,Q are initialized from corresponding positions of the largest 4-node attention. For convolution layers, small kernels are initialized by the center of the largest kernel.

has been sampled and N is the total number of operations sampled in history. When the operation is infrequently sampled, the right part dominates the score function.

As opposed to other NAS methods such as DARTS [22] and ENAS [25], whose architecture path lengths are fixed, the length of our attention path is flexible and is allowed to change during the search. Thus, assigning independent probability distributions for operations at each position is not feasible, as the position may shift due to the change of path length. To tackle this problem, we model n probability distributions, where n is the length of the longest path sampled during the search. For parent path of length k , the child path is always mutated based on the first k distributions. For convolution layers, the empirical probability distribution for different kernel sizes can be directly calculated for each layer. The probabilities for operations (or kernel sizes) are calculated as: $p_1, \dots, p_n = \text{softmax}(u_1, \dots, u_n)$, where u_i represents the UCB score for operation i .

3.2.2 Bi-branch Weight-Sharing (BIWS) Training Strategy

To avoid the repeated pretraining of candidate models, we design BIWS training strategy to speed up the model evaluation. Note that even using a very reduced training scheme, evaluating one architecture by training from scratch requires 200 GPU hours. With our BIWS, the evaluation cost is greatly reduced by 80%. The main idea of our strategy is to reuse the trained model parameters in the previous round of searching. To achieve this, we first introduce a bi-branch super-net which contains the largest set of the possible candidate models: one branch contains max attention structure (4 input nodes), and the other branch contains the largest convolution structure (kernel size = 65×1). Each candidate model is initialized by the parameters fetched from the corresponding layers and positions of the super-net. In this way, we can obtain evaluation results with high fidelity after only a few epochs of fine-tuning. To enable a reusable super-net, we design the following strategies:

Convolution layer weight-sharing. Inspired by [4], we maintain the weights for the largest convolution layer (kernel size = 65×1) throughout searching, then the weights at the center position are shared to initialize the small kernels for the candidate models (as shown in Figure 4). Since the shared weights play multiple roles when they are applied to sub-kernels of various sizes, the weights in those sub-kernels should have different properties of distributions and magnitude. To this end, we introduce the kernel transformation matrices to adapt the shared weights for sub-kernels of different sizes. Specifically, different kernel transformation matrices are learnt during training for different layers, while being shared across all the channels within each layer. The weights of the sub-kernels are updated to the largest kernel in the super-net after training the candidate models in each round.

Attention layer weight-sharing. The parameters in self-attention structure lie in the linear transformation matrices for *key*, *query*, *value* and *P*. Since we only mutate parts of the computation graph in each round of searching, we can directly initialize these fully-connected layers in the child individuals using the weights extracted from the corresponding layers of the super-net.

4 Experiments

4.1 Dataset and Setting

Datasets and metrics. We first pre-train the backbone architectures using a large corpus of text data and then finetune the model for each specific downstream task. For pre-training, we use the BooksCorpus [44] and English Wikipedia [8]. For finetuning and evaluation, we use the General Language Understanding Evaluation (GLUE) [38] and the Stanford Question Answering Dataset

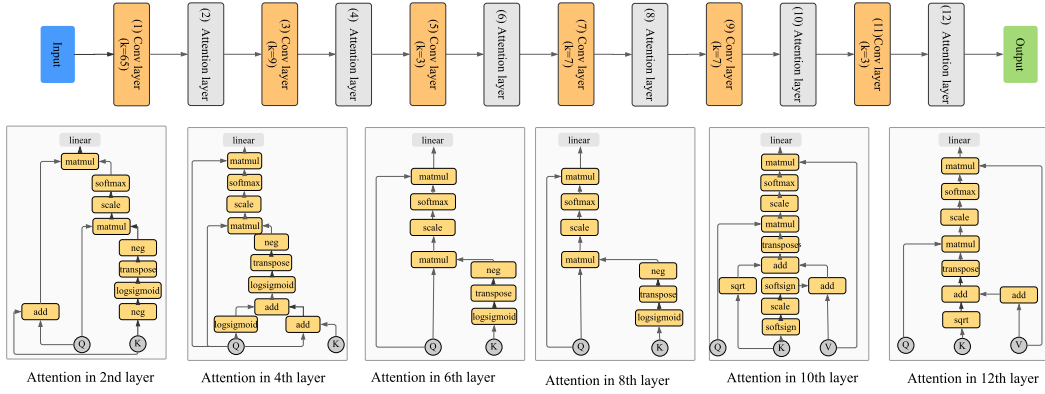


Figure 5: The detailed architecture of AutoBERT-Zero.

Table 2: Model comparison on GLUE (dev).¹ Our model significantly outperforms other SOTA methods such as Synthesizers and ConvBERT. AutoBERT-Zero* is initialized from the supernet.

	#Params	CoLA	MRPC	MNLI-(m/mm)	STS-B	RTE	QQP	QNLI	SST-2	AVG
SqueezeBERT [15]	51.1M	53.7	-	-	-	71.8	-	90.5	92.0	-
AdaBERT [5]	6.4 ~ 9.5M	-	84.7	81.3/-	-	64.1	70.5	87.2	91.9	-
BERT-base (ours)	110M	58.1	89.7	84.8/85.2	88.8	69.0	88.2	91.5	92.9	83.1
ALBERT-base [21]	12.0M	-	-	81.6/-	-	-	-	-	90.3	-
DynaBERT($m_w, m_d = 1, 1$) [14]	110M	59.7	86.3	84.9/85.5	90.1	72.2	91.4	92.1	93.2	83.9
Syntheszier(R) [35]	98.9M	41.2	85.9	77.6/78.1	74.3	59.2	85.5	87.6	91.2	75.6
Syntheszier(D)[35]	101M	18.9	86.4	77.4/78.1	75.5	57.4	85.2	86.9	89.9	72.8
Syntheszier(R+V)[35]	113M	53.3	91.2	85.0/84.6	88.9	81.2	88.6	92.3	92.2	84.1
T5-base[27]	220M	53.1	92.0	84.7/85.0	88.9	76.9	88.2	91.7	92.2	83.6
ConvBERT [16]	106M	60.5	90.1	84.9/84.7	88.5	70.3	88.2	91.2	93.0	83.5
BERT-large [8]	340M	60.6	90.9	86.6/-	90.0	70.4	91.3	92.3	93.2	84.4
AutoBERT-att	104M	65.4	92.2	84.6/85.0	90.4	81.6	88.5	91.8	93.8	85.9
AutoBERT-conv	104M	63.8	92.6	84.4/84.6	90.1	80.5	88.3	91.7	93.5	85.5
AutoBERT-w/o-desc	104M	65.1	92.8	84.5/85.0	90.5	78.7	88.2	91.6	93.7	85.6
AutoBERT-Zero	104M	64.5	93.3	85.5/85.3	90.8	81.9	88.9	92.0	94.2	86.3
AutoBERT-Zero*	104M	67.3	93.8	86.4/86.3	90.8	85.2	91.7	92.5	95.2	87.7

(SQuAD) [29]. Unless stated otherwise, downstream tasks are reported using the same metrics in BERT [8]. For other settings, we follow the settings of BERT paper.

Implementation Details. We use Masked Language Model (MLM) and Next Sentence Prediction (NSP) as our pre-training tasks. The whole process can be divided into two phases, namely the NAS phase and the fully-train phase. For both phases, we pre-train our base model, whose configuration is the same as BERT-base ($L = 12, H = 768, A = 12$). We evaluate the model generalization ability on small model ($L = 12, H = 256, A = 4$) and large model ($L = 24, H = 1024, A = 16$). In the NAS phase, we pre-train each candidate architecture for 40,000 steps, which is then evaluated on the proxy task (GLUE). The searching phase costs around 24K GPU hours (760+ evaluated candidates) on Nvidia V100. If we only use EA without BIWS strategy, the computation cost is estimated to be about 182K GPU hours. More details are attached to Appendix B.

4.2 Results and Analysis

Structure Analysis of AutoBERT-Zero. We name the best searched architecture of OP-NAS **AutoBERT-Zero**. As shown in Figure 5, the hybrid backbone of AutoBERT-Zero is constructed with stacked conv-att blocks (searched convolution followed by searched attention layer), which effectively integrates the local and global dependencies of natural language. For the searched attentions, V is shared with Q/K in shallow layers, but non-shared in the deeper layers. This is reasonable since the shallow layer only process the low-level features, whereas the deep layers need more parameters to capture the complex semantic features. For example, $\hat{Attn}(X)_{L_2}$ introduces $K-V$ and $Q-V$ sharing mechanisms, while $\hat{Attn}(X)_{L_{12}}$ adopts separate weights for K, Q and V :

$$\begin{aligned}\hat{Attn}(X)_{L_2} &= \sigma(Q \log(1 + \exp(K^\top)) / \sqrt{d_h})(K + Q)W_O^\top. \\ \hat{Attn}(X)_{L_{12}} &= \sigma(Q(K / \sqrt{d_h} + V)^\top / \sqrt{d_h})VW_O^\top.\end{aligned}$$

¹As ConvBERT [16] is trained on a much larger dataset and stronger pre-train task (RTD), we retrain it under the same setting. The code is collected from [Huggingface](https://huggingface.co/ConvBERT).

Table 3: Results on SQuAD(dev). #Params of Att counts parameters in attention structures.

	#Params of Att	SQuAD v1.1		SQuAD v2.0	
		EM	F1	EM	F1
BERT-base(ours)	21.3M	78.9	86.7	70.2	72.8
AutoBERT-att	15.9M	79.7	87.5	72.9	75.7
AutoBERT-conv	15.4M	79.1	86.5	71.9	74.6
AutoBERT-w/o-desc	15.4M	79.5	87.0	71.5	73.9
AutoBERT-Zero	15.4M	79.9	87.6	72.5	75.0

Table 4: Generalization ability of the searched model. Results are reported on GLUE dev set.²

	#Params	FLOPs	Pre-train Task	GLUE
ELMO	96M	2.6e10	LM	71.2
GPT	117M	3.0e10	LM	78.8
BERT-small [16]	14M	3.7e9	MLM	75.1
ELECTRA-small [6]	14M	3.7e9	RTD	79.9
ConvBERT-small [16]	14M	4.1e9	MLM	75.9
AutoBERT-Zero-small	13M	2.9e9	MLM	80.5
BERT-large[8]	340M	8.7e10	MLM	84.4
AutoBERT-Zero-large	318M	6.8e10	MLM	87.9

Table 5: Performance comparison on the test set of GLUE. Our 12-layer base model AutoBERT-Zero significantly surpasses RoBERTa-Base and BERT-large (24 layers). Note that Roberta [23] runs on 160G corpus, whereas our model runs on 16G corpus. Infer FLOPs assumes single inputs with length 128. Result of Roberta-base is collected from [14].

	#Params	Infer FLOPs	CoLA	MRPC	MNLI-(m/mm)	STS-B	RTE	QQP	QNLI	SST-2	AVG
GPT[26]	117M	3.0e10	45.4	82.3	82.1/81.4	82.0	56.0	70.3	88.1	91.3	75.4
BERT-base[8]	110M	2.9e10	52.1	88.9	84.6/83.4	85.8	66.4	71.2	90.5	93.5	79.6
DynaBERT-base($m_w, m_d = 1, 1$)[14]	110M	2.9e10	54.9	87.9	84.5/84.1	84.4	69.9	72.1	91.3	93.0	80.2
ConvBERT-base [16]	106M	2.7e10	53.7	89.3	84.6/83.6	86.1	72.1	71.3	90.1	93.5	80.5
Roberta-base [23]	110M	2.9e10	50.5	90.0	86.0/85.4	88.1	73.0	70.9	92.5	94.6	81.1
BERT-Large[8]	340M	8.7e10	60.5	89.3	86.7/89.5	86.5	70.1	72.1	92.7	94.9	82.1
AutoBERT-Zero	104M	2.3e10	55.9	89.5	85.4/84.9	88.3	77.8	71.8	91.2	94.6	82.2
AutoBERT-Zero*	104M	2.3e10	59.5	90.5	86.1/86.0	88.9	80.2	72.8	92.1	95.1	83.5
AutoBERT-Zero-Large	318M	6.8e10	63.8	90.7	87.7/87.1	90.1	80.4	72.1	93.6	95.4	84.5

Besides, the kernel sizes of convolution layers roughly follow a descending order (changing from 65 to 3), which indicates the convolution layers learn local information from wide to narrow. This is justifiable as the larger receptive field captures more information, which helps emphasize on the informative features while suppress the unimportant ones. After the shallower layers effectively reduce the information redundancy, the deeper layers can focus on the important semantic features.

Results on GLUE & SQuAD. After the NAS phase, the searched models are fully-trained and evaluated on downstream tasks. Our AutoBERT-Zero consistently outperforms other baselines by a large margin. To demonstrate the superiority of AutoBERT-Zero’s structure, we fully-train several other searched backbones for comparison: (i) **AutoBERT-w/o-desc**. A backbone without descending kernel sizes for convolution layers. (ii) **AutoBERT-att**. A backbone containing three continuous attention layers. (iii) **AutoBERT-conv**. A backbone containing three continuous convolution layers. The details of architectures can be found Appendix. As shown in Table 2 and Table 5, AutoBERT-Zero achieves the highest GLUE score, with a significant performance gain over BERT-base while having less parameters and FLOPs. Specifically, AutoBERT-Zero performs much better than AutoBERT-att and AutoBERT-conv, demonstrating that the conv-att block can better integrate the local and global dependencies. Besides, AutoBERT-Zero’s advantage over AutoBERT-w/o-desc indicates that the kernel size pattern from wide to narrow in convolution layers benefits the performance. As shown in Table 3, AutoBERT-Zero consistently surpasses BERT-base on both SQuAD v1.1 and v2.0, demonstrating the transfer ability of our searched model.

Representation ability of AutoBERT-Zero. “Token-uniformity” damages model’s representation ability. To measure the degree of “token-uniformity”, following [10, 13], we use *relative norm of residual* to measure the rank of output (*residual* equals to 0 if the rank is 1), and use the average *pairwise cosine-similarity* to measure the similarity among different token representations. As shown in Figure 6, latent representations from purely-stacked BERT-base have high similarity, and the rank of output is closer to 1 (*relative norm of residual* is closer to 0), showing no significant difference between the tokens. On the other hand, the output of AutoBERT-Zero has relatively larger *residual* and lower token similarity, showing that the hybrid backbone helps mitigate this problem. Experiments run on 1,280 samples of STS-B.

Generalization ability of AutoBERT-Zero. We further extend AutoBERT-Zero structure to different capacities, showing strength in both large and small models. Specifically, Table 4 shows that our large model surpasses BERT-large by 3.5 in GLUE. Remarkably, our small model significantly surpasses the SOTA ConvBERT-small (4.6 higher) and BERT-small (5.4 higher) under the vanilla MLM task. Besides, our small model considerably outperforms the large GPT in terms of both performance and complexity: 1.7 higher GLUE, 88% less parameters, and 90% less FLOPs. Despite the advantage of strong pre-train task (RTD), ELECTRA-small is still outperformed by our model.

²Result of BERT-large is collected from [23]. Out of fairness, we count accuracy for MRPC and QQP in the average of GLUE for small model following [16], and omit MNLI-mm for large model following [23]. Small model results are median results of 3 runs.

Table 6: Best models searched by Random Search (RS), Evolution Algorithm (EA) with weight-sharing and OP-NAS. The results are in the searching phase.

	#Params of Att	CoLA	MRPC	MNLI-m	STS-B	RTE	QQP	QNLI	SST-2	AVG
RS	18.9M	49.9	85.2	81.4	88.2	68.6	86.7	88.9	91.1	80.0
EA	15.4M	57.8	89.4	82.5	87.9	67.5	87.5	89.3	91.7	81.7
OP-NAS	15.4M	58.5	90.5	83.2	88.9	67.9	87.8	90.2	92.8	82.5

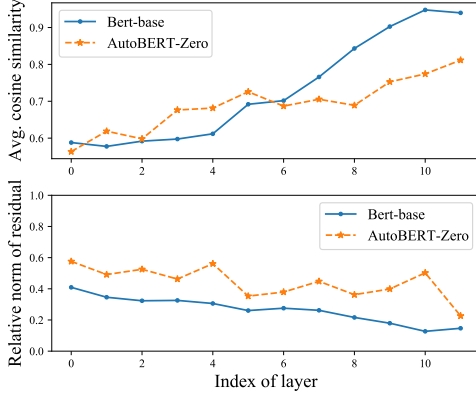


Figure 6: Oversmooth exists in purely-stacked transformer structure, whereas the hybrid structure is help to tackle this problem.

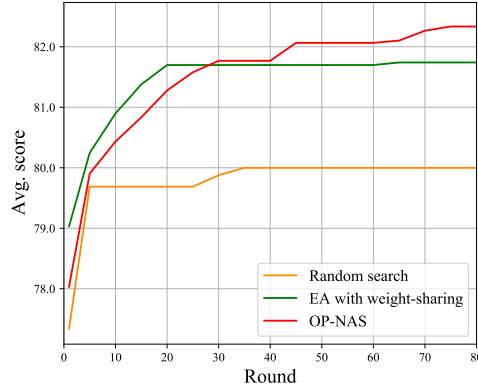


Figure 7: Searching performance comparison among Random Search (RS), Evolution Algorithm (EA) and Operation-priority Evolution Algorithms (OP-NAS).

The Efficiency of OP-NAS. During the search, we observe that by adopting the proposed operation-priority strategy, the exploration ability of the EA is highly improved, which prevents getting trapped in local optimal (see Figure 7). Table 6 shows that our searched model using OP-NAS outperforms other NAS algorithms by a large margin. As the quality of model evaluation during NAS phase greatly impacts the algorithm’s effectiveness, we further examine the fidelity of the evaluation results. Kendall [18] correlation analysis is performed to evaluate the correlation between model performances in the NAS phase and fully-train phase. As shown in Appendix C, high correlations are captured in most of the downstream tasks, which is owing to the effectiveness of our BIWS strategy.

Ablation study. To better investigate the superiority of our searched hybrid architecture, we evaluate the performance of attention-only and convolution-only variants, which are constructed by stacking either the searched attention or the convolution layers of AutoBERT-Zero. For example, for the attention-only variant, each convolution block is replaced with the attention layer directly behind it. From Table 7, we find that the hybrid backbone architecture outperforms both attention-only and convolution-only variants. Besides, the attention-only variant surpasses BERT-base by a large margin, showing the effectiveness of our searched attention structures.

Table 7: Model comparison among AutoBERT-Zero and its Attention-only, Conv-only variants. Here are results after fully-train and evaluated on GLUE dev set.

	#Params of Att	CoLA	MRPC	MNLI-(m/mm)	STS-B	RTE	QQP	QNLI	SST-2	AVG
BERT-base	21.3M	58.1	89.7	84.8/85.2	88.8	69.0	88.2	91.5	92.9	83.1
Att-only	16.5M	60.0	92.1	84.9 /84.1	90.6	79.4	88.3	91.5	92.5	84.8
Conv-only	15.4M	53.7	82.9	69.0/66.1	81.0	64.2	82.0	75.7	86.7	73.3
AutoBERT-Zero	15.4M	64.5	93.3	85.5/85.3	90.8	81.9	88.9	92.0	94.2	86.3

5 Conclusion and Discussion

In this work, we propose an efficient NAS framework and a novel hierarchical search space to automatically find promising PLM model’s backbone from scratch, which prevents the tedious manual tuning. The searched self-attention structure and backbone architecture can inspire new insights for model design in the NLP community. However, as both the pretrain and downstream datasets may contain implicit bias, which hinders the model’s fairness and raises some morality concerns. Thus, debias is needed before the model is deployed in real life settings to prevent undesirable consequences.

In terms of the limitation, even though we have verified our model’s effectiveness in several NLU and QA tasks, its transfer ability can be further examined on other tasks such as *e.g.*, SuperGLUE [37] and WMT[2]. We will remedy for this limitation in the future.

References

- [1] P. Auer, N. Cesa-Bianchi, and P. Fischer. Finite-time analysis of the multiarmed bandit problem. *Machine learning*, 2002.
- [2] O. Bojar, C. Buck, C. Federmann, B. Haddow, P. Koehn, J. Leveling, C. Monz, P. Pecina, M. Post, H. Saint-Amand, et al. Findings of the 2014 workshop on statistical machine translation. In *Proceedings of the ninth workshop on statistical machine translation*, pages 12–58, 2014.
- [3] T. Brown, B. Mann, N. Ryder, M. Subbiah, J. Kaplan, P. Dhariwal, A. Neelakantan, P. Shyam, G. Sastry, A. Askell, et al. Language models are few-shot learners. *arXiv preprint arXiv:2005.14165*, 2020.
- [4] H. Cai, C. Gan, T. Wang, Z. Zhang, and S. Han. Once-for-all: Train one network and specialize it for efficient deployment. In *International Conference on Learning Representations*, 2019.
- [5] D. Chen, Y. Li, M. Qiu, Z. Wang, B. Li, B. Ding, H. Deng, J. Huang, W. Lin, and J. Zhou. AdaBERT: Task-Adaptive BERT Compression with Differentiable Neural Architecture Search. In *International Joint Conference on Artificial Intelligence*, 2020.
- [6] K. Clark, M. Luong, Q. Le, and C. Manning. Electra: Pre-training text encoders as discriminators rather than generators. In *International Conference on Learning Representations*, 2019.
- [7] Y. Dauphin, A. Fan, M. Auli, and D. Grangier. Language modeling with gated convolutional networks. In *International Conference on Machine Learning*, 2017.
- [8] J. Devlin, M. Chang, K. Lee, and K. Toutanova. Bert: Pre-training of deep bidirectional transformers for language understanding. In *North American Chapter of the Association for Computational Linguistics*, 2019.
- [9] L. Dong, N. Yang, W. Wang, F. Wei, X. Liu, Y. Wang, J. Gao, M. Zhou, and H. Hon. Unified language model pre-training for natural language understanding and generation. In *Neural Information Processing Systems*, 2019.
- [10] Y. Dong, J. Cordonnier, and A. Loukas. Attention is not all you need: Pure attention loses rank doubly exponentially with depth. *arXiv preprint arXiv:2103.03404*, 2021.
- [11] G. Ghiasi, T. Lin, and Q. Le. Nas-fpn: Learning scalable feature pyramid architecture for object detection. In *Computer Vision and Pattern Recognition*, 2019.
- [12] D. Goldberg and K. Deb. A comparative analysis of selection schemes used in genetic algorithms. In *Foundations of genetic algorithms*. 1991.
- [13] C. Gong, D. Wang, M. Li, V. Chandra, and Q. Liu. Improve vision transformers training by suppressing over-smoothing. *arXiv preprint arXiv:2104.12753*, 2021.
- [14] L. Hou, Z. Huang, L. Shang, X. Jiang, X. Chen, and Q. Liu. Dynabert: Dynamic BERT with adaptive width and depth. In *Neural Information Processing Systems*, 2020.
- [15] F. Iandola, A. Shaw, R. Krishna, and K. Keutzer. Squeezebert: What can computer vision teach nlp about efficient neural networks? *arXiv preprint arXiv:2006.11316*, 2020.
- [16] Z. Jiang, W. Yu, D. Zhou, Y. Chen, J. Feng, and S. Yan. Convbert: Improving bert with span-based dynamic convolution. *Neural Information Processing Systems*, 2020.
- [17] A. Katharopoulos, A. Vyas, N. Pappas, and F. Fleuret. Transformers are rnns: Fast autoregressive transformers with linear attention. In *International Conference on Machine Learning*, 2020.
- [18] M. Kendall. A new measure of rank correlation. *Biometrika*, 1938.
- [19] N. Kitaev, L. Kaiser, and A. Levskaya. Reformer: The efficient transformer. In *International Conference on Learning Representations*, 2020.
- [20] O. Kovaleva, A. Romanov, A. Rogers, and A. Rumshisky. Revealing the dark secrets of bert. In *Empirical Methods in Natural Language Processing*, 2019.

- [21] Z. Lan, M. Chen, S. Goodman, K. Gimpel, P. Sharma, and R. Soricut. Albert: A lite bert for self-supervised learning of language representations. In *International Conference on Learning Representations*, 2020.
- [22] H. Liu, K. Simonyan, and Y. Yang. Darts: Differentiable architecture search. In *International Conference on Learning Representations*, 2018.
- [23] Y. Liu, M. Ott, N. Goyal, J. Du, M. Joshi, D. Chen, O. Levy, M. Lewis, L. Zettlemoyer, and V. Stoyanov. Roberta: A robustly optimized bert pretraining approach. *arXiv preprint arXiv:1907.11692*, 2019.
- [24] P. Michel, O. Levy, and G. Neubig. Are sixteen heads really better than one? In *Neural Information Processing Systems*, 2019.
- [25] H. Pham, M. Guan, B. Zoph, Q. Le, and J. Dean. Efficient neural architecture search via parameter sharing. In *International Conference on Machine Learning*, 2018.
- [26] A. Radford, K. Narasimhan, T. Salimans, and I. Sutskever. Improving language understanding by generative pre-training. 2018.
- [27] C. Raffel, N. Shazeer, A. Roberts, K. Lee, S. Narang, M. Matena, Y. Zhou, W. Li, and J. Liu. Exploring the limits of transfer learning with a unified text-to-text transformer. *Journal of Machine Learning Research*, 2020.
- [28] P. Rajpurkar, R. Jia, and P. Liang. Know what you don’t know: Unanswerable questions for squad. In *Annual Meeting of the Association for Computational Linguistics*, 2018.
- [29] P. Rajpurkar, J. Zhang, K. Lopyrev, and P. Liang. SQuAD: 100,000+ questions for machine comprehension of text. In *Proceedings of the 2016 Conference on Empirical Methods in Natural Language Processing*, 2016.
- [30] E. Real, A. Aggarwal, Y. Huang, and Q. Le. Regularized evolution for image classifier architecture search. In *AAAI conference on Artificial Intelligence*, 2019.
- [31] E. Real, C. Liang, D. So, and Q. Le. Automl-zero: evolving machine learning algorithms from scratch. In *International Conference on Machine Learning*, 2020.
- [32] H. Shi, J. Gao, X. Ren, H. Xu, X. Liang, Z. Li, and J. Kwok. Sparsebert: Rethinking the importance analysis in self-attention. In *International Conference on Machine Learning*, 2021.
- [33] H. Shi, R. Pi, H. Xu, Z. Li, J. Kwok, and T. Zhang. Bridging the gap between sample-based and one-shot neural architecture search with bonas. In *Neural Information Processing Systems*, 2020.
- [34] D. So, Q. Le, and C. Liang. The evolved transformer. In *International Conference on Machine Learning*, 2019.
- [35] Y. Tay, D. Bahri, D. Metzler, D. Juan, Z. Zhao, and C. Zheng. Synthesizer: Rethinking self-attention in transformer models. In *International Conference on Machine Learning*, 2021.
- [36] A. Vaswani, N. Shazeer, N. Parmar, J. Uszkoreit, L. Jones, A. Gomez, Ł. Kaiser, and I. Polosukhin. Attention is all you need. In *Neural Information Processing Systems*, 2017.
- [37] A. Wang, Y. Pruksachatkun, N. Nangia, A. Singh, J. Michael, F. Hill, O. Levy, and S. Bowman. Superglue: A stickier benchmark for general-purpose language understanding systems. *arXiv preprint arXiv:1905.00537*, 2019.
- [38] A. Wang, A. Singh, J. Michael, F. Hill, O. Levy, and S. Bowman. Glue: A multi-task benchmark and analysis platform for natural language understanding. In *EMNLP Workshop BlackboxNLP*, 2018.
- [39] F. Wu, A. Fan, A. Baevski, Y. Dauphin, and M. Auli. Pay less attention with lightweight and dynamic convolutions. In *International Conference on Learning Representations*, 2018.

- [40] H. Xu, L. Yao, W. Zhang, X. Liang, and Z. Li. Auto-fpn: Automatic network architecture adaptation for object detection beyond classification. In *International Conference on Computer Vision*, 2019.
- [41] Z. Yang, Z. Dai, Y. Yang, J. Carbonell, R. Salakhutdinov, and Q. Le. XLNet: Generalized autoregressive pretraining for language understanding. In *Neural Information Processing Systems*, 2019.
- [42] L. Yao, R. Pi, H. Xu, W. Zhang, Z. Li, and T. Zhang. Joint-detnas: Upgrade your detector with nas, pruning and dynamic distillation. In *Computer Vision and Pattern Recognition*, 2021.
- [43] R. Zellers, Y. Bisk, R. Schwartz, and Y. Choi. SWAG: A large-scale adversarial dataset for grounded commonsense inference. In *Empirical Methods in Natural Language Processing*, 2018.
- [44] Y. Zhu, R. Kiros, R. Zemel, R. Salakhutdinov, R. Urtasun, A. Torralba, and S. Fidler. Aligning books and movies: Towards story-like visual explanations by watching movies and reading books. In *International Conference on Computer Vision*, 2015.
- [45] B. Zoph and Q. Le. Neural architecture search with reinforcement learning. In *International Conference on Learning Representations*, 2016.