

Hybrid Ant Swarm-Based Data Clustering

Md Ali Azam, Md Abir Hossen, Md Hafizur Rahman

Electrical Engineering

South Dakota School of Mines and Technology, Rapid City, SD 57701

Email: azam.ete.ruet@gmail.com, abir.hossen@mines.sdsmt.edu, mdhafizur.rahman@mines.sdsmt.edu

Abstract—Biologically inspired computing techniques are very effective and useful in many areas of research including data clustering. Ant clustering algorithm is a nature-inspired clustering technique which is extensively studied for over two decades. In this study, we extend the ant clustering algorithm (ACA) to a hybrid ant clustering algorithm (hACA). Specifically, we include a genetic algorithm in standard ACA to extend the hybrid algorithm for better performance. We also introduced novel pick up and drop off rules to speed up the clustering performance. We study the performance of the hACA algorithm and compare with standard ACA as a benchmark.

Index Terms—Swarm intelligence, data clustering, ant clustering algorithm, genetic algorithm.

I. INTRODUCTION

Swarm intelligence has many application such as optimization techniques, robotics, data mining, and communication [1]. Some swarm intelligence techniques e.g., evolutionary algorithms, particle swarm optimization [2], genetic algorithms [3], have revolutionized the field of computing science which are widely used in robotics and data mining. For example, ant swarm-based technique ant colony optimization (ACO) solved complex shortest path problems effectively that made robot navigation easy and simple [4]–[6]. Ant clustering algorithm (ACA) is very useful in data clustering and sorting [7].

Industries, researchers, medical science, advertising, and governments face a common difficulty with big data analysis [8], especially big data clustering. As data collection is a continuous process, there are no alternatives to dealing with big data. Clustering in big data is a very challenging task due to the large volume of data in the dataset. Clustering often becomes more difficult in big data due to heterogeneity and high dimensionality of objects in the dataset. Many data clustering methods have been developed to tackle these challenges such as K-means clustering, mean-shift clustering, agglomerative clustering, and so forth.

Clustering methods can be classified into a few categories, described in [9]. Some popular methods of clustering are partitioning method, hierarchical method, density-based method, etc. In a given dataset of n objects, the partitioning method constructs k number of clusters, where $k \leq n$. The partitioning method satisfy two conditions: a) each object must belong to exactly one cluster, b) each cluster contains at least one object. In order to improve the partitioning, the technique requires relocation of objects from one cluster to the other for each iteration which is computationally expensive. The hierarchical method deals with decomposition of objects in the dataset. There are two commonly known techniques based on

the hierarchical method: agglomerative approach and divisive approach. The agglomerative approach is the most commonly known hierarchical data clustering technique. This is a bottom-up approach where observations start in their own clusters and clusters merge to move up the hierarchy. The divisive approach is a reverse approach to the agglomerative approach. Clustering starts with a single one and splits into multiple ones until a stopping criterion is applied. The hierarchical approaches are effective but computationally expensive, especially for large datasets.

The partitioning and hierarchical methods are not effective in clusters of arbitrary shapes. The density-based method is efficient in clusters of arbitrary shapes and also robust to noise and outliers. As the name suggests, density-based approach is based on the concept of density. The most used density-based approach DBSCAN approach plays a vital role in finding nonlinear shapes structure. Despite robustness to noise and outliers, density-based approaches are not efficient in high dimensional data and large differences in densities.

Biologically inspired swarm intelligence techniques are very effective in clustering. Ant clustering algorithm (ACA) is studied in the past [10]–[12] for data mining and clustering applications. The basic idea of ACA is taken from the mechanism of ants to form piles of corpses - cemeteries and larvae. The authors of [13], [14] did extensive studies of ant-based sorting and clustering behavior primarily based on brood, larvae, and corpses sorting and clustering making a pile of them at a different location. The authors of [13] represented the behavior of corpses clustering and larvae sorting in ants with algorithms. They introduced general rules of pick up and drop off of objects by an ant. The idea of ant movement in a two-dimensional grid is explained elaborately in [15]. The ants move one step in any direction (among four possible directions) randomly. Ants pick up an isolated item with a probability and drop at some other location where more of the same type of item is found with some other probability.

The above-mentioned algorithms might be slow if the nest is large. Their algorithm converges slowly in the clustering of objects if the search space is large. In order to tackle this slow convergence, ACA has been extended in many different ways [16]–[18]. The literature lacks extension of ACA to measure the clustering performance, e.g. convergence rate analysis of the ACA. This work extends the ACA where the movement of ants is determined by a genetic algorithm and evaluates the clustering performance of our hybrid ACA.

A. Key Contributions

- We extend ant clustering algorithm (ACA) to a hybrid ACA
- We introduce novel pick up and drop off rules for the artificial ants
- We also compare the performance of the hybrid ACA with ACA as a benchmark

The remaining parts of this paper are organized as follows. Section II provides the hybrid ant clustering algorithm (hACA). Section III includes problem formulation and present the hACA algorithm. Simulation results and performance evaluation is presented in Section IV. The paper is concluded with Section V.

II. PROBLEM SPECIFICATION

The hybrid ant clustering algorithm (hACA) is an extension of the standard ant clustering algorithm (ACA) in terms of ant movement principle in the world and pick up and drop off rules. The central idea of this work is not to demonstrate how actual ants move in the real world. Our objective is to extend ACA in order to speed up the data clustering process.

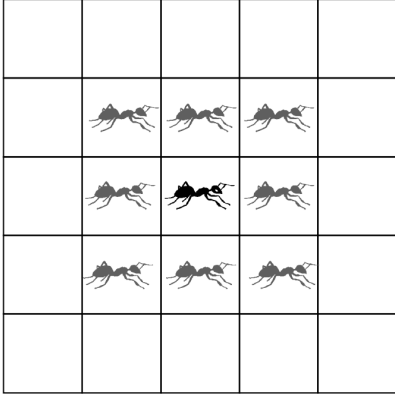


Fig. 1. A bi-dimensional grid with 5×5 cells

In the standard ACA, ants are assumed to be moving in a bi-dimensional grid (discrete real-world space) of $m \times m$ cells. The bi-dimensional world of an ant model is proposed by [19] where an ant is allowed to travel from one side of the world to the another. The ant can move from its current cell in the grid world to one of its neighboring cells depicted in Figure 1. The center cell with the dark ant in the 5×5 grid shown in the Figure 1 represents the current location of the ant in the grid world and the grey ants around the center cell represent possible next locations in the grid world. The hACA considers the following extensions to standard ACA.

Clustering rules: The pick up and drop off probabilities of objects in the grid world are also re-defined in the hACA algorithm compared to the standard ACA algorithm proposed in [13], [19] which will be discussed more in Section III.

Movement of an ant: The movement of an ant is determined by a genetic algorithm where an ant is allowed to move to any other cell in the grid. This behavior of an artificial ant allows faster data clustering compared to the standard ACA.

III. PROBLEM FORMULATION

In this study, an artificial ant is considered to be capable of picking up and dropping off an object if condition satisfies. The general idea is that objects should be picked up and dropped off at some other cells where more of the same kind of objects are present around. Assuming there is only a single type of object present in the environment, an artificial ant will pick up an object with a probability P_p if the ant is unloaded. The probability P_p is given by the following equation.

$$P_p = \left(\frac{k_1}{k_1 + f} \right)^2 \quad (1)$$

where f is the *perceived fraction of items* in the neighborhood of the ant, and k_1 is a threshold constant. If k_1 is significantly larger than f , pick up probability $P_p \approx 1$ which suggests that pick up probability of the object is high if there are not too many objects in the neighborhood.

The drop off probability P_d is given by the following equation applicable if the ant is already loaded.

$$P_d = \left(\frac{f}{k_2 + f} \right)^2 \quad (2)$$

where k_2 is a threshold constant. In this case, if k_2 is significantly smaller than f , $P_d \approx 1$ which suggests that drop off probability in a dense cluster is high.

The grid world dimension is considered in a bi-dimensional grid in \mathbb{R}^2 . N number of artificial ants are placed in the grid $Y \times Z$ randomly to cluster L different types of objects placed randomly initially (total number of ants and objects combined must be less than YZ). An ant perceives a surrounding of its current cell c given by $M = s \times s$ neighboring cells. $\mathcal{N}(j)$ is the set of neighboring cells of i th artificial ant location x_i . $\mathcal{M}(j)$ represents a binary set of neighboring cells of the ant location x_i where $\mathcal{M}(j) = 1$ says an object is present in the j th neighbor of the ant.

This study considers the following equation for *perceived fraction of items* f to calculate the local density in the neighborhood of an ant in the grid world for i th artificial ant sitting at current cell c .

$$f(x_i) = \sum_{n=1}^{s^2-1} \mathcal{N}(j)\mathcal{M}(j) \quad (3)$$

A. Pick and Drop Probabilities

The standard pick up and drop off probabilities are described earlier. We use Equation 3 to calculate the local density in the neighborhood of i th ant at cell c which influences the picking and dropping probabilities as follows.

$$P_p(x_i) = \left(\frac{k_1}{k_1 + f(x_i)} \right)^2 \quad (4)$$

$$P_d(x_i) = \left(\frac{f(x_i)}{k_2 + f(x_i)} \right)^2 \quad (5)$$

B. The Hybrid Ant Clustering Algorithm (hACA)

The hybrid ant clustering algorithm (hACA) is described in Algorithm 1. As we described in Section II, the movement of ants is determined by a genetic algorithm rather than random walk to one of the neighbors. The current cell of an ant in the grid world is represented by a location which includes two variables (a, b) where a and b are row and column respectively. For example, location of the black ant in the Figure 1 is $(3, 3)$. We represent the location of the ant in binary digits. The length of the binary digits is determined by the maximum value of the grid dimension. We perform mutation and recombination to the binary location of an ant to come up with the next location. This movement behavior of an artificial ant allows faster clustering.

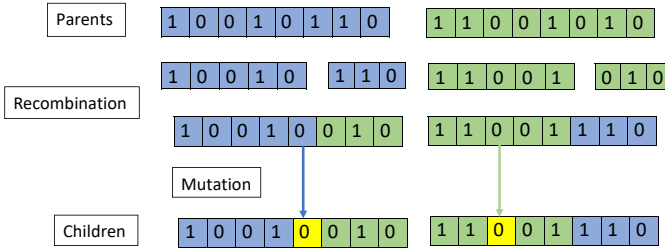


Fig. 2. Genetic algorithm applied in hACA

Location of an ant at the current cell is defined by row and column (a, b) discussed above. Figure 2 represents how recombination and mutation are performed on the parents (a, b) to come up with the next location (children) of the ant.

Algorithm 1 Hybrid ant clustering algorithm (hACA)

```

place every ant and all objects in the grid cells randomly
 $t \leftarrow 0$ 
while  $t \leq \text{MaxIter}$  do
  for  $i = 1$  to  $N$  do
    compute  $f(x_i)$ 
    if unloaded ant AND cell occupied by object  $x_i$  then
      compute  $P_p(x_i)$ 
      pick up object  $x_i$  with probability  $P_p(x_i)$ 
    else if ant carrying item  $x_i$  AND cell empty then
      compute  $P_d(x_i)$ 
      drop object  $x_i$  with probability  $P_d(x_i)$ 
    end if
    perform mutation and recombination to ants location
  end for
   $t \leftarrow t + 1$ 
end while
print location of objects

```

IV. SIMULATION RESULTS

This section provides simulation results for both ACA and hACA algorithms. We create a grid world of 128×128 cells. We initially place 500 ants in the grid world represented by

black stars. We also place two different types of objects e.g., 100 red and 100 blue represented by red and blue circles respectively. Figure 3 illustrates an initial grid world with ants and objects. The neighboring cells of the i th ant are the set of all cells in the 3×3 grid centering the current cell of the ant. The ants are assumed to be memoryless and do not have access to information e.g., location of other ants in the grid world other than neighboring cells.




Fig. 3. Initial placement of ants and objects in the grid world




Fig. 4. Objects clustered with ACA after 1000 iterations

We apply both ACA and hACA algorithms in this setting for 1000 iterations. As an ant is considered to be able to move one step (current cell to one of the neighboring cells) for standard ACA, an ant actually cannot move far from its initial location. However, in the case of hACA, ants can take a big step and roam around the entire grid world which allows better clustering performance. Clustering performance is measured in terms of the total number of clusters in the grid after a certain iteration. Figure 4 represents the clustering of both red and blue objects for standard ACA after 1000 iterations. It is noticeable that ants make a lot of local clusters in this




Fig. 5. Objects clustered with hACA after 1000 iterations

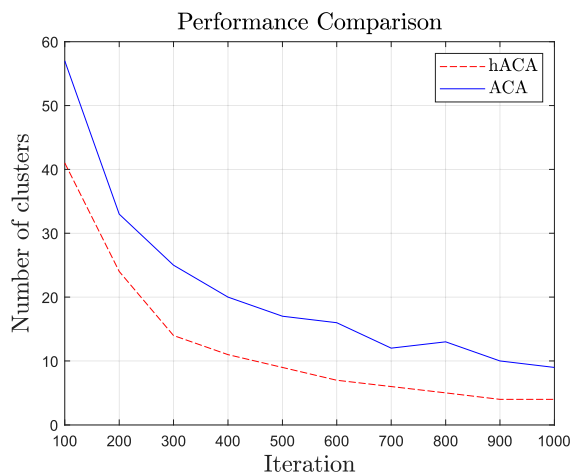


Fig. 6. Performance comparison between hACA and standard ACA

case. However, in the case of hACA algorithm, ants make significantly small number of clusters with big cluster size showed in Figure 5. We anticipate that in the case of a huge (having millions of grid cells) grid world, hACA will perform further better than the standard ACA algorithm.

We compare the performance of hACA with the standard ACA algorithm. Figure 6 illustrates hACA algorithm makes lower number of clusters compared to the standard ACA algorithm for every iteration numbers from 100 to 1000.

V. CONCLUSIONS

In this paper, we extended the standard ant clustering algorithm (ACA) to a hybrid ant clustering algorithm (hACA). We introduced novel object pick up and drop off rules for the artificial ants. We evaluated both the algorithms for 1000 iterations and found hACA makes small number of clusters compared to standard ACA in terms of iteration number.

REFERENCES

[1] C. Blum and D. Merkle, "Swarm intelligence," *Swarm Intelligence in Optimization*; Blum, C., Merkle, D., Eds, pp. 43–85, 2008.

[2] J. Kennedy and R. Eberhart, "Particle swarm optimization," in *Proceedings of ICNN'95-International Conference on Neural Networks*, vol. 4. IEEE, 1995, pp. 1942–1948.

[3] S.-C. Wang, "Genetic algorithm," in *Interdisciplinary Computing in Java Programming*. Springer, 2003, pp. 101–116.

[4] M. Dorigo, M. Birattari, and T. Stutzle, "Ant colony optimization," *IEEE computational intelligence magazine*, vol. 1, no. 4, pp. 28–39, 2006.

[5] K. Ghoseiri and B. Nadjari, "An ant colony optimization algorithm for the bi-objective shortest path problem," *Applied soft computing*, vol. 10, no. 4, pp. 1237–1246, 2010.

[6] P. B. Kumar, C. Sahu, and D. R. Parhi, "A hybridized regression-adaptive ant colony optimization approach for navigation of humanoids in a cluttered environment," *Applied Soft Computing*, vol. 68, pp. 565–585, 2018.

[7] U. Boryczka, "Ant clustering algorithm," *Intelligent Information Systems*, vol. 1998, 2008.

[8] A. S. Shirkorshidi, S. Aghabozorgi, T. Y. Wah, and T. Herawan, "Big data clustering: a review," in *International conference on computational science and its applications*. Springer, 2014, pp. 707–720.

[9] H. Jiang, J. Li, S. Yi, X. Wang, and X. Hu, "A new hybrid method based on partitioning-based dbscan and ant clustering," *Expert Systems with Applications*, vol. 38, no. 8, pp. 9373–9381, 2011.

[10] N. Labroche, N. Monmarche, and G. Venturini, "Antclust: Ant clustering and web usage mining," *Genetic and Evolutionary Computation Conference*, pp. 25–36, 2003.

[11] H. Jiang, S. Yi, J. Li, F. Yang, and X. Hu, "Ant clustering algorithm with k-harmonic means clustering," *Expert Systems with Applications*, pp. 8679–8684, 2010.

[12] L. Chen, X. Xu, Y. Chen, and P. He, "A novel ant clustering algorithm based on cellular automata," *IEEE/WIC/ACM International Conference on Intelligent Agent Technology*, pp. 148–154, 2004.

[13] J.-L. Deneubourg, S. Goss, N. Franks, A. Sendova-Franks, C. Detrain, and L. Chretien, "The dynamics of collective sorting: Robot-like ant and ant-like robot," *First Conference on Simulation of Adaptive Behavior*, p. 356–365, 1991.

[14] N. R. Franks and A. B. Sendova-Franks, "Brood sorting by ants: Distributing the workload over the work surface," *Behav. Ecol. Sociobiol.*, p. 109–123, 1992.

[15] L. N. de Castro, "Fundamentals of natural computing: an overview," *Physics of Life Reviews*, vol. 4, no. 1, pp. 1–36, 2007.

[16] J. Lu and R. Hu, "A new hybrid clustering algorithm based on k-means and ant colony algorithm." Atlantis Press, 2013/03, pp. 1718–1721.

[17] K. Sumangala and S. Sathappan, "A hybrid ant-fuzzy approach for data clustering in a distributed environment," *International Conference on Big Data Innovation for Sustainable Cognitive Computing*, pp. 9–16, 2020.

[18] J. Chen, X. Qi, L. Chen, F. Chen, and G. Cheng, "Quantum-inspired ant lion optimized hybrid k-means for cluster analysis and intrusion detection," vol. 203. Knowledge-Based Systems, 2020, pp. 1718–1721.

[19] E. Lumer and B. Faieta, "Diversity and adaptation in populations of clustering ants," *Third International Conference on Simulation of Adaptive Behavior: From Animals to Animats*, p. 501–508, 1994.