

Increasing Transmission Distance in THz systems with MDPC Code and Auxiliary Channel

Cao Vien Phung¹, Christoph Herold², David Humphreys³, Thomas Kürner⁴ and Admela Jukan⁵

^{1,5}Institut für Datentechnik und Kommunikationsnetze, Technische Universität Braunschweig, Germany

^{2,4}Institut für Nachrichtentechnik, Technische Universität Braunschweig, Germany

³National Physical Laboratory, Teddington TW 11 0LW, United Kingdom

Email: {¹c.phung, ⁵a.jukan}@tu-bs.de and {²herold, ⁴kuerner}@ifn.ing.tu-bs.de and ³david.humphreys@npl.co.uk

Abstract—We analyze whether multidimensional parity check (MDPC) code and an auxiliary channel can improve the throughput and extend the THz transmission distance. While channel quality is addressed by various coding approaches, and an effective THz transmission system configuration is enabled by other approaches with additional channels, their combination is new with the potential for significant improvements in quality of the data transmission. Our specific solution is designed to correct data bits at the physical layer by a low complexity erasure code (MDPC), whereby original data and parity data are simultaneously transferred over two parallel THz channels, including one main channel and one additional channel. The results are theoretically analyzed to see that our new solution can improve throughput, support higher modulation levels and transfer data over the longer distances with THz communications.

I. INTRODUCTION

The terahertz (THz) frequency band ranging from 0.3 THz to 10 THz is a good candidate to provide sufficient capacity to support ever increasing multi-gigabit mobile data in wireless networks [1]–[4]. However, due to sensitivity of THz band to molecular absorption in the atmosphere [5], [6], transmitting data with a high modulation level over a long transmission distance in this frequency range can lead to a deteriorated Signal-to-Noise ration (SNR), i.e., a high bit error rate (BER) or symbol error rate (SER) of transmitted data. Large bandwidths and thus short symbol duration are a challenge for traditional Forward Error Correction (FEC) codes. The adaption and development of coding schemes to provide the desired robustness for fast and reliable high data rate transmission is thus subject to research [7]. The IEEE802.15.3d standard [8] gives guidance on the implementation of high data rate transmissions in the low THz range of 252 GHz to 325 GHz. The research community is trying to address and focus on the challenges related to THz communication for both system configuration issues and new transceiver design engineering.

To this end, the usage of auxiliary channels and erasure coding are quite interesting to us to provide additional robustness for the data transmission. A Wifi auxiliary channel, combined with THz transmission channel, was used to estimate distance of the THz receiver and measure air humidity [6]. Ultra-Massive MIMO Systems with auxiliary channels, deployed at THz band, can solve the transmission distance issue and improve the capacity of system [9], [10]. On the other hand, to protect original data against losses, erasure

codes with redundant coded data segments are proposed to improve the quality of the data transmission. Today, three main error correction codes discussed in combination with Forward Error Correction (FEC) codes are mainly considered for THz systems, including Turbo, Low Density Parity Check and Polar codes [11]. The combination method of coding techniques and auxiliary channels is new and interesting, as it can take advantage of the increased system capacity from auxiliary channels and significantly improve transmission quality from erasure codes. So far, network coding is combined with auxiliary channels to apply in optical fiber networks [12], Free Space Optics (FSO) [13] and THz communications [14], [15].

This paper proposes a combination of using auxiliary channel and erasure coding for solving the challenges of transmission distance and quality of the data transmission in THz communication. Depending on the achievable code rate, the transmission of redundancy bits over independent, auxiliary channels allows for the usage of more robust transmission parameters due to a lower required data rate. This concept shall offer another layer of coding to further improve the system's BER performance. We use a multidimensional parity check (MDPC) code, introduced in [16], [17], due to its simplicity and low complexity. Therefore, the solution of MDPC code and auxiliary channel is a good choice as the source data keeps unchanged during MDPC encoding process at the sender, which additionally reduces coding and decoding overhead. Furthermore, the number of additional parity bits can be carried by the auxiliary channel to support the decoding process at the receiver, so it is unnecessary to increase the modulation level. The data of each coding block is simultaneously sent over two parallel channels, whereby original data of each block is sent over the main THz channel, while parity bits created during the encoding process are transferred over auxiliary THz channel. It should be noted that all of channels are configured so that they avoid the co-channel interference. Based on our analytical model, the scenarios of THz system are analyzed with different configurations, e.g., modulation formats, data transmission distances, etc, to evaluate the code rate and transmission overhead of MDPC code required for a reliable two-channel THz system. The results are theoretically analyzed to see that our new solution can achieve the higher fault tolerance and overall throughput with a higher level

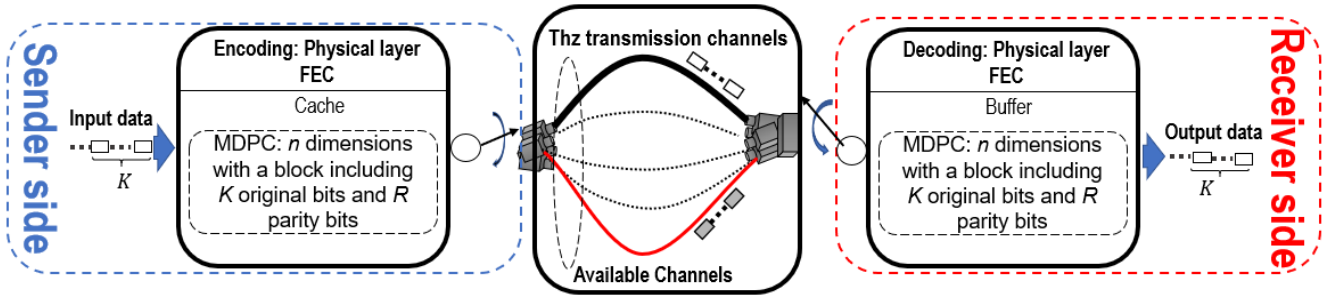


Figure 1: Two-channel THz transmission system with MDPC code.

Table I: List of notations.

Notation	Meaning
p_e^M	Expected BER on the main channel.
p_e^A	Expected BER on the auxiliary channel.
n	Number of dimensions of MDPC code.
m	Length of data bits in each dimension.
K	Number of input data bits before the encoding process.
R	Number of parity bits after the encoding process.
Δ_{min}	Minimum Hamming distance.
t_k	Number of error bits can be corrected by MDPC code.
R_F	Code rate of MDPC code.
θ	Transmission overhead.

modulation format and a longer transmission distance when the auxiliary channels are supported.

II. SYSTEM DESIGN

Fig. 1 shows the basic reference architecture of two-channel THz system, including one main channel and one auxiliary channel. The notations are summarized in Table I.

We propose to use a MDPC code over both the main and auxiliary channel. Thereby, source data is first encoded to generate coding redundancy, and then distributed over two channels to be simultaneously sent toward receiver. Both main and auxiliary channel use THz technique, whereby auxiliary THz channel is utilized for transferring coding redundancy, while main THz channel is used for sending original data. The transmission rate of auxiliary channel should be lower than or equal to that of main channel. To restrict the issue of co-channel interference, auxiliary and main channel should be spatially divided or used at different frequencies. The higher frequency should be used for the auxiliary channel, while the lower one should be configured for the main channel; this will be proved in section IV. To achieve a high bitrate, we can use high-order modulations because the quality of the data transmission can be satisfied by the redundancy sent over the auxiliary channel.

Three main blocks, shown in Fig. 1, include sender, THz transmission channels and receiver. The sender with FEC physical layer using MDPC code is operated to generate the redundant data from the coding process for protecting source data before transmission. The THz channels send original and redundant data towards the receiver. Finally, the receiver with FEC physical layer using MDPC code has the function of detecting and correcting error bits by the decoding process.

As shown in Fig. 1, any input data represented by a long bit stream is split into substreams of K bits each. The coding cache is created to temporarily store any K bits arrived at the source for coding process. A block is defined to be a set of bits coded and decoded with each other, e.g., in Fig. 1 each block has K original bits. In this paper, we consider that the MDPC code with n dimensions (D) has the same length (L) of m data bits in each dimension, which is labeled MDPC(nD/mL), i.e., $K = m^n$ [17]. To work well for this coding mechanism and achieve a free error transmission, m and n are chosen for K so that they satisfy Eq. (2) as discussed in section III. The encoding process from the encoder for the parity bits can be referred [17]: A MDPC code with $n = 2$ dimensions is a special case of multidimensional codes, whereby data bits are put into a two-directional matrix including columns and rows, where column and row parity bits are placed in the last row and column, respectively; each column parity bit in the last row secures data bits in its column and each row parity bit in the last column secures data bits in its row; the parity check bit on check bits for securing column and row parity bits is placed at the bottom right corner of the matrix. For $n \geq 3$, MDPC code is a construction of combining the basic three-dimensional parity check cubes into a multidimensional hypercube, whereby a three-dimensional parity check cube is constructed by putting the two-dimensional parity matrices layered into a third dimension and the parity bits across the layers of data bits belong to the last layer. However, $n = 2$ is a good choice for this system in terms of code rate, which will be discussed in section IV. After the coding processing, the encoder generates R parity bits, i.e., $K + R = (m + 1)^n$ bits in total [17], so $R = (m + 1)^n - m^n$ parity bits. We note that the K original bits stay unchanged during the coding process. Finally, any K original bits and the R parity bits are transferred in parallel over the main and auxiliary channel, respectively. In our evaluation, we consider these channels to be independent transmission channels without co-channel interference. In the context of THz systems, this could, e.g., be reached by using a 2x2 MIMO-system with spatially-divided transmission channels with focused pencil beams or frequency division.

At the receiver, the decoder sufficiently collects data and parity bits of the same block from both channels for the decoding process used iterative decoding algorithm proposed by [17]. The order of bits in transmission is also known by the

decoder at the receiver for arranging them into a multidimensional matrix for the decoding process. MDPC(nD/mL) code at the receiver has the function of detecting and correcting error bits. The receiving buffer is necessary but is always a big challenge in high speed systems to temporally store all arriving data.

III. ANALYSIS

In this section, we provide the analysis of THz system presented with considering MDPC(nD/mL) code for code rate.

In general, according to [18], the minimum Hamming distance of MDPC(nD/mL) code is $\Delta_{min} = 2^n$. Hence, the number of error bits that can be corrected by MDPC(nD/mL) code is given as:

$$t_k = \frac{\Delta_{min} - 2}{2} \quad (1)$$

As discussed in [17], with any MDPC(nD/mL), m data bits are secured by each parity bit and each data bit is secured by n parity bits, i.e., the number of data bits at the input encoding process of the sender can be given as $K = m^n$ and the total number of data bits at the output encoding process of the sender can be given as $K + R = (m + 1)^n$. Since $K = m^n$ data bits are transferred over the main THz channel with bit error probability p_e^M and $R = (m + 1)^n - m^n$ parity bits are transferred over the auxiliary THz channel with bit error probability p_e^A , we need to choose the parameters of m and n ($m, n \in \mathbb{N}$) so that the total number of error bits occurred when transmitting $K + R$ bits over two THz channels is lower than or equal to the ability of correcting bit errors by MDPC code with n dimensions to achieve a free error system, i.e.,

$$m^n \cdot p_e^M + [(m + 1)^n - m^n] p_e^A \leq t_k. \quad (2)$$

The code rate of MDPC code can be given as

$$R_F = \frac{K}{K + R} = \frac{m^n}{(m + 1)^n}, \quad (3)$$

where m and n are chosen so that they satisfy Eq. (2). Based on Eq. (3), the transmission overhead θ of two-channel THz system can be calculated as

$$\theta = 1 - R_F. \quad (4)$$

IV. NUMERICAL RESULTS

For the evaluation of the system's performance, BER statistics from Link Level Simulations of the Simulator For Mobile Networks-framework (SiMoNe) are used [19]. The simulations are conducted under the assumption of free-space path loss using high gain antennas of 26.2 dBi antenna gain - both at transmitter and receiver - and a transmission power of -8 dBm. A chip rate of 21.12 Gchip/s (42.24 GHz sampling frequency) and BPSK, QPSK and 8PSK modulation schemes have been selected and evaluated. Thermal noise is added to the simulated transmission signal with a noise temperature of 290 K and a noise figure of the receiver of 10 dB. The center frequencies are selected to 291.6 GHz as defined in IEEE802.15.3d for the channel bandwidth of 25.92 GHz, 300.0 GHz as it is the operating frequency of the channel

sounder available at Technische Universität Braunschweig [20] as well as 677.5 GHz and 872.5 GHz as both frequencies have been used in previous works [14], [15]. In order to show the effect of the MDPC(nD/mL) code, no FEC is applied, neither to main nor to auxiliary channel.

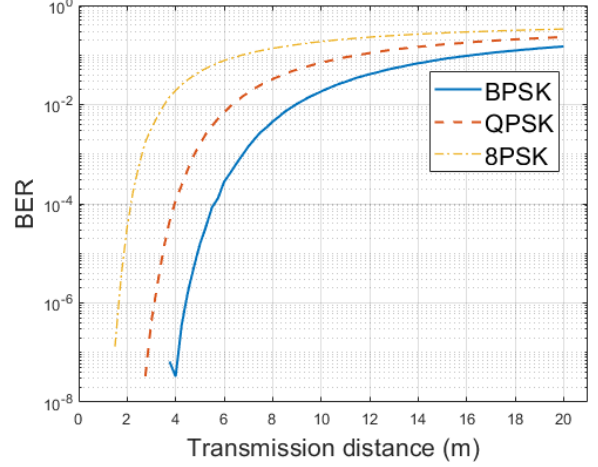


Figure 2: BER vs. transmission distance without considering MDPC code for frequency of 291.6 GHz.

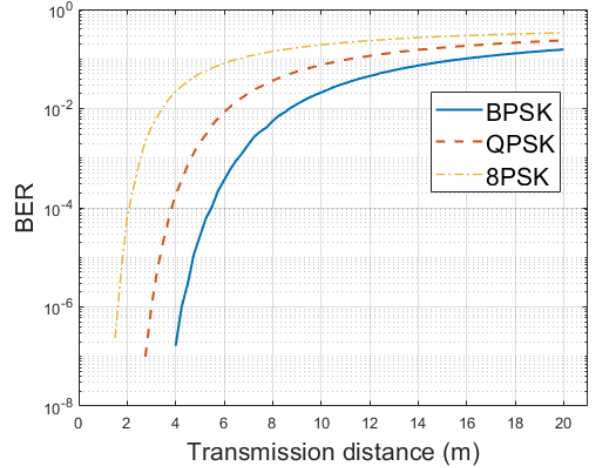


Figure 3: BER vs. transmission distance without considering MDPC code for frequency of 300 GHz.

Fig. 2, Fig. 3, Fig. 4 and Fig. 5 show BER vs. transmission distance interval [0.25; 20]m, each measurement step is 0.25 meter apart, for THz frequency of 291.6 GHz, 300 GHz, 677.5 GHz and 872.5 GHz without considering FEC code, respectively. We observe that the larger the transmission distance, modulation order or frequency, the higher the BER.

Next, we theoretically analyze the code rate R_F of two-channel THz systems with different configurations, using MDPC(nD/mL) code. Our THz system considered includes one main channel and one auxiliary channel, referred to section II. To get the code rate R_F for a free error THz system

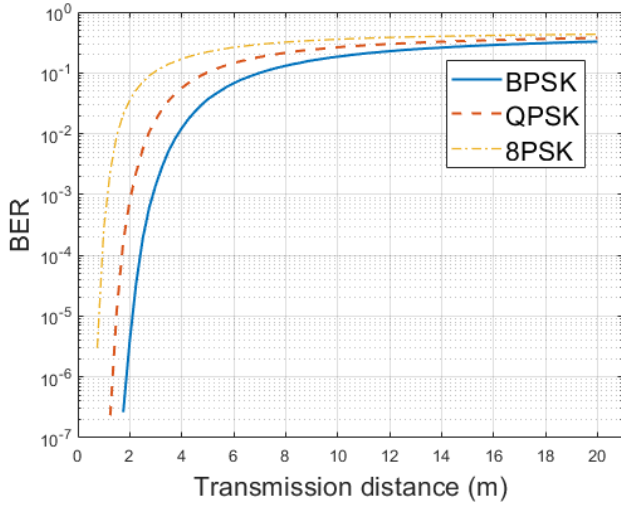


Figure 4: BER vs. transmission distance without considering MDPC code for frequency of 677.5 GHz.

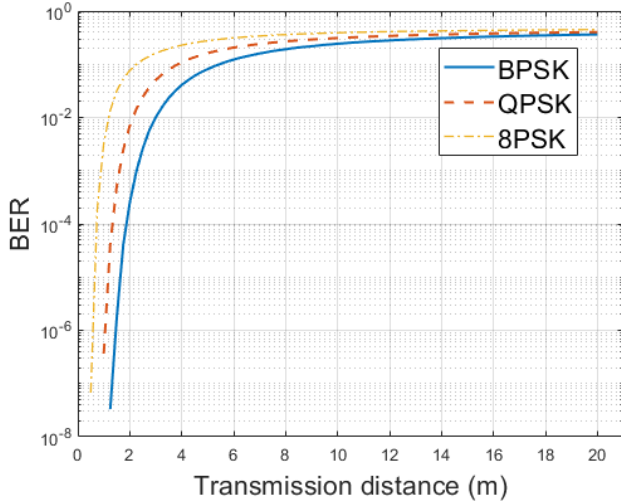


Figure 5: BER vs. transmission distance without considering MDPC code for frequency of 872.5 GHz.

as analyzed above, we use Eq. (1), Eq. (2) and Eq.(3), whereby m and n are chosen so that they satisfy Eq. (2) and the total number of error bits received at the receiver side is equal to or as close as possible to the ability of correcting error of MDPC(nD/mL) code, i.e., each coding block is $K = m^n$ sent over main channel and its redundancy is $R = (m+1)^n - m^n$ sent over auxiliary channel. The bit error probability of main channel p_e^M and auxiliary channel p_e^A is got from Fig. 2, Fig. 3, Fig. 4 and Fig. 5. For simplicity, both main and auxiliary channel use the same type of modulation.

Fig. 6, Fig. 7 and Fig. 8 show the code rate R_F with MDPC(nD/mL) code for $n = 2$ dimensions for the two-channel THz system including one main channel to send original data and one auxiliary channel to send redundant

data, using the main channel with 291.6 GHz, 300 GHz and 677.5 GHz, respectively. All auxiliary channels use the same frequency of 872.5 GHz. Both main and auxiliary channel are assumed using the same kind of modulation, so they have the same transmission rate. Three kinds of modulation considered are BPSK, QPSK and 8PSK. The transmission distance of main and auxiliary channel is set the same. In general, the larger the transmission distance or modulation level, the higher the error bit rate; the code rate R_F decreases with an increasing transmission distance and an increasing modulation order. Additionally, since the main channel using 677.5 GHz in Fig. 8 and 291.6 GHz in Fig. 6 incurs the highest and lowest erroneous bits, respectively, Fig. 8 has the lowest code rate R_F , while Fig. 6 has the highest code rate R_F .

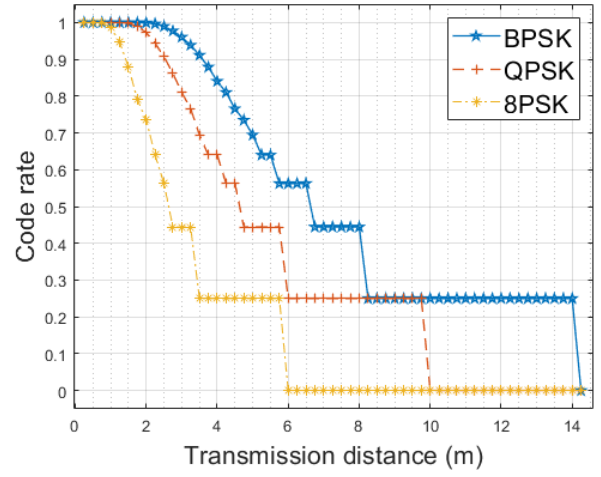


Figure 6: Code rate with MDPC(nD/mL) code for $n = 2$ dimensions, where main channel using 291.6 GHz and auxiliary channel using 872.5 GHz.

Let d_{main} and d_{aux} be the transmission distance of main channel and auxiliary channel, respectively, whereby $d_{main} = d_{aux} = d$. Now we choose a scenario with the best code rate for analysis. In Fig. 6, we have: Code rate $R_F = 1$ means no auxiliary bits needed, e.g., $0.25m \leq d \leq 1.5m$ for BPSK, $0.25m \leq d \leq 1m$ for QPSK, $0.25m \leq d \leq 0.5m$ for 8PSK. $R_F = 0$ means that in reality no transmission is possible, e.g., $d > 14m$ for BPSK, $d > 9.75m$ for QPSK and $d > 5.75m$ for 8PSK. $R_F = 0.25$ is a very prominent step for all modulation schemes, e.g., $8.25m \leq d \leq 14m$ for BPSK, $6m \leq d \leq 9.75m$ for QPSK, $3.5m \leq d \leq 5.75m$ for 8PSK. Based on this analysis, we can choose a reasonable transmission distance with code rate R_F stipulated by the system. We can similarly analyze for Fig. 7 and Fig. 8.

Fig. 9 presents a comparison of code rate of MDPC(nD/mL) code with $n = 2$ dimensions for two types of two-channel THz system configuration. The first one uses one main channel with 291.6 GHz and one auxiliary channel with 872.5 GHz. The second one uses one main channel with 872.5 GHz and one auxiliary channel with 291.6 GHz. In this scenario, we only consider 8PSK and the transmission distance of main channel

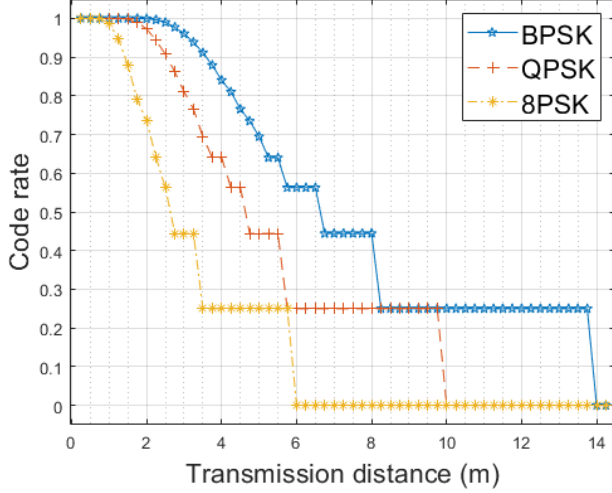


Figure 7: Code rate with MDPC(nD/mL) code for $n = 2$ dimensions, where main channel using 300 GHz and auxiliary channel using 872.5 GHz.

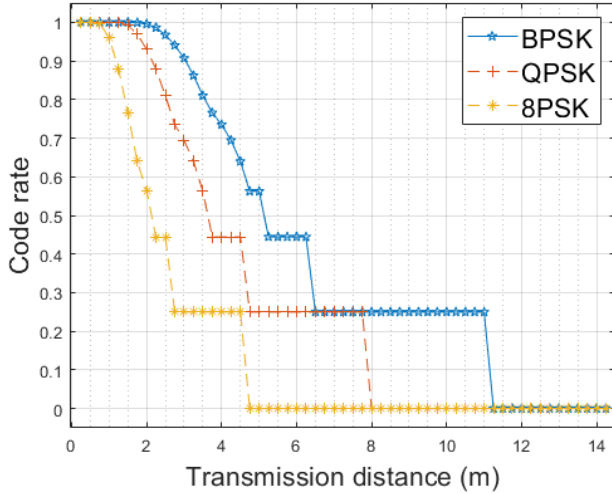


Figure 8: Code rate with MDPC(nD/mL) code for $n = 2$ dimensions, where main channel using 677.5 GHz and auxiliary channel using 872.5 GHz.

is similar to that of auxiliary channel. In general, the THz system with main channel of 291.6 GHz has a better code rate, compared with THz system with main channel of 872.5 GHz. The reason is because for each coding block, the required redundant data is often lower than original data; in addition, the number of erroneous bits is larger at higher frequencies; thus redundant bits for the THz system with main channel of 291.6 GHz are lower than that for the THz system with main channel of 872.5 GHz. Therefore, we can give a conclusion that the main channel should be used the frequency lower than the auxiliary channel to improve the code rate R_F .

Finally, Fig. 10 shows a comparison of code rate with

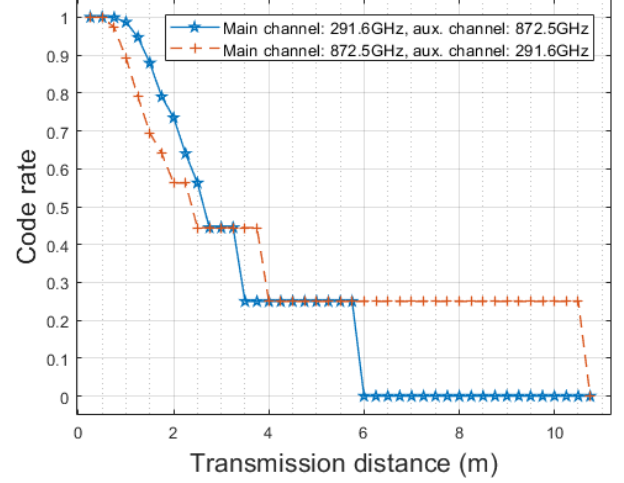


Figure 9: Comparison of code rate with MDPC(nD/mL) code for $n = 2$ dimensions, where all channels use 8PSK.

MDPC(nD/mL) code for $n = 2; 3; 4$ dimensions, where main channel uses 291.6 GHz, auxiliary channel uses 872.5 GHz, all channels use 8PSK and the transmission distance of main channel is similar to that of auxiliary channel. In general, we see that the code rate R_F decreases with increasing the number of dimensions n . With a high BER as THz system, increasing the number of dimensions with much more redundant data bits with the aim of increasing the reliability of the system can cause much more error bits received at the receiver side, resulting in generating a higher code rate. Through this analysis, we recommend that we should only choose the number of dimensions with $n = 2$ but it still satisfies its reliability and efficiency for two-channel THz system, if m and n are chosen so that they satisfy Eq. (2). Fig.11 shows the transmission overhead applied from Eq. (4) for the channel configurations from Fig. 10. In general, since MDPC(nD/mL) with $n = 2$ has the highest code rate R_F , it has the lowest transmission overhead, while MDPC(nD/mL) with $n = 4$ has the highest transmission overhead, compared with MDPC(nD/mL) with $n = 3$.

V. CONCLUSION

In this paper, we proposed a two-channel THz transmission system, including one THz main channel used to send original data and one THz auxiliary channel exploited to transfer parity data, where all channels are spatially divided or used at the different frequencies to avoid co-channel interference. Our analysis evaluated and compared this system with different configurations in term of code rate and transmission overhead of MDPC(nD/mL) required for a reliable system. The results showed that the original data of each block is transferred by the main THz channel over longer distances with a high-level modulation, when the auxiliary channel supports sending parity data for the erasure error. Our analysis showed that to have a high code rate, we should configure the main THz

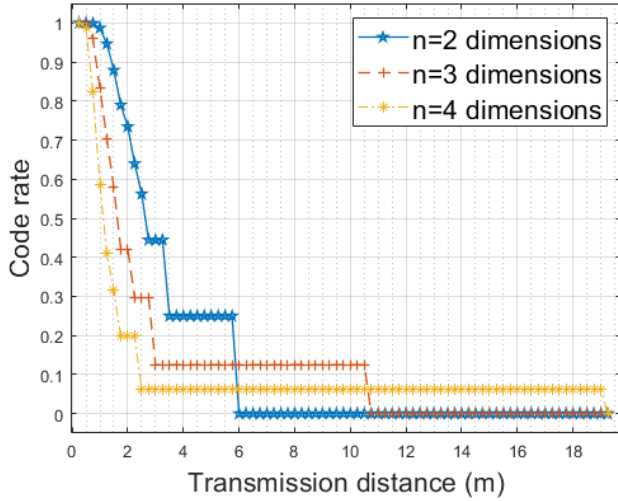


Figure 10: Comparison of code rate with MDPC(nD/mL) code for $n = 2; 3; 4$ dimensions, where main channel uses 291.6 GHz, auxiliary channel uses 872.5 GHz, and all channels use 8PSK.

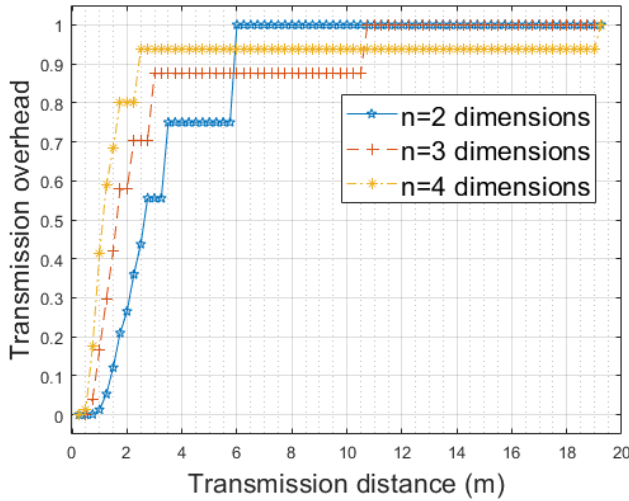


Figure 11: Comparison of transmission overhead with MDPC(nD/mL) code for $n = 2; 3; 4$ dimensions, where main channel uses 291.6 GHz, auxiliary channel uses 872.5 GHz, and all channels use 8PSK.

channel with the frequency lower than the auxiliary channel and MDPC(nD/mL) with $n = 2$ is a good choice for two-channel THz system.

ACKNOWLEDGMENT

This work was partially supported by the DFG Project Nr. JU2757/12-1, "Meteracom: Metrology for parallel THz communication channels."

REFERENCES

- [1] H. . Song, K. Ajito, Y. Muramoto, A. Wakatsuki, T. Nagatsuma, and N. Kukutsu, "24 gbit/s data transmission in 300 ghz band for future terahertz communications," *Electronics Letters*, vol. 48, no. 15, pp. 953–954, 2012.
- [2] T. Nagatsuma, S. Horiguchi, Y. Minamikata, Y. Yoshimizu, S. Hisatake, S. Kuwano, N. Yoshimoto, J. Terada, and H. Takahashi, "Terahertz wireless communications based on photonics technologies," *Opt. Express*, vol. 21, no. 20, pp. 23 736–23 747, Oct 2013. [Online]. Available: <http://www.opticsexpress.org/abstract.cfm?URI=oe-21-20-23736>
- [3] A. J. Seeds, H. Shams, M. J. Fice, and C. C. Renaud, "Terahertz photonics for wireless communications," *J. Lightwave Technol.*, vol. 33, no. 3, pp. 579–587, Feb 2015. [Online]. Available: <http://jlt.osa.org/abstract.cfm?URI=jlt-33-3-579>
- [4] L. Moeller, J. Federici, and K. Su, "Thz wireless communications: 2.5 gb/s error-free transmission at 625 ghz using a narrow-bandwidth 1 mw thz source," in *2011 XXXth URSI General Assembly and Scientific Symposium*, 2011, pp. 1–4.
- [5] C. Han, A. O. Bicen, and I. F. Akyildiz, "Multi-wideband waveform design for distance-adaptive wireless communications in the terahertz band," *IEEE Transactions on Signal Processing*, vol. 64, no. 4, pp. 910–922, Feb 2016.
- [6] F. Moshir and S. Singh, "Rate adaptation for terahertz communications," in *2016 13th IEEE Annual Consumer Communications Networking Conference (CCNC)*, Jan 2016, pp. 816–819.
- [7] N. Wehn and O. Sahin, "Next-Generation Channel Coding Towards Terabit/S Wireless Communications," Aug. 2018.
- [8] "IEEE standard for high data rate wireless multi-media networks—amendment 2: 100 gb/s wireless switched point-to-point physical layer," *IEEE Std 802.15.3d-2017 (Amendment to IEEE Std 802.15.3-2016 as amended by IEEE Std 802.15.3e-2017)*, pp. 1–55, 2017.
- [9] A. Faisal, H. Sarieddeen, H. Dahrouj, T. Y. Al-Naffouri, and M.-S. Alouini, "Ultra-massive mimo systems at terahertz bands: Prospects and challenges," 2020.
- [10] S. Nie, J. M. Jornet, and I. F. Akyildiz, "Intelligent environments based on ultra-massive mimo platforms for wireless communication in millimeter wave and terahertz bands," in *ICASSP 2019 - 2019 IEEE International Conference on Acoustics, Speech and Signal Processing (ICASSP)*, 2019, pp. 7849–7853.
- [11] H. Sarieddeen, M.-S. Alouini, and T. Y. Al-Naffouri, "An overview of signal processing techniques for terahertz communications," 2020.
- [12] X. Chen, A. Engelmann, A. Jukan, and M. Medard, "Linear network coding and parallel transmission increase fault tolerance and optical reach," *IEEE/OSA Journal of Optical Communications and Networking*, vol. 9, no. 4, pp. 244–256, April 2017.
- [13] A. Engelmann and A. Jukan, "Serial, parallel or hybrid: Towards a highly reliable transmission in rf/fso network systems," in *2015 IEEE International Conference on Communications (ICC)*, June 2015, pp. 6181–6186.
- [14] C. V. Phung, A. Engelmann, T. Kuerner, and A. Jukan, "Improving thz quality-of-transmission with systematic rlnc and auxiliary channels," in *2020 IEEE International Conference on Communications Workshops (ICC Workshops)*, 2020, pp. 1–6.
- [15] C. V. Phung, A. Engelmann, and A. Jukan, "Error correction with systematic rlnc in multi-channel thz communication systems," in *2020 43rd International Convention on Information, Communication and Electronic Technology (MIPRO)*, 2020, pp. 512–517.
- [16] J. Shea and T. Wong, "Multidimensional codes," 2005.
- [17] I. Vertat and L. Dudacek, "Multidimensional cross parity check codes as a promising solution to cubesat low data rate downlinks," in *2019 International Conference on Applied Electronics (AE)*, 2019, pp. 1–5.
- [18] D. Rankin and T. Gulliver, "Single parity check product codes," *IEEE Transactions on Communications*, vol. 49, no. 8, pp. 1354–1362, 2001.
- [19] B. K. Jung, C. Herold, J. M. Eckhardt, and T. Kärner, "Link-level and system-level simulation of 300 ghz wireless backhaul links," in *2020 International Symposium on Antennas and Propagation (ISAP)*, 2021, pp. 619–620.
- [20] S. Rey, J. M. Eckhardt, B. Peng, K. Guan, and T. Kärner, "Channel sounding techniques for applications in thz communications: A first correlation based channel sounder for ultra-wideband dynamic channel measurements at 300 ghz," in *2017 9th International Congress on Ultra Modern Telecommunications and Control Systems and Workshops (ICUMT)*, 2017, pp. 449–453.