

On the impossibility of non-trivial accuracy under fairness constraints

Carlos Pinzón¹, Catuscia Palamidessi², Pablo Piantanida³, and Frank Valencia⁴

^{1,2,4}Inria, France

^{3,4}CNRS, France

³L2S, Centrale Supélec, Université Paris-Saclay

^{1,2,4}LIX, École Polytechnique, Institut Polytechnique de Paris

Abstract—One of the main concerns about fairness in machine learning (ML) is that, in order to achieve it, one may have to renounce to some accuracy. Having this trade-off in mind, Hardt et al. have proposed the notion of equal opportunities (EO), designed so as to be compatible with accuracy. In fact, it can be shown that if the source of input data is deterministic, the two notions go well along with each other. In the probabilistic case, however, things change.

As we show, there are probabilistic data sources for which EO can only be achieved at the total detriment of accuracy, i.e. among the models that achieve EO, those whose prediction does not depend on the input have the highest accuracy.

I. INTRODUCTION

During the last decade, the intersection between machine learning and social discrimination has gained considerable attention from the academia, the industry and the public in general. A similar trend occurred before between machine learning and privacy, and even the three fields have been studied together recently [Puj+20; Cum+19; KR19; Aga20].

Fairness, has proven to be harder to conceptualize than privacy, for which differential privacy has become the de-facto definition. Fairness is subjective and laws vary between countries. Even in academia, depending on the application, the words fairness and bias have different meanings [Cra17]. The current general consensus is that fairness can not be summarized into a unique universal definition; and for the most popular definitions, several trade-offs, implementation difficulties and impossibility theorems have been found [KMR16; Cho17]. One such definition of fairness is equal-opportunity [HPS16].

To contrast equal-opportunity with accuracy, we borrow the notion of trivial-accuracy from the work by Cumming et al. [Cum+19]. A non-trivial classifier is one that has higher accuracy than any constant classifier. Since constant classifiers are independent of the input, trivial-accuracy determines a very low minimum performance level that any correctly trained classifier should overcome. Yet as shown in related works [Cum+19; Aga20], under the simultaneous constraints of differential privacy and equal-opportunity, it is impossible to have non-trivially accurate classifiers.

In this paper, we complement these existing theorems by showing that even without the assumption of differential-privacy, there are distributions for which equal-opportunity

implies trivial-accuracy. This is only possible, however, under a probabilistic data source, i.e. when the truly correct output for a given input may not necessarily be neither zero nor one, but a probabilistic decision.

Probabilism plays two different roles in this paper. On the one hand, we allow classifiers to be probabilistic. This is important because sometimes randomness may be the only fair way to distribute an indivisible limited resource. On the other hand, we allow the data source to be probabilistic. This is motivated by two different reasons:

- 1) Ethically, it enables a more realistic and general representation of reality: one in which the information in the input may be insufficient to conclude definitely the yes-no decision, or in which real-life constraints force the decision to be different for identical inputs.
- 2) Scientifically, it provides a more general, yet simple, perspective for understanding the trade-off between fairness and accuracy. Also, it can take into account that in practice, input datasets are a noisy (thus probabilistic) approximation of reality.

Our contributions are the following.

- 1) We prove that for certain non-degenerated probabilistic distributions, no predictor can achieve equal-opportunity and non-trivial-accuracy simultaneously.
- 2) We explain how to modify existing results that assume deterministic data sources to the probabilistic case:
 - a) We prove that for certain distributions, the Bayes classifier does not satisfy equal-opportunity. As a consequence, in these cases, equal-opportunity can only be achieved by trading-off some accuracy.
 - b) We give sufficient and necessary conditions for non-trivially-accurate predictors to exist.
- 3) We prove and depict several algebraic and geometric properties about the feasible region in the plane of opportunity-difference versus error.

II. RELATED WORKS

This work is strongly connected with two existing works that consider a randomized learning algorithm that guarantees (exact) equal-opportunity and also satisfies ϵ -differentially-privacy. In [Cum+19], it is proposed that for certain distributions, these constraints imply trivial-accuracy. In [Aga20],

more generally, they prove the same claim for any arbitrary distribution and for non-exact equal-opportunity, i.e. bounded opportunity-difference. They also highlight that although there appears to be an error in the proof of [Cum+19], the statement is still correct. In contrast, in this document, we prove the existence of particular distributions in which trivial-accuracy is implied directly from the (exact) equal-opportunity constraint, without assuming the learning algorithm to be differentially private.

Another work about differential-privacy and fairness is [Puj+20]. Unlike our work and that of [Aga20], which are limited to equal-opportunity (and equal-odds), they use a different notion of fairness, and this allows them to provide examples in which privacy and fairness are not necessarily in a trade-off.

There are also several works that focus on the feasibility of fairness constraints. In [KMR16], it is shown that several different fairness notions can not hold simultaneously, except for exceptional cases. In [LCM18], it is shown that the two main legal notions of discrimination are in conflict for some scenarios. In particular when impact parity and treatment parity are imposed, the learned model seems to decide based on irrelevant attributes. These works differ from our work in that they reveal contradictions that arise when different notions of fairness are imposed together. In contrast, we fix a single fairness notion, equal-opportunity, and reveal a contradiction that may arise with non-trivial accuracy.

Lastly, our geometric plots differ from those in the seminal paper of equal-opportunity [HPS16], in which the X- and Y-axis are $\mathbb{P}[\hat{Y}_f=1 | A=a, Y=1]$ for $a=0$ and $a=1$ respectively. In this sense, we provide a complementary geometric perspective for analyzing equal-opportunity and accuracy together.

III. PRELIMINARIES

We consider the problem of binary classification with binary protected attributes.

Data source

We consider an observable underlying statistical model consisting of three random variables over a probability space $(\Omega, \mathcal{E}, \mathbb{P})$: the *protected feature* $A : \Omega \rightarrow \{0, 1\}$, the *non-protected feature vector* $X : \Omega \rightarrow \mathbb{R}^d$ for some positive integer d , and the *target label* $Y : \Omega \rightarrow \{0, 1\}$. We refer to this statistical model as the *data source*.

Unless stated otherwise, we assume the *range* $\text{Im}(X) \subseteq \mathbb{R}^d$ of the random variable X to be finite, i.e. X can only take a finite number of vector values. This assumption simplifies the reasoning and reduces verbosity of definitions, claims and arguments, e.g. conditional probabilities are now defined uniquely instead of almost uniquely. At the same time, this assumption holds for most applications because data is always discretized into floating point numbers.

For results that apply more generally when X is a measurable continuous or mixed random variable, we state it explicitly and provide their measure-theoretical proofs.

We define \mathcal{R}_X to be the *essential range* of X , that is

$$\mathcal{R}_X \stackrel{\text{def}}{=} \{x \in \mathbb{R}^d : (\forall \epsilon > 0) \mathbb{P}[\|X - x\| < \epsilon] > 0\}$$

which can be simplified to

$$\mathcal{R}_X \stackrel{\text{def}}{=} \{x \in \mathbb{R}^d : \mathbb{P}[X=x] > 0\}$$

whenever $\text{Im}(X)$ is finite. We use the same notation for the random variables A , Y and their products, e.g. $\mathcal{R}_A, \mathcal{R}_Y \subseteq \{0, 1\}$, and, whenever \mathcal{R}_X is finite, $\mathcal{R}_{X,A} \stackrel{\text{def}}{=} \{(x, a) \in \mathcal{R}_X \times \mathcal{R}_A : \mathbb{P}[X=x, A=a] > 0\}$.

Source distribution

The joint probability $\pi : \mathcal{R}_X \times \mathcal{R}_A \rightarrow [0, 1]$ of the inputs A and X and the conditional probability $q : \mathcal{R}_{X,A} \rightarrow [0, 1]$ of Y given A and X , are given by

$$\begin{aligned} \pi(x, a) &\stackrel{\text{def}}{=} \mathbb{P}[X=x, A=a] \\ q(x, a) &\stackrel{\text{def}}{=} \mathbb{P}[Y=1 | X=x, A=a] \end{aligned}$$

These two functions determine the data source completely, and we distinguish two cases: the data source is *probabilistic* in general, but if $\text{Im}(q) \subseteq \{0, 1\}$, then it is said to be *deterministic*. This distinction between deterministic and non-deterministic the data source is crucial, because several statements hold exclusively in one of the two cases.

Classifiers and predictors

A *predictor*, or *soft predictor*, is any function $f : \mathcal{R}_{X,A} \rightarrow [0, 1]$. The set of all soft predictors is denoted as \mathcal{F} . Each predictor $f \in \mathcal{F}$ represents a probabilistic *classifier* \hat{Y}_f , i.e. an independent Bernoulli random variable whose parameter is given by $f(X, A)$. More precisely, a classifier is a random variable $\hat{Y}_f : \Omega \rightarrow \{0, 1\}$ that satisfies $\mathbb{P}[\hat{Y}_f=1 | X=x, A=a] \stackrel{\text{def}}{=} f(x, a)$ and is conditionally independent of Y and all other classifiers given X and A .

In contrast, a *hard predictor* is a predictor $f \in \mathcal{F}$ with $\text{Im}(f) \subseteq \{0, 1\}$, in which case the classifier \hat{Y}_f is deterministic with respect to (X, A) and $\hat{Y}_f = f(X, A)$. Because of this equality, which fails when f is not hard, we use the terms predictor and classifier interchangeably only in the hard case. In the general case, we use the two terms differently to avoid ambiguity: f is the predictor and \hat{Y}_f the classifier.

For each predictor $f \in \mathcal{F}$, we write \bar{f} to denote the *arg-max classifier* of f , i.e. the classifier given by $\bar{f}(x, a) \stackrel{\text{def}}{=} \mathbf{1}_{f(x,a) > 1/2}$. In particular, \bar{q} corresponds to the *Bayes classifier*. It is well known¹ that this classifier has minimal error among all predictors, regardless of whether the data source is deterministic or not.

Evaluation metrics

The *opportunity-difference* of a predictor $f \in \mathcal{F}$ is defined as

$$\begin{aligned} \text{oppDiff}(f) &\stackrel{\text{def}}{=} \mathbb{P}[\hat{Y}_f=1 | A=1, Y=1] \\ &\quad - \mathbb{P}[\hat{Y}_f=1 | A=0, Y=1] \end{aligned}$$

¹See for instance Chapter 3 of [Fuk13].

A predictor $f \in \mathcal{F}$ is said to satisfy *equal-opportunity* [HPS16] whenever $\text{oppDiff}(f) = 0$.

The *error* and the *accuracy* of a predictor $f \in \mathcal{F}$ are defined as

$$\begin{aligned}\text{err}(f) &\stackrel{\text{def}}{=} \mathbb{P}[\hat{Y}_f \neq Y] \\ \text{acc}(f) &\stackrel{\text{def}}{=} 1 - \text{err}(f)\end{aligned}$$

As shown in Lemma 8, the error can also be computed as $\text{err}(f) = \mathbb{E}[|f(X, A) - Y|]$.

Additionally, we consider a minimal reference level of accuracy that should be outperformed intuitively by any well-trained predictor. The *trivial accuracy* [Cum+19] is defined as $\tau \stackrel{\text{def}}{=} \max \{\text{acc}(f) : f \in \text{Triv}\}$, where Triv is the set of (trivial) predictors whose output does not depend on X and A at all, and as a consequence is independent of Y as well. Formally $\text{Triv} \stackrel{\text{def}}{=} \{f \in \mathcal{F} : |\text{Im}(f)| = 1\}$. According to the Neyman-Pearson Lemma, the most accurate trivial predictor is always hard, i.e. either $(x, a) \mapsto 0$ or $(x, a) \mapsto 1$. Thus τ is well defined and can be computed more easily as

$$\tau = \max \{\mathbb{P}[Y=0], \mathbb{P}[Y=1]\}.$$

A predictor $f \in \mathcal{F}$ is said to be *trivially accurate* if $\text{acc}(f) \leq \tau$, and *non-trivially accurate*, or *non-trivial* otherwise. Notice that for a *degenerated data source* in which the decision Y is independent of X and A , all predictors are forcibly trivially accurate.

IV. THE ERROR VS OPPORTUNITY-DIFFERENCE REGION

In this section, we analyze the region $M \subseteq [0, 1] \times [-1, +1]$ given by

$$M \stackrel{\text{def}}{=} \{(\text{err}(f), \text{oppDiff}(f)) : f \in \mathcal{F}\}$$

which represents the feasible combinations of the evaluation metrics (error and opportunity-difference) that can be obtained for a given source distribution (π, q) . This region determines the tension between error and opportunity difference.

The results presented in this section assume that the data source is discrete and its range is finite. We will use the following vectorial notation to represent both the distribution (π, q) and any arbitrary classifier $f \in \mathcal{F}$.

Definition 1. Suppose $\mathcal{R}_{X,A} = ((x_i, a_i))_{i=1}^n$ for some integer $n > 0$. In order to represent π, q and any $f \in \mathcal{F}$ respectively, let $P, Q, F \in \mathbb{R}^n$ be the vectors given by

$$\begin{aligned}P_i &\stackrel{\text{def}}{=} \mathbb{P}[X=x_i, A=a_i] \\ Q_i &\stackrel{\text{def}}{=} \mathbb{P}[Y=1 | X=x_i, A=a_i] \\ F_i &\stackrel{\text{def}}{=} \mathbb{P}[\hat{Y}_f=1, X=x_i, A=a_i]\end{aligned}$$

For notation purposes, let also $Q^{(0)}, Q^{(1)} \in \mathbb{R}^n$ be given by $Q_i^{(a)} \stackrel{\text{def}}{=} Q_i \cdot \mathbf{1}_{a_i=a}$, and let

$$\begin{aligned}\text{err}(F) &\stackrel{\text{def}}{=} \langle P, Q \rangle + \langle F, 1-2Q \rangle \\ \text{oppDiff}(F) &\stackrel{\text{def}}{=} \frac{\langle F, Q^{(1)} \rangle}{\langle P, Q^{(1)} \rangle} - \frac{\langle F, Q^{(0)} \rangle}{\langle P, Q^{(0)} \rangle}\end{aligned}$$

where $\langle \cdot, \cdot \rangle$ denotes the inner product:

$$\langle u, v \rangle \stackrel{\text{def}}{=} u_1 v_1 + \dots + u_n v_n. \quad (\text{End})$$

Regarding Definition 1, we highlight three important remarks:

- 1) $Q \in [0, 1]^n$, $P \in (0, 1]^n$, $\|P\|_1 = 1$ and F lies in the rectangular n -dimensional box given by

$$0 \preceq F \preceq P,$$

where \preceq denotes the componentwise order in \mathbb{R}^n , i.e. $0 \leq F_i \leq P_i$ for each $i \in \{1, \dots, n\}$. Moreover, from the definition of P and F , the vertices of this rectangular box correspond precisely with the deterministic predictors.

- 2) The vectorial definitions of error and opportunity-difference correspond to those of the arbitrary case as shown in Lemma 9. Moreover, their gradients are constant.
- 3) There is a one-to-one correspondence between the predictors $f \in \mathcal{F}$ and the vectors F that satisfy $0 \preceq F \preceq P$. Indeed, each predictor is uniquely given by its pointwise values $f(x_i, a_i) = \frac{F_i}{P_i}$ and each vector by its pointwise coordinates $F_i = P_i f(x_i, a_i)$. Therefore

$$M = \{(\text{err}(F), \text{oppDiff}(F)) : 0 \preceq F \preceq P\}$$

We now make use of results from a different research area in mathematics, geometry, to conclude the main properties of the region M .

Theorem 1. Assuming a discrete data source with finitely many possible outcomes, the region M of feasible combinations of error versus opportunity-difference satisfies the following claims.

- 1) M is a convex polygon.
- 2) The vertices of the polygon M correspond to some deterministic predictors.
- 3) M is symmetric with respect to the point $(1/2, \text{oppDiff}(P)/2)$.

Proof. Assume the notation of Definition 1.

Part 1. In geometrical terms, M is the result of applying an affine transformation, i.e. a linear transformation and a translation, to the n -dimensional *polytope* given by $0 \preceq F \preceq P$.

Affine transformations are known to map polytopes into polytopes (See Chapter 3 of [Grü13]), therefore M must be a 2-dimensional polytope, i.e. the region M is a convex polygon. In theory, this region may also be a 1-dimensional segment, but this can only occur in the extreme case that $q = 1/2$ everywhere.

Part 2. The vertices of a polytope, also called *extremal points*, are the points in the polytope that are not in the segment between any two other points in the polytope. It is known from geometry theory that affine mappings preserve collinearity, i.e. they map segments into segments. Hence the vertices of M must necessarily correspond to some vertices of the polytope $0 \preceq F \preceq P$. That is, the vertices of the polygon M correspond to some deterministic classifiers.

Part 3. Notice (Lemma 10) that

$$\begin{aligned}\text{err}(P - F) &= 1 - \text{err}(F) \\ \text{oppDiff}(P - F) &= \text{oppDiff}(P) - \text{oppDiff}(F)\end{aligned}$$

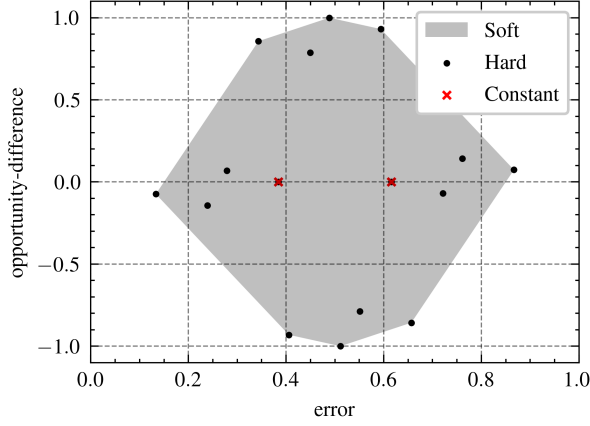


Fig. IV.1. Region M for an arbitrary source distribution. The data source is not deterministic because the Bayes classifier does not satisfy equal-opportunity.

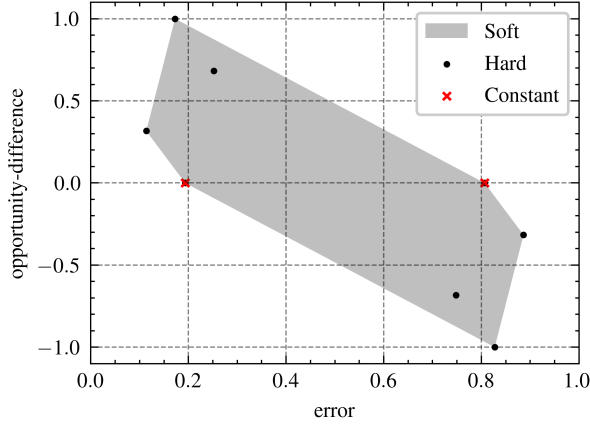


Fig. V.1. Randomly generated example using Algorithm 1. The constant classifiers are vertices of the polygon, thus the constraints of equal-opportunity and non-trivial accuracy can not be satisfied simultaneously.

This implies that for each point $(\text{err}(F), \text{oppDiff}(F)) \in M$, there is another one, namely $(\text{err}(P - F), \text{oppDiff}(P - F)) \in M$ that is symmetrical to the former w.r.t the point $(1/2, \text{oppDiff}(P)/2)$. Geometrically, this means that the polygon M is symmetric with respect to the point $(1/2, \text{oppDiff}(P)/2)$. \square

The reader is invited to visualize the aforementioned properties of M in Figure IV.1, which depicts the region M for a particular instance² of P and Q .

V. STRONG IMPOSSIBILITY RESULT

Contrasting with Figure IV.1 in the previous section, Figure V.1 shows a data source for which the constant classifiers are vertices of the polygon. This figure illustrates the strong trade-off that may occur. Namely, among the predictors satisfying equal-opportunity (those in the X-axis), the minimal error is achieved by a constant classifier.

²Namely $P=[0.267 \ 0.344 \ 0.141 \ 0.248]$, $Q=[0.893 \ 0.896 \ 0.126 \ 0.207]$ and $A=[0 \ 1 \ 0 \ 1]$

In other words, there are data sources for which no predictor can achieve equal-opportunity and non-trivial accuracy simultaneously. This is Theorem 3.

Since Theorem 3 is our strongest result, we also show how to generalize it to non-finite domains. For this purpose, and focusing on formality, we state in Definition 2 very precisely, for which kind of domains it applies.

Definition 2. We call a set $\mathcal{X} \subseteq \mathbb{R}^d$ an *essential domain* if it is the essential range $\mathcal{R}_Z = \mathcal{X}$ of any random variable $Z : \Omega \rightarrow \mathbb{R}^d$. That is, if for all $u \in \mathbb{R}^d$ it holds that $u \in \mathcal{X}$ if and only if $\mathbb{P}[\|Z - u\| < \epsilon] > 0$ for all $\epsilon > 0$.

Definition 2 excludes pathological domains such as non-measurable sets, the Cantor set or the irrationals. But it allows for isolated points, convex and closed sets, finite unions of them and countable unions of them as long as the resulting set is closed. This includes typical domains, such as products of closed intervals $\prod_{i=1}^n [l_i, r_i]$, or the whole space \mathbb{R}^n .

Theorem 3. For any essential domain $\mathcal{X} \subseteq \mathbb{R}^d$ with $|\mathcal{X}| \geq 2$ there exists a distribution (π, q) for (X, A, Y) with $\mathcal{R}_{X,A,Y} = \mathcal{X} \times \{0, 1\}^2$ such that the accuracy $\text{acc}(f)$ of any predictor $f \in \mathcal{F}$ that satisfies equal opportunity is at most the trivial accuracy τ .

Proof. The proof is divided in four parts. We will (i) reduce the problem into an algebraic one; (ii) find the linear constraints that solve the algebraic problem when satisfied; (iii) provide an algorithm that generates vectors that satisfy the linear constraints; and finally, (iv) convert the vectorial solution back into a distribution (π, q) for the given domain.

Part 1. Reduction to an algebraic problem.

Partition the non-protected input space \mathcal{X} into two non-empty sets $\mathcal{X}_1, \mathcal{X}_2$, and the input space $\mathcal{X} \times \{0, 1\}$ into three regions R_j :

$$\begin{aligned} R_1 &= \mathcal{X}_1 \times \{0\} \\ R_2 &= \mathcal{X}_2 \times \{0\} \\ R_3 &= \mathcal{X} \times \{1\} \end{aligned}$$

For any distribution (π, q) for which these 3 regions have positive probabilities, denote $P_j \stackrel{\text{def}}{=} \mathbb{P}[(X, A) \in R_j] > 0$ and $Q_j \stackrel{\text{def}}{=} \mathbb{P}[Y=1 | (X, A) \in R_j]$ for $j \in \{1, 2, 3\}$. We search for constraints over P and Q that are feasible and cause $\text{acc}(f) \leq \tau$ for any fair predictor $f \in \text{EOpp}$. The first such constraint is C1) $P, Q \in (0, 1)^3$.

that is, we require P_j to be positive, and Y to have at least some degree of randomness in each region.

Given a reference predictor f , let $F \in [0, 1]^3$ be the vector given by $F_j \stackrel{\text{def}}{=} \mathbb{P}[\hat{Y}_f=1, (X, A) \in R_j]$. Lemma 9 shows that the accuracy and the opportunity-difference of any predictor f can be computed from P, Q and F as

$$\begin{aligned} \text{acc}(f) &= \langle F, 2Q - 1 \rangle + C_Q \\ \text{oppDiff}(f) &= \frac{F_3}{P_3} - \frac{F_1 Q_1 + F_2 Q_2}{P_1 Q_1 + P_2 Q_2} \end{aligned}$$

where $C_Q \stackrel{\text{def}}{=} 1 - \langle P, Q \rangle$ is a constant and the operator $\langle \cdot, \cdot \rangle$ denotes the inner product explained in Definition 1. Since we are interested in relative accuracies with respect to the

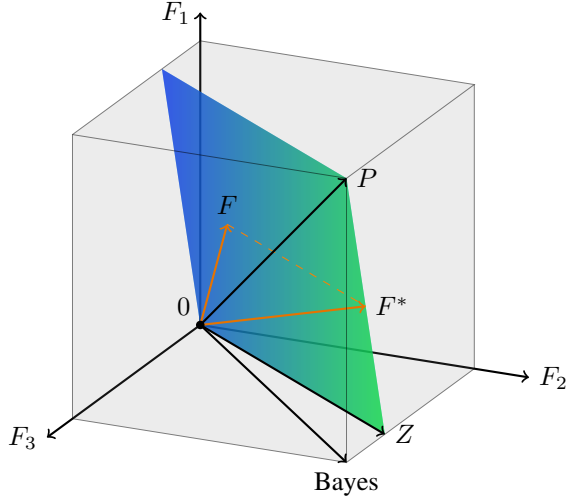


Fig. V.2. In vectorial form, the predictors that satisfy equal-opportunity form a plane inside the rectangular box of all predictors.

trivial predictors, the constant C_Q is mostly irrelevant. For this reason, we let $L(F) \in [-1, 1]$ denote the non-constant component of the accuracy $L(F) \stackrel{\text{def}}{=} \langle F, 2Q - 1 \rangle$.

Both accuracy and opportunity-difference are completely determined for any predictor by the vectors P , Q and F as shown above. Moreover, both quantities are linear with respect to F .

Regarding equal-opportunity, the constraint $\text{oppDiff}(f) = 0$ forms a plane in \mathbb{R}^3 , depicted in Figure V.2. This plane passes through the origin, is determined by P and Q , and contains all vectors F (restricted to $0 \leq F_j \leq P_j$) that satisfy

$$F_3(P_1Q_1 + P_2Q_2) - P_3(F_1Q_1 + F_2Q_2) = 0$$

or equivalently, all vectors F that are normal to the vector $(-P_3Q_1, -P_3Q_2, P_1Q_1 + P_2Q_2)$.

Regarding accuracy, the two constant predictors correspond to $F = 0$ and $F = P$, thus $\tau = C_Q + \max\{L(0), L(P)\}$. Importantly, both of them lie on the equal-opportunity plane.

The problem is now reduced to finding vectors P and Q such that all vectors F in the equal-opportunity plane satisfy $L(F) \leq \max\{L(0), L(P)\}$.

Part 2. Constraints for the algebraic solution.

To fix an orientation, let us impose these constraints:

- C2) Among the constant predictors, the accuracy of $F = P$ is higher than that of $F = 0$. This is $L(P) > 0 = L(0)$.
- C3) The Bayes classifier is located at $(0, P_2, P_3)$ as in Figure V.2. Algebraically this means $Q_1 < 1/2$ and $Q_2, Q_3 > 1/2$.

In order to derive the constraints that make the scalar field L maximal at P over the plane, consider the vector Z that lies on the plane and has minimal Z_1 and maximal Z_2 , i.e.

$$Z \stackrel{\text{def}}{=} (0, P_2, P_3 \frac{P_2Q_2}{P_1Q_1 + P_2Q_2})$$

Since the gradient of L is given by $2Q - 1$ and has signs $(-, +, +)$, then for any vector F in the plane, there is F^* in the segment between P and Z such that $F_1 = F_1^*$ and

$L(F^*) \geq L(F)$ (refer to Figure V.2). This implies that the L attains its maximal value on the segment between P and Z . Hence, for L to be maximal at P , it would suffice to have $L(P) > L(Z)$. As shown in Lemma 15, this can be achieved by imposing, in addition,

C4) $Q_3 + Q_1 \geq 1$, and

C5) $P_1Q_1 + P_2Q_2 < P_3Q_1$.

Part 3. Solution to the constraints.

Algorithm 1 is a randomized algorithm that generates random vectors. We will prove that the output vectors P and Q satisfy the constraints of the previous parts of this proof, regardless of the seed and the random sampling function, e.g. uniform. To corroborate, Figure V.1 shows a particular output of the algorithm³.

Algorithm 1 Random generator for Theorem 3.

```

1: procedure VECTORGENERATOR(seed)
2:   Initialize random sampler with the seed
3:    $Q_1 \leftarrow \text{random in } (0, 1/2)$ 
4:    $Q_2 \leftarrow \text{random in } (1/2, 1)$ 
5:    $Q_3 \leftarrow \text{random in } (1 - Q_1, 1)$ 
6:    $P_3 \leftarrow \text{random in } (1/2, 1)$ 
7:    $a \leftarrow \max\{(1 - P_3)Q_1, 1/2 - P_3Q_3\}$ 
8:    $b \leftarrow \min\{(1 - P_3)Q_2, P_3Q_1\}$ 
9:    $c \leftarrow \text{random in } (a, b)$ 
10:   $P_2 \leftarrow (c - Q_1(1 - P_3))/Q_2 - Q_1$ 
11:   $P_1 \leftarrow 1 - P_3 - P_2$ 
12:  return  $P, Q$ 

```

Two immediate observations about Algorithm 1 are that the construction of Q implies that constraints C3 and C4 are satisfied, and the construction of P implies $P_1 + P_2 + P_3 = 1$. To prove the correctness of the algorithm, it remains to prove that (i) $a < b$ (otherwise the algorithm would not be well-defined), that (ii) $P_2 \in (0, 1)$ for constraint C1, and also that (iii) constraints C2 and C5 are satisfied. For convenience of the reader, the algebraic proof of these claims are moved to Lemma 16.

Part 4. Construction of the distribution.

Taking into account that $\mathcal{X} \subseteq \mathbb{R}^d$ might be countable or uncountable, the distribution (π, q) can no longer be expressed as a pair of mass (or even density) functions. Instead, we must define $\pi(E)$ and $q(E)$ for any measurable $E \subseteq \mathbb{R}^d \times \{0, 1\}$, representing $\pi(E) = \mathbb{P}[(X, A) \in E]$ and $q(E) = \mathbb{P}[Y = 1 | (X, A) \in E]$.

Generate a pair of vectors P and Q using the algorithm of the previous part (Part 3). We require only a partition $\mathcal{X}_1, \mathcal{X}_2$ of \mathcal{X} and a joint distribution ϕ for (X, A, Y) with (essential) support $\mathbb{R}^d \times \{0, 1\}^2$ so that $\phi(R_j \times \{y\}) > 0$ for any $j \in \{1, 2, 3\}$ and $y \in \{0, 1\}$. The rest is straightforward: scale ϕ on each region to get $\phi^*(R_j \times \{0, 1\})(R_j) = P_j$ and $\phi^*(R_j \times \{1\}) = P_jQ_j$; and let $\pi(E) \stackrel{\text{def}}{=} \phi^*(E \times \{0, 1\})$ and for $\pi(E) > 0$, let $q(E) \stackrel{\text{def}}{=} \phi^*(E \times \{1\})/\pi(E)$ for $q(E) > 0$.

The remaining part of the proof is concerned with providing formally the existence of at least one such partition $\mathcal{X}_1, \mathcal{X}_2$ and one such distribution ϕ .

³The output is $P = [0.145 \ 0.082 \ 0.772]$ and $Q = [0.226 \ 0.858 \ 0.91]$. Also, $A = [0 \ 0 \ 1]$ from the partition $\{R_1, R_2, R_3\}$.

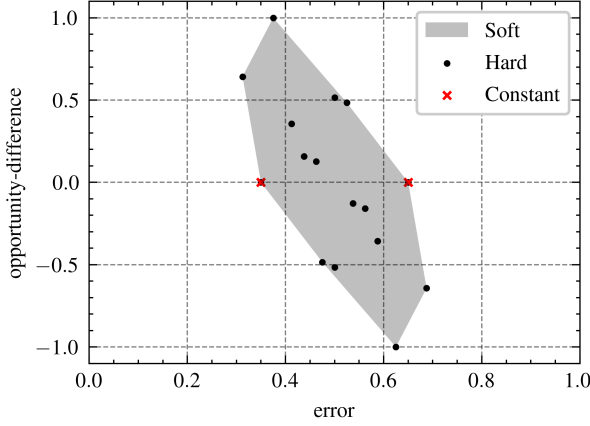


Fig. V.3. Example 1. One of the constant classifiers is Pareto-optimal.

Let S be the random variable whose essential range \mathcal{R}_S is \mathcal{X} . We must partition \mathcal{X} into two measurable sets \mathcal{X}_1 and \mathcal{X}_2 with positive probability each. This can be done, for instance, by choosing two different arbitrary points $s_1, s_2 \in \mathcal{X}$, and letting $\mathcal{X}_1 \stackrel{\text{def}}{=} \{s \in \mathcal{X} : \|s - s_1\| \leq \|s - s_2\|\}$ and $\mathcal{X}_2 \stackrel{\text{def}}{=} \mathcal{X} \setminus \mathcal{X}_1$. These sets have positive probabilities because $s_1, s_2 \in \mathcal{R}_S$, thus for any radius $r \leq \|s_1 - s_2\|/2$, we have $\mathbb{P}[S \in \mathcal{X}_j] \geq \mathbb{P}[\|S - s_j\| < r] > 0$.

Define ϕ for (X, A, Y) uniform with respect to (a, y) , and given by the distribution of S with respect to x . Formally, let

$$\phi(E) \stackrel{\text{def}}{=} \frac{1}{6} \sum_{(j,a) \in I} \sum_{y=0}^1 \mathbb{P}[S \in E_{a,y} | Z \in \mathcal{X}_j]$$

for any measurable $E \subseteq \mathbb{R}^d \times \{0, 1\}^2$, where $E_{a,y} \stackrel{\text{def}}{=} \{x \in \mathcal{X} : (x, a, y) \in E\}$ and $I \stackrel{\text{def}}{=} \{(0, 1), (0, 2), (1, 3)\}$ is the set of indices for (a, j) according to the definition of the regions R_j . \square

Finally, to conclude this section we present Example 1. It shows that there are many other non-degenerated scenarios, not necessarily that of Theorem 3, in which equal-opportunity and non-trivial-accuracy are incompatible.

Example 1. Consider a data source (X, A, Y) whose distribution is given by $\mathcal{R}_{X,A,Y} = \{0, 1\}^3$ and

| x | a | $\pi(x, a)$ | $q(x, a)$ |
|-----|-----|-------------|-----------|
| 0 | 0 | 3/8 | 9/20 |
| 0 | 1 | 2/8 | 15/20 |
| 1 | 0 | 1/8 | 15/20 |
| 1 | 1 | 2/8 | 16/20 |

Then, (i) there are predictors satisfying equal-opportunity, (ii) there are predictors with non-trivial accuracy, but (iii) there are no predictors satisfying both. (End)

Indeed, Figure V.3 depicts the region M for Example 1. On the one hand, the set of non-trivially-accurate predictors corresponds to the area with error strictly smaller than the left constant classifier. On the other hand, the set of equal-opportunity predictors is (for this particular example)

the closed segment between the two constant classifiers. As claimed in Example 1, these two areas are non-empty and do not intersect each other.

VI. PROBABILISTIC VS DETERMINISTIC SOURCES

In this section we study the trade-off between error and opportunity-difference when the data source is deterministic and probabilistic. Particularly, we show that some known properties that apply for the discrete case may fail to hold for the probabilistic one, and under what probabilistic conditions they fail or succeed.

Analyzing the more general probabilistic case is motivated by two different reasons. On the one hand, scientifically, it provides a more general, yet simple, perspective for understanding the trade-off. On the other hand, ethically, it enables a more realistic representation of a fair environment: one in which the information in (X, A) may be insufficient to conclude the correct decision Y ; in which (X, A) are prone to errors; or in which real-life constraints force the correct decision to be different for identical inputs (x, a) .

A. Deterministic sources

Under the assumption that the data source is deterministic, there are some important existing results showing the compatibility between equal-opportunity and accuracy:

Fact 4. Assuming a deterministic data source, if $\tau < 1$, then there is always a non-trivial predictor, for instance the Bayes classifier \bar{q} . Otherwise (degenerated case) all predictors are trivially accurate.

Fact 5. Assuming a deterministic data source, the Bayes classifier \bar{q} satisfies equal-opportunity necessarily.

As a consequence, equal-opportunity and non-trivial accuracy are always compatible provided $\tau < 1$ (because the Bayes classifier satisfies both). This is a celebrated fact and it was part of the motivations of [HPS16] for defining equal-opportunity, because other notions of fairness, including statistical parity, are incompatible with accuracy.

B. Probabilistic sources

If we allow the data source to be probabilistic, the results of the deterministic case change. In particular, Fact 4 is generalized by Proposition 6 and Fact 5 is affected by Proposition 7 and Example 1.

Analogous to τ for deterministic sources, we define a secondary reference value $\tau^* \in [0, 1]$. We let

$$\tau^* \stackrel{\text{def}}{=} \max \{ \mathbb{P}[q(X, A) \geq 1/2], \mathbb{P}[q(X, A) \leq 1/2] \},$$

highlighting that (i) $q(X, A)$ is itself a random variable varying in $[0, 1]$, (ii) τ and τ^* are equal when the data source is deterministic, and (iii) the condition $\tau = 1$ implies $\tau^* = 1$, but not necessarily the opposite.

As shown in Proposition 6, the equation $\tau^* = 1$ characterizes the necessary and sufficient conditions on the data source for non-trivially accurate predictors to exist. This is consistent

with the intuition that if $\mathbb{P}[q(X, A) \geq 1/2] = 1$, then predicting 1 for any input is optimal, and vice versa.

Particularly, in the deterministic case, we have $\tau^* = \tau$, and Proposition 6 resembles Fact 4.

Proposition 6. (Characterization of the impossibility of non-trivial-accuracy)

For any arbitrary source distribution (π, q) , non-trivial predictors exist if and only if $\tau^* < 1$.

Proof. We will prove that all predictors are trivially accurate if and only if $\tau^* = 1$.

(\Leftarrow) Suppose $\tau^* = 1$, i.e. $\mathbb{P}[q(X, A) \leq 1/2] = 1$ or $\mathbb{P}[q(X, A) \geq 1/2] = 1$.

In the former case, the Bayes classifier \bar{q} is the constant predictor $(x, a) \mapsto 0$, thus $\text{acc}(\bar{q}) \leq \tau$ necessarily. In the latter case, the alternative Bayes classifier \bar{q}^* (defined in Lemma 13) is the constant predictor $(x, a) \mapsto 1$, thus $\text{acc}(\bar{q}) \leq \tau$. According to Lemma 13, $\text{acc}(\bar{q}) = \text{acc}(\bar{q}^*)$, thus we may conclude $\text{acc}(\bar{q}) \leq \tau$ as well.

It follows that $\text{acc}(f) \leq \text{acc}(\bar{q}) \leq \tau$ for all $f \in \mathcal{F}$ because \bar{q} has maximal accuracy in \mathcal{F} .

(\Rightarrow) Suppose $\tau^* < 1$. We will suppose that the Bayes classifier \bar{q} is not trivially-accurate and find a contradiction.

Suppose $\text{acc}(\bar{q}) - \tau = 0$. According to Lemmas 11 and 14 we may rewrite this as $\mathbb{E}[|q(X, A) - 1/2| - |\mathbb{E}[Y] - 1/2|] = 0$. Using the reverse triangle inequality, we conclude $\mathbb{E}[|q(X, A) - \mathbb{E}[Y]|] = 0$, thus $q(X, A) = \mathbb{E}[Y]$ is constant.

If $\mathbb{E}[Y] \leq 1/2$, then $\mathbb{P}[q(X, A) \leq 1/2] = 1$. If $\mathbb{E}[Y] \geq 1/2$, then $\mathbb{P}[q(X, A) \geq 1/2] = 1$. In any case, we have $\tau^* = 1$ which contradicts the initial supposition. \square

Finally, in Proposition 7 and its proof, we show a simple family of probabilistic examples for which equal-opportunity and optimal accuracy (obtained by the Bayes classifier) are not compatible. This issue does not merely arise from the fact that the Bayes classifier is hard while the data distribution is soft. Adding randomness to the classifier does not solve the issue. To justify this, and also for completeness, we considered the soft predictor q and showed that it also fails to satisfy equal-opportunity.

Proposition 7. For every finite $\mathcal{X} \subseteq \mathbb{R}^d$ with $|\mathcal{X}| \geq 2$, there is a source distribution (π, q) with $\mathcal{R}_X = \mathcal{X}$, for which neither the Bayes classifier \bar{q} nor q satisfy equal-opportunity.

Proof. Consider any π satisfying $\pi(x, a) > 0$ for each $(x, a) \in \mathcal{R}_X \times \mathcal{R}_A$, pick an arbitrary function $c : \mathcal{R}_X \rightarrow (0, 1/2)$ and let

$$q(x, a) \stackrel{\text{def}}{=} \begin{cases} 1/2 - c(x) & \text{if } a = 0 \\ 1/2 + c(x) & \text{if } a = 1 \end{cases}$$

for each $(x, a) \in \mathcal{R}_{X,A}$. Notice that $\bar{q}(x, a) = a$.

To reduce verbosity, let $Q \stackrel{\text{def}}{=} q(X, A)$, and for each $a \in \{0, 1\}$, let $\mathbb{E}[\cdot]_a \stackrel{\text{def}}{=} \mathbb{E}[\cdot | A=a, Y=1]$, so that for all $f \in \mathcal{F}$, we have $\text{oppDiff}(f) = \mathbb{E}[f(X, A)]_1 - \mathbb{E}[f(X, A)]_0$.

Regarding \bar{q} we have $\mathbb{E}[\bar{q}(X, A)]_a = \mathbb{E}[A]_a = a$, hence $\text{oppDiff}(\bar{q}) = 1 - 0 > 0$. Regarding q we have $\mathbb{E}[Q]_1 =$

$1/2 + \mathbb{E}[c(X)]_1$ and $\mathbb{E}[Q]_0 = 1/2 + \mathbb{E}[c(X)]_0$. Based on the range of c , we have $\mathbb{E}[Q]_1 \in (1/2, 1)$ and $\mathbb{E}[Q]_0 \in (0, 1/2)$. Hence $\text{oppDiff}(q) > 0$.

Therefore neither \bar{q} nor q satisfy equal-opportunity. \square

As a remark, notice that the source distributions in the proof of Proposition 7, contrast the extreme case $Y = A$ because they allow some mutual information between X and Y after A is known, as one would expect in a real-life distribution. Nevertheless, there is an evident inherent demographic disparity in these distributions, and this can be the reason why equal-opportunity hinders optimal accuracy for these examples.

VII. CONCLUSION AND FUTURE WORK

Our work extends existing results about equal-opportunity and accuracy from a deterministic data source to a probabilistic one. The main result, Theorem 3, is the possibility of an impossibility: for certain non-degenerated probabilistic data sources, no predictor can achieve equal-opportunity and non-trivial accuracy simultaneously. We also showed in Proposition 6, how should the term “non-degenerated” be understood at minimum in a probabilistic context.

An interesting question is whether the scenarios, in which equal-opportunity and non-trivial accuracy are incompatible, require the data source to be unfair on its own under some notion of fairness. If this is true, it would justify even more the use of equal-opportunity as a fairness notion.

Other future lines of research, aside from characterizing the conditions under which equal-opportunity and non-trivial accuracy are compatible, include relaxing (exact) equal-opportunity to a bounded opportunity-difference, and to probably bounded opportunity-difference so as to consider the learning process and the statistical sampling.

In addition, it is desirable to measure the accuracy gap between the Bayes classifier and the most accurate predictor that satisfies equal-opportunity.

REFERENCES

- [Aga20] Sushant Agarwal. “Trade-Offs between Fairness, Interpretability, and Privacy in Machine Learning”. MA thesis. University of Waterloo, 2020.
- [Cho17] Alexandra Chouldechova. “Fair prediction with disparate impact: A study of bias in recidivism prediction instruments”. In: *Big data* 5.2 (2017), pp. 153–163.
- [Cra17] Kate Crawford. “The trouble with bias”. In: *Conference on Neural Information Processing Systems (NIPS)*. 2017.
- [Cum+19] Rachel Cummings et al. “On the compatibility of privacy and fairness”. In: *Adjunct Publication of the 27th Conference on User Modeling, Adaptation and Personalization*. 2019, pp. 309–315.
- [Fuk13] Keinosuke Fukunaga. *Introduction to statistical pattern recognition*. Elsevier, 2013.
- [Grü13] Branko Grünbaum. *Convex polytopes*. Vol. 221. Springer Science & Business Media, 2013.

- [HPS16] Moritz Hardt, Eric Price, and Nathan Srebro. “Equality of opportunity in supervised learning”. In: *arXiv preprint arXiv:1610.02413* (2016).
- [KMR16] Jon Kleinberg, Sendhil Mullainathan, and Manish Raghavan. “Inherent trade-offs in the fair determination of risk scores”. In: *arXiv preprint arXiv:1609.05807* (2016).
- [KR19] Michael Kearns and Aaron Roth. *The ethical algorithm: The science of socially aware algorithm design*. Oxford University Press, 2019.
- [LCM18] Zachary C Lipton, Alexandra Chouldechova, and Julian McAuley. “Does mitigating ML’s impact disparity require treatment disparity?” In: *Proceedings of the 32nd International Conference on Neural Information Processing Systems*. 2018, pp. 8136–8146.
- [Puj+20] David Pujol et al. “Fair decision making using privacy-protected data”. In: *Proceedings of the 2020 Conference on Fairness, Accountability, and Transparency*. 2020, pp. 189–199.

APPENDIX

A. Some helper lemmas

Lemma 8. For every $f \in \mathcal{F}$,

$$\text{err}(f) = \mathbb{E}[|f(X, A) - Y|]$$

Proof. Let $F \stackrel{\text{def}}{=} f(X, A)$. Notice that $\mathbb{P}[\hat{Y}_f \neq Y | Y=1] = \mathbb{E}[1-F | Y=1]$ and $\mathbb{P}[\hat{Y}_f \neq Y | Y=0] = \mathbb{E}[F | Y=0]$. In both cases, we may write $\mathbb{P}[\hat{Y}_f \neq Y | Y=y] = \mathbb{E}[|Y-F| | Y=y]$.

Hence, marginalizing over Y we conclude $\mathbb{P}[\hat{Y}_f \neq Y] = \mathbb{E}[|Y-F|]$. \square

Lemma 9. (Vectorial metrics) Using the notation of Definition 1, we have

$$\begin{aligned} \text{err}(f) &= \text{err}(F) \\ \text{oppDiff}(f) &= \text{oppDiff}(F) \end{aligned}$$

Proof. For the error we marginalize over (X, A) . Notice

$$\begin{aligned} &\mathbb{P}[Y \neq \hat{Y}_f | X=x_i, A=a_i] \\ &= (1-q(x_i, a_i))f(x_i, a_i) \\ &\quad + q(x_i, a_i)(1-f(x_i, a_i)) \\ &= (1-Q_i)\frac{F_i}{P_i} + Q_i\frac{P_i-F_i}{P_i} \\ &= \frac{Q_i P_i + F_i(1-2Q_i)}{P_i} \end{aligned}$$

Thus $\mathbb{P}[Y \neq \hat{Y}_f, X=x_i, A=a_i] = F_i P_i + F_i(1-2Q_i)$, and

$$\begin{aligned} \text{err}(f) &= \mathbb{P}[\hat{Y}_f \neq Y] \\ &= \sum_{i=1}^n \mathbb{P}[\hat{Y}_f \neq Y, X=x_i, A=a_i] \\ &= \langle P, Q \rangle + \langle F, 1-2Q \rangle \\ &= \text{err}(F) \end{aligned}$$

For opportunity-difference, we also marginalize over (X, A) . Notice that

$$\begin{aligned} &\mathbb{P}[\hat{Y}_f=1, Y=1, X=x_i, A=a_i] \\ &= P_i \mathbb{E}[f(X, A)q(X, A) | X=x_i, A=a_i] \\ &= P_i \frac{F_i}{P_i} Q_i = F_i Q_i, \end{aligned}$$

hence $\mathbb{P}[\hat{Y}_f=1, Y=1, X=x_i, A=a_i] = F_i Q_i^{(a)}$. In addition, $\mathbb{P}[Y=1, X=x_i, A=a_i] = P_i Q_i^{(a)}$ and

$$\begin{aligned} &\mathbb{P}[\hat{Y}_f=1 | Y=1, A=a] \\ &= \frac{\sum_{i=1}^n \mathbb{P}[\hat{Y}_f=1, Y=1, X=x_i, A=a]}{\sum_{i=1}^n \mathbb{P}[Y=1, X=x_i, A=a]} \\ &= \frac{\langle F, Q^{(a)} \rangle}{\langle P, Q^{(a)} \rangle} \end{aligned}$$

Therefore

$$\begin{aligned} \text{oppDiff}(f) &= \mathbb{P}[\hat{Y}_f=1 | Y=1, A=1] \\ &\quad - \mathbb{P}[\hat{Y}_f=1 | Y=1, A=0] \\ &= \frac{\langle F, Q^{(1)} \rangle}{\langle P, Q^{(1)} \rangle} - \frac{\langle F, Q^{(0)} \rangle}{\langle P, Q^{(0)} \rangle} \\ &= \text{oppDiff}(F) \end{aligned}$$

\square

Lemma 10. (Metrics symmetry) Using the notation of Definition 1, we have

$$\begin{aligned} \text{err}(P-F) &= 1 - \text{err}(F) \\ \text{oppDiff}(P-F) &= \text{oppDiff}(P) - \text{oppDiff}(F) \end{aligned}$$

Proof. According to Lemma 9, opportunity-difference is a linear transformation. Since linear transformations preserve scalar multiplication and vector addition, it follows that $\text{oppDiff}(P-F) = \text{oppDiff}(P) - \text{oppDiff}(F)$.

According to the same lemma, the error is an affine transformation with offset $\langle P, Q \rangle$. Hence

$$\begin{aligned} \text{err}(P-F) &= \text{err}(P) - \text{err}(F) + \langle P, Q \rangle \\ &= 2\langle P, Q \rangle - \langle P, 1-2Q \rangle - \text{err}(F) \\ &= \langle P, 1 \rangle - \text{err}(F) \\ &= 1 - \text{err}(F) \end{aligned}$$

because $\sum_{i=1}^n P_i = 1$. \square

Lemma 11. (Bayes accuracy)

$$\text{acc}(\bar{q}) = 1/2 + \mathbb{E}[|q(X, A) - 1/2|]$$

Proof. Out of Lemma 8, we know $\text{err}(\bar{q}) = 1 - \mathbb{E}[Z]$ where $Z \stackrel{\text{def}}{=} |\bar{q}(X, A) - Y|$. Let $\varphi \stackrel{\text{def}}{=} q(X, A)$ and let us condition on $\varphi < 1/2$ and $\varphi \geq 1/2$ separately (whenever these events have possible probabilities).

For $\varphi < 1/2$, we have $\mathbb{E}[Z | \varphi < 1/2] = \mathbb{E}[Y | \varphi < 1/2] = \mathbb{E}[\varphi | \varphi < 1/2]$ and $\varphi = 1/2 - (1/2 - \varphi)$. For $\varphi \geq 1/2$, we have $\mathbb{E}[Z | \varphi \geq 1/2] = \mathbb{E}[1-Y | \varphi \geq 1/2] = \mathbb{E}[1-\varphi | \varphi \geq 1/2]$ and $1-\varphi = 1/2 - (\varphi - 1/2)$.

These cases partition Ω and in both cases we have $\mathbb{E}[Z] = 1/2 - \mathbb{E}[1/2 - \varphi]$. It follows that $\text{err}(\bar{q}) = 1/2 - \mathbb{E}[|q(X, A) - 1/2|]$.

Lemma 12. (Uniform case) Let $f \in \mathcal{F}$ and $\epsilon \stackrel{\text{def}}{=} |f(X, A) - Y|$ be the random variable of the error of f (according to Lemma 8). If $\mathbb{P}[q(X, A) = 1/2] > 0$, then

$$\mathbb{E}[\epsilon | q(X, A) = 1/2] = 1/2$$

Proof. Define $Q \stackrel{\text{def}}{=} q(X, A)$ and $r \stackrel{\text{def}}{=} \mathbb{E}[f(X, A)]$. Let us condition also on $Y = 0$ and $Y = 1$ separately. For $Y = 0$, we have $\mathbb{E}[\epsilon | Q = 1/2, Y = 0] = r$, and for $Y = 1$, we have $\mathbb{E}[\epsilon | Q = 1/2, Y = 1] = 1 - r$.

Since $\mathbb{P}[Y = y | Q = 1/2] = 1/2$, we can compute the marginal as

$$\mathbb{E}[\epsilon | Q = 1/2] = 1/2(r + 1 - r) = 1/2$$

Lemma 13. (Alternative Bayes) The alternative Bayes classifier $\bar{q}^* : \mathcal{R}_{X,A} \rightarrow [0, 1]$ given by $\mathbf{1}_{q(x,a) \geq 1/2}$ (\geq instead of $>$) has also maximal accuracy.

Proof. We will prove that $\text{err}(\bar{q}) = \text{err}(\bar{q}^*)$. Following Lemma 8, let $\epsilon \stackrel{\text{def}}{=} |\bar{q}(X, A) - Y|$ and $\epsilon^* \stackrel{\text{def}}{=} |\bar{q}^*(X, A) - Y|$. Let also $Q \stackrel{\text{def}}{=} q(X, A)$.

Conditioned to $Q \neq 1/2$ we have $\bar{q} = \bar{q}^*$ from their definitions, and thus also $\mathbb{E}[\epsilon - \epsilon^* | Q \neq 1/2] = 0$. It suffices to check the complement event $Q = 1/2$. Suppose $\mathbb{P}[Q = 1/2] > 0$. Conditioned to $Q = 1/2$, Lemma 12 implies that $\mathbb{E}[\epsilon - \epsilon^* | Q = 1/2] = 1/2 - 1/2 = 0$.

Hence $\mathbb{E}[\epsilon] = \mathbb{E}[\epsilon^*]$, i.e. $\text{err}(\bar{q}) = \text{err}(\bar{q}^*)$.

Lemma 14. (Trivial error as an expectation)

$$\tau = 1/2 + |\mathbb{E}[Y] - 1/2|$$

Proof. The constant 0 predictor has error $\mathbb{E}[Y]$, while the constant 1 predictor has error $1 - \mathbb{E}[Y]$. We can rewrite these quantities respectively as $1/2 - (1/2 - \mathbb{E}[Y])$ and $1/2 + (1/2 - \mathbb{E}[Y])$, whose maximum is $\tau = 1/2 + |1/2 - \mathbb{E}[Y]|$.

Lemma 15. Let $P, Q \in (0, 1)^3$, with $Q_1 < 1/2$ and $Q_2 - Q_1 > 0$ (as in Theorem 3).

If P and Q satisfy also $Q_3 + Q_1 \geq 1$ and $P_1Q_1 + P_2Q_2 < P_3Q_1$, then $\langle P, 2Q - 1 \rangle > \langle Z, 2Q - 1 \rangle$.

Proof. We have the following equivalences and at the end an implication.

$$\begin{aligned} & \langle 2Q - 1, P \rangle - \langle 2Q - 1, Z \rangle > 0 \\ \Leftrightarrow & \langle 2Q - 1, P - Z \rangle > 0 \\ \Leftrightarrow & (2Q_1 - 1)P_1 + (2Q_3 - 1)P_3 \frac{P_1Q_1}{P_1Q_1 + P_2Q_2} > 0 \\ \Leftrightarrow & (2Q_1 - 1)(P_1Q_1 + P_2Q_2) + (2Q_3 - 1)P_3Q_1 > 0 \\ \Leftrightarrow & (1 - 2Q_1)(P_1Q_1 + P_2Q_2) < (2Q_3 - 1)P_3Q_1 \\ \Leftrightarrow & (1 - 2Q_1 \leq 2Q_3 - 1) \wedge (P_1Q_1 + P_2Q_2 < P_3Q_1) \end{aligned}$$

It is given that $Q_3 + Q_1 \geq 1$ and $P_1Q_1 + P_2Q_2 < P_3Q_1$, which are equivalent to the last two inequalities. Thus, they imply that $\langle 2Q - 1, P \rangle - \langle 2Q - 1, Z \rangle > 0$.

Lemma 16. (Complementary part of Theorem 3) Algorithm 1 is correct.

Proof. We will prove $a < b$, $P_2 \in (0, 1)$ and the fulfillment of constraints C2 and C5.

Part 1. Proof that $a < b$.

Recall $a = \max\{(1 - P_3)Q_1, 1/2 - P_3Q_3\}$ and $b = \min\{(1 - P_3)Q_2, P_3Q_1\}$.

- 1) Since $Q_1 < 1/2 < Q_2$ and $P_3 \in (0, 1)$, then $(1 - P_3)Q_1 < (1 - P_3)Q_2$.
- 2) Since $P_3 \in (1/2, 1)$, then $(1 - P_3)Q_1 < P_3Q_1$.
- 3) Since $P_3 \in (0, 1)$ and $Q_3 \in (1/2, 1)$, then $P_3(Q_2 - Q_3) < 1 \cdot (Q_2 - 1/2)$, or equivalently, $1/2 - P_3Q_3 < (1 - P_3)Q_2$.
- 4) Since $P_3 > \frac{1}{2(Q_1 + Q_3)}$ then $1/2 - P_3Q_3 < P_3Q_1$.

Since the inequalities hold for all available choices for a and b , then, in general, $a < b$ holds.

Part 2. Proof that $P_2 \in (0, 1)$.

We know $c > Q_1(1 - P_3)$ and $c < Q_2(1 - P_3)$. These inequalities imply that $c - Q_1(1 - P_3) \in (0, Q_2 - Q_1)$, hence also that $P_2 \in (0, 1)$.

Part 3. Constraint C2 is satisfied.

Since $P_1 + P_2 = 1 - P_3$ and $Q_2 > Q_1$, then the term $P_1Q_1 + P_2Q_2$ is minimal when $P_1 = 1 - P_3$ and $P_2 = 0$. Thus,

$$\begin{aligned} & P_1Q_1 + P_2Q_2 + P_3Q_3 \\ & \geq (1 - P_3)Q_1 + P_3Q_3 \\ & = Q_1 + P_3(Q_3 - Q_1) \\ & > Q_1 + \frac{Q_3 - Q_1}{2} \\ & = \frac{Q_3 + Q_1}{2} \geq 1/2. \end{aligned}$$

Part 4. Constraint C5 is satisfied.

Since $b \leq P_3Q_1$, then $P_2(Q_2 - Q_1) < P_3Q_1 - Q_1(1 - P_3)$. From this inequality, we may derive constraint C5 as follows.

$$\begin{aligned} & P_2(Q_2 - Q_1) < P_3Q_1 - Q_1(1 - P_3) \\ & P_2Q_2 < (2P_3 - 1 + P_2)Q_1 \\ & P_2Q_2 < P_3Q_1 - P_1Q_1 \\ & P_1Q_1 + P_2Q_2 < P_3Q_1. \end{aligned}$$