

Synthesis in Style: Semantic Segmentation of Historical Documents using Synthetic Data

Christian Bartz, Hendrik Rätz, Haojin Yang,
Joseph Bethge, and Christoph Meinel

Hasso Plattner Institute, University of Potsdam
Prof.-Dr.-Helmert Str. 2-3, 14482 Potsdam, Germany
{firstname.lastname}@hpi.de

Abstract. One of the most pressing problems in the automated analysis of historical documents is the availability of annotated training data. In this paper, we propose a novel method for the synthesis of training data for semantic segmentation of document images. We utilize clusters found in intermediate features of a StyleGAN generator for the synthesis of RGB and label images at the same time. Our model can be applied to any dataset of scanned documents without the need for manual annotation of individual images, as each model is custom-fit to the dataset. In our experiments, we show that models trained on our synthetic data can reach competitive performance on open benchmark datasets for line segmentation.

Keywords: Semantic Segmentation · Document Analysis · StyleGAN · Synthetic Data.

1 Introduction

Much knowledge of past generations is contained in archives. Many archives use digitization to preserve the documents for generations to come. However, digitization also opens the door for better indexing and improved research speed for historians. The huge amount of digitized documents calls for automated analysis since an archive can grow to millions of scanned pages, making manual analysis impractical.

With the introduction of deep learning into the area of document analysis [25,8,5,23], it becomes more and more feasible to analyze large quantities of documents of digitized archives effectively. Nearly all of the existing state-of-the-art approaches train machine learning models with annotated real-world data (more on related work in Section 2). However, annotating real-world data is a highly time- and thus also cost-intensive task. Therefore, adapting these methods to a new unlabeled dataset becomes inefficient, due to the high expenses for gathering annotations. The goal of our work is to perform semantic metadata extraction of document images without labels, removing the necessity to label images manually.

In this paper, we focus on semantic segmentation into classes such as background, printed text and handwritten text. Our approach consists of a pipeline with several steps:

First, we directly use scanned images, *e.g.*, obtained from an archive, for the training of a Generative Adversarial Network (GAN). The task of the GAN is to synthesize images that are as similar as possible to the real images. Besides synthesizing images that look very similar to real images, our proposed pipeline uses the knowledge of the trained GAN for generating a label image that contains the semantic class for each of the pixels of the synthesized RGB image. Then, we use our system to synthesize an immense amount of annotated training data and train an additional model, which we use for semantic segmentation of the real data. Specifically, we use the generative capabilities of a StyleGAN model [19,20] and the observation that intermediate layers of a StyleGAN model might encode the semantic class of pixels [10]. We use this information during the generative process of StyleGAN to create a color image and a semantic segmentation label image at the same time. We use an unsupervised clustering algorithm to determine the semantic classes of pixels in the intermediate layers of StyleGAN; human intervention is necessary to classify the found clusters. Furthermore, a human needs to adapt the algorithm that combines the different intermediate outputs of StyleGAN to synthesize the label images. Thus, does not run fully automated for now. However, these tasks can be performed in a very short time, *e.g.*, classification and adaption for the models used in our experiments on line segmentation took roughly 30 minutes per StyleGAN model. The algorithm for label image creation can also be adapted by using our provided code blocks in a short amount of time. You can find a more detailed description of our proposed pipeline in Section 3.

We apply our proposed data synthesis method to the task of line segmentation and analyze the capabilities and weaknesses of our approach. However, our main objective is to create a system that can analyze documents with mixtures of printed and handwritten text. In Section 4 we show the performance of the recently proposed Doc-UFCN [8] on open benchmark datasets for line segmentation when trained on data synthesized by our model.

In Section 5 we conclude the findings of this paper and provide a short intro into further extensions of our proposed idea.

In summary, the contributions of this paper are as follows: 1) We propose a novel approach for the semi-automatic synthesis of training data for the semantic analysis of document images, showing that different levels of intermediate features of StyleGAN can be used to create fine-grained semantic label images. 2) In our experiments, we show that a segmentation network trained entirely on our artificial data can reach competitive performance for the task of line segmentation. 3) We provide our code and models to the community for further experimentation¹

¹ <https://github.com/Bartzi/synthesis-in-style>

2 Related Work

In the following, we provide a brief overview of recent related work in semantic structure analysis for historical documents, which is an actively researched topic [30,31,25,13,6,21,32,8].

The field can be divided into multiple sub-fields. First, there is the field of page segmentation, where the task is to segment semantic entities, such as handwriting, stamps, or printed text from the background and other entities. Steward and Barret [31] introduce an approach, where they use a downsampling-upsampling fully convolutional neural network for segmenting marriage certificates and birth records. They train their network fully supervised on a single manually annotated training image; the resulting model shows promising performance on regular forms. However, documents from large archives are very diverse in their layout and composition. Therefore, using only a single annotated image for the training of a model is not sufficient for the analysis of a large-scale dataset. [6] provides a detailed overview of research in this field. Since we propose a novel method for data synthesis for layout analysis of historical documents, we compare with methods that operate on historical documents. Oliveira *et al.* [25] introduce a layout analysis system using a ResNet-50 [15] based U-Net-like [28] segmentation network. Before training on real, annotated document images, they pre-train their ResNet-50 feature extractor for image classification on the ImageNet [25] dataset. Afterwards, they fine-tune the weights of their network, using annotated data. The system by Oliveira *et al.* can be applied to a variety of tasks, *e.g.*, page detection, layout analysis and text line/baseline extraction.

Methods from the third field are only concerned with the segmentation of text lines or the detection of baselines from a given document scan. Segmenting text lines is an important pre-processing step in a full Optical Character Recognition (OCR) pipeline since the actual recognition part of the OCR pipeline would usually take a whole line of text as input and return the textual content of that line. To this end, recent work by Kiessling [21] introduces a multi-label pixel classification pipeline for the extraction of text baselines. Another recent work Boillet *et al.* [8] proposes to use a simpler U-Net based network architecture (compared to [25]) for segmentation of text lines. In contrast to [25], they utilize multiple historical document datasets for a comprehensive pre-training of their proposed network.

All of the proposed methods are trained on existing annotated training data from real archives and are adapted for each dataset individually, which leads to practical problems. First, it is not possible to use any of the introduced approaches on data where no annotations are available; getting new annotations is very costly and does not scale to the amount of data that is not analyzed, yet. When we look at other fields of OCR, we can see that using synthetic data could be the key to solve the problem at hand. Synthetic data has been used very successfully in the area of scene text recognition [17] and scene text detection [14]. These approaches synthesize data by rendering artificial text on different natural backgrounds in plausible positions. Recent work [5] also shows that artificial data is applicable for tasks in the area of historical document analysis. Besides

using analytical and handcrafted synthesis pipelines, the usage of GANs [12] for the synthesis of new training data could be a viable alternative. To the best of our knowledge, we are the first to propose to use a synthetic, large-scale and annotated dataset for semantic segmentation of document images.

3 Method

In contrast to recent methods, we focus on training a model entirely on synthetic data that is based on the real data, we want to apply our model to. In other words, we synthesize data that is custom-fit as much as possible to the data we want to analyze. Using such synthetic data allows us to use well-established supervised learning methods for the semantic segmentation of document. Since we synthesize training data, whose data distribution is very close to the real data distribution, we are able to create models that can be directly used on the target data distribution, although no annotations of the real data are available. In this section, we introduce our proposed data synthesis pipeline based on StyleGAN [19,20]. Furthermore, we introduce the semantic segmentation network that we use in our experiments.

3.1 Data Synthesis Pipeline

Our proposed data synthesis pipeline consists of three basic steps. In the first step, we train a StyleGAN model on the samples of the database we want to analyze. We chose to use StyleGAN because, on the one hand, it reaches state-of-the-art results in unconditional image generation and on the other hand, it inhibits many interesting properties that allow us to control the image generation as shown in several prior works [10,1,2,26,24,4].

In our second step, we make use of the observation by Collins *et al.* [10] that intermediate layers of StyleGAN can encode semantic information about the class of each pixel in the resulting image. Based on this idea, we create an algorithm that uses the output of these intermediate layers for the synthesis of label images together with color images. In the last step, we use our trained StyleGAN model and our analysis algorithm to synthesize a large-scale, fully annotated dataset for document segmentation that we then use for the training of an off-the-shelf semantic segmentation network. In the following, we explain our pipeline using the example of segmenting and classifying printed and handwritten text in document images. In Figure 1 we visualize each step of our proposed pipeline.

Training of StyleGAN First, we train a GAN based on the StyleGAN architecture [19,20] on the original document images. The StyleGAN architecture proposed by Karras *et al.* is based on the idea of progressively growing GANs [18] and borrows concepts from neural style transfer [16]. A StyleGAN model consists of three main components. The first component is the mapping network that maps a latent vector $z \in \mathcal{Z}$ with $\mathcal{Z} \in \mathbb{R}^n$ into an intermediate latent space

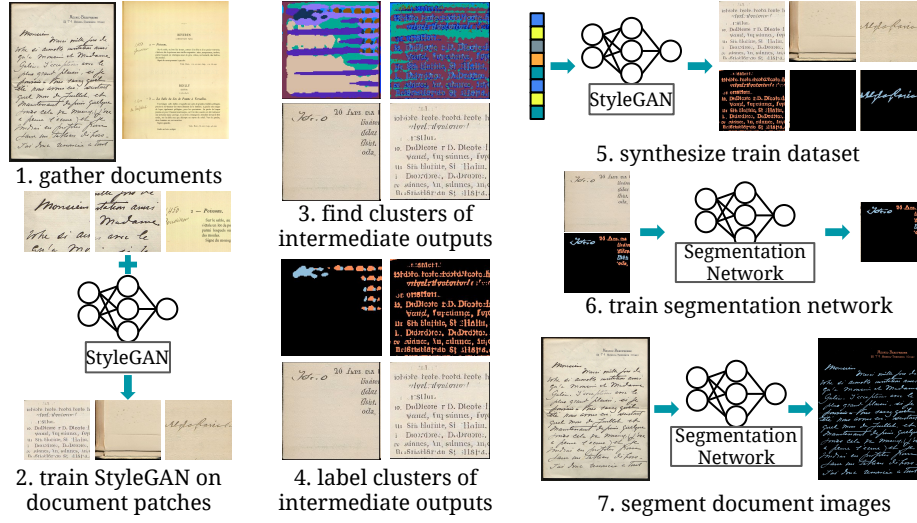


Fig. 1. Depiction of our proposed pipeline. Our pipeline consists of 6 steps. Most parts of the pipeline can run without manual intervention. 1. We gather scans of documents. 2. We train a StyleGAN model to generate document patches that look as similar, as possible, to real patches extracted from our document corpus. 3. We use an unsupervised clustering algorithm on the intermediate outputs of the synthesis network of our trained StyleGAN model. 4. Found clusters need to be annotated manually. 5. We use the StyleGAN model from step 2 and information about the classified clusters to synthesize a training dataset. 6. We use the synthesized training data to train an off-the-shelf segmentation network on patches of documents. 7. We apply the trained segmentation network on the real document images and obtain a segmented image.

$r \in \mathcal{R}$ with $\mathcal{R} \in \mathbb{R}^n$. This transformation allows to disentangle the dimensions of the input latent vectors and allows for richer semantics in the generated images as opposed to traditional GANs. The second component is the actual synthesis network. The synthesis network uses progressive growing [18] making it possible to synthesize high resolution images of high quality. The vectors mapped into the intermediate space \mathcal{R} are used to impose style guidance on the synthesis network allowing it to generate diverse images. The third component are stochastic noise tensors that are another input to the synthesis network. The noise inputs help to generate stochastic details, such as, in the case of face generation, freckles, hairs, or, in the case of document generation, the design of characters. For further information about StyleGAN, please refer to [19] and [20].

We do not use the full document images as input to StyleGAN instead we divide each document image into multiple patches and train our StyleGAN model to synthesize patches of images. We chose to synthesize patches because it is simpler to create a patch that resembles the real data than to create a full document that resembles real data. It is, furthermore, also simpler to match the real data distribution when synthesizing patches. Using patches allows us to

analyze documents at a high resolution without compromising the granularity of the results. Additionally, they allow us to work on documents of varying sizes without having to account for different aspect ratios. Furthermore, patches allow the generator to concentrate on specific aspects found in each document, areas with printed or handwritten text, images, text decorations, as well as scanning margins because a patch can not contain many variations of these aspects at the same time. However, using patches adds some extra computation work during inference on real data, and might also add some inconsistencies when assembling the patches after performing semantic segmentation with a segmentation network.

Analysis of the Trained StyleGAN Model Once we have trained the StyleGAN model, we use it to synthesize annotated training data for the training of a semantic segmentation network. StyleGAN was designed to synthesize realistic RGB images, i.e. similar to the provided real input data. Thus, at first glance, a trained StyleGAN model seems unsuitable to synthesize realistic-looking samples in conjunction with the corresponding label images. However, we can deduce the label information from the feature maps within the internal layers of StyleGAN. During the generation of a sample, StyleGAN encodes the semantic class of pixels in the intermediate layers of the synthesis network. This behavior was first described by Collins *et al.* [10] where they used this property to perform semantically meaningful local edits of faces. Collins *et al.* found that if an unsupervised clustering algorithm, such as spherical k-Means clustering [9], is applied to the activations of each StyleGAN block in the synthesis network, semantic classes of each pixel can be determined.

We followed the approach of Collins *et al.* and examined the clusters of a StyleGAN model trained on patches of document images that contain handwritten and printed text (Step 2 in Figure 1). We provide some samples and the results of clustering with spherical k-Means in Figure 2. The provided samples clearly show that certain intermediate layers of StyleGAN’s synthesis network encode the semantic class of printed or handwritten text very well. However, these semantic clusters cannot be used directly for the synthesis of label images. On the one hand, multiple clusters belong to a single class. On the other hand, if we were to use only one of these intermediate images for deciding the semantic class of each pixel, we would encounter several problems: (1) The resolution/accuracy of our identified text regions in the resulting label image could be very low, if we were to use an intermediate output of an early layer in the synthesis network. (2) The classes found within one layer of the synthesis network are not always accurate, thus, we have to rely on the output of multiple layers of the synthesis network.

To remedy these problems, we propose two steps, which have to be performed by a human annotator. However, our goal is to keep the time necessary to create these annotations minimal.

First, we require a human annotator to examine the clusters found by spherical k-Means and determine the corresponding class for each of the detected




Fig. 2. Clusters found by applying spherical k-Means to predict 20 clusters on the activations of intermediate synthesis network layers. The left-most column shows the RGB image generated by the model. The other columns show intermediate feature maps of different sizes. The number on top of each column represents the size of the feature map. The right-most column is the last feature map before the output of the RGB image. It is visible that the intermediate activations correspond to specific classes in the output image (best viewed digitally in color). Feature maps of lower spatial size tend to encode the semantic class of pixels, whereas feature maps of greater spatial size tend to encode textures.

clusters. In our experiments, we discovered that examining around 100 images suffices to accurately determine the classes of clusters. To speed up the process of labeling, we provide a simple labelling UI in the code repository belonging to this publication.

Second, we require a human annotator to formulate an algorithm that decides which pixel of the resulting label image belongs to which class. This algorithm is used to combine the information contained in multiple intermediate layers into a single label image. This step is necessary because it is not possible to control what and how the underlying StyleGAN model learns. We identified reoccurring patterns for the combination of the outputs of intermediate synthesis network layers. Although it should be possible to create a library of operations that can be used to combine the outputs of different layers, we leave the creation of such a tool and library open for future work. In the following, we explain how we design an algorithm based on some exemplary classified intermediate outputs also shown in Figure 3.

Determining Layers that Contain Semantic Information First, we identify the layers of the synthesis network that hold information about the semantic class of a pixel. Using such a generator, we identified that the intermediate output layers with a size of 64×64 and 128×128 contain information about the semantic class of a pixel that can be used to distinguish between at least two different classes

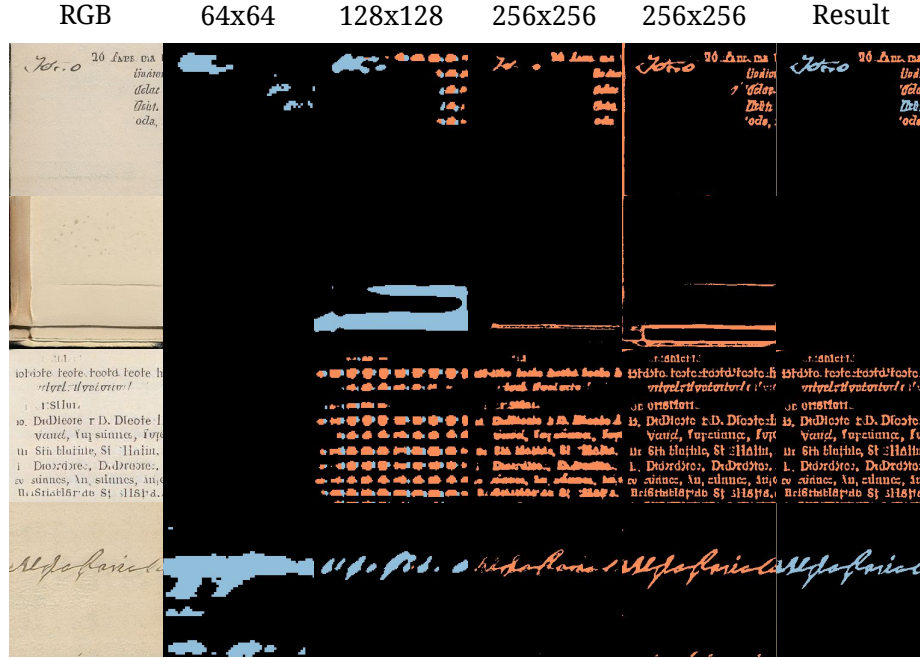


Fig. 3. Classified clusters produced by intermediate layers. The clusters were produced by applying k-Means on the activations of the synthesis network of a trained StyleGAN model (see Figure 2). The numbers on the top indicate the size of the intermediate feature maps of the synthesis network in pixels. The left-most column shows the corresponding images generated by a StyleGAN, trained on patches of document images. Light blue color highlights pixels classified as handwritten text, orange pixels represent the printed text class, and black pixels depict background pixels. The clusters are quite noisy. However, by applying a well-designed algorithm to the given feature maps, we can reduce the number of false labels by a large margin. The resulting segmentation image are shown in the right-most column.

(also see the corresponding columns in Figure 2 and Figure 3). In the case of our example in Figure 3, we distinguish between printed text (orange color) and handwritten text (light blue color). The columns of the respective sizes show that we can easily distinguish between printed and handwritten text in these layers. However, we can also observe some problems. The predictions for handwriting at size 64×64 are noisy (as shown in the first and last row), but we can correct most of these noisy predictions by only keeping the areas of the same class from both feature maps that have a Intersection Over Union (IOU) greater than 0. Using this metric, we can also correct and drop the noisy predictions shown in the second row. The second problem is the appearance of regions classified as handwriting directly right of nearly every printed text region. We might be able to mitigate this problem by letting k-Means find more clusters, but since this

is a pattern apparent in each line of printed text, we can directly correct this by relabeling every occurrence of handwritten text directly right of printed text as printed text. The third problem is the fact that the segmentation we could extract from these layers would be very coarse.

Obtaining Fine-Grained Segmentation Annotations To mitigate the problem of only obtaining coarse segmentation results when using the earlier layers, we also incorporate the results of the two intermediate layers with size 256×256 . Here, we cannot distinguish between our classes, and we can also observe some false positives, *i.e.*, regions that do not correspond to any character. When comparing the results of these layers with the generated RGB image, we can see that the responses we can use for labeling regions as text mostly correspond to darker areas of the image. We think this is because the model only focuses on the texture not the shape at this stage of the network. This behavior is commonly found in neural networks and learning theory [11], which also explains why we cannot directly distinguish between printed and handwritten text at this stage. We can drop the false positive regions by keeping all regions of the two feature maps (feature maps of size 256×256) that overlap, *i.e.*, they have an IOU greater than 0. Then, we use the information about the classes of each region (extracted from the previous layers) to classify each fine-grained region, which leads to the resulting images displayed in the right-most column of Figure 3.

Synthesis of a Large Scale Dataset Once we have adapted our labeling algorithm for a specific StyleGAN model, we can run the model and our algorithm to create a large-scale training dataset. Here, we draw vectors from a uniform distribution and feed them to our StyleGAN model to produce an RGB image and a label image. The resulting dataset might be imbalanced because it could contain more images only depicting background information than images displaying text. This happens because it is highly probable that more patches used for the training of our StyleGAN model do not contain any text. However, we can later balance the dataset by using the synthesized annotations.

3.2 Semantic Segmentation Network

The last step of our pipeline is the training of an off-the-shelf semantic segmentation network using our synthetic training data. In our experiments, we decided to use the recently introduced Doc-UFCN, a semantic segmentation network that reaches state-of-the-art results in the line segmentation task [8]. The network by Boillet *et al.* is based on a U-Net [28] architecture, uses custom dilated convolution blocks and has less trainable parameters than other state-of-the-art networks. In our experiments, we extended the proposed network architecture by removing the dropout layers and using pixel shuffle layers [29] instead of deconvolution layers in the decoding path of the network.

3.3 Stitching of Patches and Line Segmentation

When applying our trained semantic segmentation network on real data, we need to perform a pre-processing and post-processing step. In the pre-processing step, we extract patches from the input image. The size of each patch is the same size we trained our segmentation network on. We then perform a forward pass on each patch and stitch the predicted segmentation patches, resulting in our segmentation result image. Depending on the task at hand, we might need to perform different post-processing steps. For the task of line segmentation, we apply a morphological closing operation on the resulting segmentation image to identify coherent regions of predicted text. We determine the bounding boxes of these contours and merge those that are closer than a threshold γ_{close} in their dominant axis, *i.e.*, the large side of the box. The output of our model is the set of convex hulls of the merged contours. Ideally each convex hull represents a single line of text. For the task of plain segmentation, we do not perform any post-processing, yet.

4 Experiments

In principle, we can apply our proposed pipeline to each unlabeled dataset and create semantic segmentation models that are custom-fit to the dataset. In our experiments, we show that this also applies to standard benchmark datasets for line segmentation. In this section, we first introduce the datasets we use to evaluate our pipeline. In the following, we provide a detailed description of our experimental setup. We finish this section by presenting our experimental results and discussing the possibilities and limitations of our proposed method.

4.1 Datasets

For the evaluation of our proposed model, we found the task of line segmentation to be the closest fit. The task of line segmentation is not a perfect fit for the evaluation of our model, but it fits better than the task of binarization. Binarization is not a good fit because the datasets used for the evaluation of binarization methods are very inhomogeneous and small compared to line segmentation datasets. Furthermore, line segmentation is a necessary task for a document analysis pipeline since the input to many handwriting OCR algorithms is to be supplied as a line of handwritten text [27,33]. We evaluated our model on the following benchmark datasets:

READ-BAD The READ dataset [13] is a dataset designed for text line detection and segmentation. It contains 2036 archival document images from 9 different archives. Of those 2036 images, 486 can be used for training and 1550 for evaluation. The dataset itself is further divided into READ-Simple and READ-Complex. READ-Simple contains 216 training images and 540 evaluation images with a simple layout. READ-Complex contains 270 training images and 1010 evaluation images with a more complex document layout.

HORAE The HORAE dataset [7] contains 107 227 scanned pages from books of hours (medieval handwritten prayerbooks). 557 pages of those 107 227 pages have been annotated. The dataset is split into 510 images for training, 17 pages for validation and 30 pages for testing of line segmentation algorithms.

DivaHisDB [30] is another available dataset. We did not use this dataset in our experiments because it contains too few images for our method to be adapted to it. Please note that the problem is not the availability of annotated training data but rather the availability of document images at all since this dataset consists of only 60 pages for training.

We evaluated the performance of our models using the line segmentation evaluation tool introduced in [3]. During the evaluation, the tool reports the intersection over union, recall, precision and F1 score of the predicted lines with the ground truth lines. We note that we had to decrease the matching threshold of the evaluation tool to 0.5 since the annotations are too coarse for our model.

4.2 Experimental Setup

We performed our experiments on systems with a GPU that has at least 11 GB of RAM (e.g., using a Geforce GTX 1080Ti) when using a patch size of 256×256 . First, we trained a StyleGAN model on patches of the original images. Here, we follow the hyperparameters set by Karras *et al.* [20], but we set the initial learning rate to 0.001, the number of iterations to 100 000 and we use cosine annealing [22] for updating the learning rate during training. For the training of StyleGAN, it is advisable to remove any scanning margins before the patch extraction. We set the image size of StyleGAN to 256×256 pixels for all of our experiments. We synthesize our dataset, which consists of RGB and label images, after a manual classification of clusters and adaption of the synthesis algorithm. We balance our synthesized dataset by keeping roughly the same amount of images that contain text and images without any text. During the training of Doc-UFCN for segmentation, we follow the hyperparameters of Boillet *et al.* [8] by setting the initial learning rate to 0.005, the threshold for keeping a prediction to 0.7 and we discard connected components with an area of less than 50 pixels. Unlike Boillet *et al.*, we use cosine annealing for updating our learning rate during training. During post-processing, we set the distance threshold γ_{close} to 5 % of the image width.

We used our pipeline to synthesize 500 000 training images with the corresponding ground truth. Inference consists of three steps: (1) We split the input images into patches. (2) We use Doc-UFCN to analyze each patch individually. (3) In a post-processing step, we assemble the predictions and extract lines from the resulting segmentation image using the algorithm described in Section 3.3.

4.3 Results

We now report the first results we obtained when training a segmentation model based on the Doc-UFCN architecture [8] using data synthesized with our proposed pipeline. To analyze the effectiveness of training on the synthetic data,

Table 1. Evaluation results of our models compared to the state-of-the-art in line segmentation on historical documents of different datasets.

Method	Metric (in %)	dhSegment [25]	Doc-UFCN [8]	Ours (synthetic only)	Ours (fine-tuned*)
HORAЕ	IOU	65.22	63.95	38.85	63.80
	Precision	71.70	78.38	52.57	70.13
	Recall	89.29	80.45	47.69	85.18
	F1 Score	82.32	84.93	48.76	75.36
READ-Simple	IOU	64.55	64.03	3.32	43.33
	Precision	85.04	81.76	4.05	51.24
	Recall	71.85	75.60	17.70	62.68
	F1 Score	77.25	76.66	5.85	54.86
READ-Complex	IOU	52.91	54.40	6.22	28.04
	Precision	79.28	83.62	9.62	43.87
	Recall	59.16	61.97	17.82	45.06
	F1 Score	69.27	73.16	11.12	44.45

* The fine-tuned model was first trained on the synthetic data and then fine-tuned on the regularly annotated training data.

we used two versions of our approach: The first *synthetic only* model is trained only on the synthetically generated data for 10 epochs. This base model is then fine-tuned for 10 epochs, on the regularly annotated training data, resulting in the *fine-tuned* model. The number of iterations used for the *fine-tuned* model accounts to roughly 10% of the number of iterations the *synthetic only* model was trained. We compare these results with two state-of-the-art methods for line segmentation in Table 1.

The results show that our proposed model only trained on our synthesized data performs best on the HORAЕ dataset, achieving a precision similar to the state-of-the-art and slightly lower values in the remaining metrics. However, without any annotated training data, the approach lacks high accuracy on the two splits of the READ dataset. The *fine-tuned* model shows a better performance, it achieves the highest overall precision and the other metrics achieve levels comparable to the models trained on all annotated data.

4.4 Discussion

Our experimental results demonstrate that our proposed pipeline is viable and can be used on real-world data, where it is problematic to obtain annotations. Although the results are far away from the state-of-the-art they are promising because they show that it is possible to use our synthetic data to train a model that works on real data. The results also show that our model performs better if more data is available. Furthermore, we argue that our model performs better

on the the HORAE dataset because it is more homogeneous than the READ datasets. Thus, we deduce, that our method works best if a large amount of homogeneous scans is available, which is not the case with the READ datasets. Hence, it might be necessary to perform a pre-categorization of documents before the training of StyleGAN.

Another reason for the lower performance of our approach compared to the state-of-the-art is our naive post-processing step. A qualitative analysis showed, that many lines extracted from the images were connected during post-processing resulting in multiple lines being merged into a single line. This was especially prominent on the READ datasets.

Summing up, the main advantage of our proposed method is the independence of any manual annotations for individual images. Our proposed system nevertheless still requires some human assistance. The relative amount of human assistance required is a fraction compared to the amount of manual labor needed to fully annotate a training dataset.

5 Conclusion and Future Work

In this paper, we proposed a novel approach for the synthesis of large scale training datasets for analyzing historical document images. Our approach works directly on scanned pages without the need for any annotation of individual images. Our approach allows us to use fully supervised machine learning models on datasets that do not have any annotations available. Most parts of our proposed approach run automatically. However, we still require human intervention for the labelling of clusters and the design of an algorithm for each dataset. In our experiments on open line segmentation benchmark datasets, we showed that the results obtained using our proposed pipeline reach competitive performance compared to state-of-the-art approaches.

In the future, we wish to improve our pipeline and use it for the analysis of unannotated datasets. Regarding the improvement of our pipeline, we are especially interested in removing the need for human intervention, reducing the number of computational resources necessary for data synthesis and improving the generalizability of models created with our proposed system.

References

1. Abdal, R., Qin, Y., Wonka, P.: Image2StyleGAN: How to Embed Images Into the StyleGAN Latent Space? In: Proceedings of the IEEE International Conference on Computer Vision. pp. 4432–4441 (2019)
2. Abdal, R., Qin, Y., Wonka, P.: Image2StyleGAN++: How to Edit the Embedded Images? In: Proceedings of the IEEE/CVF Conference on Computer Vision and Pattern Recognition. pp. 8296–8305 (2020)
3. Alberti, M., Bouillon, M., Ingold, R., Liwicki, M.: Open Evaluation Tool for Layout Analysis of Document Images. In: 2017 14th IAPR International Conference on Document Analysis and Recognition (ICDAR). vol. 04, pp. 43–47 (Nov 2017). <https://doi.org/10.1109/ICDAR.2017.311>, iSSN: 2379-2140

4. Bartz, C., Bethge, J., Yang, H., Meinel, C.: One Model to Reconstruct Them All: A Novel Way to Use the Stochastic Noise in StyleGAN. arXiv:2010.11113 [cs, eess] (Oct 2020), arXiv: 2010.11113
5. Bartz, C., Seidel, L., Duy-Hung, N., Bethge, J., Yang, H., Meinel, C.: Synthetic Data for the Analysis of Archival Documents: Handwriting Determination. In: Proceedings of 2020 Digital Image Computing and Applications (DICTA). Melbourne, Australia (2020)
6. Binmakhashen, G.M., Mahmoud, S.A.: Document Layout Analysis: A Comprehensive Survey. *ACM Computing Surveys* **52**(6), 109:1–109:36 (Oct 2019). <https://doi.org/10.1145/3355610>
7. Boillet, M., Bonhomme, M.L., Stutzmann, D., Kermorvant, C.: HORAE: an annotated dataset of books of hours. In: Proceedings of the 5th International Workshop on Historical Document Imaging and Processing. pp. 7–12. HIP '19, Association for Computing Machinery, New York, NY, USA (Sep 2019). <https://doi.org/10.1145/3352631.3352633>
8. Boillet, M., Kermorvant, C., Paquet, T.: Multiple Document Datasets Pre-training Improves Text Line Detection With Deep Neural Networks. arXiv:2012.14163 [cs] (Dec 2020), arXiv: 2012.14163
9. Buchta, C., Kober, M., Feinerer, I., Hornik, K.: Spherical k-Means Clustering. *Journal of Statistical Software* **50**(10), 1–22 (Sep 2012), number: 10 Publisher: American Statistical Association
10. Collins, E., Bala, R., Price, B., Susstrunk, S.: Editing in Style: Uncovering the Local Semantics of GANs. In: Proceedings of the IEEE/CVF Conference on Computer Vision and Pattern Recognition. pp. 5771–5780 (2020)
11. Geirhos, R., Rubisch, P., Michaelis, C., Bethge, M., Wichmann, F.A., Brendel, W.: ImageNet-trained CNNs are biased towards texture; increasing shape bias improves accuracy and robustness. In: International Conference on Learning Representations (Sep 2018)
12. Goodfellow, I., Pouget-Abadie, J., Mirza, M., Xu, B., Warde-Farley, D., Ozair, S., Courville, A., Bengio, Y.: Generative Adversarial Nets. In: Advances in Neural Information Processing Systems 27, pp. 2672–2680 (2014)
13. Grüning, T., Labahn, R., Diem, M., Kleber, F., Fiel, S.: READ-BAD: A New Dataset and Evaluation Scheme for Baseline Detection in Archival Documents. In: 2018 13th IAPR International Workshop on Document Analysis Systems (DAS). pp. 351–356 (Apr 2018). <https://doi.org/10.1109/DAS.2018.38>
14. Gupta, A., Vedaldi, A., Zisserman, A.: Synthetic Data for Text Localisation in Natural Images. In: Proceedings of the IEEE Conference on Computer Vision and Pattern Recognition. pp. 2315–2324 (2016)
15. He, K., Zhang, X., Ren, S., Sun, J.: Deep residual learning for image recognition. In: Proceedings of the IEEE Conference on Computer Vision and Pattern Recognition. pp. 770–778 (2016)
16. Huang, X., Belongie, S.: Arbitrary Style Transfer in Real-Time With Adaptive Instance Normalization. In: Proceedings of the IEEE International Conference on Computer Vision. pp. 1501–1510 (2017)
17. Jaderberg, M., Simonyan, K., Vedaldi, A., Zisserman, A.: Reading Text in the Wild with Convolutional Neural Networks. *International Journal of Computer Vision* **116**(1), 1–20 (Jan 2016)
18. Karras, T., Aila, T., Laine, S., Lehtinen, J.: Progressive Growing of GANs for Improved Quality, Stability, and Variation. In: International Conference on Learning Representations (2018)

19. Karras, T., Laine, S., Aila, T.: A Style-Based Generator Architecture for Generative Adversarial Networks. In: *Proceedings of the IEEE/CVF Conference on Computer Vision and Pattern Recognition*. pp. 4401–4410 (2019)
20. Karras, T., Laine, S., Aittala, M., Hellsten, J., Lehtinen, J., Aila, T.: Analyzing and Improving the Image Quality of StyleGAN. In: *Proceedings of the IEEE/CVF Conference on Computer Vision and Pattern Recognition*. pp. 8110–8119 (2020)
21. Kiessling, B.: A Modular Region and Text Line Layout Analysis System. In: *2020 17th International Conference on Frontiers in Handwriting Recognition (ICFHR)*. pp. 313–318 (Sep 2020). <https://doi.org/10.1109/ICFHR2020.2020.00064>
22. Loshchilov, I., Hutter, F.: SGDR: stochastic gradient descent with warm restarts. In: *5th International Conference on Learning Representations, ICLR 2017* (2017)
23. Moysset, B., Kermorvant, C., Wolf, C.: Full-Page Text Recognition: Learning Where to Start and When to Stop. In: *2017 14th IAPR International Conference on Document Analysis and Recognition (ICDAR)*. vol. 01, pp. 871–876 (Nov 2017). <https://doi.org/10.1109/ICDAR.2017.147>, ISSN: 2379-2140
24. Nie, W., Karras, T., Garg, A., Debnath, S., Patney, A., Patel, A., Anandkumar, A.: Semi-Supervised StyleGAN for Disentanglement Learning. In: *International Conference on Machine Learning*. pp. 7360–7369. PMLR (Nov 2020)
25. Oliveira, S.A., Seguin, B., Kaplan, F.: dhSegment: A Generic Deep-Learning Approach for Document Segmentation. In: *2018 16th International Conference on Frontiers in Handwriting Recognition (ICFHR)*. pp. 7–12 (Aug 2018). <https://doi.org/10.1109/ICFHR-2018.2018.00011>
26. Pidhorskyi, S., Adjero, D.A., Doretto, G.: Adversarial Latent Autoencoders. In: *Proceedings of the IEEE/CVF Conference on Computer Vision and Pattern Recognition*. pp. 14104–14113 (2020)
27. Puigcerver, J.: Are Multidimensional Recurrent Layers Really Necessary for Handwritten Text Recognition? In: *2017 14th IAPR International Conference on Document Analysis and Recognition (ICDAR)*. vol. 01, pp. 67–72 (Nov 2017). <https://doi.org/10.1109/ICDAR.2017.20>, ISSN: 2379-2140
28. Ronneberger, O., Fischer, P., Brox, T.: U-Net: Convolutional Networks for Biomedical Image Segmentation. In: *Medical Image Computing and Computer-Assisted Intervention (MICCAI)* (2015)
29. Shi, W., Caballero, J., Huszar, F., Totz, J., Aitken, A.P., Bishop, R., Rueckert, D., Wang, Z.: Real-Time Single Image and Video Super-Resolution Using an Efficient Sub-Pixel Convolutional Neural Network. In: *Proceedings of the IEEE Conference on Computer Vision and Pattern Recognition*. pp. 1874–1883 (2016)
30. Simistira, F., Seuret, M., Eichenberger, N., Garz, A., Liwicki, M., Ingold, R.: DIVA-HisDB: A Precisely Annotated Large Dataset of Challenging Medieval Manuscripts. In: *2016 15th International Conference on Frontiers in Handwriting Recognition (ICFHR)*. pp. 471–476 (Oct 2016). <https://doi.org/10.1109/ICFHR.2016.0093>, ISSN: 2167-6445
31. Stewart, S., Barrett, B.: Document Image Page Segmentation and Character Recognition As Semantic Segmentation. In: *Proceedings of the 4th International Workshop on Historical Document Imaging and Processing*. pp. 101–106. HIP2017, ACM, New York, NY, USA (2017). <https://doi.org/10.1145/3151509.3151518>
32. Suh, S., Kim, J., Lukowicz, P., Lee, Y.O.: Two-Stage Generative Adversarial Networks for Document Image Binarization with Color Noise and Background Removal. *arXiv:2010.10103 [cs]* (Dec 2020), *arXiv: 2010.10103*
33. Wigington, C., Tensmeyer, C., Davis, B., Barrett, W., Price, B., Cohen, S.: Start, Follow, Read: End-to-End Full-Page Handwriting Recognition. In: *Proceedings of the European Conference on Computer Vision (ECCV)*. pp. 367–383 (2018)