

Fairness in Ranking under Uncertainty

Ashudeep Singh

Cornell University, Ithaca, NY

ASHUDEEP@CS.CORNELL.EDU

David Kempe

University of Southern California, Los Angeles, CA

DAVID.M.KEMPE@GMAIL.COM

Thorsten Joachims

Cornell University, Ithaca, NY

TJ@CS.CORNELL.EDU

Abstract

Fairness has emerged as an important consideration in algorithmic decision making. Unfairness occurs when an agent with higher merit obtains a worse outcome than an agent with lower merit. Our central point is that a primary cause of unfairness is uncertainty. A principal or algorithm making decisions never has access to the agents' true merit, and instead uses proxy features that only imperfectly predict merit (e.g., GPA, star ratings, recommendation letters). None of these ever fully capture an agent's merit; yet existing approaches have mostly been defining fairness notions directly based on observed features and outcomes.

Our primary point is that it is more principled to acknowledge and model the uncertainty explicitly. The role of observed features is to give rise to a posterior distribution of the agents' merits. We use this viewpoint to define a notion of approximate fairness in ranking. We call an algorithm ϕ -fair (for $\phi \in [0, 1]$) if it has the following property for all agents x and all k : if agent x is among the top k agents with respect to *merit* with probability at least ρ (according to the posterior merit distribution), then the algorithm places the agent among the top k agents in its *ranking* with probability at least $\phi\rho$.

We show how to compute rankings that optimally trade off approximate fairness against utility to the principal. In addition to the theoretical characterization, we present an empirical analysis of the potential impact of the approach in simulation studies. For real-world validation, we applied the approach in the context of a paper recommendation system that we built and fielded at a large conference.

1. Introduction

Fairness is an important consideration in decision-making, in particular when a limited resource must be allocated among multiple agents by a principal (or decision maker). A widely accepted tenet of fairness is that if an agent B does not have stronger merits for the resource than A, then B should not get more of the resource than A; *merit* could be a qualification (e.g., job performance), a need (e.g., disaster relief), or some other measure of eligibility.

The motivation for our work is that uncertainty about merits is a primary reason that a principal's allocations can violate this tenet and thereby lead to unfair outcomes. Were agents' merits fully observable, it would be both fair and in the principal's best interest to rank agents by their merit. However, actual merits are practically always unobservable. Consider the following standard algorithmic decision making environments: (1) An e-commerce or recommender platform (the principal) displays items (the agents) in response to a user query. An item's merit is the utility the user would derive from it, whereas the platform can only observe numerical ratings, text reviews, the user's past history, and similar features. (2) A job recommendation site or employer (the principal) wants to recommend/hire one or more applicants (the agents). The merit of an applicant is her

(future) performance on the job over a period of time, whereas the site or employer can only observe (past) grades, test scores, recommendation letters, performance in interviews, and similar assessments.

In both of these examples — and essentially all others in which algorithms are called upon to make allocation decisions between agents — uncertainty about merit is unavoidable, and arises from multiple sources: (1) the training data of a machine learning algorithms is a random sample, (2) the features themselves often come from a random process, and (3) the merit itself may only be revealed in the future after a random process (e.g., whether an item is sold or an employee performs well). Given that decisions will be made in the presence of uncertainty, it is important to define the notion of *fairness* under uncertainty. Extending the aforementioned tenet that “if agent B has less merit than A, then B should not be treated better than A,” we state the following generalization to uncertainty about merit, first for just two agents:

Axiom 1. If A has merit greater than or equal to B with probability at least ρ , then a fair policy should treat A at least as well as B with probability at least ρ .

This being an axiom, we cannot offer a mathematical justification. It captures an inherent sense of fairness in the absence of enough information, and it converges to the conventional tenet as uncertainty is reduced. In particular, consider the following situation: two items A, B with 10 reviews each have average star ratings of 3.9 and 3.8, respectively; or two job applicants A, B have GPAs of 3.9 and 3.8. While this constitutes some (weak) evidence that A may have more merit than B, this evidence leaves substantial uncertainty. The posterior merit distributions based on the available information should reflect this uncertainty by having non-trivial variance; our axiom then implies that A and B must be treated similarly to achieve fairness. In particular, it would be highly unfair to *deterministically* rank A ahead of B (or vice versa). Our main point is that this uncertainty, rather than the specific numerical values of 3.9 and 3.8, is the reason for why a mechanism should treat A and B similarly.

1.1 Our Contributions

We study fairness in the presence of uncertainty specifically for the generalization where the principal must rank n items. Our main contribution is the fairness framework, giving definitions of fairness in ranking in the presence of uncertainty. This framework, including extensions to approximate notions of fairness, is presented in Section §3. We believe that uncertainty of merit is one of the most important sources of unfairness, and modeling it explicitly and axiomatically is key to addressing it.

Next, in Section §4, we present algorithms for a principal to achieve (approximately) fair ranking distributions. A simple algorithm the principal may use to achieve approximate fairness is to mix between an optimal (unfair) ranking and (perfectly fair) Thompson sampling. However, we show that this policy is not optimal for the principal’s utility, and we present an efficient LP-based algorithm that achieves an optimal ranking distribution for the principal, subject to an approximate fairness constraint.

We next explore empirically to what extent a focus on fairness towards the agents reduces the principal’s utility. We do so with two extensive sets of experiments: one described in Section §5 on existing data, and one described in Section §6 “in the wild.” In the first set of experiments, we consider movie recommendations based on the standard MovieLens dataset and investigate to what extent fairness towards movies would result in lower utility for users of the system. The second experiment was carried out at a scientific conference, where we implemented and fielded a paper recommendation system, and half of the conference attendees using the system received rankings that were modified to ensure greater fairness towards papers. We report on various metrics that capture the level of engagement of conference participants based on which group they were assigned to.

The upshot of our experiments and theoretical analysis is that at least in the settings we have studied, high levels of fairness can be achieved at a relatively small loss in utility for the principal and the system’s users.

2. Related Work

As algorithmic techniques, especially machine learning, find widespread applications in decision making, there is notable interest in understanding its societal impacts. While algorithmic decisions can counteract existing biases by preventing human error and implicit bias, data-driven algorithms may also create new avenues for introducing unintended bias (Barocas and Selbst, 2016). There have been numerous attempts to define notions of fairness in the supervised learning setting, especially for binary classification and risk assessment (Calders et al., 2009; Zliobaite, 2015; Dwork et al., 2012; Hardt et al., 2016; Mehrabi et al., 2019). The group fairness perspective imposes constraints like demographic parity (Calders et al., 2009; Zliobaite, 2015) and equalized odds (Hardt et al., 2016). Follow-up work has proposed techniques for implementing fairness through pre-processing methods (Calmon et al., 2017; Lum and Johndrow, 2016), in process while learning the model (Zemel et al., 2013; Woodworth et al., 2017; Zafar et al., 2017) and post-processing methods (Hardt et al., 2016; Pleiss et al., 2017; Kim et al., 2019), in addition to causal approaches to fairness (Kilbertus et al., 2017; Kusner et al., 2017).

Individual fairness, on the other hand, is concerned with comparing the outcomes of agents directly, not in aggregate. Specifically, the individual fairness axiom states that two individuals similar with respect to a task should receive similar outcomes (Dwork et al., 2012). While the property of individual fairness is highly desirable, it is hard to define precisely; in particular, it is highly dependent on the definition of a suitable similarity notion. Although similar in spirit, our work sidesteps this need to define a similarity metric between agents in the feature space. Rather, we view an agent’s features solely as noisy signals about the agent’s merit and posit that a comparison of these merits — and the principal’s uncertainty about them — should determine the relative ranking. Individual fairness definitions have also been adopted in online learning settings such as stochastic multi-armed bandits (Patil et al., 2020; Heidari and Krause, 2018; Schumann et al., 2019; Celis et al., 2018), where the desired property is that a worse arm is never “favored” over a better arm despite the algorithm’s uncertainty over the true payoffs (Joseph et al., 2016), or a smooth fairness assumption that a pair of arms are selected with similar probability if they have a similar payoff distribution (Liu et al., 2017). While these definitions are derived from the same tenet of fairness as Axiom 1 for a pair of agents, we extend it to rankings, where n agents are compared at a time.

Rankings are a primary interface through which machine learning models support human decision making, ranging from recommendation and search in online systems to machine-learned assessments for college admissions and recruiting. One added difficulty with considering fairness in the context of rankings is that the decision for an agent (where to rank that agent) depends not only on their own merits, but on others’ merits as well (Dwork et al., 2019). The existing work can be roughly categorized into three groups: Composition-based, Opportunity-based, and Evidence-based notions of fairness. The notions of fairness based on the composition of the ranking operate along the lines of demographic parity (Zliobaite, 2015; Calders et al., 2009), proposing definitions and methods that minimize the difference in the (weighted) representation between groups in a prefix of the ranking (Yang and Stoyanovich, 2017; Celis et al., 2018; Asudehy et al., 2019; Zehlike et al., 2017; Mehrotra et al., 2018; Zehlike and Castillo, 2020). Other works argue against the winner-take-all allocation of economic opportunity (e.g., exposure, clickthrough, etc.) to the ranked agents or groups of agents, and that the allocation should be based on a notion of merit (Singh and Joachims, 2018; Biega et al., 2018; Diaz et al., 2020). Meanwhile, the metric-based notions equate a ranking with a set of pairwise comparisons, and define fairness notions based on parity of pairwise metrics within and across groups (Kallus and Zhou, 2019; Beutel et al., 2019; Narasimhan et al., 2020; Lahoti et al., 2019). Similar to pairwise accuracy definitions, evidence-based notions such as (Dwork et al., 2019) propose semantic notions such as *domination-compatibility* and *evidence-consistency*, based on relative ordering of subsets within the training data. Our fairness axiom combines the opportunity-based and evidence-based notions by stating that the economic opportunity allocated to the agents must be consistent with the existing evidence about their relative ordering.

Ranking has been widely studied in the field of Information Retrieval (IR), mostly in the context of optimizing user utility. The *Probability Ranking Principle (PRP)* (Robertson, 1977), a guiding principle for ranking in IR, states that user utility is optimal when documents (i.e., the agents) are ranked by expected values of their estimated relevance (merit) to the user. While this certainly holds when the estimates are unbiased and devoid of uncertainty, we argue that it leads to unfair rankings for agents about whose merits the model might be uncertain. While the research on diversified rankings in IR appears related, in comparison to our work, the goal there is to maximize user utility alone by handling uncertainty about the user’s information needs (Radlinski et al., 2009) and to avoid redundancy in the ranking (Clarke et al., 2008; Carbonell and Goldstein, 1998). Besides ranking diversity, IR methods have dealt with uncertainty in relevance that comes via users’ implicit or explicit feedback (Penha and Hauff, 2021; Soufiani et al., 2012), as well as stochasticity arising from optimizing over probabilistic rankings instead of discrete combinatorial structures (Taylor et al., 2008; Burges et al., 2005). It is only recently that there has been an interest in developing evaluation metrics (Diaz et al., 2020) and learning algorithms (Singh and Joachims, 2019; Morik et al., 2020) that use stochastic ranking models to deal with unfair exposure.

There has been recent interest in studying the effect of uncertainty regarding sensitive attributes, labels and other features used by the machine learning model on the accuracy-based fairness properties of the model (Ghosh et al., 2021; Prost et al., 2021). In contrast, our work takes a more fundamental approach to defining a merit-based notion of fairness arising due to the presence of uncertainty when estimating merits based on fully observed features and outcomes.

3. Ranking with Uncertain Merits

We are interested in ranking policies for a principal (the ranking system, such as an e-commerce platform or a job portal in our earlier examples) whose goal is to rank a set \mathcal{X} of n agents (such as products or applicants). The principal observes some evidence for the merit of the agents, and must produce a distribution over rankings trading off fairness to the agents against the principal’s utility. For the agents, a higher rank is always more desirable than a lower rank.

3.1 Rankings and Ranking Distributions

We use $\Sigma(\mathcal{X})$ to denote the set of all $n!$ rankings, and $\Pi(\mathcal{X})$ for the set of all distributions over $\Sigma(\mathcal{X})$. We express a ranking $\sigma \in \Sigma(\mathcal{X})$ in terms of the agents assigned to given positions, i.e., $\sigma(k)$ is the agent in position k . A ranking distribution $\pi \in \Pi(\mathcal{X})$ can be represented by the $n!$ probabilities $\pi(\sigma)$ of the rankings $\sigma \in \Sigma(\mathcal{X})$. However, all the information relevant for our purposes can be represented more compactly using the *Marginal Rank Distribution*: we write $p_{x,k}^{(\pi)} = \sum_{\sigma: \sigma(k)=x} \pi(\sigma)$ for the probability under π that agent $x \in \mathcal{X}$ is in position k in the ranking. We let $\mathcal{P}^{(\pi)} = (p_{x,k}^{(\pi)})_{x,k}$ denote the $n \times n$ matrix of all marginal rank probabilities.

The matrix $\mathcal{P}^{(\pi)}$ is doubly stochastic, i.e., the sum of each row and column is 1. While π uniquely defines $\mathcal{P}^{(\pi)}$, the converse mapping may not be unique. Given a doubly stochastic matrix \mathcal{P} , the Birkhoff-von Neumann decomposition (Birkhoff, 1946) can be used to compute *some* ranking distribution π consistent with \mathcal{P} , i.e., $\mathcal{P}^{(\pi)} = \mathcal{P}$; any consistent distribution π will suffice for our purposes.

3.2 Merit, Uncertainty, and Fairness

The principal must determine a distribution over rankings of the agents. This distribution will be based on some evidence for the agents’ merits. This evidence could take the form of star ratings and reviews of products (combined with the site visitor’s partially known preferences), or GPA, test scores, and recommendation letters of an applicant. Our main departure from past work on individual fairness (following (Dwork et al., 2012)) is that we do not view this evidence as having

inherent meaning; rather, its sole role is to induce a posterior joint distribution over the agents' merits.

The merit of agent x is $v_x \in \mathbb{R}$, and we write $\mathbf{v} = (v_x)_{x \in \mathcal{X}}$ for the vector of all agents' merits. Based on all observed evidence, the principal can infer a distribution Γ over agents' merits using any suitable Bayesian inference procedure. Since the particular Bayesian model depends on the application, for our purposes, we merely assume that a posterior distribution Γ was inferred using best practices and that ideally, this model is open to verification and audit.

We write $\Gamma(\mathbf{v})$ for the probability of merits \mathbf{v} under Γ . We emphasize that the distribution will typically not be independent over entries of \mathbf{v} — for example, students' merit conditioned on observed grades will be correlated via common grade inflation if they took the same class. To avoid awkward tie-breaking issues, we assume that $v_x \neq v_y$ for all distinct $x, y \in \mathcal{X}$ and all \mathbf{v} in the support of Γ . This side-steps having to define the notion of top- k lists with ties, and comes at little cost in expressivity, as any tie-breaking would typically be encoded in slight perturbations to the v_x anyway.

We write $\mathcal{M}_{x,k}^{(\mathbf{v})}$ for the event that under \mathbf{v} , agent x is among the top k agents with respect to merit, i.e., that $|\{x' \mid v_{x'} > v_x\}| < k$. We now come to our key definition of approximate fairness.

Definition 3.1 (Approximately Fair Ranking Distribution). A ranking distribution π is ϕ -fair iff

$$\sum_{k'=1}^k p_{x,k'}^{(\pi)} \geq \phi \cdot \mathbb{P}_{\mathbf{v} \sim \Gamma} [\mathcal{M}_{x,k}^{(\mathbf{v})}] \quad (1)$$

for all agents x and positions k . That is, the ranking distribution π ranks x at position k or above with at least a ϕ fraction of the probability that x is actually among the top k agents according to Γ . Furthermore, π is *fair* iff it is 1-fair.

The reason for defining ϕ -approximately fair ranking distributions (rather than just fair distributions) is that fairness typically comes at a cost to the principal (such as lower expected clickthrough or lower expected performance of recommended employees). For example, if the v_x are probabilities that a user will purchase products on an e-commerce site, then deterministically ranking by decreasing $\mathbb{E}_{\Gamma}[v_x]$ is the principal's optimal ranking under common assumptions about user behavior; yet, being deterministic, it is highly unfair. Our definition of approximate fairness allows, e.g., a policymaker to choose a trade-off regarding how much fairness (with resulting expected utility loss) to require from the principal. Notice that for $\phi = 0$, the principal is unconstrained.

We remark that the merit values v_x only matter insofar as comparison is concerned; in other words, they are used ordinally, not cardinally. This is captured by the following proposition.

Proposition 3.1. Let $f : \mathbb{R} \rightarrow \mathbb{R}$ be any strictly increasing function. Let Γ' be the distribution that draws the vector $(f(v_x))_{x \in \mathcal{X}}$ with probability $\Gamma(\mathbf{v})$ for all \mathbf{v} ; that is, it replaces each entry v_x with $f(v_x)$. Then, a ranking distribution π is ϕ -fair with respect to Γ if and only if it is ϕ -fair with respect to Γ' .

Proof. Because f is strictly increasing, $\mathbb{P}_{\mathbf{v} \sim \Gamma} [\mathcal{M}_{x,k}^{(\mathbf{v})}] = \mathbb{P}_{\mathbf{v} \sim \Gamma'} [\mathcal{M}_{x,k}^{(\mathbf{v})}]$ for all x and k . This immediately implies the claim by examining Definition 3.1. \square

Proposition 3.1 again highlights a key aspect of our fairness definition: we explicitly avoid expressing any notion of fairness when “one agent has just ‘a little’ more merit than the other,” instead arguing that fairness is only truly violated when an agent with more merit is treated worse than one with less merit. In other words, fairness is inherently *ordinal* in our treatment. This viewpoint has implications for a principal seeking “high-risk high-reward” agents, which we discuss in more depth in Section §3.4.2.

3.3 The Principal’s Utility

The principal’s utility can be the profit of an e-commerce site or the satisfaction of its customers. We assume that the principal’s utility for a ranking σ with agent merits \mathbf{v} takes the form

$$U(\sigma | \mathbf{v}) = \sum_{k=1}^n w_k v_{\sigma(k)}, \quad (2)$$

where w_k is the position weight for position k in the ranking, and we assume that the w_k are non-increasing, i.e., the principal derives the most utility from earlier positions of the ranking.

The assumption that the utility from each position is factorable (i.e., of the form $w_k \cdot v_{\sigma(k)}$) is quite standard in the literature (Järvelin and Kekäläinen, 2002; Taylor et al., 2008). The assumption that the utility is *linear* in $v_{\sigma(k)}$ is in fact not restrictive at all. To see this, assume that the principal’s utility were of the form $w_k \cdot f(v_{\sigma(k)})$ for some strictly increasing function f . By Proposition 3.1, the exact same fairness guarantees are achieved when the agents’ merits v_x are replaced with $f(v_x)$; doing so preserves fairness, while in fact making the principal’s utility linear in the merits. Some common examples of utility functions falling into this general framework are DCG with $w_k = 1/\log_2(1+k)$, Average Reciprocal Rank with $w_k = 1/k$, and Precision@K with $w_k = \mathbb{1}[k \leq K]/K$.

When the ranking and merits are drawn from distributions, the principal’s utility is the expected utility under both sources of randomness:

$$U(\pi | \Gamma) = \mathbb{E}_{\sigma \sim \pi, \mathbf{v} \sim \Gamma} [U(\sigma | \mathbf{v})]. \quad (3)$$

3.4 Discussion

Our definition is superficially similar to existing definitions of individual fairness (e.g., (Dwork et al., 2012; Joseph et al., 2016)), in that similar observable features often lead to similar outcomes. Importantly, though, it side-steps the need to define a similarity metric between agents in the feature space. Furthermore, it does not treat the observable attributes (such as star ratings) themselves as any notion of “merit.” Instead, our central point is that agents’ features should be viewed (solely) as noisy signals about the agents’ merits and that a comparison of their merits — and the principal’s uncertainty about the merits — should determine the agents’ relative ranking. That moves the key task of quantifying individual fairness from articulating which features should be considered relevant for similarity, to articulating what inferences can be drawn about merit from observed features.

One may argue, rightfully, that from an operational perspective, this simply pushes the normative decisions into determining Γ . However, our main point is that this is where normative decisions indeed belong. Rather than trying to define ad hoc notions of fairness on observable features, the principal should determine what the features reveal (and don’t reveal) about the agents’ merits. In this context, it is worth remarking that the distribution Γ may also take care of systemic biases. For example, if an applicant’s features like GPA are biased by particular characteristics (e.g., race or gender), Γ can/should reflect that applicants can have the same merit even if they do not have the same GPA. Again, the important distinction here is to not treat observable features such as GPA or star ratings as merit, but rather as noisy and imperfect (and possibly biased) *signals* about merit.

In extending the probabilistic fairness axiom from two to multiple agents in Equation (1), we chose to axiomatize fairness in terms of which position agents are assigned to. An equally valid generalization would have been to require for each pair x, y of agents that if x has more merit than y with probability at least ρ , then x must precede y in the ranking with probability at least $\phi \cdot \rho$. The main reason why we prefer Equation (1) is computational: the only linear programs we know for the alternative approach require variables for all rankings and are thus exponential (in n) in size. Exploring the alternative definition is an interesting direction for future work.

We emphasize here that we believe that low-stakes scenarios repeated often are typically a better fit for any randomized approach (including ours) than high-stakes one-shot games. The reasons

include that for a high-stakes situation, a principal may be less willing to trade off utility for fairness and that for a single decision, verifying that a decision was made probabilistically could be hard or impossible. Thus, ideal scenarios to keep in mind are e-commerce websites or other recommendation systems that repeatedly choose a ranking of products (or papers or other items) in response to a customer’s query.

3.4.1 INFORMATION ACQUISITION INCENTIVES

An additional benefit of requiring the use of fair ranking policies is that it makes the principal bear more of the cost of an inaccurate Γ , and thereby incentivizes the principal to improve the distribution Γ . To see this at a high level, notice that if Γ precisely revealed merits, then the optimal and fair policies would coincide. In the presence of uncertainty, an unrestricted principal will optimize utility, and in particular do better than a principal who is constrained to be (partially or completely) fair. Thus, a fair principal stands to gain more by obtaining perfect information. The following example shows that this difference can be substantial, i.e., the information acquisition incentives for a fair principal can be much higher.

Example 1. Consider again the case of a job portal. To keep the example simple, consider a scenario in which the portal tries to recommend exactly one candidate for a position.¹ There are two groups of candidates, which we call majority and underrepresented minority (URM). The majority group contains exactly one candidate of merit 1, all others having merit 0; the URM group contains exactly one candidate of merit $1 + \epsilon$, all others having merit 0 as well. Due to past experience with the majority group, the portal’s distribution Γ over merits precisely pinpoints the meritorious majority candidate, but reveals no information about the meritorious URM candidate; that is, the distribution places equal probability on each of the URM candidates having merit $1 + \epsilon$.

A utility-maximizing portal will therefore go with “the known thing,” obtaining utility 1 from recommending the majority candidate. The loss in utility from ignoring the URM candidates is only ϵ . Now consider a portal required to be 1-fair. Because each of the URM candidates is the best candidate with probability $1/n$ (when there are n URM candidates), and the majority candidate is *known* to never be the best candidate, each URM candidate *must* be recommended with probability $1/n$. Here, the uncertainty about which URM candidate is meritorious will provide the portal with a utility that is only $(1+\epsilon)/n$.

In this example, fairness strengthens the incentive for the portal to acquire more information about the URM group; specifically, to learn to perfectly identify the meritorious candidate. Under full knowledge, the portal will now have utility $1 + \epsilon$ for both the fair and the utility-maximizing policy. For the utility-maximizing portal, this is the optimal choice; and for the fair strategy, it is perfectly fair to always select the (deterministically known) best candidate. Thus, a portal forced to use the fair strategy stands to increase its utility by a much larger amount; at least in this example, our definition of fairness splits the cost of a high-variance distribution Γ more evenly between the principal and the affected agents when compared to the utility-optimizing policy, where almost all the cost of uncertainty is borne by the agents in the URM group. This drastically increases the principal’s incentives for more accurate and equitable information gathering.

To what extent the insights from this example generalize to arbitrary settings (e.g., whether the principal *always* stands to gain more from additional information when forced to be fairer) is a fascinating direction for future research.

3.4.2 ORDINAL MERIT AND HIGH-RISK HIGH-REWARD AGENTS

As we discussed earlier, Proposition 3.1 highlights the fact that our definition of fairness only considers ordinal properties, i.e., comparisons, of merit. This means that frequently selecting “moonshot” agents

1. This can be considered a ranking problem in which the first slot has $w_1 = 1$, while all other slots have weight 0.

(those with very rare very high merit) would be considered unfair. We argue that this is not a drawback of our fairness definition; rather, if moonshot attempts are worth supporting frequently, then the definition of merit should be altered to reflect this understanding. As a result, viewing the merit definition under the prism of our fairness definition helps reveal misalignments between stated merit and actual preferences.

For a concrete example, consider two agents: agent A has known merit 1, while agent B has merit $M \gg 1$ with probability 1% and 0 with probability 99%. When $M > 100$, agent B has larger expected merit, but regardless of whether $M > 100$ or $M \leq 100$, a fully fair principal cannot select B with probability more than 1%. One may consider this a shortcoming of our model: it would prevent, for instance, a funding agency (which tries to be fair to research grant PIs) from focusing on high-risk high-reward research. We argue that the shortcoming will typically not be in the fairness definition, but in the chosen definition of merit. For concreteness, suppose that the status quo is to evaluate merit as the total number of citations which the funded work attracts during the next century.² Also, for simplicity, suppose that “high-reward” research is research that attracts more than 100,000 citations over the next century. If we consider one unit of merit as 1000 citations, and assume that the typical research grant results in work attracting about that many citations, then the funding agency faces the problem from the previous paragraph, and will not be able to support PI B with probability more than 1%. This goes against the express preference of many funding agencies for high-risk high-reward work.

However, if one truly believes that high-reward work is fundamentally different (e.g., it will change the world), then this difference should be explicitly modeled in the notion of merit. For example, rather than “number of citations,” an alternative notion of merit would be “probability that the number of citations exceeds 100,000.” This approach would allow the agency to select PIs based on the posterior probability (based on observed attributes, such as track record and the proposal) of producing such high-impact work. Of course, in reality, different aspects of merit can be combined to define a more accurate notion of merit that reflects what society values as true merit of research.

The restrictions imposed on a principal by our framework will and should force the principal to articulate actual merit of agents carefully, rather than adding ad hoc objectives. Once merit has been clearly defined, we anticipate that the conflict between fairness and societal objectives will be significantly reduced.

4. Optimal and Fair Policies

For a distribution Γ over merits, let σ_Γ^* be the ranking which sorts the agents by expected merit, i.e., by non-increasing $\mathbb{E}_{\mathbf{v} \sim \Gamma} [v_x]$. The following well-known proposition follows because the position weights w_k are non-increasing; we provide a short proof for completeness.

Proposition 4.1. σ_Γ^* is a utility-maximizing ranking policy for the principal.

Proof. Let π be a randomized policy for the principal. We will use a standard exchange argument to show that making π more similar to σ^* can only increase the principal’s utility. Recall that by Equation (3), the principal’s utility under π can be written as

$$U(\pi | \Gamma) = \sum_{x \in \mathcal{X}} \sum_k p_{x,k}^{(\pi)} \cdot \mathbb{E}_{\mathbf{v} \sim \Gamma} [v_x] \cdot w_k.$$

Assume that π does not sort x by non-increasing $\mathbb{E}_{\mathbf{v} \sim \Gamma} [v_x]$. Then, there exist two positions $j < k$ and two agents x, y such that $\mathbb{E}_{\mathbf{v} \sim \Gamma} [v_x] > \mathbb{E}_{\mathbf{v} \sim \Gamma} [v_y]$, and $p_{x,k}^{(\pi)} > 0$ and $p_{y,j}^{(\pi)} > 0$. Let $\epsilon = \min(p_{x,k}^{(\pi)}, p_{y,j}^{(\pi)}) > 0$, and consider the modified policy which subtracts ϵ from $p_{x,k}^{(\pi)}$ and $p_{y,j}^{(\pi)}$ and adds ϵ to $p_{x,j}^{(\pi)}$ and $p_{y,k}^{(\pi)}$. This changes the expected utility of the policy by

$$\epsilon \cdot (\mathbb{E}_{\mathbf{v} \sim \Gamma} [v_x] \cdot w_j + \mathbb{E}_{\mathbf{v} \sim \Gamma} [v_y] \cdot w_k - \mathbb{E}_{\mathbf{v} \sim \Gamma} [v_x] \cdot w_k - \mathbb{E}_{\mathbf{v} \sim \Gamma} [v_y] \cdot w_j)$$

2. This measure is chosen for simplicity of discussion, not to actually endorse this metric.

$$= \epsilon \cdot (w_j - w_k) \cdot (\mathbb{E}_{\mathbf{v} \sim \Gamma} [v_x] - \mathbb{E}_{\mathbf{v} \sim \Gamma} [v_y]) \geq 0.$$

By repeating this type of update, the policy eventually becomes fully sorted, weakly increasing the utility with every step. Thus, the optimal policy must be sorted by $\mathbb{E}_{\mathbf{v} \sim \Gamma} [v_x]$. \square

While this policy conforms to the Probability Ranking Principle (Robertson, 1977), it violates Axiom 1 for ranking fairness when merits are uncertain. We define a natural solution for a 1-fair ranking distribution based on Thompson Sampling:

Definition 4.1 (Thompson Sampling Ranking Distribution). Define π_Γ^{TS} as follows: first, draw a vector of merits $\mathbf{v} \sim \Gamma$, then rank the agents by decreasing merits in \mathbf{v} .

That π_Γ^{TS} is 1-fair follows directly from the definition of fairness. By definition, it ranks each agent x in position k with exactly the probability that x has k -th highest merit.

Proposition 4.2. π_Γ^{TS} is a 1-fair ranking distribution.

4.1 Trading Off Utility and Fairness

One straightforward way of trading off between the two objectives of fairness and principal's utility is to randomize between the two policies π_Γ^{TS} and π^* .

Definition 4.2 (OPT/TS-Mixing). The OPT/TS-Mixing ranking policy $\pi^{\text{Mix}, \phi}$ randomizes between π_Γ^{TS} and π_Γ^* with probabilities ϕ and $1 - \phi$, respectively.

The following lemma gives guarantees for such randomization (but we will later see that this strategy is suboptimal).

Lemma 4.1. Consider two ranking policies π_1 and π_2 such that π_1 is ϕ_1 -fair and π_2 is ϕ_2 -fair. A policy that randomizes between π_1 and π_2 with probabilities q and $1 - q$, respectively, is at least $(q\phi_1 + (1 - q)\phi_2)$ -fair and obtains expected utility $qU(\pi_1 | \Gamma) + (1 - q)U(\pi_2 | \Gamma)$.

Proof. Both the utility and fairness proofs are straightforward. The proof of fairness decomposes the probability of agent i being in position k under the mixing policy into the two constituent parts, then pulls terms through the sum. The proof of utility uses Equation (3) and linearity of expectations. We now give details of the proofs.

We write π_{Mix} for the policy that randomizes between π_1 and π_2 with probabilities q and $1 - q$, respectively. Using Equation (3), we can express the utility of π_{Mix} as

$$\begin{aligned} U(\pi_{\text{Mix}} | \Gamma) &= \mathbb{E}_{\sigma \sim \pi_{\text{Mix}}, \mathbf{v} \sim \Gamma} [U(\sigma | \mathbf{v})] = \mathbb{E}_{\mathbf{v} \sim \Gamma} \left[\sum_{\sigma} \pi_{\text{Mix}}(\sigma) \cdot U(\sigma | \mathbf{v}) \right] \\ &= \mathbb{E}_{\mathbf{v} \sim \Gamma} \left[\sum_{\sigma} (q \cdot \pi_1(\sigma) + (1 - q) \cdot \pi_2(\sigma)) \cdot U(\sigma | \mathbf{v}) \right] \\ &= q \cdot \mathbb{E}_{\mathbf{v} \sim \Gamma} \left[\sum_{\sigma} \pi_1(\sigma) \cdot U(\sigma | \mathbf{v}) \right] + (1 - q) \cdot \mathbb{E}_{\mathbf{v} \sim \Gamma} \left[\sum_{\sigma} \pi_2(\sigma) \cdot U(\sigma | \mathbf{v}) \right] \\ &= qU(\pi_1 | \Gamma) + (1 - q)U(\pi_2 | \Gamma). \end{aligned}$$

Similarly, we prove that π is at least $(q\phi_1 + (1 - q)\phi_2)$ -fair if π_1 and π_2 are ϕ_1 - and ϕ_2 -fair, respectively:

$$\sum_{k'=1}^k p_{x,k'}^{(\pi)} = \sum_{k'=1}^k q \cdot p_{x,k'}^{(\pi_1)} + (1 - q) \cdot p_{x,k'}^{(\pi_2)}$$

$$\begin{aligned}
&= q \cdot \sum_{k'=1}^k p_{x,k'}^{(\pi_1)} + (1-q) \cdot \sum_{k'=1}^k p_{x,k'}^{(\pi_2)} \\
&\geq q\phi_1 \cdot \mathbb{P}_{\mathbf{v} \sim \Gamma} [\mathcal{M}_{x,k}^{(\mathbf{v})}] + (1-q)\phi_2 \cdot \mathbb{P}_{\mathbf{v} \sim \Gamma} [\mathcal{M}_{x,k}^{(\mathbf{v})}] \\
&= (q \cdot \phi_1 + (1-q) \cdot \phi_2) \cdot \mathbb{P}_{\mathbf{v} \sim \Gamma} [\mathcal{M}_{x,k}^{(\mathbf{v})}],
\end{aligned}$$

where the inequality used that π_1 is ϕ_1 -fair and π_2 is ϕ_2 -fair. Hence, we have proved that π is $(q \cdot \phi_1 + (1-q) \cdot \phi_2)$ -fair under Γ . \square

Corollary 4.1. The ranking policy $\pi^{\text{Mix}, \phi}$ is ϕ -fair.

By definition, $\pi^{\text{Mix}, \phi=0}$ has the highest utility among all 0-fair ranking policies. Furthermore, all 1-fair policies achieve the same utility since the fairness axiom for $\phi = 1$ completely determines the marginal rank probabilities (Lemma 4.2).

Lemma 4.2. All 1-fair ranking policies have the same utility for the principal.

Proof. Let π be a 1-fair ranking policy. By Equation (1), π must satisfy the following constraints:

$$\sum_{k'=1}^k p_{x,k'}^{(\pi)} \geq \mathbb{P}_{\mathbf{v} \sim \Gamma} [\mathcal{M}_{x,k}^{(\mathbf{v})}] \quad \text{for all } x \text{ and } k. \quad (4)$$

Summing over all x (for any fixed k), both the left-hand side and right-hand side sum to k ; for the left-hand side, this is the expected number of agents placed in the top k positions by π , while for the right-hand side, it is the expected number of agents among the top k in merit. Because the weak inequality (4) holds for all x and k , yet the sum over x is equal, *each* inequality must hold with *equality*:

$$\sum_{k'=1}^k p_{x,k'}^{(\pi)} = \mathbb{P}_{\mathbf{v} \sim \Gamma} [\mathcal{M}_{x,k}^{(\mathbf{v})}] \quad \text{for all } x \text{ and } k.$$

This implies that

$$p_{x,k}^{(\pi)} = \mathbb{P}_{\mathbf{v} \sim \Gamma} [\mathcal{M}_{x,k}^{(\mathbf{v})}] - \mathbb{P}_{\mathbf{v} \sim \Gamma} [\mathcal{M}_{x,k-1}^{(\mathbf{v})}],$$

which is completely determined by Γ . Substituting these values of $p_{x,k}^{(\pi)}$ into the principal's utility, we see that it is independent of the specific 1-fair policy used. \square

However, while $\pi^{\text{Mix}, \phi=0}$ and $\pi^{\text{Mix}, \phi=1}$ have the highest utility among 0-fair and 1-fair ranking policies, respectively, $\pi^{\text{Mix}, \phi}$ will typically not have maximum utility for the principal among all the ϕ -fair ranking policies for other values of $\phi \in (0, 1)$. We illustrate this with the following example with $n = 3$ agents.

Example 2. Consider $n = 3$ agents, namely a, b , and c . Under Γ , their merits $v_a = 1$, $v_b \sim \text{Bernoulli}(1/2)$, and $v_c \sim \text{Bernoulli}(1/2)$ are drawn independently.³ The position weights are $w_1 = 1$, $w_2 = 1$, and $w_3 = 0$.

3. Technically, this distribution violates the assumption of non-identical merit of agents under Γ . This is easily remedied by adding — say — i.i.d. $\mathcal{N}(0, \epsilon)$ Gaussian noise to all v_i , with very small ϵ . We omit this detail since it is immaterial and would unnecessarily overload notation.

Now, since $w_1 = w_2 = 1$ and agents b and c are i.i.d., any policy that always places agent a in positions 1 or 2 is optimal. In particular, this is true for the policy π^* which chooses uniformly at random from among $\sigma_1^* = \langle a, b, c \rangle$, $\sigma_2^* = \langle a, c, b \rangle$, $\sigma_3^* = \langle b, a, c \rangle$, and $\sigma_4^* = \langle c, a, b \rangle$.

For the specific distribution Γ , assuming uniform random tie breaking, we can calculate the probabilities $\mathbb{P}_{v \sim \Gamma} [\mathcal{M}_{x,k}^{(v)}]$ in closed form:

$$\left(\mathbb{P}_{v \sim \Gamma} [\mathcal{M}_{x,k}^{(v)}] \right)_{x,k} = 1/24 \cdot \begin{pmatrix} 14 & 22 & 24 \\ 5 & 13 & 24 \\ 5 & 13 & 24 \end{pmatrix}.$$

The probability of a, b, c being *placed* in the top k positions by π^* can be calculated as follows:

$$\mathcal{P}^{(\pi^*)} = 1/24 \cdot \begin{pmatrix} 12 & 24 & 24 \\ 6 & 12 & 24 \\ 6 & 12 & 24 \end{pmatrix}.$$

In particular, this implies that π^* is ϕ -fair for every $\phi \leq 12/14 = 6/7$. This bound can be pushed up by slightly increasing the probability of ranking agent a at position 1 (hence increasing fairness to agent a in position 1 at the expense of agents b and c in positions 1–2). Figure 1 shows the principal’s optimal utility for different fairness parameters ϕ , derived from the LP (5). This optimal utility is contrasted with the utility of $\pi^{\text{Mix}, \phi}$, which is the convex combination of the utilities of π^* and π^{TS} , by Lemma 4.1.

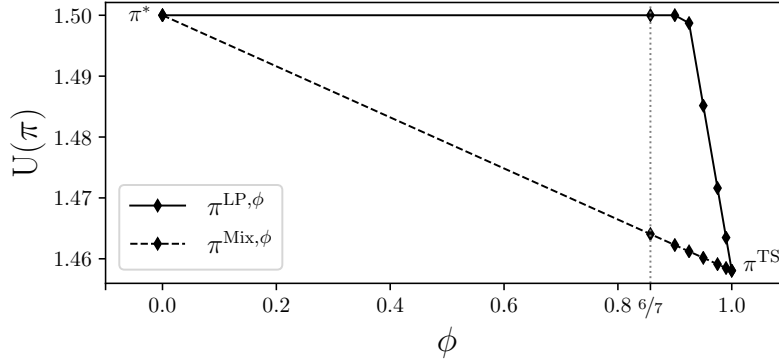


Figure 1: Utility of $\pi^{\text{Mix}, \phi}$ and $\pi^{\text{LP}, \phi}$ for Example 2 as one varies ϕ .

4.2 Optimizing Utility for ϕ -Fair Rankings

We now formulate a linear program for computing the policy $\pi^{\text{LP}, \phi}$ that maximizes the principal’s utility, subject to being ϕ -fair. The variables of the linear program are the marginal rank probabilities $p_{x,k}^{(\pi)}$ of the distribution π to be determined. Then, by Equation (3) and linearity of expectation, the principal’s expected utility can be written as $U(\pi | \Gamma) = \sum_{x \in \mathcal{X}} \sum_k p_{x,k}^{(\pi)} \cdot \mathbb{E}_{v \sim \Gamma} [v_x] \cdot w_k$. We use this linear form of the utilities to write the optimization problem as the following LP with variables $p_{x,k}$ (omitting π from the notation):

$$\begin{aligned} & \text{Maximize} && \sum_x \sum_k p_{x,k} \cdot \mathbb{E}_{v \sim \Gamma} [v_x] \cdot w_k \\ & \text{subject to} && \sum_{k'=1}^k p_{x,k'} \geq \phi \cdot \mathbb{P}_{v \sim \Gamma} [\mathcal{M}_{x,k}^{(v)}] && \text{for all } x, k \\ & && \sum_{k=1}^n p_{x,k} = 1 && \text{for all } x \\ & && \sum_x p_{x,k} = 1 && \text{for all } k \\ & && 0 \leq p_{x,k} \leq 1 && \text{for all } x, k. \end{aligned} \tag{5}$$

In the LP, the first set of constraints captures ϕ -approximate fairness for all agents and positions, while the remaining constraints ensure that the marginal probabilities form a doubly stochastic matrix.

As a second step, the algorithm uses the Birkhoff-von Neumann (BvN) Decomposition of the matrix $\mathcal{P} = (p_{x,k})_{x,k}$ to explicitly obtain a distribution π over rankings such that π has marginals $p_{x,k}$. The Birkhoff-von Neumann Theorem (Birkhoff, 1946) states that the set of doubly stochastic matrices is the convex hull of the permutation matrices, which means that we can write $\mathcal{P} = \sum_{\sigma} q_{\sigma} \mathcal{P}^{(\sigma)}$, where $\mathcal{P}^{(\sigma)}$ is the binary permutation matrix corresponding to the deterministic ranking σ , and the q_{σ} form a probability distribution. It was already shown by Birkhoff (1946) how to find a polynomially sparse decomposition in polynomial time.

In order to solve the Linear Program (5), one needs to know $\mathbb{P}_{\mathbf{v} \sim \Gamma} [\mathcal{M}_{x,k}^{(v)}]$ for all i and k . For some distributions Γ (e.g., Example 2), these quantities can be calculated in closed form. For others, they can be estimated using Monte Carlo sampling. Such estimates may be off by small terms (which go to 0 as the number of samples grows large). This may result in a small loss of $\epsilon \rightarrow 0$ in the fairness guarantee which can be compensated by using a more aggressive fairness parameter $\phi' = \phi + \epsilon$ (when $\phi \leq 1 - \epsilon$). This translates the loss in fairness to a loss in utility, which also goes to 0 as the number of Monte Carlo samples grows.

5. Experimental Evaluation: MovieLens Dataset

To evaluate our approach in a recommendation setting with a realistic preference distribution, we designed the following experimental setup based on the MovieLens 100K (ML-100K) dataset. The dataset contains 100,000 ratings, by 600 users, on 9,000 movies belonging to 18 genres (Harper and Konstan, 2015). In our setup, for each user, the principal is a recommender system that has to generate a ranking of movies \mathcal{S}_g for one of the genres g (e.g., Horror, Romance, Comedy) according to a notion of *merit* of the movies we define as follows.

5.1 Modeling the Merit Distribution

We define the (unknown) merit v_m of a movie m as the average rating of the movie across the user population⁴ — this merit is unknown because most users have not seen/rated most movies. To be able to estimate this merit based on ratings in the ML-100K dataset, and to concretely define its underlying distribution and the corresponding fairness criteria, we define a generative model of user ratings. The model assumes that each rating of a movie $m \in \mathcal{S}_g$ is drawn from a multinomial distribution over $\{1, 2, 3, 4, 5\}$ with (unknown) parameters $\theta_m = (\theta_{m,1}, \dots, \theta_{m,5})$.

Prior: These parameters themselves follow a Dirichlet prior $\theta_m \sim \text{Dir}(\alpha)$ with known parameters $\alpha = (\alpha_1, \alpha_2, \alpha_3, \alpha_4, \alpha_5)$. We assume that the parameters of the Dirichlet prior are of the form $\alpha_r = s \cdot p_r$ where s is a scaling factor and $p_r = \mathbb{P}[\text{Rating} = r \mid \mathcal{D}]$ denotes the marginal probability of observing the rating r in the full MovieLens dataset.

The scaling factor s determines the weight of the prior compared to the observed data since it acts as a pseudo-count in α' below. For the sake of simplicity, we use $s = 1$ in the following for all movies and genres.

Posterior: Since the Dirichlet distribution is the conjugate prior of the multinomial distribution, the posterior distribution based on the ratings observed in the dataset \mathcal{D} is also a Dirichlet distribution, but with parameters $\alpha' = (\alpha + \mathbf{N}_m) = (\alpha_1 + N_{m,1}, \dots, \alpha_5 + N_{m,5})$ where $N_{m,r}$ is the number of ratings of r for the movie m in the dataset \mathcal{D} .

4. For a personalized ranking application, an alternative would be to choose each user’s (mostly unknown) rating as the merit criterion instead of the average rating across the user population.

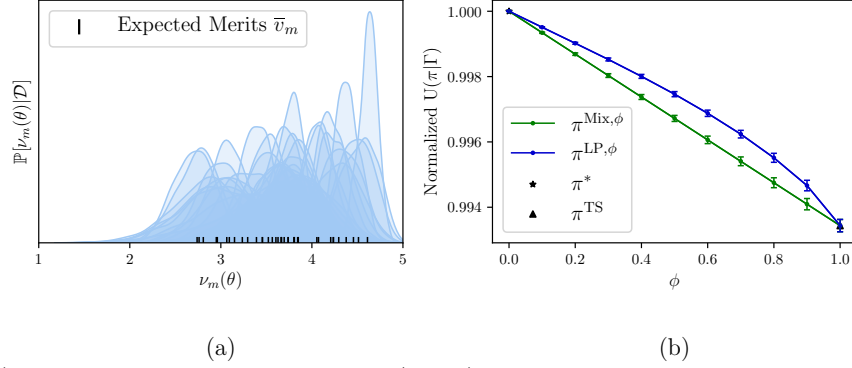


Figure 2: (a) Posterior distribution of ratings (merit) for a subset of “Comedy” movies, (b) Tradeoff between Utility and Fairness, as captured by ϕ .

5.2 Ranking Policies

Utility Maximizing Ranking (π^*): We use the DCG function (Borges et al., 2005) with position weights $w_k = 1/\log_2(1+k)$ as our utility measure. Since the weights are indeed strictly decreasing, as described in Section § 4, the optimal ranking policy π^* sorts the movies (for the particular query) by decreasing expected merit, which is the expected average rating \bar{v}_m under the posterior Dirichlet distribution, and can be computed in closed form as follows:

$$\bar{v}_m \triangleq \mathbb{E}_{\theta \sim \mathbb{P}[\theta_m | \mathcal{D}]} [v_m(\theta)] = \sum_{r=1}^5 r \cdot \frac{\alpha_r + N_{m,r}}{\sum_{r'} \alpha_{r'} + N_{m,r'}}. \quad (6)$$

Fully Fair Ranking Policy (π^{TS}): A fair ranking in this case ensures that, for all positions k , a movie is placed in the top k positions according to the posterior merit distribution. In this setup, a fully fair ranking policy π^{TS} is obtained by sampling the multinomial parameters θ_m for each movie $m \in \mathcal{S}_g$ and computing $v_m(\theta_m)$ to rank them:

$$\pi^{\text{TS}}(\mathcal{S}_g) \sim \text{argsort}_m v_m(\theta_m) \text{ s.t. } \theta_m \sim \mathbb{P}[\theta_m | \mathcal{D}].$$

LP Ranking Policy ($\pi^{\text{LP},\phi}$): The ϕ -fair policies $\pi^{\text{LP},\phi}$ require the principal to have access to the probabilities $\mathbb{P}_{v \sim \Gamma} [\mathcal{M}_{m,k}^{(v)}]$ which we estimate using $5 \cdot 10^4$ Monte Carlo samples, so that any estimation error becomes negligible.

OPT/TS-Mixing Ranking Policy ($\pi^{\text{Mix},\phi}$): The policies $\pi^{\text{Mix},\phi}$ randomize between the fully fair and utility-maximizing ranking policies with probabilities ϕ and $1 - \phi$, respectively.

5.3 Observations and Results

In the experiments presented, we used the ranking policies π^* , π^{TS} , $\pi^{\text{Mix},\phi}$ and $\pi^{\text{LP},\phi}$ to create separate rankings for each of the 18 genres. For each genre, the task is to rank a random subset of 40 movies from that genre. To get a posterior with an interesting degree of uncertainty, we take a 10% i.i.d. samples from \mathcal{D} to infer the posterior for each movie. We observe that the results are qualitatively consistent across genres, and we thus focus on detailed results for the genre “Comedy” as a representative example. Its posterior merit distribution over a subset is visualized in Figure 2(a). Note that substantial overlap exists between the marginal merit distributions of the movies, indicating that as opposed to π^* (which sorts based on the expected merits), the policy π^{TS} will randomize over many different rankings.

Observation 1: We evaluate the cost of fairness to the principal in terms of loss in utility, as well as the ability of $\pi^{\text{LP},\phi}$ to minimize this cost for ϕ -fair rankings. Figure 2(b) shows this cost in terms of expected Normalized DCG (i.e., $\text{NDCG} = \text{DCG}/\max(\text{DCG})$ as in (Järvelin and Kekäläinen, 2002)). These results are averaged over 20 runs with different subsets of movies and different training samples. The leftmost end corresponds to the NDCG of π^* , while the rightmost point corresponds to the NDCG of the 1-fair policy π^{TS} .

The drop in NDCG is below one percentage point, which is consistent with the results for the other genres. We also conducted experiments with other values of s , data set sizes, and choices of w_k ; even under the most extreme conditions, the drop was at most 2 percent. While this rather small drop may be surprising at first, we point out that uncertainty in the estimates affects the utility of both π^* and π^{TS} . By industry standards, a 2% drop in NDCG is considered quite substantial; however, it is not catastrophic and hence bodes well for possible adoption.

Observation 2: Figure 2(b) also compares the trade-off in NDCG in response to the fairness approximation parameter ϕ for both $\pi^{\text{Mix},\phi}$ and $\pi^{\text{LP},\phi}$. We observe that the utility-optimal policy $\pi^{\text{LP},\phi}$ provides gains over $\pi^{\text{Mix},\phi}$, especially for large values of ϕ . Thus, using $\pi^{\text{LP},\phi}$ can further reduce the cost of fairness discussed above.

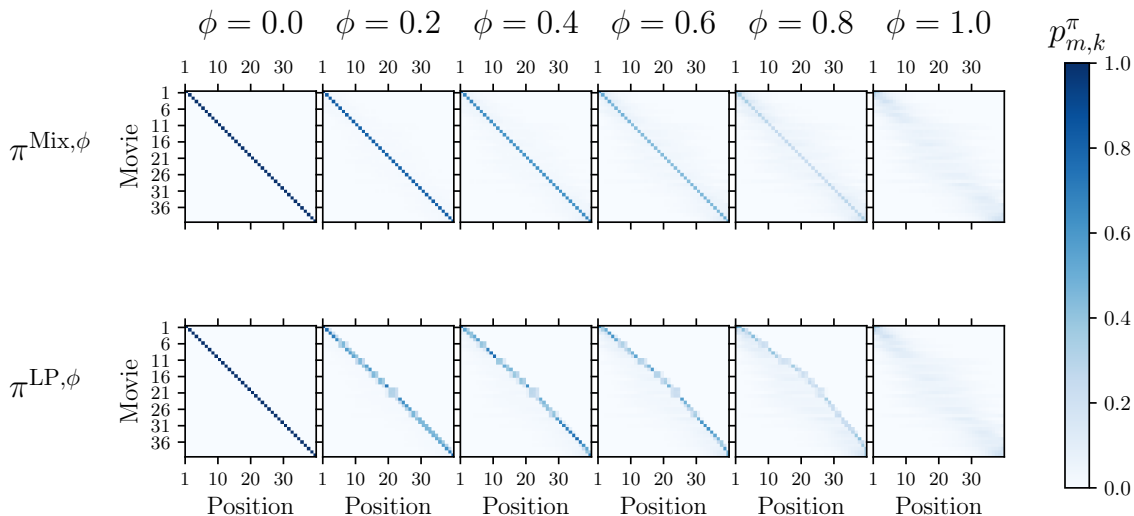


Figure 3: Comparison of marginal rank distribution matrices for $\pi^{\text{Mix},\phi}$ and $\pi^{\text{LP},\phi}$ on “Comedy” movies.

Observation 3: To provide intuition about the difference between $\pi^{\text{Mix},\phi}$ and $\pi^{\text{LP},\phi}$, Figure 3 visualizes the marginal rank distributions $p_{m,k}$, i.e., the probability that movie m is ranked at position k . The key distinction is that, for intermediate values of ϕ , $\pi^{\text{LP},\phi}$ exploits a non-linear structure in the ranking distribution (to achieve a better trade-off) while $\pi^{\text{Mix},\phi}$ merely interpolates linearly between the solutions for $\phi = 0$ and $\phi = 1$.

Based on these observations, in general, the utility loss due to fairness is small, and can be further reduced by optimizing the ranking distribution with the LP-based approach. These results are based on the definition of merit as the average rating of movies over the entire user population. A more realistic setting would personalize rankings for each user, with merit defined as the expected relevance of a movie to the user. In our experiments, the results under such a setup were quite similar, and are hence omitted for brevity and clearer illustration.

6. Real-World Experiment: Paper Recommendation

To study the effect of deploying a fair ranking policy in a real ranking system, we built and fielded a paper recommendation system at a scientific conference. The goal of the experiment is to understand the impact of fairness under real user behavior, as opposed to simulated user behavior that is subject to modeling assumptions. Specifically, we seek to answer two questions: (a) Does a fair ranking policy lead to a more equitable distribution of exposure among the papers? (b) Does fairness substantially reduce the utility of the system to the users?

The users of the paper recommendation system were the participants of a virtual conference held in 2020. Signup and usage of the system was voluntary and subject to informed consent. Each user was recommended a personalized ranking of the papers published at the conference. This ranking was produced either by σ^* or by π^{TS} , and the assignment of users to treatment (π^{TS}) or control (σ^*) was randomized.

6.1 Modeling the Merit Distribution

The merit of a paper for a particular user is based in part on a relevance score $\mu_{u,i}$ that relates features of the user (e.g., bag-of-words representation of recent publications, co-authorship) to features of each conference paper (e.g., bag-of-words representation of paper, citations). Most prominently, the relevance score $\mu_{u,i}$ contains the TFIDF-weighted cosine similarity between the bag-of-words representations.

We model the uncertainty in $\mu_{u,i}$ with regard to the true relevance as follows. First, we observe that all papers were accepted to the conference and thus must have been deemed relevant to at least some fraction of the audience by the peer reviewers. This implies that papers with uniformly low $\mu_{u,i}$ across all/most participants are not irrelevant; we merely have high uncertainty as to which participants the papers are relevant to. For example, papers introducing new research directions or bringing in novel techniques may have uniformly low scores $\mu_{u,i}$ under the bag-of-words model that is less certain about who wants to read these papers compared to papers in established areas. To formalize uncertainty, we make the assumption that a paper’s relevance to a user follows a normal distribution centered at $\mu_{u,i}$, and with standard deviation equal to δ_i (dependent only on the paper, not the user) such that $\max_u \mu_{u,i} + \gamma \cdot \delta_i = 1 + \epsilon$. (For our experiments, we chose $\epsilon = 0.1$ and $\gamma = 2$.) This choice of δ_i ensures that there exists at least one user u such that the (sampled) relevance score $\hat{\mu}_{u,i}$ is greater than 1 with some significant probability; more specifically, we ensure that the probability of having relevance $1 + \epsilon$ is at least as large as that of exceeding the mean by two standard deviations. Furthermore, $\epsilon > 0$ ensures that all papers have a non-deterministic relevance distribution, even papers with $\max_u \mu_{u,i} = 1$.

6.2 Ranking Policies

Users in the control group \mathcal{U}_{π^*} received rankings in decreasing order of $\mu_{u,i}$. Users in the treatment group $\mathcal{U}_{\pi^{\text{TS}}}$ received rankings from the fair policy that sampled scores from the uncertainty distribution, $\hat{\mu}_{u,i} \sim \mathcal{N}(\mu_{u,i}, \delta_i)$, and ranked the papers by decreasing $\hat{\mu}_{u,i}$.

6.3 Results and Observations

We first analyze if the fair policy provided more equitable exposure to the papers. In this real-world evaluation, exposure is not equivalent to rank, but depends on whether users actually browsed to a given position in the ranking. Users could browse their ranking in pages of 5 recommendations each; we count a paper as *exposed* if the user scrolled to its page.

Observation 1: Figure 4 compares the histogram of exposure of the papers in the treatment and control groups. Under the fair policy, the number of papers in the lowest tier of exposure is roughly halved compared to the control condition. This verifies that the fair policy does have an impact on

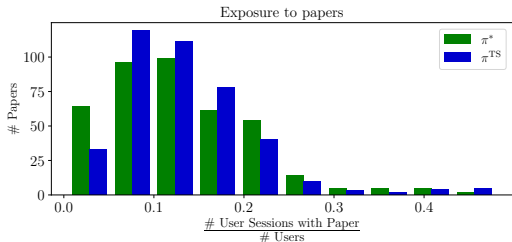


Figure 4: Distribution of the exposure of papers in treatment and control.

	Number of Users with activity		Average Activity Per User	
	π^*	π^{TS}	π^*	π^{TS}
Total Number of users	213	248	-	-
Num. of pages examined	-	-	10.8075	10.7984
Read Abstract	92	101	3.7230	2.6774
Add to Calendar	51	50	1.4366	0.8508
Read PDF	40	52	0.5258	0.5323
Add Bookmark	16	13	0.3192	0.6129

Table 1: User engagement under the two conditions π^* and π^{TS} . None of the differences are statistically significant. (For user actions, this is specifically due to the small sample size).

exposure in a real-world setting, and it aligns with our motivation that a fair ranking policy distributes exposure more equally among the ranked agents. This is also supported by comparing the Gini inequality coefficient (Gini, 1936) for the two distributions: $G(\pi^*) = 0.3302$, while $G(\pi^{\text{TS}}) = 0.2996$ (where a smaller coefficient means less inequality in the distribution).

Observation 2: To evaluate the impact of fairness on user engagement, we analyze a range of engagement metrics as summarized in Table 1. While a total of 923 users signed up for the system ahead of the conference (and were randomized into treatment and control groups), 462 never came to the system after all. Of the users that came, 213 users were in \mathcal{U}_{π^*} , and 248 users were in $\mathcal{U}_{\pi^{\text{TS}}}$. Note that this difference is not caused by the treatment assignment, since users had no information about their assignment/ranking before entering the system.

The first engagement metric we computed is the average number of pages that users viewed under both conditions. With roughly 10.8 pages (about 54 papers), engagement under both conditions was almost identical. Users also had other options to engage, but there is no clear difference between the conditions, either. On average, they read more paper abstracts and added more papers to their calendar under the control condition, but read more PDF and added more bookmarks under the treatment condition. However, none of these differences is significant at the 95% level for either a Mann-Whitney U test or a two sample t-test. While the sample size is small, these findings align with the findings on the synthetic data, namely that fairness did not appear to place a large cost on the principal (here representing the users).

7. Conclusions and Future Work

We believe that the focus on uncertainty we proposed in this paper constitutes a principled approach to capturing the intuitive notion of fairness to agents with similar features: rather than focusing on the features themselves, the key insight is that the features’ similarity entails significant statistical uncertainty about which agent has more merit. Randomization provides a way to fight fire with fire, and axiomatize fairness in the presence of such uncertainty.

Our work raises a wealth of questions for future work. Perhaps most importantly, as discussed in Section § 3.4, to operationalize our proposed notion of fairness, it is important to derive principled merit distributions Γ based on the observed features. Our experiments were based on “reasonable” notions of merit distributions and concluded that fairness might not have to be very expensive to achieve for a principal. However, much more experimental work is needed to truly evaluate the impact of fair policies on the utility that is achieved. It would be particularly intriguing to investigate which types of real-world settings lend themselves to implementing fairness at little cost, and which force a steep trade-off between the two objectives.

Our work also raises several interesting theoretical questions. In Section § 3.4, we show one setting in which forcing the principal to use a fair policy drastically increases the principal’s incentives to form a more accurate posterior Γ . We did not prove a general result in this vein. We ask: will the incentives of a principal to learn a better posterior Γ always (weakly) increase if the principal is forced to be fairer? If true, this would provide a fascinating additional benefit of fairness requirements.

Another interesting question concerns the utility loss incurred by using the policy OPT/TS-Mixing. As we saw in Section § 4.1, OPT/TS-Mixing is in general not optimal. However, in the example from Section § 4.1 as well as in our experiments in Section § 5, the loss in utility was quite small. An interesting question would be to bound the worst-case loss in the utility of OPT/TS-Mixing, compared to the LP-based policy. In particular, this question is of interest due to the simplicity of the OPT/TS-Mixing policy; it does not require the computationally expensive solution of an LP or an explicit estimate of marginal rank probabilities under Γ .

Acknowledgements

This research was supported in part by NSF Award IIS-2008139 and IIS-1901168. We thank Aleksandra Korolova, Cris Moore, and Stephanie Wykstra for useful discussions and feedback. Any opinions, findings, and conclusions or recommendations expressed in this material are those of the author(s) and do not necessarily reflect the views of the National Science Foundation.

References

- Abolfazl Asudehy, HV Jagadishy, Julia Stoyanovichz, and Gautam Das. Designing fair ranking schemes. *SIGMOD*, 2019.
- Solon Barocas and Andrew D Selbst. Big data’s disparate impact. *Cal. L. Rev.*, 2016.
- Alex Beutel, Jilin Chen, Tulsee Doshi, Hai Qian, Li Wei, Yi Wu, Lukasz Heldt, Zhe Zhao, Lichan Hong, Ed H Chi, et al. Fairness in recommendation ranking through pairwise comparisons. In *KDD*, 2019.
- Asia J Biega, Krishna P Gummadi, and Gerhard Weikum. Equity of attention: Amortizing individual fairness in rankings. In *SIGIR*, 2018.
- Garrett Birkhoff. Tres observaciones sobre el algebra lineal. *Univ. Nac. Tucuman*, 1946.
- Chris Burges, Tal Shaked, Erin Renshaw, Ari Lazier, Matt Deeds, Nicole Hamilton, and Greg Hullender. Learning to rank using gradient descent. In *ICML*, pages 89–96, 2005.
- Toon Calders, Faisal Kamiran, and Mykola Pechenizkiy. Building classifiers with independency constraints. In *Data mining workshops, ICDMW*, pages 13–18, 2009.
- Flavio P Calmon, Dennis Wei, Bhanukiran Vinzamuri, Karthikeyan Natesan Ramamurthy, and Kush R Varshney. Optimized pre-processing for discrimination prevention. In *NIPS*, 2017.
- Jaime Carbonell and Jade Goldstein. The use of MMR, diversity-based reranking for reordering documents and producing summaries. In *SIGIR*, 1998.
- L Elisa Celis, Damian Straszak, and Nisheeth K Vishnoi. Ranking with fairness constraints. *ICALP*, 2018.
- Charles L.A. Clarke, Maheedhar Kolla, Gordon V. Cormack, Olga Vechtomova, Azin Ashkan, Stefan Büttcher, and Ian MacKinnon. Novelty and diversity in information retrieval evaluation. In *SIGIR*, 2008.

- Fernando Diaz, Bhaskar Mitra, Michael D Ekstrand, Asia J Biega, and Ben Carterette. Evaluating stochastic rankings with expected exposure. In *CIKM*, 2020.
- Cynthia Dwork, Moritz Hardt, Toniann Pitassi, Omer Reingold, and Richard Zemel. Fairness through awareness. In *ITCS*. ACM, 2012.
- Cynthia Dwork, Michael P Kim, Omer Reingold, Guy N Rothblum, and Gal Yona. Learning from outcomes: Evidence-based rankings. In *FOCS*, 2019.
- Avijit Ghosh, Ritam Dutt, and Christo Wilson. When fair ranking meets uncertain inference. *arXiv preprint arXiv:2105.02091*, 2021.
- Corrado Gini. On the measure of concentration with special reference to income and statistics. *Colorado College Publication, General Series*, 1936.
- Moritz Hardt, Eric Price, and Nati Srebro. Equality of opportunity in supervised learning. In *NIPS*, 2016.
- F Maxwell Harper and Joseph A Konstan. The MovieLens datasets: History and context. *ACM TITS*, 2015.
- Hoda Heidari and Andreas Krause. Preventing disparate treatment in sequential decision making. In *IJCAI*, 2018.
- Kalervo Järvelin and Jaana Kekäläinen. Cumulated gain-based evaluation of ir techniques. *TOIS*, 2002.
- Matthew Joseph, Michael Kearns, Jamie Morgenstern, and Aaron Roth. Fairness in learning: Classic and contextual bandits. In *NIPS*, 2016.
- Nathan Kallus and Angela Zhou. The fairness of risk scores beyond classification: Bipartite ranking and the XAUC metric. *NeurIPS*, 2019.
- Niki Kilbertus, Mateo Rojas Carulla, Giambattista Parascandolo, Moritz Hardt, Dominik Janzing, and Bernhard Schölkopf. Avoiding discrimination through causal reasoning. In *NIPS*, 2017.
- Michael P Kim, Amirata Ghorbani, and James Zou. Multiaccuracy: Black-box post-processing for fairness in classification. In *AAAI Conference on AI, Ethics, and Society*, 2019.
- Matt J Kusner, Joshua Loftus, Chris Russell, and Ricardo Silva. Counterfactual fairness. In *NIPS*, 2017.
- Preethi Lahoti, Krishna P Gummadi, and Gerhard Weikum. Operationalizing individual fairness with pairwise fair representations. *VLDB Endowment*, 2019.
- Yang Liu, Goran Radanovic, Christos Dimitrakakis, Debmalaya Mandal, and David C Parkes. Calibrated fairness in bandits. *FATML*, 2017.
- Kristian Lum and James Johndrow. A statistical framework for fair predictive algorithms. *FATML*, 2016.
- Ninareh Mehrabi, Fred Morstatter, Nripsuta Saxena, Kristina Lerman, and Aram Galstyan. A survey on bias and fairness in machine learning. *arXiv preprint arXiv:1908.09635*, 2019.
- Rishabh Mehrotra, James McInerney, Hugues Bouchard, Mounia Lalmas, and Fernando Diaz. Towards a fair marketplace: Counterfactual evaluation of the trade-off between relevance, fairness & satisfaction in recommendation systems. In *CIKM*, 2018.

- Marco Morik, Ashudeep Singh, Jessica Hong, and Thorsten Joachims. Controlling fairness and bias in dynamic learning-to-rank. In *SIGIR*, 2020.
- Harikrishna Narasimhan, Andrew Cotter, Maya Gupta, and Serena Wang. Pairwise fairness for ranking and regression. In *AAAI*, 2020.
- Vishakha Patil, Ganesh Ghalme, Vineet Nair, and Y Narahari. Achieving fairness in the stochastic multi-armed bandit problem. In *AAAI*, 2020.
- Gustavo Penha and Claudia Hauff. On the calibration and uncertainty of neural learning to rank models. *arXiv preprint arXiv:2101.04356*, 2021.
- Geoff Pleiss, Manish Raghavan, Felix Wu, Jon Kleinberg, and Kilian Q Weinberger. On fairness and calibration. *NIPS*, 2017.
- Flavien Prost, Pranjal Awasthi, Nick Blumm, Aditee Kumthekar, Trevor Potter, Li Wei, Xuezhi Wang, Ed H Chi, Jilin Chen, and Alex Beutel. Measuring model fairness under noisy covariates: A theoretical perspective. *arXiv preprint arXiv:2105.09985*, 2021.
- Filip Radlinski, Paul N Bennett, Ben Carterette, and Thorsten Joachims. Redundancy, diversity and interdependent document relevance. In *ACM SIGIR Forum*, 2009.
- Stephen E Robertson. The probability ranking principle in IR. *Journal of documentation*, 1977.
- Candice Schumann, Zhi Lang, Nicholas Mattei, and John P Dickerson. Group fairness in bandit arm selection. *arXiv preprint arXiv:1912.03802*, 2019.
- Ashudeep Singh and Thorsten Joachims. Fairness of exposure in rankings. In *KDD*, 2018.
- Ashudeep Singh and Thorsten Joachims. Policy learning for fairness in ranking. In *NeurIPS*, 2019.
- Hossein Azari Soufiani, David C Parkes, and Lirong Xia. Random utility theory for social choice. In *NIPS*, 2012.
- Michael Taylor, John Guiver, Stephen Robertson, and Tom Minka. Softrank: optimizing non-smooth rank metrics. In *WSDM*, 2008.
- Blake Woodworth, Suriya Gunasekar, Mesrob I Ohannessian, and Nathan Srebro. Learning non-discriminatory predictors. *COLT*, 2017.
- Ke Yang and Julia Stoyanovich. Measuring fairness in ranked outputs. *SSDBM*, 2017.
- Muhammad Bilal Zafar, Isabel Valera, Manuel Gomez Rodriguez, and Krishna P Gummadi. Fairness beyond disparate treatment & disparate impact: Learning classification without disparate mistreatment. In *WWW*, 2017.
- Meike Zehlike and Carlos Castillo. Reducing disparate exposure in ranking: A learning to rank approach. In *The Web Conference*, 2020.
- Meike Zehlike, Francesco Bonchi, Carlos Castillo, Sara Hajian, Mohamed Megahed, and Ricardo Baeza-Yates. Fa*ir: A fair top-k ranking algorithm. *CIKM*, 2017.
- Rich Zemel, Yu Wu, Kevin Swersky, Toni Pitassi, and Cynthia Dwork. Learning fair representations. In *ICML*, 2013.
- Indre Zliobaite. On the relation between accuracy and fairness in binary classification. *FATML Workshop at ICML*, 2015.