

GENIUS-MAWII: For Robust Mendelian Randomization with Many Weak Invalid Instruments

Ting Ye¹, Zhonghua Liu², Baoluo Sun³, and Eric Tchetgen Tchetgen⁴

¹Department of Biostatistics, University of Washington, Seattle, Washington, U.S.A.

²Department of Biostatistics, Columbia University, New York City, New York, U.S.A.

³Department of Statistics and Data Science, National University of Singapore, Singapore

⁴Department of Statistics and Data Science, The Wharton School, University of Pennsylvania, Philadelphia, Pennsylvania, U.S.A.

Abstract

Mendelian randomization (MR) addresses causal questions by using genetic variants as instrumental variables. We propose a new MR method, GENIUS-MAWII, which simultaneously addresses the two salient challenges in MR: many weak instruments and widespread horizontal pleiotropy. Similar to MR-GENIUS, we use heteroscedasticity of the exposure to identify the treatment effect. We derive influence functions of the treatment effect, and then we construct a continuous updating estimator and establish its asymptotic properties under a many weak invalid instruments asymptotic regime by developing novel semiparametric theory. We also provide a measure of weak identification, an overidentification test, and a graphical diagnostic tool.

Keywords: Causal inference; exclusion restriction; heteroscedastic errors; instrumental variables; many weak moments; pleiotropy

1 Introduction

1.1 Challenges in Mendelian randomization

Mendelian randomization (MR) is a method of using genetic variants – typically single nucleotide polymorphisms (SNPs) – as instrumental variables (IVs) to infer the causal effect of a modifiable exposure on an outcome in the presence of unmeasured confounding (Davey Smith and Ebrahim, 2003, 2004; Lawlor et al., 2008; Davey Smith and Hemani, 2014; Burgess et al., 2015a,b; Zheng et al., 2017). As a powerful tool to disentangle causal relationship from complex environmental confounding, MR has become a popular method for establishing high-quality causal evidence based on observational data (Pingault et al., 2018; Adam, 2019).

For reliable causal inference using MR, genetic variants must be valid IVs that satisfy three key assumptions (Angrist and Krueger, 2001; Baiocchi et al., 2014; Hernan and Robins, 2020): (i) (relevance) they are associated with the exposure; (ii) (independence) they are independent of any unmeasured confounder of the exposure-outcome relationship; (iii) (exclusion restriction) they affect the outcome exclusively through the exposure. The first assumption (relevance) is usually satisfied by selecting SNPs that are significantly associated with the exposure. A well-established challenge one is often faced with in MR, is the possibility that individual SNPs are only weakly associated with the exposure, resulting in weak IV bias (Stock et al., 2002; Burgess et al., 2011; Burgess and Thompson, 2011) and extreme sensitivity to minor violations of the other two assumptions (Small and Rosenbaum, 2008; Wang et al., 2018). The second assumption (independence) is plausible within the framework of parent-offspring studies because of the random assortments of genes from parents to offspring. The independence assumption also approximately holds in population data such as the UK Biobank as individuals share much common ancestry (Davey Smith et al., 2020). Among the three core IV assumptions, the exclusion restriction assumption is the most disputable, as emerging evidence has suggested that pleiotropy – a phenomenon

in which a genetic variant may affect multiple phenotypic traits (Solovieff et al., 2013; Verbanck et al., 2018) – is widespread. In fact, studies have identified hundreds of genetic variants from genome-wide association studies (GWASs) that are associated with multiple traits (Sivakumaran et al., 2011; Parkes et al., 2013; Gratten and Visscher, 2016; Pickrell et al., 2016; Grassmann et al., 2017; Webb et al., 2017). For example, a variant (rs2075650 in the APOE locus) is found to be significantly associated with several traits and diseases, including Body Mass Index (BMI), Alzheimer’s disease, C-reactive protein, high-density lipoprotein cholesterol, low-density lipoprotein cholesterol, plasma triglycerides, waist circumference, hip circumference and waist/hip ratio (Verbanck et al., 2018). Hence, using this variant to study the effect of BMI on systolic blood pressure (SBP) will likely violate the exclusion restriction assumption because the variant may affect SBP via other traits outside of the pathway of BMI. Failure to account for such *horizontal pleiotropy* (i.e., SNPs having direct effects on the outcome) can lead to spurious findings.

1.2 Prior work

In this article, we focus on the two salient challenges in MR: many weak IVs and widespread horizontal pleiotropy. These two challenges rarely act alone but rather interact with each other, because weak IVs can amplify bias from pleiotropy (Small and Rosenbaum, 2008), and later in Sections 2-3 we will see that the proposed method accounts for pleiotropy by exploiting heteroscedasticity and thus may be more susceptible to weak IV bias than usual (Lewbel, 2012). Therefore, it is important to address these two challenges simultaneously for desirable practical performance.

The issue of weak IV has been extensively studied in econometrics (Staiger and Stock, 1997; Chao and Swanson, 2005; Hansen et al., 2008; Newey and Windmeijer, 2009; Stock et al., 2002). Typically, in linear models, an IV is considered weak if the first-stage F statistic is below 10 (Stock et al., 2002). Recent papers by Zhao et al. (2019, 2020); Wang and Kang (2021) and Ye et al. (2021) also develop methods that are robust to weak IVs in

two-sample summary-data MR under an assumption of no systematic exclusion restriction violation. A common message from many of these works is that having many weak IVs can greatly circumvent the difficulty from each individual IV being only weakly associated with the exposure and can improve estimation accuracy.

There has also been a rapidly growing development of statistical methods to address widespread horizontal pleiotropy, which mostly fall into the following two strands. The first strand of methods assumes that a certain proportion of candidate IVs are valid. For example, [Han \(2008\)](#); [Kang et al. \(2016\)](#); [Bowden et al. \(2016\)](#) and [Windmeijer et al. \(2019\)](#) propose methods that can recover the causal effect provided less than 50% of IVs are invalid. [Hartwig et al. \(2017\)](#); [Guo et al. \(2018\)](#); [Guo \(2021\)](#) and [Windmeijer et al. \(2021\)](#) develop methods based on the plurality rule, assuming that the number of valid IVs is larger than any number of invalid IVs sharing the same ratio estimator limit. Other proposals in this first strand include [Qi and Chatterjee \(2019\)](#) and [Verbanck et al. \(2018\)](#). Clearly, none of these methods apply to the situation when pleiotropy is pervasive.

The second strand of work allows for all the IVs to be pleiotropic but effectively restricts the effects of IVs on the exposure and outcome. Within the second strand, it is also helpful to distinguish between two types of horizontal pleiotropy: uncorrelated pleiotropy, also known as the instrument strength independent of direct effect (InSIDE) assumption ([Bowden et al., 2015](#)), which says that the direct effects of the IVs on the outcome are uncorrelated with their effects on the exposure, and correlated pleiotropy, which says that the direct effects of the IVs on the outcome are correlated with their effects on the exposure. Of the two types, uncorrelated pleiotropy is easier to deal with, based on which multiple methods have been developed, including [Kolesár et al. \(2015\)](#) and [Bowden et al. \(2015\)](#) for direct effects with nonzero mean (directional horizontal pleiotropy), and [Zhao et al. \(2019, 2020\)](#) and [Ye et al. \(2021\)](#) for direct effects with zero mean (balanced horizontal pleiotropy). Correlated pleiotropy is more challenging. [Morrison et al. \(2020\)](#) and [Wang et al. \(2021\)](#)

allow a small proportion of genetic variants to exhibit correlated pleiotropy arising from one or several well-understood pleiotropic pathways. [Tchetgen Tchetgen et al. \(2021\)](#) and [Sun et al. \(2022\)](#) tackle this challenge from a different perspective; without assuming a certain structure underlying the correlated pleiotropy, the identification extends a novel strategy proposed in [Lewbel \(2012, 2018\)](#) that exploits heteroscedasticity of the exposure variable. The details are reviewed in [Section 2](#). Other proposals in this second strand include [Burgess and Thompson \(2015\)](#), [Spiller et al. \(2019\)](#) and [Liu et al. \(2022\)](#).

1.3 Our contributions

In this work, we propose a new MR method, GENIUS-MAWII, that simultaneously addresses many weak IVs and widespread horizontal pleiotropy. We deal with widespread horizontal pleiotropy by leveraging heteroscedasticity of the exposure, and we account for many weak IVs by establishing the consistency and asymptotic normality of the continuous updating estimator (CUE) obtained from using the derived influence functions as moment conditions under many weak moment asymptotics. We also provide GENIUS-MAWII with a measure of weak identification, an overidentification test, and a graphical diagnostic tool. We demonstrate in simulations and a real example using UK Biobank the clear advantages of GENIUS-MAWII in the presence of directional or correlated horizontal pleiotropy compared to other methods.

Furthermore, our work makes important advances in the theory of generalized method of moments (GMM) involving unknown nuisance parameters under many weak moment conditions, which to our knowledge has not been studied in the literature. This is a challenging task due to two main reasons. First, with the number of moment conditions growing to infinity, the number of nuisance parameters also grows to infinity. Second, the many weak moment asymptotics, which is well suited for MR studies with a large number of SNPs, is fundamentally different from the classical asymptotics (with a fixed number of “strong” moment conditions). Importantly, under the classical asymptotics, it

is well known that utilizing the influence function which belongs to the ortho-complement of the nuisance tangent space and estimating the nuisance parameters at a fast enough rate ensure us that the impact of estimating the nuisance parameters is negligible; this is the key insight that drives many other successful applications of using the influence function to handle nuisance parameters (Newey, 1994; Ackerberg et al., 2014; Ning and Liu, 2017; Robins et al., 2017; Chernozhukov et al., 2018; Bravo et al., 2020). To our surprise, we find that this appealing property does not hold under many weak moment asymptotics in general, but still holds for GENIUS-MAWII because its moment conditions are linear in the parameter of interest (see Theorem 2). In addition, our proof handles infinite-dimensional nuisance parameters.

The rest of the article proceeds as follows. In Section 2, we introduce the invalid IV model and review the GENIUS identification strategy. In Section 3, we derive the class of influence functions which are shown to be multiply robust, and the efficient influence function. In Section 4, we consider estimation and inference of the treatment effect. In Section 5, we provide a measure of weak identification, an overidentification test, and a graphical diagnostic tool. The article is concluded with simulations in Section 6, a real data application in Section 7, and more discussion in Section 8. All technical proofs are in the supplementary materials. The R code for the proposed methods is publicly available at <https://github.com/tye27/mr.genius>.

2 Review of the GENIUS identification strategy

Suppose that we observe an independent and identically distributed sample $(\mathbf{O}_1, \dots, \mathbf{O}_n)$ with $\mathbf{O} = (\mathbf{Z}, \mathbf{X}, A, Y)$, where $\mathbf{Z} = (Z_1, \dots, Z_m)^T$ is a column vector including m SNPs, each taking on values from the set $\{0, 1, 2\}$ which represents the number of minor alleles, \mathbf{X} is a vector of observed covariates which can be empty when there are no observed covariates, A and Y are continuous exposure and outcome variables. We emphasize that

the m SNPs Z_1, \dots, Z_m are not required to be independent, i.e., we allow the m SNPs to be in linkage disequilibrium. We are interested in the causal effect of A on Y , denoted by β_0 , in the presence of unmeasured confounders U .

When there are no observed covariates, we consider the following structural equations:

$$E(Y | A, U, \mathbf{Z}) = \beta_0 A + \alpha(\mathbf{Z}) + \xi_y(U), \quad (1)$$

$$E(A | U, \mathbf{Z}) = \gamma(\mathbf{Z}) + \xi_a(U), \quad (2)$$

where $\alpha, \gamma, \xi_y, \xi_a$ are unspecified functions, and $\mathbf{Z} \perp U$. In particular, $\alpha(\mathbf{Z})$ encodes the direct effect of \mathbf{Z} on Y , and $\alpha(\mathbf{Z}) \neq 0$ indicates that the exclusion restriction assumption is violated. [Lewbel \(2012\)](#) also considers models (1)-(2). [Kolesár et al. \(2015\)](#) and [Bowden et al. \(2015\)](#) consider the special case with $\alpha(\mathbf{Z}) = \sum_{j=1}^m \alpha_j Z_j$ and $\gamma(\mathbf{Z}) = \sum_{j=1}^m \gamma_j Z_j$, and assume that $\alpha_j, \gamma_j, j = 1, \dots, m$ are random effects satisfying $\alpha_j \perp \gamma_j$ (commonly referred to as the InSIDE assumption or uncorrelated pleiotropy), which is likely violated when there are SNPs affecting the exposure and outcome through common pathways ([Morrison et al., 2020](#)). In contrast, we make no such restrictions. Furthermore, as reviewed in [Section 1](#), many existing MR methods, including [Kang et al. \(2016\)](#); [Bowden et al. \(2016\)](#); [Hartwig et al. \(2017\)](#); [Guo et al. \(2018\)](#); [Windmeijer et al. \(2019\)](#) and [Guo \(2021\)](#), rely on the assumption that pleiotropy only sparsely involves a small proportion of SNPs, whereas we allow every SNP to be pleiotropic.

Assume (1)-(2) and $\mathbf{Z} \perp U$, it is shown in [Tchetgen Tchetgen et al. \(2021\)](#) that β_0 is the unique solution to

$$E\{(\mathbf{Z} - E(\mathbf{Z}))R_A(Y - \beta A)\} = 0, \quad (3)$$

provided that $E\{(\mathbf{Z} - E(\mathbf{Z}))R_A A\} \neq 0$, where $R_A = A - E(A | \mathbf{Z})$ is the conditionally centered exposure. Equation (3) provides an identification formula for β_0 in the presence of unmeasured confounding by leveraging possibly invalid IVs. This identification strategy

is named “G-Estimation under No Interaction with Unmeasured Selection” (GENIUS) in [Tchetgen Tchetgen et al. \(2021\)](#).

We elaborate the key of identification in (3). With \mathbf{Z} being potentially invalid IVs that have a direct effect on the outcome, the usual IV-based identification formula no longer holds because $E\{(\mathbf{Z} - E(\mathbf{Z}))(Y - \beta_0 A)\} = E\{(\mathbf{Z} - E(\mathbf{Z}))\alpha(\mathbf{Z})\} \neq 0$. In fact, when having a direct effect on the outcome, the invalid IVs \mathbf{Z} are nothing more than observed confounders that are independent of U . If the effect of \mathbf{Z} on the outcome is not modified by U , as is the case under (1), then $(\mathbf{Z} - E(\mathbf{Z}))c(U)$ for any function $c(\cdot)$ satisfying $E(c(U)) = 0$ can be conceptualized as “valid IVs” satisfying $E\{(\mathbf{Z} - E(\mathbf{Z}))c(U)(Y - \beta_0 A)\} = 0$ because $(\mathbf{Z} - E(\mathbf{Z}))c(U)$ are uncorrelated with any function of U and any function of \mathbf{Z} , and do not have a direct effect on the outcome. The conceptualized valid IVs $(\mathbf{Z} - E(\mathbf{Z}))c(U)$ are infeasible as U is unobserved, but under (2) a noisy version of which can be constructed as an additive interaction between conditionally centered exposure and centered IVs $(\mathbf{Z} - E(\mathbf{Z}))R_A$ and is used as the feasible “valid IVs”.

There are three comments about the above intuition. First, the idea of using gene-environment interactions as valid IVs also appears in [Spiller et al. \(2019\)](#), but unlike [Spiller et al. \(2019\)](#), the gene-environment interactions used in GENIUS can be unobserved. Second, there are interesting tradeoffs between GENIUS and the two-stage least squares (2SLS), which is widely-used when \mathbf{Z} are valid IVs. On the one hand, when \mathbf{Z} are valid IVs, 2SLS imposes no assumption on the exposure model whereas GENIUS does. On the other hand, when \mathbf{Z} has a direct effect on the outcome, 2SLS fails while GENIUS can still identify the treatment effect of interest β_0 . Moreover, with \mathbf{Z} having a direct effect on the outcome, even if there is an interaction between \mathbf{Z} and U in the exposure model (2), its magnitude is usually small compared to the main effects of \mathbf{Z} and U , then the bias of GENIUS is also relatively small. Finally, the key condition encoded by (1)-(2), i.e., the effects of \mathbf{Z} on the exposure and outcome not being modified by U is stronger than

needed and can be relaxed to some extent (see Section 3.1 of the supplementary materials). We can also circumvent this restriction by collecting information about the part of U that interacts with SNPs and adjust for them as part of the observed covariates. This will be discussed further in Section 3.

When $m = 1$ (i.e., one SNP), β_0 identified via (3) can be rewritten as a Wald ratio

$$\beta_0 = \frac{E\{(\mathbf{Z} - E(\mathbf{Z}))R_A Y\}}{E\{(\mathbf{Z} - E(\mathbf{Z}))R_A A\}},$$

where the numerator is the effect of $(\mathbf{Z} - E(\mathbf{Z}))R_A$ on Y , the denominator is the effect of $(\mathbf{Z} - E(\mathbf{Z}))R_A$ on A , and β_0 is simply the ratio. When $m > 1$ (i.e., multiple SNPs), β_0 is over-identified. Moreover, identification using (3) requires that $E\{(\mathbf{Z} - E(\mathbf{Z}))R_A A\} \neq 0$, which is analogous to the relevance assumption in the IV literature, except here we conceptualize $(\mathbf{Z} - E(\mathbf{Z}))R_A$ as the valid IVs. Specifically, since $R_A = A - E(A | \mathbf{Z})$, simple calculations reveal that $E\{(\mathbf{Z} - E(\mathbf{Z}))R_A A\} = E\{(\mathbf{Z} - E(\mathbf{Z}))R_A^2\} = \text{Cov}(\mathbf{Z}, R_A^2) = \text{Cov}(\mathbf{Z}, \text{Var}(A | \mathbf{Z}))$, which means that identification using (3) requires A being heteroscedastic, i.e., $\text{Var}(A | \mathbf{Z})$ depends on at least some \mathbf{Z} . We remark that the condition $E\{(\mathbf{Z} - E(\mathbf{Z}))R_A A\} \neq 0$ can be empirically checked since $\text{Cov}(\mathbf{Z}, R_A^2)$ can be estimated by the sample covariance between \mathbf{Z} and the squared residuals from fitting a linear regression of A on \mathbf{Z} . One can also apply tests for heteroscedasticity such as the tests in [Koenker \(1981\)](#) and [White \(1980\)](#). Heteroscedasticity can be due to gene-environment interactions ([Paré et al., 2010](#)); see [Wang et al. \(2019\)](#) and [Sulc et al. \(2020\)](#) for some recent discoveries.

3 Semiparametric theory

The identification result in Section 2 can be easily extended when there is an observed covariate vector \mathbf{X} . Consider the following structural equations:

$$E(Y | A, U, \mathbf{Z}, \mathbf{X}) = \beta_0 A + \alpha(\mathbf{Z}, \mathbf{X}) + \xi_y(U, \mathbf{X}), \quad (4)$$

$$E(A | U, \mathbf{Z}, \mathbf{X}) = \gamma(\mathbf{Z}, \mathbf{X}) + \xi_a(U, \mathbf{X}), \quad (5)$$

where $\alpha, \gamma, \xi_y, \xi_a$ are unspecified functions and $\mathbf{Z} \perp U \mid \mathbf{X}$. Then, as shown in Section 3.2 of the supplementary materials, β_0 is the unique solution to

$$E\{(\mathbf{Z} - E(\mathbf{Z} \mid \mathbf{X}))R_A(Y - \beta A)\} = 0, \quad (6)$$

provided that $E\{(\mathbf{Z} - E(\mathbf{Z} \mid \mathbf{X}))R_A A\} = E[\text{Cov}\{\mathbf{Z}, \text{Var}(A \mid \mathbf{Z}, \mathbf{X}) \mid \mathbf{X}\}] \neq 0$, where $R_A = A - E(A \mid \mathbf{Z}, \mathbf{X})$ is the conditionally centered exposure. Hence, identification by (6) requires that $\text{Var}(A \mid \mathbf{Z}, \mathbf{X})$ depends on some \mathbf{Z} . Note that the GENIUS identification strategy can be extended to binary exposure and/or binary outcome that follow semiparametric log-linear models; see Section 6 of the supplementary materials for details.

Comparing structural equations (4)-(5) and $\mathbf{Z} \perp U \mid \mathbf{X}$ with their unconditional counterparts, we see that to satisfy these assumptions, \mathbf{X} should include covariates that (i) are correlated with \mathbf{Z} ; (ii) modify the effect of \mathbf{Z} on the outcome (which should be rare as \mathbf{Z} should primarily influence the exposure); (iii) are confounders of the exposure-outcome relationship and modify the effect of \mathbf{Z} on the exposure. Another interesting type of covariates is those that do not affect the outcome but modify the effect of \mathbf{Z} on the exposure. Adjusting for these covariates can weaken heteroscedasticity and thus weaken identification, and may even make the exposure effect unidentifiable if conditioning on all such covariates. However, identification of exposure effect can still be achieved if there is residual latent heterogeneity in the effect of \mathbf{Z} on A within all levels of \mathbf{X} . A diagram of how to choose \mathbf{X} is in Section 1.1 of the supplementary materials.

We derive the class of influence functions and the efficient influence function (Bickel et al., 1993) under the sole observed data restriction $E(R_A(Y - \beta_0 A) \mid \mathbf{Z}, \mathbf{X}) = E(R_A(Y - \beta_0 A) \mid \mathbf{X})$ implied by structural equations (4)-(5) and $\mathbf{Z} \perp U \mid \mathbf{X}$.

Theorem 1. (a) Under the conditional moment restriction $E(R_A(Y - \beta_0 A) \mid \mathbf{Z}, \mathbf{X}) = E(R_A(Y - \beta_0 A) \mid \mathbf{X})$, let $h(\mathbf{Z}, \mathbf{X})$ be any scalar-valued function, the class of influence

functions of β_0 is

$$\{h(\mathbf{Z}, \mathbf{X}) - E(h(\mathbf{Z}, \mathbf{X}) | \mathbf{X})\} \{\Delta - E(\Delta | \mathbf{X})\}, \quad (7)$$

where $\Delta = R_A R_Y - \beta R_A^2$, $R_A = A - E(A | \mathbf{Z}, \mathbf{X})$, and $R_Y = Y - E(Y | \mathbf{Z}, \mathbf{X})$.

(b) The efficient influence function of β_0 is obtained with $h(\mathbf{Z}, \mathbf{X}) = C(\mathbf{X})^T \bar{\mathbf{Z}}$, where

$$C(\mathbf{X}) = \left\{ E \left[(\bar{\mathbf{Z}} - E(\bar{\mathbf{Z}} | \mathbf{X})) (\bar{\mathbf{Z}} - E(\bar{\mathbf{Z}} | \mathbf{X}))^T (\Delta - E(\Delta | \mathbf{X}))^2 | \mathbf{X} \right] \right\}^{-1} \\ E \left\{ (\bar{\mathbf{Z}} - E(\bar{\mathbf{Z}} | \mathbf{X})) (R_A^2 - E(R_A^2 | \mathbf{X})) | \mathbf{X} \right\},$$

and $\bar{\mathbf{Z}}$ is a column vector of all the dummy variables for the joint levels defined by \mathbf{Z} .

The proof is given in the supplementary materials. Theorem 1 includes the results without observed covariates as a special case by setting \mathbf{X} to be empty.

Identification using the influence function (7) is in fact multiply robust. As shown in the supplementary materials, the influence function (7) evaluated at $\beta = \beta_0$ has expectation zero when either one of the following three sets of the models is correctly specified: $\{E(A | \mathbf{Z}, \mathbf{X}), E(h(\mathbf{Z}, \mathbf{X}) | \mathbf{X})\}$, $\{E(Y | \mathbf{Z}, \mathbf{X}), E(h(\mathbf{Z}, \mathbf{X}) | \mathbf{X})\}$, or $\{E(A | \mathbf{Z}, \mathbf{X}), E(R_A(R_Y - \beta R_A) | \mathbf{X})\}$. Therefore, in classical settings, multiply robust estimation and inference about β_0 is straightforward via the classical GMM results (Hansen, 1982).

In principle, we can also leverage the scalar-valued influence function (7) in Theorem 1 as a moment condition under classical asymptotics. The optimal combination of SNPs $C(\mathbf{X})^T \bar{\mathbf{Z}}$ can generally be estimated in a first stage to improve efficiency (Chamberlain, 1987; Newey, 1990). In practice, however, this can pose computational difficulties due to the need to estimate high-dimensional conditional covariance matrices, a challenge that is also raised in Stephens et al. (2014). In fact, a poorly estimated optimal index $C(\mathbf{X})^T \bar{\mathbf{Z}}$ may lead to the unintended consequence of efficiency loss relative to a fix but arbitrary choice of $h(\mathbf{Z}, \mathbf{X})$ in finite samples. On the other hand, using influence function (7) with a predefined $h(\mathbf{Z}, \mathbf{X})$, such as a sum-score of the components of \mathbf{Z} , may also be inefficient.

For these reasons, we follow the GMM approach of [Newey and Windmeijer \(2009\)](#) under many weak moment asymptotics and consider a m -dimensional vector of moment conditions

$$g^{IF}(\mathbf{O}; \beta, \boldsymbol{\eta}_0) = \{\mathbf{Z} - E(\mathbf{Z} | \mathbf{X})\}\{\Delta - E(\Delta | \mathbf{X})\}, \quad (8)$$

where Δ is defined in [Theorem 1](#), $\boldsymbol{\eta}$ denotes the vector of nuisance parameters, and $\boldsymbol{\eta}_0$ its true value. With β_0 being over-identified by [\(8\)](#), it can be estimated using GMM methods, which is known to be semiparametric efficient in the absence of weak IV in models with a finite number of moment restrictions. Moreover, as will be discussed in [Section 5.2](#), compared to using a scalar $h(\mathbf{Z}, \mathbf{X})$, using a vector of moment conditions in [\(8\)](#) also offers the additional benefit of providing an overidentification test.

4 Estimation and inference with many invalid IVs

We introduce some additional notations. Let

$$\begin{aligned} g_i(\beta, \boldsymbol{\eta}) &= g^{IF}(\mathbf{O}_i; \beta, \boldsymbol{\eta}), & \hat{g}(\beta, \boldsymbol{\eta}) &= \frac{1}{n} \sum_{i=1}^n g_i(\beta, \boldsymbol{\eta}), & g_i &= g_i(\beta_0, \boldsymbol{\eta}_0), \\ \hat{\Omega}(\beta, \boldsymbol{\eta}) &= \frac{1}{n} \sum_{i=1}^n g_i(\beta, \boldsymbol{\eta})g_i(\beta, \boldsymbol{\eta})^T, & \Omega(\beta, \boldsymbol{\eta}) &= E[g_i(\beta, \boldsymbol{\eta})g_i(\beta, \boldsymbol{\eta})^T], & \Omega &= \Omega(\beta_0, \boldsymbol{\eta}_0), \\ G_i(\boldsymbol{\eta}) &= \frac{\partial g_i(\beta, \boldsymbol{\eta})}{\partial \beta}, & \hat{G}(\boldsymbol{\eta}) &= \frac{1}{n} \sum_{i=1}^n G_i(\boldsymbol{\eta}), & G_i &= G_i(\boldsymbol{\eta}_0), & G(\boldsymbol{\eta}) &= E[G_i(\boldsymbol{\eta})], & G &= G(\boldsymbol{\eta}_0). \end{aligned}$$

Note that $G_i(\boldsymbol{\eta})$ does not depend on β because $g_i(\beta, \boldsymbol{\eta})$ is linear in β . This largely simplifies the problem.

As always, asymptotic theory is useful if it provides a good approximation to finite-sample performance in applications. In MR with a large number of SNPs while each individual SNP is only weakly related to the exposure, many weak moment asymptotics is well-suited and provides an improved approximation to finite sample behavior of invalid IV robust inference than the classical asymptotics with a fixed number of “strong” moment

conditions as n goes to infinity (see simulations in Section 6). Now we are ready to give the formal characterization of the many weak moment asymptotics.

Assumption 1 (many weak moment asymptotics). *There are scalars $\mu_n^2, c, c' > 0$ such that*

$$\mu_n^2 c \leq nG^T \Omega^{-1} G \leq \mu_n^2 c'.$$

Then, $\mu_n^2 \rightarrow \infty$ as $n \rightarrow \infty$ and m/μ_n^2 is bounded for all n .

Assumption 1 provides an improved approximation when the many moment conditions are weak. When $\mu_n = \sqrt{n}$ and m is finite, it agrees with the classical asymptotics (a finite number of “strong” moment conditions). More discussion on μ_n is in Section 1.3 of the supplementary materials.

The many weak moment asymptotics is fundamentally different from the classical asymptotics. Analogous to the weak IV bias arising from linear models, it has also been recognized that many weak moment conditions can make the usual GMM inference inaccurate (Stock et al., 2002). For example, Newey and Windmeijer (2009) find that the two-step GMM is biased and has non-normal asymptotic distribution, while estimators in the generalized empirical likelihood (GEL) family (Smith, 1997; Parente and Smith, 2014) are consistent and asymptotically normal but have larger asymptotic variance than usual. Furthermore, as outlined in Section 1.3, the many weak moment asymptotics poses several technical difficulties on dealing with nuisance parameters, which to our knowledge has not been addressed in the literature. For the rest of this section, we develop novel semiparametric theory to handle unknown nuisance functions under many weak moment conditions. These theoretical developments enable fast and stable estimation and inference about β_0 .

For estimation purposes, we will assume linear SNP (Zhang and Sun, 2021), exposure, and outcome models in Assumption 2.

Assumption 2. (*nuisance parameters*) *Suppose that \mathbf{Z}, \mathbf{X} are bounded, $\mathbf{X} \in \mathbb{R}^{d_x}$ with*

$d_x < \infty$,

$$E(Z_j | \mathbf{X} = \mathbf{x}) = \mathbf{x}^T \boldsymbol{\pi}_{j0}, \quad j = 1, \dots, m,$$

$$E(A | \mathbf{Z} = \mathbf{z}, \mathbf{X} = \mathbf{x}) = (\mathbf{x}^T, \mathbf{z}^T) \boldsymbol{\mu}_0,$$

$$E(Y | \mathbf{Z} = \mathbf{z}, \mathbf{X} = \mathbf{x}) = (\mathbf{x}^T, \mathbf{z}^T) \boldsymbol{\lambda}_0,$$

$$E(R_A R_Y | \mathbf{X} = \mathbf{x}) = \omega_0(\mathbf{x}; \boldsymbol{\mu}_0, \boldsymbol{\lambda}_0),$$

$$E(R_A^2 | \mathbf{X} = \mathbf{x}) = \theta_0(\mathbf{x}; \boldsymbol{\mu}_0),$$

where ω_0 and θ_0 are unspecified functions, $\boldsymbol{\pi}_{j0}, j = 1, \dots, m, \boldsymbol{\mu}_0, \boldsymbol{\lambda}_0$ are unknown parameters, and the first component of \mathbf{X} is 1 representing the intercept term.

Under Assumption 2, $\boldsymbol{\eta} = (\boldsymbol{\pi}_1^T, \dots, \boldsymbol{\pi}_m^T, \boldsymbol{\mu}^T, \boldsymbol{\lambda}^T, \omega(\mathbf{x}; \boldsymbol{\mu}, \boldsymbol{\lambda}), \theta(\mathbf{x}; \boldsymbol{\mu}))^T$ collects all the nuisance parameters, $\boldsymbol{\eta}_0$ is the true value of $\boldsymbol{\eta}$. Write the estimator of $\boldsymbol{\eta}_0$ as $\hat{\boldsymbol{\eta}}$, which includes the least squares estimators $\hat{\boldsymbol{\pi}}_1, \dots, \hat{\boldsymbol{\pi}}_m, \hat{\boldsymbol{\mu}}, \hat{\boldsymbol{\lambda}}$ from fitting the linear models in Assumption 2, and the kernel estimators with plug-in estimated parameters $\hat{\omega}(\mathbf{x}; \hat{\boldsymbol{\mu}}, \hat{\boldsymbol{\lambda}}), \hat{\theta}(\mathbf{x}; \hat{\boldsymbol{\mu}})$; see Section 1.4 of the Supplement for the details of kernel estimators. We choose the more flexible kernel estimators for $\omega_0(\mathbf{x}; \boldsymbol{\mu}, \boldsymbol{\lambda})$ and $\theta_0(\mathbf{x}; \boldsymbol{\mu})$ to avoid modeling the second moment terms. Alternatively, one can assume that $E(R_A R_Y | \mathbf{X})$ and $E(R_A^2 | \mathbf{X})$ follow parametric models, for example, linear models that include a full set of quadratic terms of \mathbf{X} or saturated models when \mathbf{X} consists of only categorical variables. Then all the nuisance parameter estimators $\hat{\boldsymbol{\eta}}$ can be obtained from the least squares estimation. Either way, the estimated nuisance parameters $\hat{\boldsymbol{\eta}}$ converge to their true values under the assumed conditions. A special case is when not adjusting for covariates, i.e., \mathbf{X} only includes the intercept term, $\omega(\mathbf{x}; \boldsymbol{\mu}, \boldsymbol{\lambda})$ and $\theta(\mathbf{x}; \boldsymbol{\mu})$ become two one-dimensional parameters, and their estimators degenerate to simple averages.

We focus on the continuous updating estimator (CUE) – a member of the GEL family – in this article, because its objective function has an explicit form and its empirical performance is similar to the other estimators in the GEL family (Newey and Smith, 2004). We

propose the following GENIUS estimator that leverages MAny Weak Invalid IVs (GENIUS-MAWII), which is obtained using the influence function $g^{IF}(\mathbf{O}; \beta, \boldsymbol{\eta})$ defined in (8) with a plug-in nuisance parameter estimator $\hat{\boldsymbol{\eta}}$ (defined above),

$$\hat{\beta} = \arg \min_{\beta \in B} \hat{Q}(\beta, \hat{\boldsymbol{\eta}}), \quad \hat{Q}(\beta, \hat{\boldsymbol{\eta}}) = \hat{g}(\beta, \hat{\boldsymbol{\eta}})^T \hat{\Omega}(\beta, \hat{\boldsymbol{\eta}})^{-1} \hat{g}(\beta, \hat{\boldsymbol{\eta}}) / 2, \quad (9)$$

where B is a compact set of parameter values, chosen to confidently encompass the true value β_0 . Note that the form of the CUE is similar to the familiar two-step GMM estimator, except that the objective function is simultaneously minimized over β in the optimal weighting matrix $\hat{\Omega}(\beta, \hat{\boldsymbol{\eta}})$. This is key in eliminating the many weak moment bias of two-step GMM estimator (Newey and Windmeijer, 2009).

The following theorem establishes the asymptotic properties of $\hat{\beta}$ defined in (9).

Theorem 2. *Under structural equations (4)-(5) and $\mathbf{Z} \perp U \mid \mathbf{X}$, Assumptions 1-2 and regularity conditions stated in Assumptions 3-6 in Section 4.1 of the supplementary materials, $m^2/n \rightarrow 0$ as $n \rightarrow \infty$, $\hat{\beta}$ in (9) is consistent, i.e., $\hat{\beta} \xrightarrow{p} \beta_0$ as $n \rightarrow \infty$. If additionally $m^3/n \rightarrow 0$ holds as $n \rightarrow \infty$, then $\hat{\beta}$ is asymptotically normal, i.e., as $n \rightarrow \infty$,*

$$\frac{\mu_n(\hat{\beta} - \beta_0)}{\sqrt{\frac{1}{n\mu_n^{-2}G^T\Omega^{-1}G} + \frac{\mu_n^{-2}E[U_i^T\Omega^{-1}U_i]}{[n\mu_n^{-2}G^T\Omega^{-1}G]^2}}} \xrightarrow{d} N(0, 1), \quad (10)$$

where $U_i = G_i - G - \{\Omega^{-1}E(g_i G_i^T)\}^T g_i$ is the population residual from least squares regression of $G_i - G$ on g_i .

The proof is given in the supplementary materials. Here, we outline the key steps. Taylor expansion of the first-order condition $\partial \hat{Q}(\beta, \hat{\boldsymbol{\eta}}) / \partial \beta|_{\beta=\hat{\beta}} = 0$ gives

$$0 = n\mu_n^{-1} \frac{\partial \hat{Q}(\beta, \hat{\boldsymbol{\eta}})}{\partial \beta} \Big|_{\beta=\beta_0} + n\mu_n^{-2} \frac{\partial^2 \hat{Q}(\beta, \hat{\boldsymbol{\eta}})}{\partial \beta^2} \Big|_{\beta=\bar{\beta}} \mu_n(\hat{\beta} - \beta_0),$$

where $\bar{\beta}$ is some value between β_0 and $\hat{\beta}$. We prove that $n\mu_n^{-1} \partial \hat{Q}(\beta, \hat{\boldsymbol{\eta}}) / \partial \beta|_{\beta=\beta_0}$ is asymptotically equivalent to the sum of a usual GMM term $n\mu_n^{-1} G^T \Omega^{-1} \hat{g}(\beta_0, \boldsymbol{\eta}_0)$ and a U-statistic

term $(n\mu_n)^{-1} \sum_{i \neq j} U_i^T \Omega^{-1} g_j$ that is no longer negligible due to the many weak moment asymptotics, and both terms are mean zero. The asymptotic normality of $n\mu_n^{-1} \partial \hat{Q}(\beta, \hat{\boldsymbol{\eta}}) / \partial \beta |_{\beta=\beta_0}$ then follows from the U-statistic term being uncorrelated with the usual GMM term, the asymptotic variance of the usual GMM term being $n\mu_n^{-2} G^T \Omega^{-1} G$, the asymptotic variance of the U-statistic term being $\mu_n^{-2} E[U_i^T \Omega^{-1} U_i]$, and the central limit theorem. The result in (10) follows from showing $n\mu_n^{-2} \partial^2 \hat{Q}(\beta, \hat{\boldsymbol{\eta}}) / \partial \beta^2 |_{\beta=\bar{\beta}} = n\mu_n^{-2} G^T \Omega^{-1} G + o_p(1)$.

Interestingly, the outline above implies that $\hat{\beta}$ defined in (9) is asymptotically equivalent to $\arg \min_{\beta \in B} \hat{Q}(\beta, \boldsymbol{\eta}_0)$, which means that estimation of $\boldsymbol{\eta}_0$ does not affect the asymptotic distribution of the CUE, even with multiple complications arising from the many weak moment asymptotics, the number of nuisance parameters growing to infinity, and nonparametric kernel estimators that themselves involve estimated parameters. This result relies on the estimated nuisance parameters converging to the truth. But still, this is an unusual property that does not hold in general, but holds in the current setting due to three factors: (i) the number of moment conditions m grows to infinity at a rate slower than $n^{1/3}$; (ii) the use of influence functions as the moment conditions and the fast convergence rate of the estimated nuisance parameters which imply that $\sqrt{n} \|\hat{g}(\beta_0, \hat{\boldsymbol{\eta}}) - \hat{g}(\beta_0, \boldsymbol{\eta}_0)\| = o_p(1)$; and (iii) the moment conditions $g_i(\beta, \boldsymbol{\eta})$ being linear in β which implies that $\sqrt{n} \|\hat{G}(\hat{\boldsymbol{\eta}}) - \hat{G}(\boldsymbol{\eta}_0)\| = o_p(1)$, where $\|\cdot\|$ is the ℓ_2 vector norm. Crucially, we need (iii) to make sure that the impact of estimating $\boldsymbol{\eta}_0$ is negligible for the U-statistic term; in contrast, (iii) is not needed under the classical asymptotics because the U-statistic term is a higher order term that is negligible.

In Theorem 2, the number of SNPs m is required to grow slower than the sample size n , which is more restrictive than the limited information maximum likelihood (LIML) estimator (Chao and Swanson, 2005) where m can grow at the same rate as n or even faster. The reason behind this difference is that LIML assumes homoscedasticity, while CUE makes no such assumption. Consequently, for consistency of the CUE, $m^2/n \rightarrow 0$ as $n \rightarrow \infty$ seems necessary given the need to consistently estimate the heteroscedastic weight

matrix Ω which has m^2 elements.

According to Theorem 2, under the many weak moment asymptotics, as long as m^3/n is small, the CUE $\hat{\beta}$ is consistent and asymptotically normal, and the convergence rate is μ_n . The asymptotic variance of $\hat{\beta}$ consists of the limit of two terms:

$$\frac{1}{nG^T\Omega^{-1}G} \quad \text{and} \quad \frac{E(U_i^T\Omega^{-1}U_i)}{(nG^T\Omega^{-1}G)^2}. \quad (11)$$

The first term is the classical GMM variance, while the second term is the variance contribution due to the variability of the moment derivative G_i which does not vanish under many weak moment asymptotics. Specifically, when $m/\mu_n^2 \rightarrow 0$ as $n \rightarrow \infty$ or G_i is a constant, the second term is negligible compared to the first term, so that (10) agrees with classical GMM theory; otherwise, the additional variance is not negligible and results in larger variance of the CUE. Interestingly, in this many weak moment asymptotic regime where identification is weak, the impact of estimation of the weight matrix Ω is small compared to estimation of G and does not appear in the variance formula.

In practice, we can estimate the asymptotic variance of $\hat{\beta}$ using \hat{V}/n , where

$$\begin{aligned} \hat{V} &= \hat{H}^{-1}\hat{D}^T\hat{\Omega}^{-1}\hat{D}\hat{H}^{-1}, \quad \hat{H} = \partial^2\hat{Q}(\beta, \hat{\eta})/\partial\beta^2|_{\beta=\hat{\beta}}, \quad \hat{\Omega} = \hat{\Omega}(\hat{\beta}, \hat{\eta}), \\ \hat{D} &= \hat{G}(\hat{\eta}) - \left\{ \frac{1}{n} \sum_{i=1}^n G_i(\hat{\eta})g_i(\hat{\beta}, \hat{\eta})^T \right\} \hat{\Omega}^{-1}\hat{g}(\hat{\beta}, \hat{\eta}). \end{aligned} \quad (12)$$

Here, \hat{H} is an estimator of $G^T\Omega^{-1}G$, the middle term $\hat{D}^T\hat{\Omega}^{-1}\hat{D}$ is an estimator of the asymptotic variance of $\sqrt{n}\partial\hat{Q}(\beta, \hat{\eta})/\partial\beta|_{\beta=\beta_0}$. Notice that $\hat{G}^T\hat{\Omega}^{-1}\hat{G}$ cannot be used in place of \hat{H} because $\hat{G}^T\hat{\Omega}^{-1}\hat{G}$ is biased under many weak moment asymptotics (Newey and Windmeijer, 2009). Based on the variance estimator, we can test the hypothesis $H_0 : \beta = \beta^*$ using the Wald statistic $T = \sqrt{n}(\hat{\beta} - \beta^*)/\hat{V}^{1/2}$ or we can construct a $1 - \alpha$ confidence interval based on normal approximation. Other identification robust statistics, e.g., Lagrange multiplier statistic, conditional likelihood ratio statistics can also be applied here, and they are in fact asymptotically equivalent to the Wald statistic under many weak moment asymptotics; see Newey and Windmeijer (2009) for details. It is worth noting that

under strong identification, Theorem 2 and the variance formula in (12) are asymptotically equivalent to classical GMM counterparts, and thus remain applicable. Hence, the results in this section are not only well-suited for MR analysis but also applicable to a wider range of regimes compared to classical GMM results.

The exposure and outcome models in Assumption 2 can be extended to include SNP-SNP and SNP-covariate interactions, by simply fitting linear models with those interaction terms included. Then, consistency in Theorem 2 continues to apply when the numbers of regressors in the exposure and outcome models go to infinity slower than $n^{1/2}$, and the asymptotic normality result in Theorem 2 continues to apply when the numbers of regressors in the exposure and outcome models go to infinity slower than $n^{1/3}$.

Finally, as discussed after Theorem 1, estimators based on influence functions enjoy a multiple robustness property in classical settings with a finite number of “strong” moment conditions, and $\hat{\beta}$ achieves the semiparametric efficiency bound (Ackerberg et al., 2014). However, multiple robustness and semiparametric efficiency under many weak moment asymptotics are more delicate and will be interesting to pursue in future work.

5 Measure of weak identification and diagnosis

We have developed a new MR method, GENIUS-MAWII, which simultaneously addresses the two salient challenges in MR: many weak IVs and widespread horizontal pleiotropy. We account for many weak IVs by establishing consistency and asymptotic normality of the CUE obtained from using the derived influence functions as moment conditions under many weak moment asymptotics, and we deal with widespread horizontal pleiotropy by leveraging heteroscedasticity of the exposure based on the GENIUS identification strategy. However, GENIUS-MAWII will break down if identification is too weak for many weak moment asymptotics to provide good approximation, resulting in *estimation bias*; or if the untestable assumptions (4)-(5) and $\mathbf{Z} \perp U \mid \mathbf{X}$ do not hold, resulting in *identification*

bias. Therefore, to enhance the reliability of GENIUS-MAWII in MR analysis, besides using domain knowledge, it is useful to have tools to gauge whether identification is strong enough for the promised asymptotic results to kick in and whether there is any evidence to falsify the assumptions. For these two purposes, we present a measure of weak identification, an overidentification test, and a graphical diagnostic tool in this section.

5.1 Measure of weak identification

Detection of weak identification is an important part in IV analysis, because weak identification can result in unreliable estimation and inference (Stock et al., 2002). Until now, several formal procedures are readily available for weak IV detection based on linear IV models. For example, Stock and Yogo (2001) propose to use the first-stage F-statistic to assert whether IVs are weak under the homoscedastic error assumption, which is later extended by Olea and Pflueger (2013) to handle heteroscedastic errors. Hahn and Hausman (2002) develop a specification test for strong IVs. In this section, we provide a measure of weak identification for GENIUS-MAWII, which measures the extent of heteroscedasticity and can serve as a helpful diagnosis for reliable inference.

Write the moment equations in (8) as

$$g^{IF}(\mathbf{O}; \beta, \boldsymbol{\eta}_0) = \{\mathbf{Z} - E(\mathbf{Z} \mid \mathbf{X})\} [R_A R_Y - E(R_A R_Y \mid \mathbf{X}) - \beta \{R_A^2 - E(R_A^2 \mid \mathbf{X})\}],$$

which can be viewed as using $\mathbf{Z} - E(\mathbf{Z} \mid \mathbf{X})$ as the standard IV, $R_A R_Y - E(R_A R_Y \mid \mathbf{X})$ as the derived outcome and $R_A^2 - E(R_A^2 \mid \mathbf{X})$ as the exposure. As suggested by an anonymous reviewer, we use the heteroscedasticity-robust F-statistic in the regression of $R_A^2 - E(R_A^2 \mid \mathbf{X})$ on $\mathbf{Z} - E(\mathbf{Z} \mid \mathbf{X})$ as a measure of weak identification. This F-statistic can also be thought of as a Koenker test for heteroscedasticity (Koenker, 1981), specifically for whether $\text{Var}(R_A \mid \mathbf{Z}, \mathbf{X})$ depends on \mathbf{Z} . In practice, we replace the unknown quantities by their estimators and denote the heteroscedasticity-robust F-statistic in the regression of $R_A(\hat{\boldsymbol{\mu}})^2 - \hat{\theta}(\mathbf{X}; \hat{\boldsymbol{\mu}})$ on $\mathbf{Z} - (\mathbf{X}^T \hat{\boldsymbol{\pi}}_1, \dots, \mathbf{X}^T \hat{\boldsymbol{\pi}}_m)^T$ as F_{GENIUS} , where $R_A(\hat{\boldsymbol{\mu}}) = A - (\mathbf{X}^T, \mathbf{Z}^T) \hat{\boldsymbol{\mu}}$,

and $\hat{\boldsymbol{\pi}}'_j$ s and $\hat{\boldsymbol{\theta}}(\mathbf{X}; \hat{\boldsymbol{\mu}})$ are defined after Assumption 2. From simulation studies in Section 6.2, we recommend check to make sure F_{GENIUS} is larger than 2. However, a rigorous theoretical evaluation of the weak identification test for CUE will be conducted in future work.

5.2 Overidentification test and graphical diagnosis

In the GMM literature, it is common to perform overidentification tests to test whether $E[g_i(\beta_0, \boldsymbol{\eta}_0)] = 0$ holds (Hansen, 1982). A popular statistic is simply a scaled minimized CUE objective function $2n\hat{Q}(\hat{\beta}, \hat{\boldsymbol{\eta}})$, which is often called the J -statistic.

Theorem 3. *Under the same conditions in Theorem 2 and $m^3/n \rightarrow 0$ as $n \rightarrow \infty$, when the null hypothesis $H_0 : E[g_i(\beta_0, \boldsymbol{\eta}_0)] = 0$ holds,*

$$P\left(2n\hat{Q}(\hat{\beta}, \hat{\boldsymbol{\eta}}) \geq \chi_{1-\alpha}^2(m-1)\right) \rightarrow \alpha$$

as $n \rightarrow \infty$, where $\chi_{1-\alpha}^2(m-1)$ is the $(1-\alpha)$ -quantile of the $\chi^2(m-1)$ distribution.

Theorem 3 shows that we can reject H_0 if $2n\hat{Q}(\hat{\beta}, \hat{\boldsymbol{\eta}}) \geq \chi_{1-\alpha}^2(m-1)$, which is the same as the overidentification test under the classical setting with a fixed number of “strong” moment equations. In Section 1.2 of the supplementary materials, we analytically show that the overidentification test has power to detect assumption violations in typical MR applications.

In addition to the overidentification test, another diagnosis approach is as follows. Note that our method relies on untestable assumptions (4)-(5) and $\mathbf{Z} \perp U \mid \mathbf{X}$. These assumptions imply the conditional moment restriction

$$E\{R_A(Y - \beta_0 A) - E(R_A(Y - \beta_0 A) \mid \mathbf{X}) \mid \mathbf{Z}, \mathbf{X}\} = 0.$$

We have used part of its implications to identify β_0 in (8). But this conditional moment restriction has many other implications that we can use for falsification. This motivates a

graphical diagnostic tool which plots the “residual”

$$\hat{t}_i = \hat{R}_{A_i}(Y_i - \hat{\beta}A_i) - \hat{E}\{R_{A_i}(Y_i - \hat{\beta}A_i) \mid \mathbf{X}_i\}$$

against $f(\mathbf{Z}_i, \mathbf{X}_i)$, where $\hat{R}_{A_i} = A_i - \hat{E}(A_i \mid \mathbf{Z}_i, \mathbf{X}_i)$, $R_{A_i} = A_i - E(A_i \mid \mathbf{Z}_i, \mathbf{X}_i)$, and $f(\mathbf{z}, \mathbf{x})$ is a pre-specified function that is non-linear in \mathbf{z} to avoid using duplicated information as that used for identification in (8). If modeling assumptions hold and all estimators have negligible bias, then \hat{t}_i should be centered around zero across different values of $f(\mathbf{Z}_i, \mathbf{X}_i)$; evidence that \hat{t}_i is not centered around zero indicates violation of the assumptions. Note that unlike the typical residual plots for diagnostic in regression models, variance difference of \hat{t}_i across different values of $f(\mathbf{Z}_i, \mathbf{X}_i)$ does not violate our assumptions. As a final remark, the graphical diagnostic tool is also applicable to the situation where there is no observed covariates by setting \mathbf{X} to be empty. In Section 7, we set $f(\mathbf{Z}_i) = \{\hat{E}(A_i \mid \mathbf{Z}_i)\}^2$.

6 Simulations

6.1 A simulation when assumptions for GENIUS-MAWII hold

We conduct a simulation study to evaluate the finite-sample performance of GENIUS-MAWII when its assumptions hold, i.e., under models (4)-(5) and $Z \perp U \mid \mathbf{X}$. Its performance is compared to the GENIUS estimators obtained from using ordinary CUE and two-step GMM. All three GENIUS estimators are based on the influence functions in (8), with nuisance parameters estimated using the models in Assumption 2. GENIUS-GMM is the two-step GMM from the `gmm` package in R. GENIUS-MAWII and GENIUS-CUE have the same point estimators defined by (9) and are computed in the same way using the `optimize` and `uniroot` functions in R. Specifically, we first minimize the objective function in (9) using `optimize` function with the specified boundary (-10, 10), and if the returned value is very close to the specified boundary, we recompute by applying `uniroot` to the derivative of the objective function in (9). The main purpose of this extra step is to stabilize the

numerical optimization. The difference between GENIUS-MAWII and GENIUS-CUE is in the variance estimators: GENIUS-CUE uses the classical textbook variance estimator, while GENIUS-MAWII uses (12).

GENIUS-MAWII is also compared to four IV estimators: the two-stage least squares (2SLS), limited information maximum likelihood (LIML), 2SLS with the confidence interval selection method (CIIV-2SLS) (Windmeijer et al., 2021), and five MR estimators: the inverse variance-weighted (IVW) estimator (Burgess et al., 2013), robust adjusted profile score estimator (MR-raps) (Zhao et al., 2020), MR-Egger regression (Bowden et al., 2015), weighted median estimator (MR-median) (Bowden et al., 2016), and MR-mode (Hartwig et al., 2017). Additionally, we implemented GMM with CIIV and 2SLS with the two-stage hard thresholding (TSHT) method (Guo et al., 2018). The results from these approaches are similar to those obtained with CIIV-2SLS, and hence are not reported. We also note that the five MR methods are developed as two-sample MR methods, but we apply them to our one-sample setting regardless to see their performance; see Minelli et al. (2021) for a comprehensive investigation of this practice. 2SLS is implemented using the AER package, LIML using the ivmodel package, CIIV using the CIIV package (using the heteroskedasticity-robust variance option and with first-stage thresholding for weak IVs), IVW using the mr.divw package, MR-raps using the mr.raps package (with huber loss), and MR-Egger, MR-median, and MR-mode using the MendelianRandomization package.

We generate $m = 100$ independent SNPs Z_1, \dots, Z_m with $P(Z_j = 0) = 0.25, P(Z_j = 1) = 0.5, P(Z_j = 2) = 0.25, j = 1, \dots, m$. We generate the exposure and outcome from

$$A = \sum_{j=1}^m \gamma_j Z_j + \eta_A U + \left(1 + \sum_{j=1}^m \delta_j Z_j\right) \epsilon_A,$$

$$Y = \beta_0 A + \sum_{j=1}^m \alpha_j Z_j + \eta_Y U + \epsilon_Y,$$

where $\eta_A = \eta_Y = 1, \beta_0 = 0.4, U \sim N(0, 0.6(1 - h^2))$, and $\epsilon_A, \epsilon_Y \sim N(0, 0.4(1 - h^2))$. Note that $\gamma_j = \varphi_{\gamma_j} \sqrt{h^2/(1.5m)}$ and $\delta_j = \varphi_{\delta_j} \kappa \sqrt{h^2/(1.5m)}$, where m is the total number of SNPs,

$\varphi_{\gamma_j}, \varphi_{\delta_j}$'s are constants that are generated once from a standard normal distribution. Here, h^2 can be interpreted as the proportion of variance in A that is attributed to $E(A | \mathbf{Z})$, and κ controls the level of heteroscedasticity. We set $h^2 = 0.2$ and $\kappa = 1$.

As illustrated in Figure 1, we consider three types of SNPs: $\mathcal{S}_1, \mathcal{S}_2, \mathcal{S}_3$ with proportion p_1, p_2, p_3 , where $p_1 + p_2 + p_3 = 1$. Specifically, \mathcal{S}_1 consists of valid IVs with $\alpha_j = 0$ (i.e., no direct effect on the outcome); \mathcal{S}_2 consists of invalid IVs with uncorrelated pleiotropic effects and $\alpha_j \sim_{i.i.d.} N(\sqrt{\tau_0^2}, \tau_0^2)$ (i.e., InSIDE is satisfied), where $\tau_0^2 = h^2/(1.5m)$; \mathcal{S}_3 consists of invalid IVs that affect A and Y through a common factor C , which leads to correlated pleiotropic effects and $\alpha_j = \gamma_j/2$. We consider four settings:

1. (No invalid IVs) $p_1 = 1, p_2 = p_3 = 0$;
2. (40% invalid IVs) $p_1 = 0.6, p_2 = 0.2, p_3 = 0.2$;
3. (90% invalid IVs with InSIDE) $p_1 = 0.1, p_2 = 0.9, p_3 = 0$;
4. (90% invalid IVs without InSIDE) $p_1 = 0.1, p_2 = 0, p_3 = 0.9$.

We consider two values of the sample size: $n = 10,000$ and $n = 100,000$. The results with 1,000 Monte Carlo repetitions are in Table 1, which summarizes (i) the Monte Carlo mean and Monte Carlo standard deviation (SD) of each estimator, (ii) average of standard errors (SEs), and (iii) coverage probability (CP) of 95% confidence intervals from normal approximation.

From Table 1, the performance of GENIUS-MAWII is similar across Setting 1-4. When $n = 10,000$, the average F-statistic $F_{\text{GENIUS}} = 1.83$, GENIUS-MAWII shows nominal coverage probability, but has some attenuation bias and its SD is slightly more than $\sqrt{10} = 3.16$ times larger than the SD with $n = 100,000$. This is because when the sample size is small, there are some outliers in some simulation runs due to instability of numerical optimization. Numerical optimization becomes more stable as the sample size becomes larger, essentially resolving this issue. When $n = 100,000$, the average F-statistic $F_{\text{GENIUS}} = 9.48$

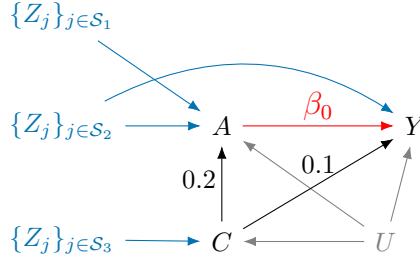


Figure 1: Illustration of three types of SNPs: \mathcal{S}_1 consists of valid IVs, \mathcal{S}_2 consists of invalid IVs with uncorrelated pleiotropic effects (i.e., InSIDE is satisfied), and \mathcal{S}_3 consists of invalid IVs with correlated pleiotropic effects.

and GENIUS-MAWII shows negligible bias and nominal coverage, which agrees with our theoretical assessment that GENIUS-MAWII performs well when the identification is not too weak. Across all scenarios, the SEs calculated using (12) are close to Monte Carlo SDs of GENIUS-MAWII. Notice that with $m = 100$ and $n = 10,000$, $m^2/n = 1$ and $m^3/n = 100$ are not small, but the GENIUS-MAWII estimator still performs quite well, indicating that our method is able to work well in typical MR studies with around 100 SNPs and 10,000-500,000 sample size.

Under all scenarios, the SEs underestimate the Monte Carlo SDs of the GENIUS-CUE estimator, which is also reflected by the fact that the CPs are below the nominal level 95%. This is expected because according to our Theorem 2, a higher order variance term is no longer negligible under many weak moment asymptotics. Comparing the GENIUS-CUE estimator and the GENIUS-MAWII estimator, we see that many weak moment asymptotics indeed provides a better finite sample approximation.

Across all simulation scenarios, the GENIUS-GMM estimator has a larger bias than GENIUS-MAWII and GENIUS-CUE estimators, especially when $n = 10,000$. Moreover, it is not difficult to derive that the ordinary least squares (OLS) estimates obtained from regressing Y on intercept, A , and Z_1, \dots, Z_m is approximately $\beta_0 + 1/(1 + h^2) = 1.23$.

Hence, we see that the GENIUS-GMM estimator is in fact biased towards the OLS. This is a GMM version of the well-known phenomenon that 2SLS is biased towards the OLS when IVs are weak (Stock et al., 2002).

The 2SLS, LIML, IVW and MR-raps estimators are valid (i.e., their identification assumptions hold) under Setting 1. In Setting 1, when $n = 10,000$, all estimators except LIML has some weak IV bias; when $n = 100,000$, all estimators are unbiased. Note that for IVW and MR-raps, their SEs over-estimate their Monte Carlo SDs because the SEs are developed for two-sample MR. Under Setting 2-4, the 2SLS, LIML, IVW and MR-raps estimators have large biases.

The CIIV-2SLS applies 2SLS after the confidence interval selection method and is developed under the plurality rule, which holds under Setting 1-3. In Setting 1, where all IVs are valid, CIIV-2SLS behaves similarly to 2SLS, showing some weak IV bias at a sample size of 10,000, even when employing default first-stage thresholding. This bias is reduced at a larger sample size of 100,000. In Setting 2, CIIV-2SLS demonstrates less bias than 2SLS, particularly at $n = 100,000$, although it still exhibits a small weak IV bias, resulting in slight undercoverage. However, in Setting 3 where 90% IVs are invalid, CIIV-2SLS shows considerable bias and large variance. We also observe that in Settings 2-3, SDs are much larger than SEs due to outliers in some simulation runs. In Setting 4, where the plurality rule does not hold, CIIV-2SLS shows a bias level comparable to that of 2SLS.

The MR-median and MR-mode estimators are valid under Setting 2. In Setting 2, MR-median and MR-mode have some weak identification bias when $n = 10,000$, and the bias becomes smaller when $n = 100,000$. However, the SD and SE of MR-mode are very large compared to the other methods. Under Setting 3-4, the MR-median and MR-mode estimators have large biases.

The INSIDE assumption required by the MR-Egger estimator holds under Setting 3; however, MR-Egger exhibits bias in this setting, and its SD and SE are larger compared

to GENIUS-MAWII. Notably, under Setting 3, the correlation between the error components in exposure and outcome is around 0.73, and the variability in instrument strength (measured by I^2 in [Minelli et al. \(2021\)](#)) is about 0.94 when $n = 10,000$ and is about 0.99 when $n = 100,000$. Hence, our observation that MR-Egger is biased when $n = 10,000$ but the bias is reduced when $n = 100,000$ aligns with the conclusions in [Minelli et al. \(2021\)](#). Under Settings 2 and 4, the MR-Egger estimator is also biased.

In Section 2 of the supplementary materials, we conduct similar simulation studies where there is an observed covariate or when the SNPs are dependent (i.e., SNPs are in linkage disequilibrium). Similar to the results presented in [Table 1](#), we generally find that the GENIUS-MAWII estimator has desirable performance with negligible bias and nominal coverage probability.

6.2 A simulation under assumption violation and weak identification

We conduct more simulations for GENIUS-MAWII under assumption violation and weak identification, and demonstrate the use of F-statistic and diagnostics tools to help identify situations where GENIUS-MAWII can be reliably applied. The setting is identical to that in [Section 6](#) with $m = 100$ except that we generate the outcome from $Y = \beta_0 A + \sum_{j=1}^m \alpha_j Z_j + (1 + \sum_{j=1}^{20} \eta_{Yj} Z_j) U + \epsilon_Y$ when [\(4\)](#) is violated, and we generate the exposure from $A = \sum_{j=1}^m \gamma_j Z_j + \left(1 + \sum_{j=1}^{20} \eta_{Aj} Z_j\right) U + \left(1 + \sum_{j=1}^m \delta_j Z_j\right) \epsilon_A$ when [\(5\)](#) is violated, where $\eta_{Yj} = \varphi_{Y\eta j} \kappa \sqrt{h^2/(1.5m)}$, $\eta_{Aj} = \varphi_{A\eta j} \kappa \sqrt{h^2/(1.5m)}$, and $\varphi_{Y\eta j}, \varphi_{A\eta j}$'s are constants that are generated once from a standard normal distribution. In other words, 20% SNPs can have interactions with the unmeasured confounder, and the magnitude of which is similar to their interactions with ϵ_A .

We consider four situations: no model assumption is violated, only the exposure or the outcome model assumption is violated, and both model assumptions are violated. In

each situation, we consider $\kappa = 0, 0.1, 0.5, 1$ for increasing level of heteroscedasticity, and $n = 10,000, 50,000$ and $100,000$. Note $\kappa = 0$ means there is no model violation. The results are in Table 2.

From Table 2, when $F_{\text{GENIUS}} > 2$, GENIUS-MAWII has negligible bias and nominal coverage probability when there is no model violation. When there is model misspecification and $F_{\text{GENIUS}} > 2$, GENIUS-MAWII has nontrivial power (more than 50% power) to detect model misspecification. Therefore, although assumption violations and/or weak heteroscedasticity can severely bias the GENIUS-MAWII estimator, the combined use of F_{GENIUS} and overidentification test can effectively identify those situations and provide guidance about when GENIUS-MAWII can be reliably applied.

7 Application to the UK Biobank data

UK Biobank is a large-scale ongoing prospective cohort study with around 500,000 participants aged 40-69 at recruitment from 2006 to 2010. Participants provided biological samples, completed questionnaires, underwent assessments, and had nurse led interviews. Follow up is chiefly through cohort-wide linkages to National Health Service data, including electronic, coded death certificate, hospital, and primary care data (Sudlow et al., 2015). Prevalent disease was coded using ICD-9 and ICD-10, and cause of death was coded using ICD-10. Genotyping was performed using two arrays, the Affymetrix UK BiLEVE (UK Biobank Lung Exome Variant Evaluation) Axiom array (about 50,000 participants) and Affymetrix UK Biobank Axiom array (about 450,000 participants). The SNPs included for analysis were directly genotyped or imputed using the Haplotype Reference Consortium panel. To reduce confounding bias due to population stratification, we restrict our analysis to people of genetically verified white British descent, as in previous studies (Tyrrell et al., 2016). For quality control, we exclude participants with (1) excess relatedness (more than 10 putative third-degree relatives), or (2) mismatched information on sex between genotyp-

ing and self-report, or (3) sex-chromosomes not XX or XY, or (4) poor-quality genotyping based on heterozygosity and missing rates $> 2\%$.

We are interested in estimating the causal effect of body mass index (BMI) on systolic blood pressure (SBP). We also exclude participants who are taking blood pressure medication based on self report. In total, the sample size for the final analysis is 292,757. We use $m = 93$ SNPs that are associated with BMI at genome-wide significance level (Locke et al., 2015).

We apply our method to the UK Biobank data and the results are summarized in Table 3. The implementation details are the same as in Section 6 (including that $B = (-10, 10)$ and without adjusting for any covariates). For comparison, we also include the unadjusted results from the ordinary least squares (OLS) analysis of SBP on BMI, which produces the largest point estimate among all methods, likely due to confounding bias. From Table 3, the F-statistic for the standard IV is $F_{IV} = 59.7$. The 2SLS, LIML, IVW, and MR-raps all have point estimates larger than that from GENIUS-MAWII and MR-Egger, which is likely due to failing to account for horizontal pleiotropic effects with nonzero mean. Moreover, the Sargan test (Sargan, 1958) rejects the null hypothesis that all SNPs are valid IVs with a p-value of $< 2.22 \times 10^{-16}$. Compared to MR-Egger, GENIUS-MAWII produces a similar point estimate but with a much higher precision. In particular, using GENIUS-MAWII, we find a significant positive effect of BMI on SBP ($\hat{\beta} = 0.140$, 95% CI: [0.005, 0.275]). This means a one kg/m^2 unit increase in BMI increases SBP by 0.140 $mmHg$. Our analysis results can also be compared to other MR studies of BMI on SBP based on the UK Biobank data. For example, Lyall et al. (2017) finds a significant positive effect of BMI on SBP ($\hat{\beta} = 0.342$, 95% CI: [0.161, 0.522]) using 2SLS and finds no significant effect using MR-Egger, which is consistent with the results of our analysis.

Finally, we run the tools developed in Section 5 to assess the strength of identification and plausibility of the assumptions. The heteroscedasticity robust F-statistic for GENIUS

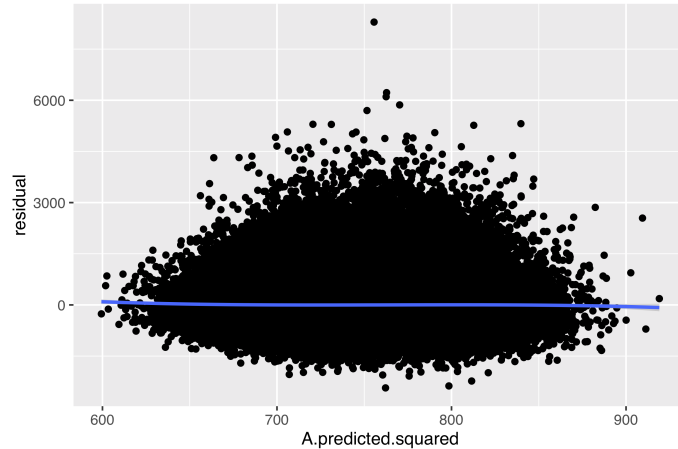


Figure 2: Residual plot for GENIUS-MAWII. The blue line is the estimated conditional mean using the smoothing splines, with gray point-wise confidence band (almost invisible in this plot). We see that the blue line is close to a straight horizontal line through zero, indicating that the errors are centered at zero, so there is no evidence of assumption violation.

is $F_{\text{GENIUS}} = 11.1$, large enough for application of GENIUS-MAWII. The overidentification test statistic is $2n\hat{Q}(\hat{\beta}, \hat{\eta}) = 108.3$, smaller than the critical value $\chi_{0.95}^2(92) = 115.4$. In addition, the diagnostic plot in Figure 2 shows that the blue line, which is the estimated conditional mean using the smoothing splines, is close to a straight horizontal line through zero. Therefore, both diagnosis approaches find no evidence of assumption violation in this application.

8 Discussion

In this paper, we have developed GENIUS-MAWII, a new method for Mendelian randomization (MR) which simultaneously addresses the two salient phenomena that adversely affect MR analyses: many weak IVs and widespread horizontal pleiotropy.

We show via theory and simulations that GENIUS-MAWII can incorporate a large

number of SNPs, allows for every SNP to be pleiotropic, and is able to account for directional or correlated horizontal pleiotropy. These features make GENIUS-MAWII stand out with clear advantages over existing methods in the presence of directional or correlated horizontal pleiotropy. In an application to the UK biobank data to study the effect of BMI on SBP, GENIUS-MAWII produces a plausible effect size estimate ($\hat{\beta} = 0.140$, 95% CI: [0.005, 0.275]), whereas 2SLS, LIML, IVW, and MR-raps produce larger effect size estimates ($\hat{\beta}$ ranges from 0.277 to 0.482) that are likely due to failing to account for horizontal pleiotropic effects with nonzero mean. In addition, MR-Egger produces an effect size estimate ($\hat{\beta} = 0.175$) that is of similar magnitude to that from GENIUS-MAWII, but is much less precise and fails to yield statistical significance.

GENIUS-MAWII leverages heteroscedasticity to identify the causal effect, which can occur due to gene-environment interactions and is plausible for many situations (Paré et al., 2010; Wang et al., 2019; Sulc et al., 2020). However, if the degree of heteroscedasticity is not very strong or the sample size is not large, estimation and inference may become challenging due to weak identification, and certain deviations away from the assumptions can generate large biases. Therefore, we recommend to perform the overidentification test and the graphical diagnosis to check for any evidence of assumption violation, and check to make sure the GENIUS F-statistic is larger than 2. These tests are very useful in determining whether GENIUS-MAWII can be applied reliably.

Finally, we have developed novel semiparametric theory for handling unknown nuisance parameters under many weak moment conditions, which to our knowledge has not been studied in the literature. Our theory addresses three main technical challenges: (i) the number of weak moment conditions grows to infinity with the sample size; (ii) the number of nuisance parameters grows to infinity with the sample size; and (iii) there exist infinite-dimensional nuisance parameters. Our theoretical developments enable fast and stable estimation and inference about the causal effect of interest.

Supplementary Materials

The supplementary materials contain all technical proofs, identification results for binary exposure and/or binary outcome with the exponential link, and additional analytical and simulation results.

Acknowledgments

The authors would like to thank Professor Dylan S. Small for constructive discussion and helpful feedback. We would also like to thank the anonymous referees, an Associate Editor and the Editor for their constructive comments that led to a much improved paper.

References

- Ackerberg, D., Chen, X., Hahn, J., and Liao, Z. (2014). Asymptotic efficiency of semiparametric two-step GMM. *The Review of Economic Studies*, 81(3):919–943.
- Adam, D. (2019). The gene-based hack that is revolutionizing epidemiology. *Nature*, 576(7786):196–199.
- Angrist, J. D. and Krueger, A. B. (2001). Instrumental variables and the search for identification: From supply and demand to natural experiments. *Journal of Economic Perspectives*, 15(4):69–85.
- Baiocchi, M., Cheng, J., and Small, D. S. (2014). Instrumental variable methods for causal inference. *Statistics in Medicine*, 33(13):2297–2340.
- Bickel, P. J., Klaassen, C. A., Ritov, Y. A., Klaassen, J., and Wellner, J. A. (1993). *Efficient and adaptive estimation for semiparametric models*. Baltimore: Johns Hopkins University Press.
- Bowden, J., Davey Smith, G., and Burgess, S. (2015). Mendelian randomization with invalid instruments: effect estimation and bias detection through Egger regression. *International Journal of Epidemiology*, 44(2):512–525.
- Bowden, J., Davey Smith, G., Haycock, P. C., and Burgess, S. (2016). Consistent estimation in Mendelian randomization with some invalid instruments using a weighted median estimator. *Genetic Epidemiology*, 40(4):304–314.

- Bravo, F., Escanciano, J. C., and Van Keilegom, I. (2020). Two-step semiparametric empirical likelihood inference. *Annals of Statistics*, 48(1):1–26.
- Bühlmann, P. and Van De Geer, S. (2011). *Statistics for high-dimensional data: methods, theory and applications*. Springer Science & Business Media.
- Burgess, S., Butterworth, A., and Thompson, S. G. (2013). Mendelian randomization analysis with multiple genetic variants using summarized data. *Genetic Epidemiology*, 37(7):658–665.
- Burgess, S. and Labrecque, J. A. (2018). Mendelian randomization with a binary exposure variable: interpretation and presentation of causal estimates. *European Journal of Epidemiology*, 33(10):947–952.
- Burgess, S., Small, D. S., and Thompson, S. G. (2015a). A review of instrumental variable estimators for Mendelian randomization. *Statistical Methods in Medical Research*, 26(5):2333–2355.
- Burgess, S. and Thompson, S. G. (2011). Bias in causal estimates from Mendelian randomization studies with weak instruments. *Statistics in Medicine*, 30(11):1312–1323.
- Burgess, S. and Thompson, S. G. (2015). Multivariable Mendelian randomization: The use of pleiotropic genetic variants to estimate causal effects. *American Journal of Epidemiology*, 181(4):251–260.
- Burgess, S., Thompson, S. G., and Collaboration, C. C. G. (2011). Avoiding bias from weak instruments in Mendelian randomization studies. *International Journal of Epidemiology*, 40(3):755–764.
- Burgess, S., Timpson, N. J., Ebrahim, S., and Davey Smith, G. (2015b). Mendelian randomization: where are we now and where are we going? *International Journal of Epidemiology*, 44(2):379–388.
- Chamberlain, G. (1987). Asymptotic efficiency in estimation with conditional moment restrictions. *Journal of Econometrics*, 34(3):305–334.
- Chao, J. C. and Swanson, N. R. (2005). Consistent estimation with a large number of weak instruments. *Econometrica*, 73(5):1673–1692.
- Chernozhukov, V., Chetverikov, D., Demirer, M., Duflo, E., Hansen, C., Newey, W., and Robins, J. (2018). Double/debiased machine learning for treatment and structural parameters. *The Econometrics Journal*, 21(1):C1–C68.

- Chernozhukov, V., Chetverikov, D., and Kato, K. (2015). Comparison and anti-concentration bounds for maxima of gaussian random vectors. *Probability Theory and Related Fields*, 162(1):47–70.
- Clarke, P. S. and Windmeijer, F. (2012). Instrumental variable estimators for binary outcomes. *Journal of the American Statistical Association*, 107(500):1638–1652.
- Davey Smith, G. and Ebrahim, S. (2003). ‘Mendelian randomization’: can genetic epidemiology contribute to understanding environmental determinants of disease? *International Journal of Epidemiology*, 32(1):1–22.
- Davey Smith, G. and Ebrahim, S. (2004). Mendelian randomization: prospects, potentials, and limitations. *International Journal of Epidemiology*, 33(1):30–42.
- Davey Smith, G. and Hemani, G. (2014). Mendelian randomization: genetic anchors for causal inference in epidemiological studies. *Human Molecular Genetics*, 23(R1):R89–R98.
- Davey Smith, G., Holmes, M. V., Davies, N. M., and Ebrahim, S. (2020). Mendel’s laws, Mendelian randomization and causal inference in observational data: substantive and nomenclatural issues. *European Journal of Epidemiology*, 35:99–111.
- Gage, S. H., Jones, H. J., Burgess, S., Bowden, J., Davey Smith, G., Zammit, S., and Munafò, M. R. (2017). Assessing causality in associations between cannabis use and schizophrenia risk: a two-sample Mendelian randomization study. *Psychological Medicine*, 47(5):971–980.
- Grassmann, F., Kiel, C., Zimmermann, M. E., Gorski, M., Grassmann, V., Stark, K., Heid, I. M., and Weber, B. H. F. (2017). Genetic pleiotropy between age-related macular degeneration and 16 complex diseases and traits. *Genome Medicine*, 9(1):29.
- Gratten, J. and Visscher, P. M. (2016). Genetic pleiotropy in complex traits and diseases: implications for genomic medicine. *Genome Medicine*, 8(1):78.
- Guo, Z. (2021). Post-selection problems for causal inference with invalid instruments: A solution using searching and sampling. arXiv:2104.06911.
- Guo, Z., Kang, H., Cai, T. T., and Small, D. S. (2018). Confidence intervals for causal effects with invalid instruments by using two-stage hard thresholding with voting. *Journal of the Royal Statistical Society: Series B (Statistical Methodology)*, 80(4):793–815.
- Hahn, J. and Hausman, J. (2002). A new specification test for the validity of instrumental variables. *Econometrica*, 70(1):163–189.

- Han, C. (2008). Detecting invalid instruments using L_1 -GMM. *Economics Letters*, 101(3):285–287.
- Hansen, C., Hausman, J., and Newey, W. (2008). Estimation with many instrumental variables. *Journal of Business & Economic Statistics*, 26(4):398–422.
- Hansen, L. P. (1982). Large sample properties of generalized method of moments estimators. *Econometrica*, 50(4):1029–1054.
- Hartwig, F. P., Davey Smith, G., and Bowden, J. (2017). Robust inference in summary data Mendelian randomization via the zero modal pleiotropy assumption. *International Journal of Epidemiology*, 46(6):1985–1998.
- Hernan, M. A. and Robins, J. M. (2020). *Causal Inference: What If*. Boca Raton: Chapman & Hall/CRC.
- Holmes, M. V., Ala-Korpela, M., and Smith, G. D. (2017). Mendelian randomization in cardiometabolic disease: challenges in evaluating causality. *Nature Reviews Cardiology*, 14(10):577–590.
- Holmes, M. V., Asselbergs, F. W., Palmer, T. M., Drenos, F., Lanktree, M. B., Nelson, C. P., Dale, C. E., Padmanabhan, S., Finan, C., Swerdlow, D. I., Tragante, V., van Iperen, E. P., Sivapalaratnam, S., Shah, S., Elbers, C. C., Shah, T., Engmann, J., Giambartolomei, C., White, J., Zabaneh, D., Sofat, R., McLachlan, S., on behalf of the UCLEB consortium, Doevendans, P. A., Balmforth, A. J., Hall, A. S., North, K. E., Almqvister, B., Hoogeveen, R. C., Cushman, M., Fornage, M., Patel, S. R., Redline, S., Siscovick, D. S., Tsai, M. Y., Karczewski, K. J., Hofker, M. H., Verschuren, W. M., Bots, M. L., van der Schouw, Y. T., Melander, O., Dominiczak, A. F., Morris, R., Ben-Shlomo, Y., Price, J., Kumari, M., Baumert, J., Peters, A., Thorand, B., Koenig, W., Gaunt, T. R., Humphries, S. E., Clarke, R., Watkins, H., Farrall, M., Wilson, J. G., Rich, S. S., de Bakker, P. I., Lange, L. A., Davey Smith, G., Reiner, A. P., Talmud, P. J., Kivimäki, M., Lawlor, D. A., Dudbridge, F., Samani, N. J., Keating, B. J., Hingorani, A. D., and Casas, J. P. (2014). Mendelian randomization of blood lipids for coronary heart disease. *European Heart Journal*, 36(9):539–550.
- Kang, H., Zhang, A., Cai, T. T., and Small, D. S. (2016). Instrumental variables estimation with some invalid instruments and its application to Mendelian randomization. *Journal of the American Statistical Association*, 111(513):132–144.
- Koenker, R. (1981). A note on studentizing a test for heteroscedasticity. *Journal of Econometrics*, 17(1):107–112.

- Kolesár, M., Chetty, R., Friedman, J., Glaeser, E., and Imbens, G. W. (2015). Identification and inference with many invalid instruments. *Journal of Business & Economic Statistics*, 33(4):474–484.
- Larsson, S. C., Scott, R. A., Traylor, M., Langenberg, C. C., Hindy, G., Melander, O., Orho-Melander, M., Seshadri, S., Wareham, N. J., and Markus, H. S. (2017). Type 2 diabetes, glucose, insulin, bmi, and ischemic stroke subtypes: Mendelian randomization study. *Neurology*, 89(5):454–460.
- Lawlor, D. A., Harbord, R. M., Sterne, J. A. C., Timpson, N., and Davey Smith, G. (2008). Mendelian randomization: Using genes as instruments for making causal inferences in epidemiology. *Statistics in Medicine*, 27(8):1133–1163.
- Lewbel, A. (2012). Using heteroscedasticity to identify and estimate mismeasured and endogenous regressor models. *Journal of Business & Economic Statistics*, 30(1):67–80.
- Lewbel, A. (2018). Identification and estimation using heteroscedasticity without instruments: The binary endogenous regressor case. *Economics Letters*, 165:10–12.
- Liu, Z., Ye, T., Sun, B., Schooling, M., and Tchetgen Tchetgen, E. (2022). Mendelian randomization mixed-scale treatment effect robust identification and estimation for causal inference. *Biometrics*. In press.
- Locke, A. E., Kahali, B., Berndt, S. I., and et al. (2015). Genetic studies of body mass index yield new insights for obesity biology. *Nature*, 518(7538):197–206.
- Lyll, D. M., Celis-Morales, C., Ward, J., Iliodromiti, S., Anderson, J. J., Gill, J. M. R., Smith, D. J., Ntuki, U. E., Mackay, D. F., Holmes, M. V., Sattar, N., and Pell, J. P. (2017). Association of body mass index with cardiometabolic disease in the UK Biobank: A mendelian randomization study. *JAMA Cardiology*, 2(8):882–889.
- Minelli, C., Del Greco M, F., van der Plaats, D. A., Bowden, J., Sheehan, N. A., and Thompson, J. (2021). The use of two-sample methods for mendelian randomization analyses on single large datasets. *International journal of epidemiology*, 50(5):1651–1659.
- Morrison, J., Knoblauch, N., Marcus, J. H., Stephens, M., and He, X. (2020). Mendelian randomization accounting for correlated and uncorrelated pleiotropic effects using genome-wide summary statistics. *Nature Genetics*, 52(7):740–747.
- Nead, K. T., Sharp, S. J., Thompson, D. J., Painter, J. N., Savage, D. B., Semple, R. K., Barker, A., The Australian National Endometrial Cancer Study Group (ANECS), Perry, J. R. B., Attia, J., Dunning, A. M., Easton, D. F., Holliday, E., Lotta, L. A., O’Mara, T., McEvoy, M., Pharoah, P. D. P., Scott, R. J., Spurdle, A. B., Langenberg, C., Wareham,

- N. J., and Scott, R. A. (2015). Evidence of a causal association between insulinemia and endometrial cancer: A Mendelian randomization analysis. *JNCI: Journal of the National Cancer Institute*, 107(9).
- Newey, W. K. (1990). Efficient instrumental variables estimation of nonlinear models. *Econometrica*, 58(4):809–837.
- Newey, W. K. (1991). Uniform convergence in probability and stochastic equicontinuity. *Econometrica*, 59(4):1161–1167.
- Newey, W. K. (1994). The asymptotic variance of semiparametric estimators. *Econometrica*, 62(6):1349–1382.
- Newey, W. K. and McFadden, D. (1994). Chapter 36 large sample estimation and hypothesis testing. volume 4 of *Handbook of Econometrics*, pages 2111–2245. Elsevier.
- Newey, W. K. and Smith, R. J. (2004). Higher order properties of GMM and generalized empirical likelihood estimators. *Econometrica*, 72(1):219–255.
- Newey, W. K. and Windmeijer, F. (2009). Generalized method of moments with many weak moment conditions. *Econometrica*, 77(3):687–719.
- Ning, Y. and Liu, H. (2017). A general theory of hypothesis tests and confidence regions for sparse high dimensional models. *Annals of Statistics*, 45(1):158–195.
- Olea, J. L. M. and Pflueger, C. (2013). A robust test for weak instruments. *Journal of Business & Economic Statistics*, 31(3):358–369.
- Paré, G., Cook, N. R., Ridker, P. M., and Chasman, D. I. (2010). On the use of variance per genotype as a tool to identify quantitative trait interaction effects: a report from the Women’s Genome Health Study. *PLoS genetics*, 6(6):e1000981.
- Parente, P. M. D. C. and Smith, R. J. (2014). Recent developments in empirical likelihood and related methods. *Annual Review of Economics*, 6(1):77–102.
- Parkes, M., Cortes, A., van Heel, D. A., and Brown, M. A. (2013). Genetic insights into common pathways and complex relationships among immune-mediated diseases. *Nature Reviews Genetics*, 14(9):661–673.
- Pickrell, J. K., Berisa, T., Liu, J. Z., Séguirel, L., Tung, J. Y., and Hinds, D. A. (2016). Detection and interpretation of shared genetic influences on 42 human traits. *Nature Genetics*, 48(7):709–717.

- Pingault, J.-B., O'Reilly, P. F., Schoeler, T., Ploubidis, G. B., Rijsdijk, F., and Dudbridge, F. (2018). Using genetic data to strengthen causal inference in observational research. *Nature Reviews Genetics*, 19(9):566–580.
- Qi, G. and Chatterjee, N. (2019). Mendelian randomization analysis using mixture models for robust and efficient estimation of causal effects. *Nature Communications*, 10(1):1–10.
- Robins, J. M., Li, L., Mukherjee, R., Tchetgen Tchetgen, E., and van der Vaart, A. (2017). Minimax estimation of a functional on a structured high-dimensional model. *Annals of Statistics*, 45(5):1951–1987.
- Sargan, J. D. (1958). The estimation of economic relationships using instrumental variables. *Econometrica: Journal of the econometric society*, pages 393–415.
- Sivakumaran, S., Agakov, F., Theodoratou, E., Prendergast, J. G., Zgaga, L., Manolio, T., Rudan, I., McKeigue, P., Wilson, J. F., and Campbell, H. (2011). Abundant pleiotropy in human complex diseases and traits. *Am J Hum Genet*, 89(5):607–618.
- Small, D. S. and Rosenbaum, P. R. (2008). War and wages. *Journal of the American Statistical Association*, 103(483):924–933.
- Smith, R. J. (1997). Alternative semi-parametric likelihood approaches to generalised method of moments estimation. *The Economic Journal*, 107(441):503–519.
- Solovieff, N., Cotsapas, C., Lee, P. H., Purcell, S. M., and Smoller, J. W. (2013). Pleiotropy in complex traits: challenges and strategies. *Nature Reviews Genetics*, 14:483–495.
- Spiller, W., Slichter, D., Bowden, J., and Davey Smith, G. (2019). Detecting and correcting for bias in Mendelian randomization analyses using gene-by-environment interactions. *International Journal of Epidemiology*, 48(3):702–712.
- Staiger, D. and Stock, J. H. (1997). Instrumental variables regression with weak instruments. *Econometrica*, 65(3):557–586.
- Stephens, A., Tchetgen Tchetgen, E., and De Gruttola, V. (2014). Locally efficient estimation of marginal treatment effects when outcomes are correlated: is the prize worth the chase? *The international journal of biostatistics*, 10(1):59–75.
- Stock, J. and Yogo, M. (2001). Testing for weak instruments in linear IV regression. *Identification and Inference for Econometric Models: Essays in Honor of Thomas Rothenberg*, pages 80–108.

- Stock, J. H., Wright, J. H., and Yogo, M. (2002). A survey of weak instruments and weak identification in generalized method of moments. *Journal of Business & Economic Statistics*, 20(4):518–529.
- Sudlow, C., Gallacher, J., Allen, N., Beral, V., Burton, P., Danesh, J., Downey, P., Elliott, P., Green, J., Landray, M., et al. (2015). UK Biobank: an open access resource for identifying the causes of a wide range of complex diseases of middle and old age. *Plos Medicine*, 12(3):e1001779.
- Sulc, J., Mounier, N., Günther, F., Winkler, T., Wood, A. R., Frayling, T. M., Heid, I. M., Robinson, M. R., and Kutalik, Z. (2020). Quantification of the overall contribution of gene-environment interaction for obesity-related traits. *Nature communications*, 11(1):1–13.
- Sun, B., Cui, Y., and Tchetgen Tchetgen, E. (2022). Selective machine learning of the average treatment effect with an invalid instrumental variable. *Journal of Machine Learning Research*, 23(204):1–40.
- Tchetgen Tchetgen, E., Sun, B., and Walter, S. (2021). The GENIUS approach to robust Mendelian randomization inference. *Statistical Science*, 36(3):443–464.
- Tripathi, G. (1999). A matrix extension of the Cauchy-Schwarz inequality. *Economics Letters*, 63(1):1–3.
- Tropp, J. A. (2015). The expected norm of a sum of independent random matrices: An elementary approach. arXiv:1506.04711.
- Tsiatis, A. (2007). *Semiparametric theory and missing data*. Springer Science & Business Media.
- Tyrrell, J., Jones, S. E., Beaumont, R., Astley, C. M., Lovell, R., Yaghootkar, H., Tuke, M., Ruth, K. S., Freathy, R. M., Hirschhorn, J. N., et al. (2016). Height, body mass index, and socioeconomic status: Mendelian randomisation study in UK Biobank. *BMJ*, 352:i582.
- Vaucher, J., Keating, B. J., Lasserre, A. M., Gan, W., Lyall, D. M., Ward, J., Smith, D. J., Pell, J. P., Sattar, N., Paré, G., and Holmes, M. V. (2018). Cannabis use and risk of schizophrenia: a Mendelian randomization study. *Molecular Psychiatry*, 23(5):1287–1292.
- Verbanck, M., Chen, C.-Y., Neale, B., and Do, R. (2018). Detection of widespread horizontal pleiotropy in causal relationships inferred from Mendelian randomization between complex traits and diseases. *Nature Genetics*, 50(5):693–698.

- Wang, H., Zhang, F., Zeng, J., Wu, Y., Kemper, K. E., Xue, A., Zhang, M., Powell, J. E., Goddard, M. E., Wray, N. R., et al. (2019). Genotype-by-environment interactions inferred from genetic effects on phenotypic variability in the uk biobank. *Science advances*, 5(8):eaaw3538.
- Wang, J., Zhao, Q., Bowden, J., Hemani, G., Davey Smith, G., Small, D. S., and Zhang, N. R. (2021). Causal inference for heritable phenotypic risk factors using heterogeneous genetic instruments. *PLoS genetics*, 17(6):e1009575.
- Wang, S. and Kang, H. (2021). Weak-instrument robust tests in two-sample summary-data Mendelian randomization. *Biometrics*. In press.
- Wang, X., Jiang, Y., Zhang, N. R., and Small, D. S. (2018). Sensitivity analysis and power for instrumental variable studies. *Biometrics*, 74(4):1150–1160.
- Webb, T. R., Erdmann, J., Stirrups, K. E., Stitzel, N. O., Masca, N. G. D., and et al. (2017). Systematic evaluation of pleiotropy identifies 6 further loci associated with coronary artery disease. *J Am Coll Cardiol*, 69(7):823–836.
- White, H. (1980). A heteroskedasticity-consistent covariance matrix estimator and a direct test for heteroskedasticity. *Econometrica*, 48(4):817–838.
- Windmeijer, F., Farbmacher, H., Davies, N., and Davey Smith, G. (2019). On the use of the Lasso for instrumental variables estimation with some invalid instruments. *Journal of the American Statistical Association*, 114(527):1339–1350.
- Windmeijer, F., Liang, X., Hartwig, F. P., and Bowden, J. (2021). The confidence interval method for selecting valid instrumental variables. *Journal of the Royal Statistical Society: Series B (Statistical Methodology)*, 83(4):752–776.
- Ye, T., Shao, J., and Kang, H. (2021). Debiased inverse-variance weighted estimator in two-sample summary-data Mendelian randomization. *The Annals of statistics*, 49(4):2079–2100.
- Zhang, L. and Sun, L. (2021). A generalized robust allele-based genetic association test. *Biometrics*, in press.
- Zhao, Q., Chen, Y., Wang, J., and Small, D. S. (2019). Powerful three-sample genome-wide design and robust statistical inference in summary-data Mendelian randomization. *International Journal of Epidemiology*, 48(5):1478–1492.
- Zhao, Q., Wang, J., Hemani, G., Bowden, J., and Small, D. S. (2020). Statistical inference in two-sample summary-data Mendelian randomization using robust adjusted profile score. *Annals of Statistics*, 48(3):1742–1769.

Zheng, J., Baird, D., Borges, M.-C., Bowden, J., Hemani, G., Haycock, P., Evans, D. M., and Davey Smith, G. (2017). Recent developments in Mendelian randomization studies. *Current Epidemiology Reports*, 4(4):330–345.

Table 1: Simulation results based on 1,000 Monte Carlo repetitions with $\beta_0 = 0.4$ and $m = 100$; F_{GENIUS} represents the average F-statistics for GENIUS-MAWII discussed in Section 5.1, SD is the Monte Carlo standard deviation, SE is the average standard error, CP is the coverage probability of 95% asymptotic confidence interval. For each setting, the methods of which the identification assumptions hold are in boldface.

Setting	Method	$n = 10,000, F_{\text{GENIUS}} = 1.83$				$n = 100,000, F_{\text{GENIUS}} = 9.48$			
		Mean	SD	SE	CP	Mean	SD	SE	CP
Setting 1 (No invalid IVs)	GENIUS-MAWII	0.367	0.124	0.126	97.5	0.398	0.029	0.031	96.4
	GENIUS-CUE	0.367	0.124	0.067	72.7	0.398	0.029	0.028	94.3
	GENIUS-GMM	0.779	0.054	0.045	0.0	0.470	0.025	0.026	24.6
	2SLS	0.439	0.023	0.023	60.3	0.404	0.008	0.008	91.6
	LIML	0.401	0.024	0.024	95.0	0.400	0.008	0.008	95.7
	CIIV-2SLS	0.442	0.024	0.024	56.0	0.404	0.008	0.008	91.3
	IVW	0.439	0.023	0.032	84.9	0.404	0.008	0.010	99.3
	MR-raps	0.452	0.023	0.034	74.2	0.405	0.008	0.011	98.5
	MR-Egger	0.451	0.036	0.051	90.4	0.406	0.013	0.017	98.4
	MR-median	0.439	0.031	0.047	95.6	0.404	0.010	0.015	99.3
	MR-mode	0.438	0.302	5.004	99.6	0.402	0.060	0.443	99.8
Setting 2 (40% invalid IVs)	GENIUS-MAWII	0.365	0.125	0.127	96.3	0.397	0.031	0.031	95.1
	GENIUS-CUE	0.365	0.125	0.067	73.1	0.397	0.031	0.028	93.7
	GENIUS-GMM	0.780	0.054	0.045	0.0	0.469	0.026	0.026	27.6
	2SLS	0.568	0.055	0.021	2.0	0.540	0.054	0.007	0.6
	LIML	0.330	0.075	0.030	40.3	0.331	0.068	0.009	11.7
	CIIV-2SLS	0.498	0.086	0.029	31.4	0.408	0.010	0.010	85.4
	IVW	0.568	0.055	0.034	4.2	0.540	0.054	0.011	0.7
	MR-raps	0.614	0.061	0.054	4.6	0.549	0.056	0.046	12.0
	MR-Egger	0.582	0.095	0.090	46.8	0.540	0.089	0.087	62.9
	MR-median	0.535	0.081	0.060	46.2	0.445	0.061	0.023	69.8
	MR-mode	0.455	0.892	8.165	97.9	0.411	0.212	1.292	99.7
Setting 3 (90% invalid IVs with INSIDE)	GENIUS-MAWII	0.369	0.122	0.126	96.9	0.397	0.031	0.031	94.4
	GENIUS-CUE	0.369	0.122	0.067	72.2	0.397	0.031	0.028	91.9
	GENIUS-GMM	0.780	0.052	0.045	0.0	0.469	0.027	0.026	25.9
	2SLS	0.589	0.043	0.023	0.1	0.560	0.034	0.007	0.0
	LIML	-0.555	0.110	0.076	0.0	-0.553	0.057	0.024	0.0
	CIIV-2SLS	0.031	0.643	0.059	0.0	-1.559	0.344	0.090	0.7
	IVW	0.590	0.047	0.035	0.5	0.561	0.034	0.011	0.0
	MR-raps	0.628	0.053	0.119	55.9	0.564	0.036	0.114	94.0
	MR-Egger	0.604	0.105	0.169	87.5	0.539	0.077	0.172	99.3
	MR-median	0.789	0.097	0.079	4.0	0.789	0.104	0.037	5.4
	MR-mode	0.503	1.174	28.187	98.1	0.508	0.804	7.962	89.4
Setting 4 (90% invalid IVs without INSIDE)	GENIUS-MAWII	0.369	0.122	0.126	96.9	0.397	0.031	0.031	94.4
	GENIUS-CUE	0.369	0.122	0.067	72.2	0.397	0.031	0.028	91.9
	GENIUS-GMM	0.780	0.052	0.045	0.0	0.469	0.027	0.026	25.9
	2SLS	0.866	0.030	0.017	0.0	0.851	0.026	0.006	0.0
	LIML	0.839	0.038	0.018	0.0	0.837	0.032	0.006	0.0
	CIIV-2SLS	0.900	0.023	0.018	0.0	0.899	0.006	0.006	0.0
	IVW	0.866	0.030	0.038	0.0	0.851	0.026	0.012	0.0
	MR-raps	0.896	0.023	0.040	0.0	0.890	0.009	0.013	0.0
	MR-Egger	0.870	0.050	0.053	0.0	0.851	0.045	0.026	0.0
	MR-median	0.898	0.026	0.055	0.0	0.896	0.008	0.018	0.0
	MR-mode	0.965	1.888	4.592	43.2	0.898	0.040	0.370	11.1

Table 2: Simulation results based on 1,000 Monte Carlo repetitions for GENIUS-MAWII with $\beta_0 = 0.4$ and $m = 100$; F_{GENIUS} represents the average F-statistics for GENIUS-MAWII discussed in Section 5.1, Power is the empirical power of the overidentification test in Section 5.2, SD is the Monte Carlo standard deviation, SE is the average standard error, CP is the coverage probability of 95% asymptotic confidence interval.

Assumption violation	κ	n	F_{GENIUS}	Power	Mean	SD	SE	CP	
No model violation	0	10,000	1.028	0.006	0.981	1.483	2.910	58.0	
		50,000	1.003	0.016	0.940	1.503	3.238	60.3	
		100,000	0.997	0.011	0.968	1.323	2.427	60.0	
	0.1	10,000	1.040	0.008	0.922	1.529	2.808	61.2	
		50,000	1.064	0.050	0.524	1.384	2.602	77.9	
		100,000	1.125	0.036	0.317	1.107	1.505	85.9	
	0.5	10,000	1.289	0.032	0.292	0.481	0.472	93.7	
		50,000	2.377	0.049	0.383	0.087	0.087	95.4	
		100,000	3.786	0.041	0.396	0.058	0.057	94.8	
	1	10,000	1.828	0.040	0.368	0.125	0.127	97.1	
		50,000	5.206	0.050	0.390	0.044	0.045	94.9	
		100,000	9.483	0.039	0.397	0.031	0.031	94.3	
Outcome model violation	0.1	10,000	1.040	0.011	0.925	1.497	2.663	61.5	
		50,000	1.064	0.056	0.497	1.514	2.799	79.7	
		100,000	1.125	0.069	0.121	1.272	2.086	88.3	
	0.5	10,000	1.289	0.075	0.045	0.758	0.707	97.9	
		50,000	2.377	0.558	0.188	0.126	0.125	69.0	
		100,000	3.786	0.940	0.203	0.086	0.082	28.5	
	1	10,000	1.828	0.284	0.130	0.203	0.202	91.6	
		50,000	5.206	0.999	0.154	0.071	0.073	3.2	
		100,000	9.483	1.000	0.162	0.051	0.050	0.0	
	Exposure model violation	0.1	10,000	1.051	0.008	0.905	1.395	2.527	60.7
			50,000	1.121	0.038	0.540	1.241	2.123	75.5
			100,000	1.241	0.042	0.469	0.705	0.818	79.1
0.5		10,000	1.632	0.094	0.532	0.177	0.182	76.9	
		50,000	4.192	0.674	0.563	0.053	0.053	17.5	
		100,000	7.451	0.984	0.571	0.036	0.035	1.1	
1		10,000	3.387	0.576	0.578	0.065	0.070	28.5	
		50,000	13.104	1.000	0.595	0.026	0.027	0.0	
		100,000	25.259	1.000	0.599	0.018	0.018	0.0	
Both model violation		0.1	10,000	1.051	0.012	0.845	1.635	3.337	61.8
			50,000	1.121	0.055	0.454	1.280	2.195	79.5
			100,000	1.241	0.065	0.274	0.927	1.134	87.3
	0.5	10,000	1.632	0.160	0.436	0.215	0.217	90.6	
		50,000	4.192	0.955	0.472	0.065	0.065	74.4	
		100,000	7.451	1.000	0.481	0.045	0.043	50.5	
	1	10,000	3.387	0.838	0.507	0.081	0.087	70.8	
		50,000	13.104	1.000	0.523	0.033	0.034	4.9	
		100,000	25.259	1.000	0.529	0.023	0.023	0.2	

Table 3: Point estimates of exposure effect (Est) and their SEs from different MR methods and OLS in the BMI-SBP application using individual participant data from UK Biobank (number of SNPs: 93, sample size: 292,757, $F_{\text{GENIUS}} = 11.1$, and $F_{\text{IV}} = 59.7$).

Method	GENIUS-MAWII	GENIUS-CUE	GENIUS-GMM	2SLS	LIML	IVW	MR-raps	MR-Egger	OLS
Est	0.140	0.140	0.175	0.321	0.277	0.338	0.482	0.175	0.811
SE	0.069	0.062	0.062	0.056	0.059	0.057	0.061	0.247	0.008

Supplement to “GENIUS-MAWII: For Robust Mendelian Randomization with Many Weak Invalid Instruments”

Ting Ye¹, Zhonghua Liu², Baoluo Sun³, and Eric Tchetgen Tchetgen⁴

¹Department of Biostatistics, University of Washington, Seattle, Washington, U.S.A.

²Department of Biostatistics, Columbia University, New York City, New York, U.S.A.

³Department of Statistics and Data Science, National University of Singapore, Singapore

⁴Department of Statistics and Data Science, The Wharton School, University of Pennsylvania, Philadelphia, Pennsylvania, U.S.A.

1 Additional analytical results

1.1 A diagram of how to choose X for GENIUS-MAWII

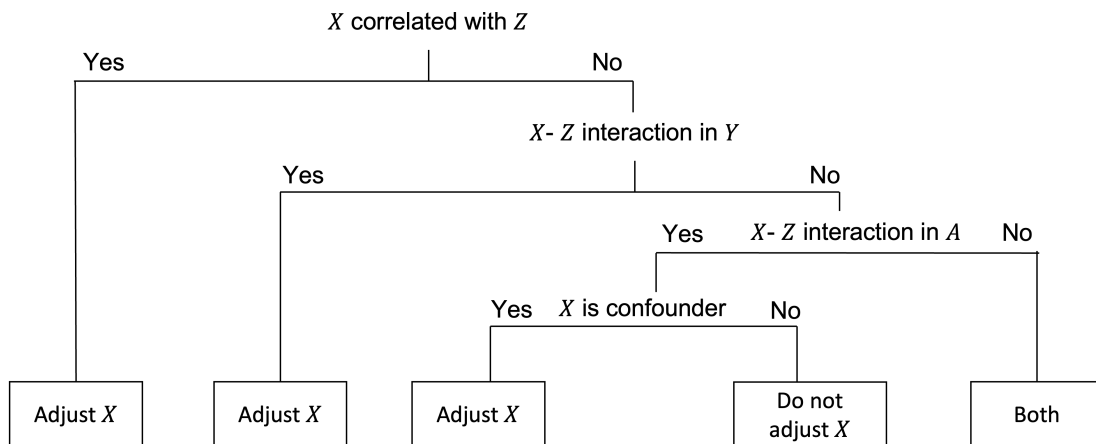


Figure 3: A diagram of how to choose X in order to satisfy our identifying assumptions.

1.2 Identification under assumption violation

Consider the following exposure and outcome models:

$$\begin{aligned} Y &= \beta_0 A + \alpha(\mathbf{Z}) + \xi_y(\mathbf{Z})U + \epsilon_Y, \\ A &= \gamma(\mathbf{Z}) + \xi_a(\mathbf{Z})U + \sigma(\mathbf{Z})\epsilon_A. \end{aligned}$$

For any SNP Z_j , the identified parameter is

$$\begin{aligned} \beta_j &= \frac{E[(Z_j - E(Z_j))(A - E(A | \mathbf{Z}))Y]}{E[(Z_j - E(Z_j))(A - E(A | \mathbf{Z}))A]} \\ &= \beta_0 + \frac{E[(Z_j - E(Z_j))(A - E(A | \mathbf{Z}))\{\alpha(\mathbf{Z}) + \xi_y(\mathbf{Z})U\}]}{E[(Z_j - E(Z_j))(A - E(A | \mathbf{Z}))A]} \\ &= \beta_0 + \frac{E[(Z_j - E(Z_j))\xi_a(\mathbf{Z})(U - E(U))\{\alpha(\mathbf{Z}) + \xi_y(\mathbf{Z})U\}]}{E[(Z_j - E(Z_j))\{\xi_a(\mathbf{Z})(U - E(U)) + \sigma(\mathbf{Z})\epsilon_A\}^2]} \\ &= \beta_0 + \frac{E[(Z_j - E(Z_j))\xi_a(\mathbf{Z})\xi_y(\mathbf{Z})]}{E[(Z_j - E(Z_j))\xi_a^2(\mathbf{Z})] + E[(Z_j - E(Z_j))\sigma^2(\mathbf{Z})]\text{Var}(\epsilon_A)/\text{Var}(U)}. \end{aligned} \tag{S1}$$

When there exist \mathbf{Z} - U interactions in the specification of Y and A , i.e., when $\xi_a(\mathbf{Z})$ and/or $\xi_y(\mathbf{Z})$ are not constants, β_j would typically depend on j in MR applications, so there exists no β that satisfies all the moment conditions, under which the overidentification test has power to detect assumption violations.

One situation when the overidentification test has no power to detect assumption violations is when the β_j is equally biased for all j . This can happen under a peculiar situation when $\xi_a(\mathbf{Z}) = \xi_{a0} + \xi_{az} \sum_{j=1}^m Z_j$, $\xi_y(\mathbf{Z}) = \xi_{y0} + \xi_{yz} \sum_{j=1}^m Z_j$, and $\sigma(\mathbf{Z}) = \sigma_0 + \sigma_z \sum_{j=1}^m Z_j$, and Z_j 's are mutually independent and identically distributed, i.e., when the role of each Z_j is homogeneous.

1.3 Interpretation of μ_n

The key quantity that determines the asymptotic variance and convergence rate of $\hat{\beta} - \beta_0$ in (11) is $nG^T\Omega^{-1}G$. Moreover, from Assumption 1, the many weak moment asymptotics requires $\mu_n \rightarrow \infty$, which corresponds to $nG^T\Omega^{-1}G$ going to infinity.

We give a simple example to provide an interpretation of $nG^T\Omega^{-1}G$. Suppose that

$$\begin{aligned} Y &= \beta_0 A + \sum_{j=1}^m \alpha_j Z_j + \xi_y(U) + \epsilon_Y, \\ A &= \sum_{j=1}^m \gamma_j Z_j + \xi_a(U) + \sigma(\mathbf{Z})\epsilon_A, \end{aligned}$$

$\mathbf{Z} \perp (U, \epsilon_Y, \epsilon_A)$, $\epsilon_A \perp (\epsilon_Y, U)$, $E(\epsilon_Y) = E(\epsilon_A) = 0$, and Z_1, \dots, Z_m are mutually independent. We again emphasize that the mutual independence of Z_1, \dots, Z_m is not needed for our method but is assumed here for ease of illustration. The influence function in (8) suppressing \mathbf{X} evaluated at $\beta = \beta_0$ is

$$g^{IF}(\mathbf{O}; \beta_0, \boldsymbol{\eta}_0) = \{\mathbf{Z} - E(\mathbf{Z})\}\{\Delta_0 - E(\Delta_0)\}, \quad \text{with } \Delta_0 = R_A R_Y - \beta_0 R_A^2.$$

By definition, expressions for G, Ω and $nG^T\Omega^{-1}G$ can be written as

$$\begin{aligned} G &= -E\{(\mathbf{Z} - E(\mathbf{Z}))\text{Var}(A | \mathbf{Z})\} = -(\text{Cov}\{Z_1, \text{Var}(A | \mathbf{Z})\}, \dots, \text{Cov}\{Z_m, \text{Var}(A | \mathbf{Z})\})^T, \\ \Omega &= E\{(\mathbf{Z} - E(\mathbf{Z}))(\mathbf{Z} - E(\mathbf{Z}))^T \Delta_0^2\} \approx \text{Var}(\mathbf{Z})E(\Delta_0^2), \\ nG^T\Omega^{-1}G &\approx \frac{n}{E(\Delta_0^2)} \sum_{j=1}^m \frac{\{\text{Cov}(Z_j, \text{Var}(A | \mathbf{Z}))\}^2}{\text{Var}(Z_j)}, \end{aligned} \tag{S2}$$

where the approximation for Ω in (S2) holds when $\sigma(\mathbf{Z}) - E\{\sigma(\mathbf{Z})\}$ is small in magnitude compared to $E\{\sigma(\mathbf{Z})\}$ (shown below). Hence, for identification to be strong in the sense that $nG^T\Omega^{-1}G$ is of order n , we need $\sum_{j=1}^m \{\text{Cov}(Z_j, \text{Var}(A | \mathbf{Z}))\}^2 / \text{Var}(Z_j)$ to be of a constant order. A closer look at the formula indicates that $\sum_{j=1}^m \{\text{Cov}(Z_j, \text{Var}(A | \mathbf{Z}))\}^2 / \text{Var}(Z_j) = \sum_{j=1}^m a_j^2 \text{Var}(Z_j)$, which measures the total variance of $\text{Var}(A | \mathbf{Z})$ that can be explained by the set of m SNPs, where $a_j = \text{Cov}(Z_j, \text{Var}(A | \mathbf{Z})) / \text{Var}(Z_j)$ is the population coefficient from the least squares regression of $\text{Var}(A | \mathbf{Z})$ on Z_j . Evidently, the use of many SNPs that are predictive of $\text{Var}(A | \mathbf{Z})$ can strengthen identification and improve estimation accuracy.

Now we show the approximation for Ω in (S2) when $\sigma(\mathbf{Z}) - E\{\sigma(\mathbf{Z})\}$ is small in magnitude compared to $E\{\sigma(\mathbf{Z})\}$. Let $\bar{\xi}_a(U) = \xi_a(U) - E\{\xi_a(U)\}$ and $\bar{\xi}_y(U) = \xi_y(U) -$

$E\{\xi_y(U)\}$, and we have

$$\begin{aligned} R_A &= \bar{\xi}_a(U) + \sigma(\mathbf{Z})\epsilon_A, \\ R_Y - \beta_0 R_A &= \bar{\xi}_y(U) + \epsilon_Y. \end{aligned}$$

It is not difficult to show that

$$\begin{aligned} \Omega &= E\{(\mathbf{Z} - E(\mathbf{Z}))(\mathbf{Z} - E(\mathbf{Z}))^T \Delta_0^2\} \\ &= E\{(\mathbf{Z} - E(\mathbf{Z}))(\mathbf{Z} - E(\mathbf{Z}))^T R_A^2 (R_Y - \beta_0 R_A)^2\} \\ &= E\{(\mathbf{Z} - E(\mathbf{Z}))(\mathbf{Z} - E(\mathbf{Z}))^T (\bar{\xi}_a(U) + \sigma(\mathbf{Z})\epsilon_A)^2 (\bar{\xi}_y(U) + \epsilon_Y)^2\} \\ &= E\{(\mathbf{Z} - E(\mathbf{Z}))(\mathbf{Z} - E(\mathbf{Z}))^T (\bar{\xi}_a(U)^2 + 2\sigma(\mathbf{Z})\epsilon_A + \sigma^2(\mathbf{Z})\epsilon_A^2) (\bar{\xi}_y(U) + \epsilon_Y)^2\} \\ &= E\{(\mathbf{Z} - E(\mathbf{Z}))(\mathbf{Z} - E(\mathbf{Z}))^T \bar{\xi}_a(U)^2 (\bar{\xi}_y(U) + \epsilon_Y)^2\} \\ &\quad + E\{(\mathbf{Z} - E(\mathbf{Z}))(\mathbf{Z} - E(\mathbf{Z}))^T \sigma^2(\mathbf{Z})\epsilon_A^2 (\bar{\xi}_y(U) + \epsilon_Y)^2\} \\ &= \text{Var}(\mathbf{Z})E\{\bar{\xi}_a(U)^2 (\bar{\xi}_y(U) + \epsilon_Y)^2\} + \text{Var}(\mathbf{Z})E\{\sigma^2(\mathbf{Z})\}E\{\epsilon_A^2 (\bar{\xi}_y(U) + \epsilon_Y)^2\} + o(1) \\ &= \text{Var}(\mathbf{Z})E\{\bar{\xi}_a(U)^2 (\bar{\xi}_y(U) + \epsilon_Y)^2\} + \text{Var}(\mathbf{Z})E\{\sigma^2(\mathbf{Z})\epsilon_A^2 (\bar{\xi}_y(U) + \epsilon_Y)^2\} + o(1) \\ &= \text{Var}(\mathbf{Z})E(\Delta_0^2) + o(1), \end{aligned}$$

where the fifth equality is from $\epsilon_A \perp (\mathbf{Z}, U, \epsilon_Y)$, the sixth equality uses the condition that $\sigma(\mathbf{Z}) - E\{\sigma(\mathbf{Z})\}$ is small compared to $E\{\sigma(\mathbf{Z})\}$.

1.4 Details of kernel estimators $\hat{\omega}(\cdot), \hat{\theta}(\cdot)$

The kernel estimator of $\omega_0(\mathbf{x}; \boldsymbol{\mu}_0, \boldsymbol{\lambda}_0) = E(R_A R_Y \mid \mathbf{X} = \mathbf{x})$, denoted as $\hat{\omega}(\mathbf{x}; \hat{\boldsymbol{\mu}}, \hat{\boldsymbol{\lambda}})$, is defined as

$$\hat{\omega}(\mathbf{x}; \hat{\boldsymbol{\mu}}, \hat{\boldsymbol{\lambda}}) = \frac{\sum_{i=1}^n R_{Ai}(\hat{\boldsymbol{\mu}}) R_{Yi}(\hat{\boldsymbol{\lambda}}) K_\sigma(\mathbf{x} - \mathbf{X}_i)}{\sum_{i=1}^n K_\sigma(\mathbf{x} - \mathbf{X}_i)}$$

where $R_{Ai}(\hat{\boldsymbol{\mu}}) = A_i - (\mathbf{X}_i^T, \mathbf{Z}_i^T) \hat{\boldsymbol{\mu}}$, $R_{Yi}(\hat{\boldsymbol{\lambda}}) = Y_i - (\mathbf{X}_i^T, \mathbf{Z}_i^T) \hat{\boldsymbol{\lambda}}$, $K_\sigma(\mathbf{x} - \mathbf{X}_i) = \sigma^{-d_x} K(\frac{\mathbf{x} - \mathbf{X}_i}{\sigma})$, d_x is the dimension of \mathbf{X} , $K(u)$ is a function such that $\int K(u) du = 1$, and σ is a bandwidth

term. The kernel estimator of $\theta_0(\mathbf{x}; \boldsymbol{\mu}_0) = E(R_A^2 \mid \mathbf{X} = \mathbf{x})$, denoted as $\hat{\theta}(\mathbf{x}; \hat{\boldsymbol{\mu}})$, is defined as

$$\hat{\theta}(\mathbf{x}; \hat{\boldsymbol{\mu}}) = \frac{\sum_{i=1}^n R_{Ai}(\hat{\boldsymbol{\mu}})^2 K_\sigma(\mathbf{x} - \mathbf{X}_i)}{\sum_{i=1}^n K_\sigma(\mathbf{x} - \mathbf{X}_i)}.$$

In our simulations, since both the exposure and outcome are continuous variables, we use the Gaussian kernel, and the bandwidth is selected using least-squares cross-validation using the `npregbw` function in `np` package in R.

2 Additional simulation results

2.1 When there are observed covariates

We evaluate the finite sample performance of the proposed GENIUS-MAWII estimator when there exists an observed covariate and we estimate $E(R_A R_Y \mid \mathbf{X} = \mathbf{x})$ and $E(R_A^2 \mid \mathbf{X} = \mathbf{x})$ using the nonparametric kernel regression or least squares estimation (LSE) with quadratic terms. The setting is identical to that in Section 6.1 except that we generate the outcome from $Y = \beta_0 A + \sum_{j=1}^m \alpha_j Z_j + \eta_Y U(1 + X) + \epsilon_Y$, the exposure from $A = \sum_{j=1}^m \gamma_j Z_j + \eta_A U(1 + X) + \left(1 + \sum_{j=1}^m \delta_j Z_j\right) \epsilon_A$, where $X \sim N(0, 0.6(1 - h^2))$. Since both the exposure and outcome are continuous variables, we use the Gaussian kernel, and the bandwidth is selected using least-squares cross-validation using the `npregbw` function in `np` package in R. Table S1 presents the results of GENIUS-MAWII (kernel), GENIUS-MAWII (LSE), 2SLS, and LIML under Setting 4; the other two GENIUS estimators are not included because we have shown in Table 1 that GENIUS-MAWII has better performance, the other four MR methods are not included because they cannot adjust for observed covariates. The conclusions from Table S1 are similar to those in Table 1. Specifically, when $n = 100,000$, the two GENIUS-MAWII estimators are similar, showing negligible bias and nominal coverage, and the SEs calculated using (12) are close to the simulation

SDs; when $n = 10,000$, F_{GENIUS} is too small and the two GENIUS-MAWII estimators have some attenuation bias. In contrast, the 2SLS and LIML are biased because of failing to address the horizontal pleiotropy.

Table S1: Simulation results based on 1,000 Monte Carlo samples under Setting 4 with $\beta_0 = 0.4$ and $m = 100$ when there are observed covariates; F_{GENIUS} represents the average F-statistics for GENIUS-MAWII discussed in Section 5.1, SD is the Monte Carlo standard deviation, SE is the average standard error, CP is the coverage probability of 95% asymptotic confidence interval. The empirical power for $n = 10,000$ and $n = 100,000$ is respectively 0.043 and 0.040.

Setting	Method	$n = 10,000, F_{\text{GENIUS}} = 1.51$				$n = 100,000, F_{\text{GENIUS}} = 5.59$			
		Mean	SD	SE	CP	Mean	SD	SE	CP
Setting 4	GENIUS-MAWII (Kernel)	0.364	0.167	0.174	96.2	0.395	0.044	0.044	95.7
	GENIUS-MAWII (LSE)	0.363	0.168	0.175	96.5	0.395	0.044	0.044	96.1
	2SLS	0.870	0.031	0.018	0.0	0.852	0.026	0.006	0.0
	LIML	0.835	0.039	0.019	0.0	0.835	0.033	0.006	0.0

2.2 When SNPs are in Linkage Disequilibrium (LD)

We evaluate the finite sample performance of the proposed GENIUS-MAWII estimator when SNPs are in LD. For each simulation, our SNPs data are sampled with replacement from 100 SNPs in a region of chromosome 1 on 219,762 individuals of European ancestry from the UK Biobank dataset that passed the following standard quality control process: removing variants and individuals with missing data, removing variants with low p-value from the Hardy-Weinberg Equilibrium Fisher’s exact test and deleting variants with minor allele frequency less than 0.05. Other aspects of the setting are identical to Setting 4 in Section 6. The results are in Table S2, based on which the conclusions are similar to that in Table 1.

Table S2: Simulation results based on 1,000 Monte Carlo repetitions with $\beta_0 = 0.4$ and $m = 100$ when SNPs are in LD; F_{GENIUS} represents the average F-statistics for GENIUS-MAWII discussed in Section 5.1, SD is the Monte Carlo standard deviation, SE is the average standard error, CP is the coverage probability of 95% asymptotic confidence interval. The empirical power for $n = 10,000$ and $n = 100,000$ is respectively 0.041 and 0.058.

Method	$n = 10,000, F_{\text{GENIUS}} = 1.69$				$n = 100,000, F_{\text{GENIUS}} = 8.12$			
	Mean	SD	SE	CP	Mean	SD	SE	CP
GENIUS-MAWII	0.352	0.146	0.147	97.2	0.395	0.036	0.034	93.8
2SLS	0.872	0.039	0.021	0.0	0.852	0.033	0.007	0.0
LIML	0.838	0.047	0.022	0.0	0.839	0.039	0.007	0.0

3 Proof of results in Sections 2-3

3.1 Relaxed assumptions for identification using (3)

We present a weaker assumption under which β_0 is the unique solution to (3).

Assumption. (a) $E(Y | A, U, \mathbf{Z}) = \beta_0 A + \alpha(U, \mathbf{Z}) + \xi_y(U)$.

(b) $E(A | U, \mathbf{Z}) = \gamma(U, \mathbf{Z}) + \xi_a(U)$.

(c) $\text{Cov}(\xi_y(U), \xi_a(U) | \mathbf{Z}) = c$ with probability 1, where c is a generic constant.

(d) The orthogonality conditions $\text{Cov}(\alpha(U, \mathbf{Z}), \gamma(U, \mathbf{Z}) | \mathbf{Z}) = 0$, $\text{Cov}(\alpha(U, \mathbf{Z}), \xi_a(U) | \mathbf{Z}) = 0$, and $\text{Cov}(\xi_y(U), \gamma(U, \mathbf{Z}) | \mathbf{Z}) = 0$ hold with probability 1.

Here, $\alpha, \gamma, \xi_y, \xi_a$ are unspecified functions satisfying $\alpha(U, 0) = \gamma(U, 0) = 0$.

3.2 Proof of (6)

Under (4)-(5) and $\mathbf{Z} \perp U \mid \mathbf{X}$, then

$$\begin{aligned}
& E(R_A(Y - \beta_0 A) \mid \mathbf{Z}, \mathbf{X}) \\
&= E\{R_A E(Y - \beta_0 A \mid A, U, \mathbf{Z}, \mathbf{X}) \mid \mathbf{Z}, \mathbf{X}\} \\
&= E\{R_A(\alpha(\mathbf{Z}, \mathbf{X}) + \xi_y(U, \mathbf{X})) \mid \mathbf{Z}, \mathbf{X}\} \\
&= E\{E(R_A \mid U, \mathbf{Z}, \mathbf{X})(\alpha(\mathbf{Z}, \mathbf{X}) + \xi_y(U, \mathbf{X})) \mid \mathbf{Z}, \mathbf{X}\} \\
&= E\{[\gamma(\mathbf{Z}, \mathbf{X}) + \xi_a(U, \mathbf{X}) - E(A \mid \mathbf{Z}, \mathbf{X})] \{\alpha(\mathbf{Z}, \mathbf{X}) + \xi_y(U, \mathbf{X})\} \mid \mathbf{Z}, \mathbf{X}\} \\
&= \text{Cov}\{\gamma(\mathbf{Z}, \mathbf{X}) + \xi_a(U, \mathbf{X}), \alpha(\mathbf{Z}, \mathbf{X}) + \xi_y(U, \mathbf{X}) \mid \mathbf{Z}, \mathbf{X}\} \\
&= \text{Cov}\{\xi_a(U, \mathbf{X}), \xi_y(U, \mathbf{X}) \mid \mathbf{Z}, \mathbf{X}\} \\
&= \text{Cov}\{\xi_a(U, \mathbf{X}), \xi_y(U, \mathbf{X}) \mid \mathbf{X}\}, \tag{S3}
\end{aligned}$$

where the last equality is from $\mathbf{Z} \perp U \mid \mathbf{X}$. Therefore,

$$\begin{aligned}
& E[(\mathbf{Z} - E(\mathbf{Z} \mid \mathbf{X}))R_A(Y - \beta_0 A)] = E[(\mathbf{Z} - E(\mathbf{Z} \mid \mathbf{X}))E(R_A(Y - \beta_0 A) \mid \mathbf{Z}, \mathbf{X})] \\
&= E[(\mathbf{Z} - E(\mathbf{Z} \mid \mathbf{X}))\text{Cov}\{\xi_a(U, \mathbf{X}), \xi_y(U, \mathbf{X}) \mid \mathbf{X}\}] = 0.
\end{aligned}$$

To show β_0 is the unique solution to (6), note that

$$\begin{aligned}
& E[(\mathbf{Z} - E(\mathbf{Z} \mid \mathbf{X}))R_A(Y - \beta A)] \\
&= E[(\mathbf{Z} - E(\mathbf{Z} \mid \mathbf{X}))R_A(Y - \beta A)] - E[(\mathbf{Z} - E(\mathbf{Z} \mid \mathbf{X}))R_A(Y - \beta_0 A)] \\
&= (\beta_0 - \beta)E\{(\mathbf{Z} - E(\mathbf{Z} \mid \mathbf{X}))R_A A\},
\end{aligned}$$

which is zero if and only if $\beta_0 = \beta$, provided that $E\{(\mathbf{Z} - E(\mathbf{Z} \mid \mathbf{X}))R_A A\} \neq 0$.

3.3 Proof of Theorem 1

Let P_θ denote a parametric submodel with $P_0 = P$, where P is the true distribution of the observed data $\mathbf{O} = (Y, A, \mathbf{Z}, \mathbf{X})$. The score corresponding to P_θ with density dP_θ is

$S_\theta(O) = \partial \ln(dP_\theta)/\partial \theta$, which can be decomposed as $S_\theta(Y | A, \mathbf{Z}, \mathbf{X}) + S_\theta(A | \mathbf{Z}, \mathbf{X}) + S_\theta(\mathbf{Z} | \mathbf{X}) + S_\theta(\mathbf{X})$. Let $E_\theta[\cdot]$ denote the expectation at the distribution P_θ . Let $R_Y(\theta) = Y - E_\theta[Y | \mathbf{Z}, \mathbf{X}]$, $R_A(\theta) = A - E_\theta[A | \mathbf{Z}, \mathbf{X}]$ and $R_Z^h(\theta) = h(\mathbf{Z}, \mathbf{X}) - E_\theta[h(\mathbf{Z}, \mathbf{X}) | \mathbf{X}]$. The conditional independence restriction $E_\theta[(Y - \beta(\theta)A)R_A(\theta) | \mathbf{Z}, \mathbf{X}] = E_\theta[(Y - \beta(\theta)A)R_A(\theta) | \mathbf{X}]$ is equivalent to the class of unconditional restrictions

$$E_\theta[(Y - \beta(\theta)A)R_A(\theta)R_Z^h(\theta)] = 0, \quad (\text{S4})$$

for any scalar-valued function $h(\mathbf{Z}, \mathbf{X})$. Following [Newey \(1994\)](#), we obtain the influence functions for estimation of β_0 by deriving the pathwise derivatives $\partial \beta(\theta)/\partial \theta|_{\theta=0}$ based on [\(S4\)](#). For each h , differentiating under the integral yields

$$\begin{aligned} \frac{\partial \beta(\theta)}{\partial \theta} &= -\mathcal{L}_h(\theta)^{-1} (E_\theta[(Y - \beta(\theta)A)R_A(\theta)R_Z^h(\theta)S_\theta(\mathbf{O})] \\ &\quad - E_\theta[(Y - \beta(\theta)A)E_\theta\{AS_\theta(A | \mathbf{Z}, \mathbf{X}) | \mathbf{Z}, \mathbf{X}\}R_Z^h(\theta)] \\ &\quad - E_\theta[(Y - \beta(\theta)A)R_A(\theta)E_\theta\{hS_\theta(\mathbf{Z} | \mathbf{X}) | \mathbf{X}\}]) \\ &\equiv -\mathcal{L}_h(\theta)^{-1} (A_1 - A_2 - A_3), \end{aligned}$$

where $\mathcal{L}_h(\theta) = -E_\theta[AR_A(\theta)R_Z^h(\theta)]$. Then, we use the following identities repeatedly:

$$E_\theta[b(A, \mathbf{Z}, \mathbf{X})S_\theta(Y | A, \mathbf{Z}, \mathbf{X})] = 0, \quad \text{for all } b; \quad (\text{S5})$$

$$E_\theta[c(\mathbf{Z}, \mathbf{X})S_\theta(A | \mathbf{Z}, \mathbf{X})] = E_\theta[c(\mathbf{Z}, \mathbf{X})R_A(\theta)] = 0, \quad \text{for all } c; \quad (\text{S6})$$

$$E_\theta[d(\mathbf{X})S_\theta(\mathbf{Z} | \mathbf{X})] = E_\theta[d(\mathbf{X})R_Z^h(\theta)] = 0, \quad \text{for all } d, h. \quad (\text{S7})$$

Consider the terms A_1, A_2, A_3 separately:

$$A_1 = E_\theta[(Y - \beta(\theta)A)R_A(\theta)R_Z^h(\theta)S_\theta(\mathbf{O})],$$

$$\begin{aligned} A_2 &= E_\theta[(Y - \beta(\theta)A)E_\theta\{AS_\theta(A | \mathbf{Z}, \mathbf{X})|\mathbf{Z}, \mathbf{X}\}R_Z^h(\theta)] \\ &= E_\theta[E_\theta\{(Y - \beta(\theta)A) | \mathbf{Z}, \mathbf{X}\}E_\theta\{AS_\theta(A | \mathbf{Z}, \mathbf{X})|\mathbf{Z}, \mathbf{X}\}R_Z^h(\theta)] \\ &= E_\theta[E_\theta\{(Y - \beta(\theta)A) | \mathbf{Z}, \mathbf{X}\}AS_\theta(A | \mathbf{Z}, \mathbf{X})R_Z^h(\theta)] \\ &= E_\theta[E_\theta\{(Y - \beta(\theta)A) | \mathbf{Z}, \mathbf{X}\}\{A - E_\theta(A | \mathbf{Z}, \mathbf{X})\}S_\theta(A | \mathbf{Z}, \mathbf{X})R_Z^h(\theta)] \quad (\text{S6}) \end{aligned}$$

$$\begin{aligned} &= E_\theta[E_\theta\{(Y - \beta(\theta)A) | \mathbf{Z}, \mathbf{X}\}R_A(\theta)R_Z^h(\theta)S_\theta(A | \mathbf{Z}, \mathbf{X})] \\ &\quad + E_\theta[E_\theta\{(Y - \beta(\theta)A) | \mathbf{Z}, \mathbf{X}\}R_A(\theta)R_Z^h(\theta)S_\theta(Y | A, \mathbf{Z}, \mathbf{X})] \quad (\text{S5}) \end{aligned}$$

$$+ E_\theta[E_\theta\{(Y - \beta(\theta)A) | \mathbf{Z}, \mathbf{X}\}R_A(\theta)R_Z^h(\theta)\{S_\theta(\mathbf{Z} | \mathbf{X}) + S_\theta(\mathbf{X})\}] \quad (\text{S6})$$

$$= E_\theta[E_\theta\{(Y - \beta(\theta)A) | \mathbf{Z}, \mathbf{X}\}R_A(\theta)R_Z^h(\theta)S_\theta(\mathbf{O})],$$

$$A_3 = E_\theta[(Y - \beta(\theta)A)R_A(\theta)E_\theta\{hS_\theta(\mathbf{Z} | \mathbf{X})|\mathbf{X}\}]$$

$$= E_\theta[E_\theta\{(Y - \beta(\theta)A)R_A(\theta) - E((Y - \beta(\theta)A) | \mathbf{Z}, \mathbf{X})R_A(\theta)|\mathbf{X})\}E_\theta\{hS_\theta(\mathbf{Z} | \mathbf{X})|\mathbf{X}\}]$$

$$= E_\theta[E_\theta\{(Y - \beta(\theta)A)R_A(\theta) - E((Y - \beta(\theta)A) | \mathbf{Z}, \mathbf{X})R_A(\theta)|\mathbf{X})\}hS_\theta(\mathbf{Z} | \mathbf{X})]$$

$$= E_\theta[E_\theta\{(Y - \beta(\theta)A)R_A(\theta) - E((Y - \beta(\theta)A) | \mathbf{Z}, \mathbf{X})R_A(\theta)|\mathbf{X})\}R_Z^h(\theta)S_\theta(\mathbf{Z} | \mathbf{X})] \quad (\text{S7})$$

$$= E_\theta[E_\theta\{(Y - \beta(\theta)A)R_A(\theta) - E((Y - \beta(\theta)A) | \mathbf{Z}, \mathbf{X})R_A(\theta)|\mathbf{X})\}R_Z^h(\theta)S_\theta(\mathbf{Z} | \mathbf{X})]$$

$$+ E_\theta[E_\theta\{(Y - \beta(\theta)A)R_A(\theta) - E((Y - \beta(\theta)A) | \mathbf{Z}, \mathbf{X})R_A(\theta)|\mathbf{X})\}R_Z^h(\theta)S_\theta(\mathbf{X})] \quad (\text{S7})$$

$$+ E_\theta[E_\theta\{(Y - \beta(\theta)A)R_A(\theta) - E((Y - \beta(\theta)A) | \mathbf{Z}, \mathbf{X})R_A(\theta)|\mathbf{X})\}R_Z^h(\theta)S_\theta(A | \mathbf{Z}, \mathbf{X})] \quad (\text{S6})$$

$$+ E_\theta[E_\theta\{(Y - \beta(\theta)A)R_A(\theta) - E((Y - \beta(\theta)A) | \mathbf{Z}, \mathbf{X})R_A(\theta)|\mathbf{X})\}R_Z^h(\theta)S_\theta(Y | A, \mathbf{Z}, \mathbf{X})] \quad (\text{S5})$$

$$= E_\theta[E_\theta\{(Y - \beta(\theta)A)R_A(\theta) - E((Y - \beta(\theta)A) | \mathbf{Z}, \mathbf{X})R_A(\theta)|\mathbf{X})\}R_Z^h(\theta)S_\theta(\mathbf{O})].$$

Therefore $\partial\beta(\theta)/\partial\theta|_{\theta=0} = E\{g^{IF}(\mathbf{O}; h)S(\mathbf{O})\}$, where

$$g^{IF}(\mathbf{O}; h) = \mathcal{L}_h^{-1}R_Z^h[R_AR_Y - \beta R_A^2 - E(R_AR_Y - \beta R_A^2 | \mathbf{X})],$$

and $\mathcal{L}_h = E[AR_AR_Z^h]$. Since this derivation holds for each h , the set of influence functions of β_0 is given by $\{g^{IF}(\mathbf{O}; h)\}$. In addition, we note that $\mathcal{L}_h = E[\text{var}(A | \mathbf{Z}, \mathbf{X})R_Z^h]$; a

necessary condition for non-singularity of \mathcal{L}_h is the dependence of $\text{var}(A \mid \mathbf{Z}, \mathbf{X})$ on \mathbf{Z} , an assumption made in the main manuscript.

(b) First, notice that because every Z_j is discrete and takes values 0,1,2, any function $h(\mathbf{Z}, \mathbf{X})$ can be expressed as $C(\mathbf{X})^T \bar{\mathbf{Z}}$, where $\bar{\mathbf{Z}}$ contains all the dummy variables of the strata defined by \mathbf{Z} . Define $d(\mathbf{Z}, \mathbf{X}) = \bar{\mathbf{Z}} - E(\bar{\mathbf{Z}} \mid \mathbf{X})$, all the influence functions of β_0 can be characterized by

$$U(C) = C(\mathbf{X})^T d(\mathbf{Z}, \mathbf{X}) \{\Delta - E(\Delta \mid \mathbf{X})\}.$$

From the property of the efficient influence function (Tsiatis, 2007), for any $C(\mathbf{X})$,

$$E[U(C)U(C^{opt})] = -E \left[\frac{\partial U(C)}{\partial \beta} \right],$$

where $U(C^{opt})$ corresponds to the efficient influence function. Thus,

$$\begin{aligned} & E \left[C(\mathbf{X})^T d(\mathbf{Z}, \mathbf{X}) d(\mathbf{Z}, \mathbf{X})^T C^{opt}(\mathbf{X}) \{\Delta - E(\Delta \mid \mathbf{X})\}^2 \right] \\ & \quad + E \left[C(\mathbf{X})^T d(\mathbf{Z}, \mathbf{X}) \frac{\partial \{\Delta - E(\Delta \mid \mathbf{X})\}}{\partial \beta} \right] \\ & = E \left[C(\mathbf{X})^T d(\mathbf{Z}, \mathbf{X}) \left\{ d(\mathbf{Z}, \mathbf{X})^T C^{opt}(\mathbf{X}) \{\Delta - E(\Delta \mid \mathbf{X})\}^2 + \frac{\partial \{\Delta - E(\Delta \mid \mathbf{X})\}}{\partial \beta} \right\} \right] \\ & = E \left[C(\mathbf{X})^T \left[E \left\{ d(\mathbf{Z}, \mathbf{X}) d(\mathbf{Z}, \mathbf{X})^T \{\Delta - E(\Delta \mid \mathbf{X})\}^2 \mid \mathbf{X} \right\} C^{opt}(\mathbf{X}) \right. \right. \\ & \quad \left. \left. + E \left\{ d(\mathbf{Z}, \mathbf{X}) \frac{\partial \{\Delta - E(\Delta \mid \mathbf{X})\}}{\partial \beta} \mid \mathbf{X} \right\} \right] \right] = 0. \end{aligned}$$

Since the above equation holds for any $C(\mathbf{X})$, it holds when

$$\begin{aligned} C(\mathbf{X}) & = E \left\{ d(\mathbf{Z}, \mathbf{X}) d(\mathbf{Z}, \mathbf{X})^T (\Delta - E(\Delta \mid \mathbf{X}))^2 \mid \mathbf{X} \right\} C^{opt}(\mathbf{X}) \\ & \quad + E \left\{ d(\mathbf{Z}, \mathbf{X}) \frac{\partial \{\Delta - E(\Delta \mid \mathbf{X})\}}{\partial \beta} \mid \mathbf{X} \right\}, \end{aligned} \tag{S8}$$

which implies that (S8) equals zero almost surely. Therefore,

$$\begin{aligned} & C^{opt}(\mathbf{X}) \tag{S9} \\ & = - \left[E \left\{ d(\mathbf{Z}, \mathbf{X}) d(\mathbf{Z}, \mathbf{X})^T (\Delta - E(\Delta \mid \mathbf{X}))^2 \mid \mathbf{X} \right\} \right]^{-1} E \left\{ d(\mathbf{Z}, \mathbf{X}) \frac{\partial (\Delta - E(\Delta \mid \mathbf{X}))}{\partial \beta} \mid \mathbf{X} \right\}, \end{aligned}$$

where $\frac{\partial (\Delta - E(\Delta \mid \mathbf{X}))}{\partial \beta} = -R_A^2 + E(R_A^2 \mid \mathbf{X})$.

3.4 Proof of multiple robustness

We will show that the influence function in (7) evaluated at $\beta = \beta_0$ has expectation zero when either one of the following three sets of the models is correctly specified: $\{E(A | \mathbf{Z}, \mathbf{X}), E(h(\mathbf{Z}, \mathbf{X}) | \mathbf{X})\}$, $\{E(Y | \mathbf{Z}, \mathbf{X}), E(h(\mathbf{Z}, \mathbf{X}) | \mathbf{X})\}$, or $\{E(A | \mathbf{Z}, \mathbf{X}), E(R_A(R_Y - \beta R_A) | \mathbf{X})\}$. In the following, we use a bar notation to denote a general specification of the model that is not necessarily correct.

In the first scenario, $\bar{E}(A | \mathbf{Z}, \mathbf{X}) = E(A | \mathbf{Z}, \mathbf{X})$ and $\bar{E}(h(\mathbf{Z}, \mathbf{X}) | \mathbf{X}) = E(h(\mathbf{Z}, \mathbf{X}) | \mathbf{X})$. Then

$$\begin{aligned}
& E \left[\{h(\mathbf{Z}, \mathbf{X}) - E(h(\mathbf{Z}, \mathbf{X}) | \mathbf{X})\} \{R_A \bar{R}_Y - \beta_0 R_A^2 - \bar{E}(R_A \bar{R}_Y - \beta_0 R_A^2 | \mathbf{X})\} \right] \\
&= E \left[\{h(\mathbf{Z}, \mathbf{X}) - E(h(\mathbf{Z}, \mathbf{X}) | \mathbf{X})\} \{R_A \bar{R}_Y - \beta_0 R_A^2\} \right] \\
&= E \left[\{h(\mathbf{Z}, \mathbf{X}) - E(h(\mathbf{Z}, \mathbf{X}) | \mathbf{X})\} \{R_A (Y - \bar{E}(Y | \mathbf{Z}, \mathbf{X}) - \beta_0 A + \beta_0 E(A | \mathbf{Z}, \mathbf{X}))\} \right] \\
&= E \left[\{h(\mathbf{Z}, \mathbf{X}) - E(h(\mathbf{Z}, \mathbf{X}) | \mathbf{X})\} \{R_A (Y - \beta_0 A)\} \right] \\
&= 0.
\end{aligned}$$

In the second scenario, $\bar{E}(Y | \mathbf{Z}, \mathbf{X}) = E(Y | \mathbf{Z}, \mathbf{X})$ and $\bar{E}(h(\mathbf{Z}, \mathbf{X}) | \mathbf{X}) = E(h(\mathbf{Z}, \mathbf{X}) | \mathbf{X})$. Then

$$\begin{aligned}
& E \left[\{h(\mathbf{Z}, \mathbf{X}) - E(h(\mathbf{Z}, \mathbf{X}) | \mathbf{X})\} \{\bar{R}_A R_Y - \beta_0 \bar{R}_A^2 - \bar{E}(\bar{R}_A R_Y - \beta_0 \bar{R}_A^2 | \mathbf{X})\} \right] \\
&= E \left[\{h(\mathbf{Z}, \mathbf{X}) - E(h(\mathbf{Z}, \mathbf{X}) | \mathbf{X})\} \{\bar{R}_A R_Y - \beta_0 \bar{R}_A^2\} \right] \\
&= E \left[\{h(\mathbf{Z}, \mathbf{X}) - E(h(\mathbf{Z}, \mathbf{X}) | \mathbf{X})\} \{\bar{R}_A (Y - E(Y | \mathbf{Z}, \mathbf{X}) - \beta_0 A + \beta_0 \bar{E}(A | \mathbf{Z}, \mathbf{X}))\} \right] \\
&= E \left[\{h(\mathbf{Z}, \mathbf{X}) - E(h(\mathbf{Z}, \mathbf{X}) | \mathbf{X})\} \{(\bar{R}_A - R_A)(Y - E(Y | \mathbf{Z}, \mathbf{X}) - \beta_0 A + \beta_0 \bar{E}(A | \mathbf{Z}, \mathbf{X}))\} \right] \\
&\quad + E \left[\{h(\mathbf{Z}, \mathbf{X}) - E(h(\mathbf{Z}, \mathbf{X}) | \mathbf{X})\} \{R_A (Y - E(Y | \mathbf{Z}, \mathbf{X}) - \beta_0 A + \beta_0 \bar{E}(A | \mathbf{Z}, \mathbf{X}))\} \right] \\
&= E \left[\{h(\mathbf{Z}, \mathbf{X}) - E(h(\mathbf{Z}, \mathbf{X}) | \mathbf{X})\} \{(E(A | \mathbf{Z}, \mathbf{X}) - \bar{E}(A | \mathbf{Z}, \mathbf{X}))(-\beta_0 A)\} \right] \\
&= E \left[\{h(\mathbf{Z}, \mathbf{X}) - E(h(\mathbf{Z}, \mathbf{X}) | \mathbf{X})\} \{(E(A | \mathbf{Z}, \mathbf{X}) - \bar{E}(A | \mathbf{Z}, \mathbf{X}))(-\beta_0 R_A)\} \right] \\
&= 0.
\end{aligned}$$

In the third scenario, $\bar{E}(A \mid \mathbf{Z}, \mathbf{X}) = E(A \mid \mathbf{Z}, \mathbf{X})$ and $\bar{E}(\bar{R}_A(\bar{R}_Y - \beta\bar{R}_A) \mid \mathbf{X}) = E(R_A(\bar{R}_Y - \beta R_A) \mid \mathbf{X})$. Then

$$\begin{aligned}
& E \left[\{h(\mathbf{Z}, \mathbf{X}) - \bar{E}(h(\mathbf{Z}, \mathbf{X}) \mid \mathbf{X})\} \{R_A\bar{R}_Y - \beta_0 R_A^2 - E(R_A\bar{R}_Y - \beta_0 R_A^2 \mid \mathbf{X})\} \right] \\
&= E \left[\{h(\mathbf{Z}, \mathbf{X}) - E(h(\mathbf{Z}, \mathbf{X}) \mid \mathbf{X})\} \{R_A\bar{R}_Y - \beta_0 R_A^2 - E(R_A\bar{R}_Y - \beta_0 R_A^2 \mid \mathbf{X})\} \right] \\
&\quad + E \left[\{E(h(\mathbf{Z}, \mathbf{X}) \mid \mathbf{X}) - \bar{E}(h(\mathbf{Z}, \mathbf{X}) \mid \mathbf{X})\} \{R_A\bar{R}_Y - \beta_0 R_A^2 - E(R_A\bar{R}_Y - \beta_0 R_A^2 \mid \mathbf{X})\} \right] \\
&= E \left[\{h(\mathbf{Z}, \mathbf{X}) - E(h(\mathbf{Z}, \mathbf{X}) \mid \mathbf{X})\} \{R_A\bar{R}_Y - \beta_0 R_A^2 - E(R_A\bar{R}_Y - \beta_0 R_A^2 \mid \mathbf{X})\} \right] \\
&= E \left[\{h(\mathbf{Z}, \mathbf{X}) - E(h(\mathbf{Z}, \mathbf{X}) \mid \mathbf{X})\} \{R_A\bar{R}_Y - \beta_0 R_A^2\} \right] \\
&= 0,
\end{aligned}$$

where the last line is from the derivations in the first scenario.

4 Proof of results in Section 4

For any vector x , we denote its ℓ_1 , ℓ_2 and ℓ_∞ norms by $\|x\|_1$, $\|x\|$, and $\|x\|_\infty$. For any symmetric matrix A , let $tr(A)$ denote the trace, $\xi_{\min}(A)$ and $\xi_{\max}(A)$ respectively denote the smallest and largest eigenvalues. For any matrix A , let $\sigma_{\min}(A)$ and $\sigma_{\max}(A)$ respectively be the smallest and largest singular values of A , $\|A\| = \sigma_{\max}(A)$ be the spectral norm, and $\|A\|_F = \{tr(A^T A)\}^{1/2}$ be the Frobenius norm. Let C be a generic positive constant that may be different in different uses.

Let $\boldsymbol{\eta} = (\boldsymbol{\eta}_p^T, \boldsymbol{\eta}_{np}^T)^T \in \mathbb{R}^q$ collect all the nuisance parameters, with $\boldsymbol{\eta}_p = (\boldsymbol{\pi}_1^T, \dots, \boldsymbol{\pi}_m^T, \boldsymbol{\mu}^T, \boldsymbol{\lambda}^T)^T$ collecting the finite-dimensional parameters and $\boldsymbol{\eta}_{np} = (\omega(\mathbf{x}), \theta(\mathbf{x}))^T$ collecting the infinite-dimensional functional parameters. Denote the true value of $\boldsymbol{\eta}$ as $\boldsymbol{\eta}_0 = (\boldsymbol{\eta}_{p0}^T, \boldsymbol{\eta}_{np0}^T)^T$. Let $\nabla_{\boldsymbol{\eta}} f_i(\beta, \boldsymbol{\eta}) = \partial f_i(\beta, \boldsymbol{\eta}) / \partial \boldsymbol{\eta} |_{\boldsymbol{\eta}=\boldsymbol{\eta}_0} \in \mathbb{R}^{m \times q}$ for $f \in \{g, G\}$. Let $\mathbf{V} = (\mathbf{X}^T, \mathbf{Z}^T)^T$. As mentioned in the main article, if one would like to include interactions terms in the exposure and outcome models, we can simply include those interaction terms in \mathbf{V} and then the following proof still goes through as long as $\dim(\mathbf{V}) = O(m)$.

For two sequences of real numbers a_n and b_n , we write $a_n = O(b_n)$ if $|a_n| \leq Cb_n$ for all n and some $C > 0$, $a_n = o(b_n)$ if $a_n/b_n \rightarrow 0$ as $n \rightarrow \infty$, $a_n = \Theta(b_n)$ if $Cb_n \leq |a_n| \leq C'b_n$ for all n and some $C, C' > 0$. We use \xrightarrow{p} to denote convergence in probability, \xrightarrow{d} to denote convergence in distribution. For random variables X and Y , we denote $X = o_p(Y)$ if $X/Y \xrightarrow{p} 0$, $X = O_p(Y)$ if X/Y is bounded in probability. We will use w.p.a.1. as abbreviation for with probability approaching 1.

Moreover, we define

$$\begin{aligned}\bar{g}(\beta, \boldsymbol{\eta}) &= E\{g_i(\beta, \boldsymbol{\eta})\}, \\ \hat{G}(\boldsymbol{\eta}) &= \partial \hat{g}(\beta, \boldsymbol{\eta}) / \partial \beta, \\ Q(\beta, \boldsymbol{\eta}) &= \bar{g}(\beta, \boldsymbol{\eta})^T \Omega(\beta, \boldsymbol{\eta})^{-1} \bar{g}(\beta, \boldsymbol{\eta}) / 2 + m / (2n), \\ \tilde{Q}(\beta, \hat{\boldsymbol{\eta}}) &= \hat{g}(\beta, \hat{\boldsymbol{\eta}})^T \Omega(\beta, \boldsymbol{\eta}_0)^{-1} \hat{g}(\beta, \hat{\boldsymbol{\eta}}) / 2.\end{aligned}$$

Importantly, with $g_i(\beta, \boldsymbol{\eta})$ being the influence function, we have $E\{\nabla_{\boldsymbol{\eta}} g_i(\beta_0, \boldsymbol{\eta}_0)\} = 0$. Interestingly, this property also holds for $G_i(\boldsymbol{\eta})$ because $g_i(\beta, \boldsymbol{\eta})$ is linear in β , i.e.,

$$E \left\{ \left. \frac{\partial G_i(\boldsymbol{\eta})}{\partial \boldsymbol{\eta}} \right|_{\boldsymbol{\eta}=\boldsymbol{\eta}_0} \right\} = 0.$$

We will show later that this property is crucial for the estimation of $\boldsymbol{\eta}$ to have negligible impact on the distribution of $\hat{\beta}$.

4.1 Regularity conditions

Assumption 3 (Kernel). (i) $K(u)$ is bounded, $K(u)$ is zero outside a bounded set, $\int K(u)du = 1$ and $\int uK(u)du = 0$;

(ii) $E(Y^8 | \mathbf{X})f_0(\mathbf{X})$ and $E(A^8 | \mathbf{X})f_0(\mathbf{X})$ are bounded, and the density $f_0(\mathbf{x})$ is bounded away from zero in the support of \mathbf{X} ;

(iii) The bandwidth of kernel estimator σ satisfies $\sigma^4 \sqrt{nm} \rightarrow 0$ and $\sigma^{d_x} \sqrt{n} / (\sqrt{m} \log n) \rightarrow \infty$ as $n \rightarrow \infty$.

Assumptions 3(i)-(ii) correspond to Assumptions 8.1 and 8.3 in [Newey and McFadden \(1994\)](#). Assumption 3(iii) corresponds to the bandwidth condition imposed in Lemma 8.10 of [Newey and McFadden \(1994\)](#).

Assumption 4. $\xi_{\min}(n^{-1} \sum_{i=1}^n \mathbf{X}_i \mathbf{X}_i^T) \geq C$, and $E(Y^8) < \infty, E(A^8) < \infty$.

Assumption 5. *There is $C > 0$ such that for all $\beta \in B$, $1/C \leq \xi_{\min}(\Omega(\beta, \boldsymbol{\eta}_0)), \xi_{\max}(\Omega(\beta, \boldsymbol{\eta}_0)) \leq C$, $\xi_{\max}(E(G_i G_i^T)) \leq C$, and*

$$\xi_{\max} \left(E \left\{ \frac{\partial g_i(\beta, \boldsymbol{\eta}_0)}{\partial(\mathbf{V}_i^T \boldsymbol{\lambda}_0)} \frac{\partial g_i(\beta, \boldsymbol{\eta}_0)^T}{\partial(\mathbf{V}_i^T \boldsymbol{\lambda}_0)} \right\} \right) \leq C, \quad \xi_{\max} \left(E \left\{ \frac{\partial g_i(\beta, \boldsymbol{\eta}_0)}{\partial(\mathbf{V}_i^T \boldsymbol{\mu}_0)} \frac{\partial g_i(\beta, \boldsymbol{\eta}_0)^T}{\partial(\mathbf{V}_i^T \boldsymbol{\mu}_0)} \right\} \right) \leq C.$$

Assumption 5 corresponds to Assumption 3 of [Newey and Windmeijer \(2009\)](#). From Assumption 5 and [Tripathi \(1999\)](#), we immediately have $E(G_i g_i(\beta, \boldsymbol{\eta}_0)^T) \Omega(\beta, \boldsymbol{\eta}_0)^{-1} E(g_i(\beta, \boldsymbol{\eta}_0) G_i^T) \leq E(G_i G_i^T)$ and thus, $\|E(G_i g_i(\beta, \boldsymbol{\eta}_0)^T)\| \leq C$. Similarly, we have that

$$\left\| E \left\{ g_i(\beta, \boldsymbol{\eta}_0) \frac{\partial g_i(\beta, \boldsymbol{\eta}_0)^T}{\partial(\mathbf{V}_i^T \boldsymbol{\lambda}_0)} \right\} \right\| \leq C, \quad \left\| E \left\{ g_i(\beta, \boldsymbol{\eta}_0) \frac{\partial g_i(\beta, \boldsymbol{\eta}_0)^T}{\partial(\mathbf{V}_i^T \boldsymbol{\mu}_0)} \right\} \right\| \leq C.$$

Assumption 6. $\{E(\|g_i\|^4) + E(\|G_i\|^4)\}m/n \rightarrow 0$.

Assumption 6 is from Assumption 6 of [Newey and Windmeijer \(2009\)](#). This imposes a stronger restriction on the growth rate of the number of moment conditions than that was imposed for consistency. If each component in g_i were uniformly bounded, a sufficient condition would be $m^3/n \rightarrow 0$.

4.2 Lemmas

We will first prove some lemmas, which will be used in the proof of Theorem 2 in Section 4.3. The organization of the proof is illustrated in Figure 4.

The first lemma is important for global identification of β_0 .

Lemma S1. *Under Assumptions 1 and 5,*

(i) *There is $C > 0$ with $|\beta - \beta_0| \leq C\sqrt{n}\|\bar{g}(\beta, \boldsymbol{\eta}_0)\|/\mu_n$ for all $\beta \in B$;*

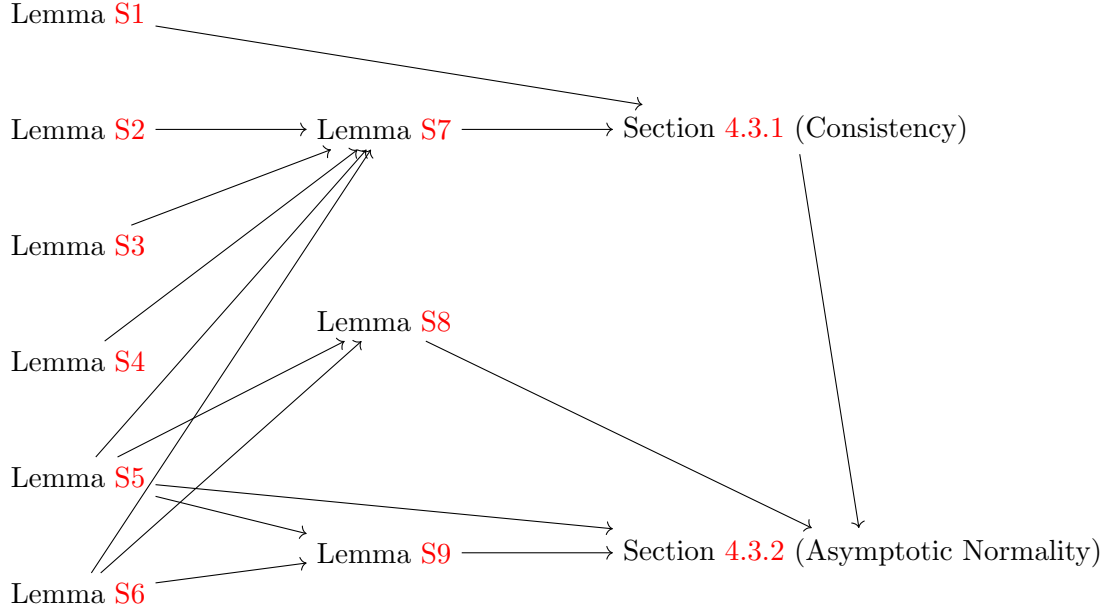


Figure 4: Organization of the proof.

(ii) There is $C > 0$ and $\hat{M} = O_p(1)$ such that $|\beta - \beta_0| \leq C\sqrt{n}\|\hat{g}(\beta, \boldsymbol{\eta}_0)\|/\mu_n + \hat{M}$ for all $\beta \in B$.

Proof. (i) Note that with $g_i(\beta, \boldsymbol{\eta}_0)$ defined as in (8), it is true that

$$G = E [(\mathbf{Z} - E(\mathbf{Z} | \mathbf{X}))\{-R_A^2 + E(R_A^2 | \mathbf{X})\}].$$

Moreover, as $\bar{g}(\beta_0, \boldsymbol{\eta}_0) = 0$,

$$\bar{g}(\beta, \boldsymbol{\eta}_0) = \bar{g}(\beta, \boldsymbol{\eta}_0) - \bar{g}(\beta_0, \boldsymbol{\eta}_0) = (\beta - \beta_0)G. \quad (\text{S10})$$

Also, under Assumptions 1 and 5, we have that $G^T G = \Theta(\mu_n^2/n)$, and thus

$$\sqrt{n}\|\bar{g}(\beta, \boldsymbol{\eta}_0)\|/\mu_n = \sqrt{n}|\beta - \beta_0|(G^T G)^{1/2}/\mu_n = \Theta(|\beta - \beta_0|).$$

This concludes the proof.

(ii) Note that

$$\begin{aligned}
& \mu_n^{-1} \sqrt{n} \hat{g}(\beta, \boldsymbol{\eta}_0) \\
&= \mu_n^{-1} \sqrt{n} \hat{g}(\beta_0, \boldsymbol{\eta}_0) + \mu_n^{-1} \sqrt{n} (\beta - \beta_0) \frac{1}{n} \sum_{i=1}^n G_i \\
&= \mu_n^{-1} \sqrt{n} \hat{g}(\beta_0, \boldsymbol{\eta}_0) + \mu_n^{-1} \sqrt{n} (\beta - \beta_0) \frac{1}{n} \sum_{i=1}^n (G_i - G) + \mu_n^{-1} \sqrt{n} (\beta - \beta_0) G.
\end{aligned} \tag{S11}$$

Next, we have that $\sqrt{n/m} \|\hat{g}(\beta_0, \boldsymbol{\eta}_0)\| = O_p(1)$ from the Markov inequality and

$$\begin{aligned}
m^{-1} n E\{\|\hat{g}(\beta_0, \boldsymbol{\eta}_0)\|^2\} &= m^{-1} n E[\text{tr}\{\hat{g}(\beta_0, \boldsymbol{\eta}_0)^T g(\beta_0, \boldsymbol{\eta}_0)\}] = m^{-1} n E\left[\frac{1}{n^2} \sum_{i,j=1}^n g_i^T g_j\right] \\
&= m^{-1} n E\left[\frac{1}{n^2} \sum_{i=1}^n g_i^T g_i\right] = m^{-1} E[g_i^T g_i] = m^{-1} E[\text{tr}(g_i g_i^T)] = m^{-1} \text{tr}(\Omega) \leq C,
\end{aligned}$$

where the last inequality is from Assumption 5. We thus have $\|\hat{g}(\beta_0, \boldsymbol{\eta}_0)\| = O_p(\sqrt{m/n})$ and also $\|\hat{g}(\beta_0, \boldsymbol{\eta}_0)\| = O_p(\mu_n/\sqrt{n})$ as $m/\mu_n^2 \leq C$ from Assumption 1.

We can similarly show that $\|n^{-1} \sum_{i=1}^n (G_i - G)\| = O_p(\mu_n/\sqrt{n})$ because $\mu_n^{-2} E\{(G_i - G)^T (G_i - G)\} = \mu_n^{-2} E(G_i^T G_i) - \mu_n^{-2} G^T G \leq C$ from Assumption 1 and Assumption 5.

Moreover, from Assumptions 1, $\|\mu_n^{-1} \sqrt{n} (\beta - \beta_0) G\| = \mu_n^{-1} \sqrt{n} |\beta - \beta_0| \|G\| \geq C |\beta - \beta_0|$.

As B is compact, we can define

$$\hat{M} = \mu_n^{-1} \sqrt{n} \sup_{\beta \in B} \left\| \hat{g}(\beta_0, \boldsymbol{\eta}_0) + (\beta - \beta_0) \frac{1}{n} \sum_{i=1}^n (G_i - G) \right\| = O_p(1). \tag{S12}$$

Then, by triangle inequality, it follows that for all $\beta \in B$,

$$C |\beta - \beta_0| \leq C \|\mu_n^{-1} \sqrt{n} (\beta - \beta_0) G\| \leq \mu_n^{-1} \sqrt{n} \|\hat{g}(\beta, \boldsymbol{\eta}_0)\| + \hat{M}.$$

This concludes the proof. \square

Lemma S2. Under Assumptions 1 and 5, there is C and $\hat{M} = O_p(1)$ such that for all $\beta', \beta \in B$,

- (i) $\sqrt{n} \|\bar{g}(\beta', \boldsymbol{\eta}_0) - \bar{g}(\beta, \boldsymbol{\eta}_0)\| / \mu_n \leq C |\beta' - \beta|$;
- (ii) $\sqrt{n} \|\hat{g}(\beta', \boldsymbol{\eta}_0) - \hat{g}(\beta, \boldsymbol{\eta}_0)\| / \mu_n \leq \hat{M} |\beta' - \beta|$.

Proof. (i) From Assumptions 1 and 5, we have

$$\mu_n^{-1}\sqrt{n}\|\bar{g}(\beta', \boldsymbol{\eta}_0) - \bar{g}(\beta, \boldsymbol{\eta}_0)\| = \mu_n^{-1}\sqrt{n}\|(\beta' - \beta)G\| = \mu_n^{-1}\sqrt{n}|\beta' - \beta|(G^T G)^{1/2} \leq C|\beta' - \beta|.$$

(ii) From (S11), we have that

$$\mu_n^{-1}\sqrt{n}\|\hat{g}(\beta', \boldsymbol{\eta}_0) - \hat{g}(\beta, \boldsymbol{\eta}_0)\| = \mu_n^{-1}\sqrt{n}|\beta' - \beta|\left\|\frac{1}{n}\sum_{i=1}^n G_i\right\|.$$

We define $\hat{M} = \mu_n^{-1}\sqrt{n}\|\frac{1}{n}\sum_{i=1}^n G_i\|$, which is

$$\begin{aligned} \mu_n^{-1}\sqrt{n}\left\|\frac{1}{n}\sum_{i=1}^n G_i\right\| &= \mu_n^{-1}\sqrt{n}\left\|\frac{1}{n}\sum_{i=1}^n (G_i - G) + G\right\| \\ &\leq \mu_n^{-1}\sqrt{n}\left\|\frac{1}{n}\sum_{i=1}^n (G_i - G)\right\| + \mu_n^{-1}\sqrt{n}\|G\| = O_p(1) + O(1) = O_p(1), \end{aligned}$$

where $\mu_n^{-1}\sqrt{n}\|\frac{1}{n}\sum_{i=1}^n (G_i - G)\| = O_p(1)$ is established in the proof of Lemma S1. This concludes the proof. \square

Lemma S3. Under Assumption 5, $|a^T\{\Omega(\beta', \boldsymbol{\eta}_0) - \Omega(\beta, \boldsymbol{\eta}_0)\}b| \leq C\|a\|\|b\||\beta' - \beta|$ for all $a, b \in \mathbb{R}^m$, $\beta', \beta \in B$.

Proof. Using $g_i(\beta', \boldsymbol{\eta}_0) = g_i(\beta, \boldsymbol{\eta}_0) + (\beta' - \beta)G_i$, we have that

$$\begin{aligned} &|a^T\{\Omega(\beta', \boldsymbol{\eta}_0) - \Omega(\beta, \boldsymbol{\eta}_0)\}b| \\ &= |(\beta' - \beta)^2 a^T E(G_i G_i^T) b + (\beta' - \beta) a^T E(G_i g_i(\beta, \boldsymbol{\eta}_0)^T) b + (\beta' - \beta) a^T E(g_i(\beta, \boldsymbol{\eta}_0) G_i^T) b| \\ &\leq C|\beta' - \beta| |a^T E(G_i G_i^T) b| + |\beta' - \beta| |a^T E(G_i g_i(\beta, \boldsymbol{\eta}_0)^T) b| + |\beta' - \beta| |a^T E(g_i(\beta, \boldsymbol{\eta}_0) G_i^T) b| \\ &\leq C|\beta' - \beta| \|a\| \|E(G_i G_i^T)\| \|b\| + 2|\beta' - \beta| \|a\| \|E(G_i g_i(\beta, \boldsymbol{\eta}_0)^T)\| \|b\| \\ &\leq C|\beta' - \beta| \|a\| \|b\|, \end{aligned}$$

where the last line is because $\|E(G_i G_i^T)\| \leq C$ and $\|E(G_i g_i(\beta, \boldsymbol{\eta}_0)^T)\| \leq C$ from Assumption 5. \square

Lemma S4. Under Assumption 4 and the boundedness of \mathbf{Z} and \mathbf{X} , there is $C > 0$ such that

$$\sup_{\beta \in B} E[\{g_i(\beta, \boldsymbol{\eta}_0)^T g_i(\beta, \boldsymbol{\eta}_0)\}^2] \leq Cm^2.$$

Proof. From straightforward calculation, and recall that $\Delta_i = (A_i - E(A_i | \mathbf{V}_i))(Y_i - E(Y_i | \mathbf{V}_i)) - \beta(A_i - E(A_i | \mathbf{V}_i))^2$, we have

$$\begin{aligned} & E[\{g_i(\beta, \boldsymbol{\eta}_0)^T g_i(\beta, \boldsymbol{\eta}_0)\}^2] \\ &= E \left[\left\{ \sum_{j=1}^m (Z_{ij} - \mathbf{X}_i^T \boldsymbol{\pi}_{0j})^2 (\Delta_i - E(\Delta_i | \mathbf{X}_i))^2 \right\}^2 \right] \\ &\leq Cm^2 E[\{\Delta_i - E(\Delta_i | \mathbf{X}_i)\}^4] \\ &\leq Cm^2 E[\Delta_i^4 + \{E(\Delta_i | \mathbf{X}_i)\}^4]. \end{aligned}$$

Note that $E(\Delta_i^4) < \infty$ because

$$\begin{aligned} E(\Delta_i^4) &\leq CE \{(A_i - E(A_i | \mathbf{V}_i))^4 (Y_i - E(Y_i | \mathbf{V}_i))^4\} + C\beta^4 E\{(A_i - E(A_i | \mathbf{V}_i))^8\} \\ &\leq C\sqrt{E\{(A_i - E(A_i | \mathbf{V}_i))^8\} E\{(Y_i - E(Y_i | \mathbf{V}_i))^8\}} + C\beta^4 E\{(A_i - E(A_i | \mathbf{V}_i))^8\} \\ &\leq C\sqrt{E\{A_i^8 + (E(A_i | \mathbf{V}_i))^8\} E\{Y_i^8 + (E(Y_i | \mathbf{V}_i))^8\}} + C\beta^4 E\{A_i^8 + (E(A_i | \mathbf{V}_i))^8\} \\ &\leq \infty, \end{aligned}$$

where the last line is because $E(A_i^8) < \infty$ and $E(Y_i^8) < \infty$ from Assumption 4, and $E\{(E(A_i | \mathbf{V}_i))^8\} < \infty$ and $E\{(E(Y_i | \mathbf{V}_i))^8\} < \infty$ from Jensen's inequality for conditional expectation. Another use of Jensen's inequality gives us $E[\{E(\Delta_i | \mathbf{X}_i)\}^4] < \infty$. Finally, using the compactness of B concludes the proof. \square

Lemma S5. Under Assumptions 2-5, when $m^2/n \rightarrow 0$,

- (i) $\|\hat{g}(\beta_0, \hat{\boldsymbol{\eta}}) - \hat{g}(\beta_0, \boldsymbol{\eta}_0)\| = o_p(n^{-1/2}) + O_p(m \log m/n)$;
- (ii) $\|\hat{G}(\hat{\boldsymbol{\eta}}) - \hat{G}(\boldsymbol{\eta}_0)\| = o_p(n^{-1/2}) + O_p(m \log m/n)$;
- (iii) $\sup_{\beta \in B} \|\hat{g}(\beta, \hat{\boldsymbol{\eta}}) - \hat{g}(\beta, \boldsymbol{\eta}_0)\| = o_p(n^{-1/2}) + O_p(m \log m/n)$.

Proof. (i) Let

$$\mathbf{D}_i = \begin{pmatrix} \mathbf{X}_i^T & & \\ & \ddots & \\ & & \mathbf{X}_i^T \end{pmatrix} \in \mathbb{R}^{m \times (md_x)}, \quad \boldsymbol{\pi}_0 = \begin{pmatrix} \boldsymbol{\pi}_{10} \\ \dots \\ \boldsymbol{\pi}_{m0} \end{pmatrix} \in \mathbb{R}^{md_x}, \quad \text{and } \hat{\boldsymbol{\pi}} = \begin{pmatrix} \hat{\boldsymbol{\pi}}_1 \\ \dots \\ \hat{\boldsymbol{\pi}}_m \end{pmatrix} \in \mathbb{R}^{md_x}.$$

Under Assumption 2, we can write

$$g^{IF}(\mathbf{O}; \beta, \boldsymbol{\eta}_0) = (\mathbf{Z} - \mathbf{D}\boldsymbol{\pi}_0) \left[\underbrace{(A - \mathbf{V}^T \boldsymbol{\mu}_0) \{Y - \mathbf{V}^T \boldsymbol{\lambda}_0 - \beta(A - \mathbf{V}^T \boldsymbol{\mu}_0)\}}_{\Delta} - \omega_0(\mathbf{X}) + \beta \theta_0(\mathbf{X}) \right],$$

$$g^{IF}(\mathbf{O}; \beta, \hat{\boldsymbol{\eta}}) = (\mathbf{Z} - \mathbf{D}\hat{\boldsymbol{\pi}}) \left[(A - \mathbf{V}^T \hat{\boldsymbol{\mu}}) \{Y - \mathbf{V}^T \hat{\boldsymbol{\lambda}} - \beta(A - \mathbf{V}^T \hat{\boldsymbol{\mu}})\} - \hat{\omega}(\mathbf{X}; \hat{\boldsymbol{\mu}}, \hat{\boldsymbol{\lambda}}) + \beta \hat{\theta}(\mathbf{X}; \hat{\boldsymbol{\mu}}) \right],$$

and an intermediate term

$$g^{IF}(\mathbf{O}; \beta, \hat{\boldsymbol{\eta}}_p, \boldsymbol{\eta}_{np0}) = (\mathbf{Z} - \mathbf{D}\hat{\boldsymbol{\pi}}) \left[(A - \mathbf{V}^T \hat{\boldsymbol{\mu}}) \{Y - \mathbf{V}^T \hat{\boldsymbol{\lambda}} - \beta(A - \mathbf{V}^T \hat{\boldsymbol{\mu}})\} - \omega_0(\mathbf{X}) + \beta \theta_0(\mathbf{X}) \right].$$

Hence,

$$\begin{aligned} & g^{IF}(\mathbf{O}; \beta, \hat{\boldsymbol{\eta}}) - g^{IF}(\mathbf{O}; \beta, \boldsymbol{\eta}_0) \\ &= g^{IF}(\mathbf{O}; \beta, \hat{\boldsymbol{\eta}}) - g^{IF}(\mathbf{O}; \beta, \hat{\boldsymbol{\eta}}_p, \boldsymbol{\eta}_{np0}) + g^{IF}(\mathbf{O}; \beta, \hat{\boldsymbol{\eta}}_p, \boldsymbol{\eta}_{np0}) - g^{IF}(\mathbf{O}; \beta, \boldsymbol{\eta}_0). \end{aligned}$$

Let $\hat{g}(\beta, \hat{\boldsymbol{\eta}}_p, \boldsymbol{\eta}_{np0}) = n^{-1} \sum_{i=1}^n g^{IF}(\mathbf{O}_i; \beta, \hat{\boldsymbol{\eta}}_p, \boldsymbol{\eta}_{np0})$. We will show that when $m^2/n \rightarrow 0$,

- (a) $\|\hat{g}(\beta_0, \hat{\boldsymbol{\eta}}_p, \boldsymbol{\eta}_{np0}) - \hat{g}(\beta_0, \boldsymbol{\eta}_0)\| = O_p(m \log m/n)$,
- (b) $\|\hat{g}(\beta_0, \hat{\boldsymbol{\eta}}) - \hat{g}(\beta_0, \hat{\boldsymbol{\eta}}_p, \boldsymbol{\eta}_{np0})\| = o_p(n^{-1/2}) + o_p(m\sqrt{\log m/n})$.

For part (a), write $\hat{g}(\beta_0, \hat{\boldsymbol{\eta}}_p, \boldsymbol{\eta}_{np0}) - \hat{g}(\beta_0, \boldsymbol{\eta}_0) = \nabla_{\boldsymbol{\eta}_p} \hat{g}(\beta_0, \boldsymbol{\eta}_0)(\hat{\boldsymbol{\eta}}_p - \boldsymbol{\eta}_0) + \text{Rem}_a$, where

$$\begin{aligned} \text{Rem}_a &= \frac{1}{n} \sum_{i=1}^n (\mathbf{Z}_i - \mathbf{D}_i \hat{\boldsymbol{\pi}}) \mathbf{V}_i^T (\hat{\boldsymbol{\mu}} - \boldsymbol{\mu}_0) \{ \mathbf{V}_i^T (\hat{\boldsymbol{\lambda}} - \boldsymbol{\lambda}_0) - \beta_0 \mathbf{V}_i^T (\hat{\boldsymbol{\mu}} - \boldsymbol{\mu}_0) \} \\ &+ \frac{1}{n} \sum_{i=1}^n \mathbf{D}_i (\hat{\boldsymbol{\pi}} - \boldsymbol{\pi}_0) (A_i - \mathbf{V}_i^T \boldsymbol{\mu}_0) \mathbf{V}_i^T (\hat{\boldsymbol{\lambda}} - \boldsymbol{\lambda}_0) \\ &- \frac{1}{n} \sum_{i=1}^n \mathbf{D}_i (\hat{\boldsymbol{\pi}} - \boldsymbol{\pi}_0) (-Y_i + 2\beta A_i + \mathbf{V}_i^T \boldsymbol{\lambda}_0 - 2\beta \mathbf{V}_i^T \boldsymbol{\mu}_0) \mathbf{V}_i^T (\hat{\boldsymbol{\mu}} - \boldsymbol{\mu}_0), \end{aligned}$$

and

$$\begin{aligned}
& \nabla_{\boldsymbol{\eta}_p} \hat{g}(\beta_0, \boldsymbol{\eta}_0)(\hat{\boldsymbol{\eta}}_p - \boldsymbol{\eta}_{p0}) \\
&= -\frac{1}{n} \sum_{i=1}^n \mathbf{D}_i (\hat{\boldsymbol{\pi}} - \boldsymbol{\pi}_0) \Delta_i \\
&\quad + \frac{1}{n} \sum_{i=1}^n (\mathbf{Z}_i - \mathbf{D}_i \boldsymbol{\pi}_0) (-Y_i + 2\beta A_i + \mathbf{V}_i^T \boldsymbol{\lambda}_0 - 2\beta \mathbf{V}_i^T \boldsymbol{\mu}_0) \mathbf{V}_i^T (\hat{\boldsymbol{\mu}} - \boldsymbol{\mu}_0) \\
&\quad - \frac{1}{n} \sum_{i=1}^n (\mathbf{Z}_i - \mathbf{D}_i \boldsymbol{\pi}_0) (A_i - \mathbf{V}_i^T \boldsymbol{\mu}_0) \mathbf{V}_i^T (\hat{\boldsymbol{\lambda}} - \boldsymbol{\lambda}_0) \\
&= -A_1 + A_2 - A_3.
\end{aligned}$$

For A_1 , from the Strong Schwartz Matrix Inequality¹,

$$\begin{aligned}
\|A_1\| &= \left\| \frac{1}{n} \sum_{i=1}^n \Delta_i \mathbf{D}_i (\hat{\boldsymbol{\pi}} - \boldsymbol{\pi}_0) \right\| \\
&\leq \left\| \frac{1}{n} \sum_{i=1}^n \Delta_i \mathbf{D}_i \right\| \|(\hat{\boldsymbol{\pi}} - \boldsymbol{\pi}_0)\| \\
&:= \|A_{11}\| \|(\hat{\boldsymbol{\pi}} - \boldsymbol{\pi}_0)\|.
\end{aligned}$$

Since $A_{11} A_{11}^T$ is a diagonal matrix, with diagonal elements all equal to $n^{-2} (\sum_{i=1}^n \Delta_i \mathbf{X}_i)^T (\sum_{i=1}^n \Delta_i \mathbf{X}_i)$, the spectral norm of A_{11} is $\|A_{11}\| = \sqrt{n^{-2} (\sum_{i=1}^n \Delta_i \mathbf{X}_i)^T (\sum_{i=1}^n \Delta_i \mathbf{X}_i)} = \|n^{-1} \sum_{i=1}^n \Delta_i \mathbf{X}_i\| = O_p(n^{-1/2})$ because $E(\Delta_i \mathbf{X}_i) = 0$ and $d_x < \infty$.

Next, we analyze $\hat{\boldsymbol{\pi}}_j - \boldsymbol{\pi}_{j0}$ for $j = 1, \dots, m$. As $\hat{\boldsymbol{\pi}}_j = \arg \min_{\boldsymbol{\pi}_j} \|\tilde{\mathbf{Z}}_j - \tilde{\mathbf{X}} \boldsymbol{\pi}_j\|^2$, where $\tilde{\mathbf{Z}}_j = (Z_{1j}, \dots, Z_{nj})^T \in \mathbb{R}^n$, $\tilde{\mathbf{X}}^T = (\mathbf{X}_1, \dots, \mathbf{X}_n) \in \mathbb{R}^{d_x \times n}$, thus

$$\|\tilde{\mathbf{Z}}_j - \tilde{\mathbf{X}} \hat{\boldsymbol{\pi}}_j\|^2 \leq \|\tilde{\mathbf{Z}}_j - \tilde{\mathbf{X}} \boldsymbol{\pi}_{j0}\|^2.$$

¹Strong Schwartz Matrix Inequality: For any conformable matrices A and B , $\|AB\|_F \leq \|A\| \|B\|_F$, where $\|C\|_F = \sqrt{\text{tr}(C^T C)}$ is the Frobenius norm of matrix C . Here, with $A = \frac{1}{n} \sum_{i=1}^n \Delta_i \mathbf{D}_i$, $B = \hat{\boldsymbol{\pi}} - \boldsymbol{\pi}_0$, both AB and B are column vectors so their Frobenius norms equal the spectral norms.

Using Hölder's inequality and Cauchy-Schwartz inequality, we have

$$\begin{aligned}
& \|\tilde{\mathbf{X}}(\hat{\boldsymbol{\pi}}_j - \boldsymbol{\pi}_{j0})\|^2 \\
& \leq 2|(\tilde{\mathbf{Z}}_j - \tilde{\mathbf{X}}\boldsymbol{\pi}_{j0})^T \tilde{\mathbf{X}}(\hat{\boldsymbol{\pi}}_j - \boldsymbol{\pi}_{j0})| \\
& \leq 2\|\tilde{\mathbf{X}}^T(\tilde{\mathbf{Z}}_j - \tilde{\mathbf{X}}\boldsymbol{\pi}_{j0})\|_\infty \|\hat{\boldsymbol{\pi}}_j - \boldsymbol{\pi}_{j0}\|_1 \\
& \leq 2\sqrt{d_x} \|\tilde{\mathbf{X}}^T(\tilde{\mathbf{Z}}_j - \tilde{\mathbf{X}}\boldsymbol{\pi}_{j0})\|_\infty \|\hat{\boldsymbol{\pi}}_j - \boldsymbol{\pi}_{j0}\|. \tag{S13}
\end{aligned}$$

On the other hand, with $\sigma_{\min}(\tilde{\mathbf{X}})$ being the minimum singular value of $\tilde{\mathbf{X}}$, we have $\|\tilde{\mathbf{X}}(\hat{\boldsymbol{\pi}}_j - \boldsymbol{\pi}_{j0})\|^2 \geq \sigma_{\min}^2(\tilde{\mathbf{X}})\|\hat{\boldsymbol{\pi}}_j - \boldsymbol{\pi}_{j0}\|^2 \geq Cn\|\hat{\boldsymbol{\pi}}_j - \boldsymbol{\pi}_{j0}\|^2$, where the last inequality is because $\xi_{\min}(n^{-1}\tilde{\mathbf{X}}^T\tilde{\mathbf{X}}) \geq C$ from Assumption 4. In addition, from applying Lemma 8 in Chernozhukov et al. (2015) and the boundedness of \mathbf{Z} and \mathbf{X} , we have

$$E \left[\max_{j=1, \dots, m} \|\tilde{\mathbf{X}}^T(\tilde{\mathbf{Z}}_j - \tilde{\mathbf{X}}\boldsymbol{\pi}_{j0})\|_\infty \right] \leq C\sqrt{n \log m}.$$

Then from Markov inequality, we know that $\max_{j=1, \dots, m} \|\tilde{\mathbf{X}}^T(\tilde{\mathbf{Z}}_j - \tilde{\mathbf{X}}\boldsymbol{\pi}_{j0})\|_\infty = O_p(\sqrt{n \log m})$.

Combining the above derivations, we have for $j = 1, \dots, m$,

$$\|\hat{\boldsymbol{\pi}}_j - \boldsymbol{\pi}_{j0}\| \leq \frac{C}{n} \|(\mathbf{Z}_j - \mathbf{X}\boldsymbol{\pi}_{j0})^T \mathbf{X}\|_\infty \leq \frac{C}{n} \max_{j=1, \dots, m} \|(\mathbf{Z}_j - \mathbf{X}\boldsymbol{\pi}_{j0})^T \mathbf{X}\|_\infty,$$

and thus,

$$\|\hat{\boldsymbol{\pi}} - \boldsymbol{\pi}_0\|^2 = \sum_{j=1}^m \|\hat{\boldsymbol{\pi}}_j - \boldsymbol{\pi}_{j0}\|^2 \leq \frac{Cm}{n^2} \left\{ \max_{j=1, \dots, m} \|(\mathbf{Z}_j - \mathbf{X}\boldsymbol{\pi}_{j0})^T \mathbf{X}\|_\infty \right\}^2 = O_p \left(\frac{m \log m}{n} \right).$$

This concludes the proof of $\|A_1\| = O_p(\sqrt{m \log m}/n)$.

For A_2 , again using the Strong Schwartz Matrix Inequality,

$$\begin{aligned}
\|A_2\| & \leq \left\| \frac{1}{n} \sum_{i=1}^n (\mathbf{Z}_i - \mathbf{D}_i\boldsymbol{\pi}_0) \mathbf{V}_i^T M_i \right\| \|\hat{\boldsymbol{\mu}} - \boldsymbol{\mu}_0\| \\
& := \|A_{21}\| \|\hat{\boldsymbol{\mu}} - \boldsymbol{\mu}_0\|,
\end{aligned}$$

where $M_i = -Y_i + 2\beta A_i + \mathbf{V}_i^T \boldsymbol{\lambda}_0 - 2\beta \mathbf{V}_i^T \boldsymbol{\mu}_0$. We use Tropp (2015, Theorem 1) and Markov inequality to construct a bound for $\|A_{21}\|$. From Theorem 1 of Tropp (2015), we

need to calculate the matrix variance parameter $v = \|E(A_{21}A_{21}^T)\|$ and the large deviation parameter $L = \{E \max_i \|S_i\|^2\}^{1/2}$, where $S_i = n^{-1}(\mathbf{Z}_i - \mathbf{D}_i\boldsymbol{\pi}_0)\mathbf{V}_i^T M_i$.

Note that

$$\begin{aligned} v &= n\|E(S_i S_i^T)\| \\ &= n^{-1} \left\| E \left\{ (\mathbf{Z}_i - \mathbf{D}_i\boldsymbol{\pi}_0)(\mathbf{Z}_i - \mathbf{D}_i\boldsymbol{\pi}_0)^T M_i^2 \mathbf{V}_i^T \mathbf{V}_i \right\} \right\| \\ &\leq Cn^{-1}m \left\| E \left\{ (\mathbf{Z}_i - \mathbf{D}_i\boldsymbol{\pi}_0)(\mathbf{Z}_i - \mathbf{D}_i\boldsymbol{\pi}_0)^T M_i^2 \right\} \right\| \\ &\leq Cn^{-1}m \end{aligned}$$

where the third line is from \mathbf{V}_i being bounded, the last line is from Assumption 5. Also note that

$$\begin{aligned} \|(\mathbf{Z}_i - \mathbf{D}_i\boldsymbol{\pi}_0)\mathbf{V}_i^T\|^2 &= \xi_{\max} \left\{ (\mathbf{Z}_i - \mathbf{D}_i\boldsymbol{\pi}_0)\mathbf{V}_i^T \mathbf{V}_i (\mathbf{Z}_i - \mathbf{D}_i\boldsymbol{\pi}_0)^T \right\} \\ &\leq \text{tr} \left\{ (\mathbf{Z}_i - \mathbf{D}_i\boldsymbol{\pi}_0)\mathbf{V}_i^T \mathbf{V}_i (\mathbf{Z}_i - \mathbf{D}_i\boldsymbol{\pi}_0)^T \right\} \leq Cm(\mathbf{Z}_i - \mathbf{D}_i\boldsymbol{\pi}_0)^T (\mathbf{Z}_i - \mathbf{D}_i\boldsymbol{\pi}_0) \\ &= Cm \sum_{j=1}^m (Z_{ij} - \mathbf{X}_i^T \boldsymbol{\pi}_{j0})^2 \leq Cm^2, \end{aligned}$$

and the last two inequalities are from \mathbf{V}_i being bounded. This implies that

$$\begin{aligned} L^2 &= E \max_i \|S_i\|^2 = n^{-2} E \left\{ \max_i \|(\mathbf{Z}_i - \mathbf{D}_i\boldsymbol{\pi}_0)\mathbf{V}_i^T\|^2 M_i^2 \right\} \\ &\leq Cn^{-2}m^2 E(\max_i M_i^2) \leq Cn^{-2}m^2 E\{\max_i (Y_i^2 + A_i^2)\} \leq Cn^{-2}m^2(\log n)^2, \end{aligned}$$

where the last inequality is from $E\{\max_i (Y_i^2 + A_i^2)\} \leq E\{\max_i (Y_i^2)\} + E\{\max_i (A_i^2)\} \leq C(\log n)^2$, which uses [Bühlmann and Van De Geer \(2011, Lemma 14.12\)](#) with $n = 1$ and $m = 2$.

From the above analysis and Theorem 1 of [Tropp \(2015\)](#), we know the matrix variance parameter v is driving the upper bound and

$$E\|A_{21}\|^2 \leq C \log(m)v \leq C \frac{m \log m}{n}.$$

Then, from Markov inequality, we know that $\|A_{21}\|^2 = O_p(m \log m/n)$. Using the same argument as the proof of $\|\hat{\boldsymbol{\pi}}_j - \boldsymbol{\pi}_{j0}\|$ in (S13), we can show that $\|\hat{\boldsymbol{\mu}} - \boldsymbol{\mu}_0\| = O_p(\sqrt{m \log m/n})$. Thus, $\|A_2\| = O_p(m \log m/n)$. The last term A_3 is bounded using the same argument.

Finally, as the remainder term Rem_a consists of higher order terms, we can use the above arguments to show that Rem_a is negligible. This concludes the proof of part (a).

For part (b), we want to show that $\|\hat{g}(\beta_0, \hat{\boldsymbol{\eta}}) - \hat{g}(\beta_0, \hat{\boldsymbol{\eta}}_p, \boldsymbol{\eta}_{np0})\| = o_p(n^{-1/2}) + o_p(m\sqrt{\log m/n})$.

Note that

$$\begin{aligned}
& \hat{g}(\beta_0, \hat{\boldsymbol{\eta}}) - \hat{g}(\beta_0, \hat{\boldsymbol{\eta}}_p, \boldsymbol{\eta}_{np0}) \\
&= \frac{1}{n} \sum_{i=1}^n (\mathbf{Z}_i - \mathbf{D}_i \boldsymbol{\pi}_0) \left[-\{\hat{\omega}(\mathbf{X}_i; \hat{\boldsymbol{\mu}}, \hat{\boldsymbol{\lambda}}) - \omega_0(\mathbf{X}_i)\} + \beta_0 \{\hat{\theta}(\mathbf{X}_i; \hat{\boldsymbol{\mu}}) - \theta_0(\mathbf{X}_i)\} \right] + \text{Rem}_b \\
&= \frac{1}{n} \sum_{i=1}^n (\mathbf{Z}_i - \mathbf{D}_i \boldsymbol{\pi}_0) \left[-\{\hat{\omega}(\mathbf{X}_i; \boldsymbol{\mu}_0, \boldsymbol{\lambda}_0) - \omega_0(\mathbf{X}_i; \boldsymbol{\mu}_0, \boldsymbol{\lambda}_0)\} + \beta_0 \{\hat{\theta}(\mathbf{X}_i; \boldsymbol{\mu}_0) - \theta_0(\mathbf{X}_i; \boldsymbol{\mu}_0)\} \right] \\
&\quad + \frac{1}{n} \sum_{i=1}^n (\mathbf{Z}_i - \mathbf{D}_i \boldsymbol{\pi}_0) \left[-\{\hat{\omega}(\mathbf{X}_i; \hat{\boldsymbol{\mu}}, \hat{\boldsymbol{\lambda}}) - \hat{\omega}(\mathbf{X}_i; \boldsymbol{\mu}_0, \boldsymbol{\lambda}_0)\} + \beta_0 \{\hat{\theta}(\mathbf{X}_i; \hat{\boldsymbol{\mu}}) - \hat{\theta}(\mathbf{X}_i; \boldsymbol{\mu}_0)\} \right] \\
&\quad + \text{Rem}_b \\
&:= B_1 + B_2 + \text{Rem}_b
\end{aligned}$$

For B_1 , we closely follow the steps in Newey and McFadden (1994, Chapter 8) to show that

$$\left\| \frac{1}{n} \sum_{i=1}^n (\mathbf{Z}_i - \mathbf{D}_i \boldsymbol{\pi}_0) \{\hat{\theta}(\mathbf{X}_i; \boldsymbol{\mu}_0) - \theta_0(\mathbf{X}_i; \boldsymbol{\mu}_0)\} \right\| = o_p(n^{-1/2}) + O_p(\sqrt{m/n}). \quad (\text{S14})$$

The other term in B_1 can be shown in the same way. First, we rewrite the nuisance parameter as $\hat{\theta}(\mathbf{x}; \boldsymbol{\mu}_0) = \hat{\gamma}_2(\mathbf{x}; \boldsymbol{\mu}_0)/\hat{\gamma}_1(\mathbf{x})$ and $\theta_0(\mathbf{x}; \boldsymbol{\mu}_0) = \gamma_{20}(\mathbf{x}; \boldsymbol{\mu}_0)/\gamma_{10}(\mathbf{x})$, where

$$\begin{aligned}
\hat{\gamma}_2(\mathbf{x}; \boldsymbol{\mu}_0) &= \frac{1}{n} \sum_{k=1}^n (A_k - \mathbf{V}_k^T \boldsymbol{\mu}_0)^2 K_\sigma(\mathbf{x} - \mathbf{X}_k), \quad \hat{\gamma}_1(\mathbf{x}) = \frac{1}{n} \sum_{k=1}^n K_\sigma(\mathbf{x} - \mathbf{X}_k), \\
\gamma_{20}(\mathbf{x}; \boldsymbol{\mu}_0) &= f_0(\mathbf{x}) E\{(A - \mathbf{V}^T \boldsymbol{\mu}_0)^2 \mid \mathbf{X} = \mathbf{x}\}, \quad \gamma_{10}(\mathbf{x}) = f_0(\mathbf{x}),
\end{aligned}$$

where $K_\sigma(\mathbf{x}) = \sigma^{-d_x} K(\mathbf{x}/\sigma)$, d_x is the dimension of \mathbf{X} , $K(u)$ is a function satisfying Assumption 3, σ is a bandwidth term, and $f_0(\mathbf{x})$ is the density of \mathbf{x} . Then, we obtain the linearization (an functional analogue of Taylor expansion) of $(\mathbf{Z} - \mathbf{D}\boldsymbol{\pi}_0)\{\hat{\theta}(\mathbf{X}; \boldsymbol{\mu}_0) - \theta_0(\mathbf{X}, \boldsymbol{\mu}_0)\}$ in (S14) as $L(\mathbf{O}; \hat{\gamma} - \gamma_0, \boldsymbol{\mu}_0) = L(\mathbf{O}; \hat{\gamma}, \boldsymbol{\mu}_0) - L(\mathbf{O}; \gamma_0, \boldsymbol{\mu}_0)$, where

$$L(\mathbf{O}; \gamma, \boldsymbol{\mu}_0) = (\mathbf{Z} - \mathbf{D}\boldsymbol{\pi}_0)f_0(\mathbf{X})^{-1}\{-\theta_0(\mathbf{X}; \boldsymbol{\mu}_0)\gamma_1(\mathbf{X}) + \gamma_2(\mathbf{X}; \boldsymbol{\mu}_0)\},$$

and $\gamma = (\gamma_1(\mathbf{x}), \gamma_2(\mathbf{x}; \boldsymbol{\mu}_0))$, $\gamma_0 = (\gamma_{10}(\mathbf{x}), \gamma_{20}(\mathbf{x}; \boldsymbol{\mu}_0))$. With $f_0(\mathbf{x})$ and $\gamma_1(\mathbf{x})$ being bounded away from zero, $\gamma_{20}(\mathbf{x}; \boldsymbol{\mu}_0)$ being bounded, the remainder term from the linearization satisfies

$$\begin{aligned} & \|(\mathbf{Z} - \mathbf{D}\boldsymbol{\pi}_0)\{\hat{\gamma}_2(\mathbf{X}; \boldsymbol{\mu}_0)/\hat{\gamma}_1(\mathbf{X}) - \theta_0(\mathbf{X}; \boldsymbol{\mu}_0)\} - L(\mathbf{O}; \hat{\gamma} - \gamma_0, \boldsymbol{\mu}_0)\| \\ & \leq \|\mathbf{Z} - \mathbf{D}\boldsymbol{\pi}_0\| \sup_{\mathbf{x} \in \text{supp}(\mathbf{X})} \|\hat{\gamma}(\mathbf{x}; \boldsymbol{\mu}_0) - \gamma_0(\mathbf{x})\|^2 \leq C\sqrt{m} \sup_{\mathbf{x} \in \text{supp}(\mathbf{X})} \|\hat{\gamma}(\mathbf{x}; \boldsymbol{\mu}_0) - \gamma_0(\mathbf{x})\|^2, \end{aligned}$$

where $\text{supp}(\mathbf{X})$ is the support of \mathbf{X} . The above term is $o_p(n^{-1/2})$ from Lemma 8.10 of Newey and McFadden (1994) and choosing the bandwidth σ to satisfy $\sigma^4\sqrt{nm} \rightarrow 0$ and $\sigma^{d_x}\sqrt{n}/(\sqrt{m}\log n) \rightarrow \infty$ as $n \rightarrow \infty$ in Assumption 3. This means that

$$\frac{1}{n} \left\| \sum_{i=1}^n (\mathbf{Z}_i - \mathbf{D}_i\boldsymbol{\pi}_0)\{\hat{\gamma}_2(\mathbf{X}_i; \boldsymbol{\mu}_0)/\hat{\gamma}_1(\mathbf{X}_i) - \theta_0(\mathbf{X}_i; \boldsymbol{\mu}_0)\} - L(\mathbf{O}_i; \hat{\gamma} - \gamma_0, \boldsymbol{\mu}_0) \right\| = o_p(n^{-1/2}).$$

$$\text{Write } \frac{1}{n} \sum_{i=1}^n L(\mathbf{O}_i; \hat{\gamma} - \gamma_0; \boldsymbol{\mu}_0) = \frac{1}{n} \sum_{i=1}^n L(\mathbf{O}_i; \hat{\gamma} - \bar{\gamma}; \boldsymbol{\mu}_0) + \frac{1}{n} \sum_{i=1}^n L(\mathbf{O}_i; \bar{\gamma} - \gamma_0; \boldsymbol{\mu}_0),$$

where $\bar{\gamma} = E(\hat{\gamma})$. Next we show

$$\begin{aligned} \frac{1}{n} \left\| \sum_{i=1}^n L(\mathbf{O}_i; \hat{\gamma} - \gamma_0; \boldsymbol{\mu}_0) \right\| & \leq \frac{1}{n} \left\| \sum_{i=1}^n L(\mathbf{O}_i; \hat{\gamma} - \bar{\gamma}; \boldsymbol{\mu}_0) \right\| + \frac{1}{n} \left\| \sum_{i=1}^n L(\mathbf{O}_i; \bar{\gamma} - \gamma_0; \boldsymbol{\mu}_0) \right\| \\ & = O_p(\sqrt{m}/n). \end{aligned}$$

The definition of $L(\mathbf{O}; \gamma, \boldsymbol{\mu}_0)$, boundedness of \mathbf{Z}, \mathbf{X} , and Assumption 3(ii) give that $\|L(\mathbf{O}; \gamma, \boldsymbol{\mu}_0)\| \leq C\sqrt{m}\|\gamma\|$, which implies that $\|L(\mathbf{O}; \bar{\gamma} - \gamma_0, \boldsymbol{\mu}_0)\|^2 \leq Cm\|\bar{\gamma} - \gamma_0\|^2$. From $E(L(\mathbf{O}; \gamma, \boldsymbol{\mu}_0)) = 0$, we have that

$$E \left(\left\| \frac{1}{n} \sum_{i=1}^n L(\mathbf{O}_i; \bar{\gamma} - \gamma_0; \boldsymbol{\mu}_0) \right\|^2 \right) = \frac{1}{n^2} \sum_{i=1}^n E \{ \|L(\mathbf{O}_i; \bar{\gamma} - \gamma_0; \boldsymbol{\mu}_0)\|^2 \} \leq \frac{Cm\|\bar{\gamma} - \gamma_0\|^2}{n}.$$

Hence, $\|\frac{1}{n} \sum_{i=1}^n L(\mathbf{O}_i; \bar{\gamma} - \gamma_0; \boldsymbol{\mu}_0)\| = o_p(n^{-1/2})$ from Markov inequality and $m\|\bar{\gamma} - \gamma_0\|^2 = O(\sigma^4 m) \rightarrow 0$, a result from [Newey and McFadden \(1994, Lemma 8.9\)](#) and the choice of bandwidth σ in Assumption 3(iii). Then, we deal with $\frac{1}{n} \sum_{i=1}^n L(\mathbf{O}_i; \hat{\gamma} - \bar{\gamma}; \boldsymbol{\mu}_0)$. Let

$$\begin{aligned} m(\mathbf{O}_i, \mathbf{O}_k) &= (\mathbf{Z}_i - \mathbf{D}_i \boldsymbol{\pi}_0) f_0(\mathbf{X}_i)^{-1} \left\{ -\theta_0(\mathbf{X}_i; \boldsymbol{\mu}_0) K_\sigma(\mathbf{X}_i - \mathbf{X}_k) + (A_k - \mathbf{V}_k^T \boldsymbol{\mu}_0)^2 K_\sigma(\mathbf{X}_i - \mathbf{X}_k) \right\}, \\ m_2(\mathbf{O}_k) &= \int m(\mathbf{O}_i, \mathbf{O}_k) dP_0(\mathbf{O}_i) = 0, \\ m_1(\mathbf{O}_i) &= \int m(\mathbf{O}_i, \mathbf{O}_k) dP_0(\mathbf{O}_k) = L(\mathbf{O}_i; \bar{\gamma}, \boldsymbol{\mu}_0). \end{aligned}$$

We can write $\frac{1}{n} \sum_{i=1}^n L(\mathbf{O}_i; \hat{\gamma} - \bar{\gamma}; \boldsymbol{\mu}_0)$ in the form of a V-statistic

$$\begin{aligned} & \left\| \frac{1}{n} \sum_{i=1}^n L(\mathbf{O}_i; \hat{\gamma} - \bar{\gamma}; \boldsymbol{\mu}_0) \right\| \\ &= \left\| \frac{1}{n} \sum_{i=1}^n L(\mathbf{O}_i; \hat{\gamma}; \boldsymbol{\mu}_0) - \frac{1}{n} \sum_{i=1}^n L(\mathbf{O}_i; \bar{\gamma}; \boldsymbol{\mu}_0) \right\| \\ &= \left\| n^{-2} \sum_{i=1}^n \sum_{k=1}^n m(\mathbf{O}_i, \mathbf{O}_k) - n^{-1} \sum_{i=1}^n m_1(\mathbf{O}_i) \right\| \\ &= \left\| n^{-2} \sum_{i=1}^n \sum_{k=1}^n m(\mathbf{O}_i, \mathbf{O}_k) - n^{-1} \sum_{i=1}^n m_1(\mathbf{O}_i) - n^{-1} \sum_{i=1}^n m_2(\mathbf{O}_i) + E\{m_1(\mathbf{O})\} \right\| \\ &= O_p(\sqrt{m}/n) \end{aligned}$$

where the last line is from Lemma 8.4 of [Newey and McFadden \(1994\)](#). This concludes the proof of (S14) from the triangle inequality.

For B_2 , we show that

$$\left\| \frac{1}{n} \sum_{i=1}^n (\mathbf{Z}_i - \mathbf{D}_i \boldsymbol{\pi}_0) \{ \hat{\theta}(\mathbf{X}_i; \hat{\boldsymbol{\mu}}) - \hat{\theta}(\mathbf{X}_i; \boldsymbol{\mu}_0) \} \right\| = o_p(m\sqrt{\log m}/n) + O_p(n^{-1} m\sqrt{m \log m/n}).$$

The other term in B_2 can be shown in the same way. Let $\hat{\gamma}_{3j}(\mathbf{x}) = \frac{1}{n} \sum_{k=1}^n (A_k - \mathbf{V}_k^T \boldsymbol{\mu}_0) \mathbf{V}_k^T K_\sigma(\mathbf{x} - \mathbf{X}_k)$ and $\hat{\gamma}_{3j}(\mathbf{x}) = \frac{1}{n} \sum_{k=1}^n (A_k - \mathbf{V}_k^T \boldsymbol{\mu}_0) \mathbf{V}_{kj} K_\sigma(\mathbf{x} - \mathbf{X}_k)$, where $\hat{\gamma}_{3j}(\mathbf{x})$ is the j th component

of $\hat{\gamma}_3(\mathbf{x})$. Using triangle inequality and Strong Schwartz Matrix Inequality, we write

$$\begin{aligned}
& \left\| \frac{1}{n} \sum_{i=1}^n (\mathbf{Z}_i - \mathbf{D}_i \boldsymbol{\pi}_0) \{ \hat{\theta}(\mathbf{X}_i; \hat{\boldsymbol{\mu}}) - \hat{\theta}(\mathbf{X}_i; \boldsymbol{\mu}_0) \} \right\| \\
&= \left\| -\frac{2}{n} \sum_{i=1}^n (\mathbf{Z}_i - \mathbf{D}_i \boldsymbol{\pi}_0) \frac{\hat{\gamma}_3(\mathbf{X}_i)}{\hat{\gamma}_1(\mathbf{X}_i)} (\hat{\boldsymbol{\mu}} - \boldsymbol{\mu}_0) + \text{Rem}_c \right\| \\
&\leq \left\| \frac{2}{n} \sum_{i=1}^n (\mathbf{Z}_i - \mathbf{D}_i \boldsymbol{\pi}_0) \frac{\hat{\gamma}_3(\mathbf{X}_i)}{\hat{\gamma}_1(\mathbf{X}_i)} (\hat{\boldsymbol{\mu}} - \boldsymbol{\mu}_0) \right\| + \|\text{Rem}_c\| \\
&\leq \left\| \frac{2}{n} \sum_{i=1}^n (\mathbf{Z}_i - \mathbf{D}_i \boldsymbol{\pi}_0) \frac{\hat{\gamma}_3(\mathbf{X}_i)}{\hat{\gamma}_1(\mathbf{X}_i)} \right\| \|\hat{\boldsymbol{\mu}} - \boldsymbol{\mu}_0\| + \|\text{Rem}_c\| \tag{S15}
\end{aligned}$$

where

$$\text{Rem}_c = (\hat{\boldsymbol{\mu}} - \boldsymbol{\mu}_0)^T \left\{ \frac{1}{n} \sum_{i=1}^n (\mathbf{Z}_i - \mathbf{D}_i \boldsymbol{\pi}_0) \frac{\frac{1}{n} \sum_{k=1}^n \mathbf{V}_k \mathbf{V}_k^T K_\sigma(\mathbf{X}_i - \mathbf{X}_k)}{\frac{1}{n} \sum_{k=1}^n K_\sigma(\mathbf{X}_i - \mathbf{X}_k)} \right\} (\hat{\boldsymbol{\mu}} - \boldsymbol{\mu}_0).$$

Note that we have shown above that $\|\hat{\boldsymbol{\mu}} - \boldsymbol{\mu}_0\| = O_p(\sqrt{m \log m/n})$. Because $E\{(A - \mathbf{V}^T \boldsymbol{\mu}_0) \mathbf{V}^T \mid \mathbf{X}\} = 0$, the true conditional expectation that $\hat{\gamma}_3(\mathbf{X}_i)/\hat{\gamma}_1(\mathbf{X}_i)$ is estimating is zero. We can use the same argument as in the proof of (S14) to show that

$$\begin{aligned}
& \left\| \frac{2}{n} \sum_{i=1}^n (\mathbf{Z}_i - \mathbf{D}_i \boldsymbol{\pi}_0) \frac{\hat{\gamma}_3(\mathbf{X}_i)}{\hat{\gamma}_1(\mathbf{X}_i)} \right\|^2 \leq \left\| \frac{2}{n} \sum_{i=1}^n (\mathbf{Z}_i - \mathbf{D}_i \boldsymbol{\pi}_0) \frac{\hat{\gamma}_3(\mathbf{X}_i)}{\hat{\gamma}_1(\mathbf{X}_i)} \right\|_F^2 \\
&= \sum_{k=1}^{m+d_x} \left\| \frac{2}{n} \sum_{i=1}^n (\mathbf{Z}_i - \mathbf{D}_i \boldsymbol{\pi}_0) \frac{\hat{\gamma}_{3k}(\mathbf{X}_i)}{\hat{\gamma}_1(\mathbf{X}_i)} \right\|^2 = o_p(m/n) + O_p(m^2/n^2).
\end{aligned}$$

Since the remainder term Rem_c contains the higher order terms, we conclude that (S15) is $o_p(m\sqrt{\log m/n}) + O_p(n^{-1}m \cdot \sqrt{m \log m/n})$.

(ii) Because $g_i(\beta, \boldsymbol{\eta})$ is linear in β , $G_i(\boldsymbol{\eta})$ inherits its nice property in terms of the nuisance parameters. In other words, we still have

$$E \{ \nabla_{\boldsymbol{\eta}} G(\boldsymbol{\eta}_0) \} = 0.$$

This key property ensures that the claim in (ii) is true and can be proved in the same way as (i). The details are omitted.

(iii) Since $\hat{g}(\beta, \boldsymbol{\eta})$ is linear in β , we have $\hat{g}(\beta, \boldsymbol{\eta}) - \hat{g}(\beta_0, \boldsymbol{\eta}) = (\beta - \beta_0)\hat{G}(\boldsymbol{\eta})$. Hence,

$$\begin{aligned}
& \sup_{\beta \in B} \|\hat{g}(\beta, \hat{\boldsymbol{\eta}}) - \hat{g}(\beta, \boldsymbol{\eta}_0)\| \\
& \leq \sup_{\beta \in B} \|\hat{g}(\beta, \hat{\boldsymbol{\eta}}) - \hat{g}(\beta_0, \hat{\boldsymbol{\eta}}) - \hat{g}(\beta, \boldsymbol{\eta}_0) + \hat{g}(\beta_0, \boldsymbol{\eta}_0)\| + \|\hat{g}(\beta_0, \hat{\boldsymbol{\eta}}) - \hat{g}(\beta_0, \boldsymbol{\eta}_0)\| \\
& = \sup_{\beta \in B} \|(\beta - \beta_0)\{\hat{G}(\hat{\boldsymbol{\eta}}) - \hat{G}(\boldsymbol{\eta}_0)\}\| + \|\hat{g}(\beta_0, \hat{\boldsymbol{\eta}}) - \hat{g}(\beta_0, \boldsymbol{\eta}_0)\| \\
& = \sup_{\beta \in B} |\beta - \beta_0| \|\hat{G}(\hat{\boldsymbol{\eta}}) - \hat{G}(\boldsymbol{\eta}_0)\| + \|\hat{g}(\beta_0, \hat{\boldsymbol{\eta}}) - \hat{g}(\beta_0, \boldsymbol{\eta}_0)\|.
\end{aligned}$$

The result follows from (i)-(ii) and the compactness of B . □

A direct implication of the following result (i) is that when $m^2/n \rightarrow 0$, $\|\hat{\Omega}(\beta_0, \hat{\boldsymbol{\eta}}) - \Omega\| = o_p(1)$; when $m^3/n \rightarrow 0$, $\sqrt{m}\|\hat{\Omega}(\beta_0, \hat{\boldsymbol{\eta}}) - \Omega\| = o_p(1)$. The implication is similar for (ii)-(v).

Next, under an extra assumption that $E(R_A R_Y | \mathbf{X} = \mathbf{x}) = \omega_0^T \mathbf{Q}$ and $E(R_A^2 | \mathbf{X} = \mathbf{x}) = \theta_0^T \mathbf{Q}$, where \mathbf{Q} is a vector that includes all quadratic terms of \mathbf{X} , i.e., they follow linear models that include a full set of quadratic terms, we can then estimate these nuisance parameters using least squares (denoted as $\hat{\omega}$ and $\hat{\theta}$) instead of nonparametric kernel. We prove the following result:

Lemma S5': Suppose that Assumptions 2-5 hold. Also suppose that $E(R_A R_Y | \mathbf{X} = \mathbf{x}) = \omega_0^T \mathbf{Q}$ and $E(R_A^2 | \mathbf{X} = \mathbf{x}) = \theta_0^T \mathbf{Q}$, where \mathbf{Q} is a vector that includes all quadratic terms of \mathbf{X} . When $m^2/n \rightarrow 0$,

- (i) $\|\hat{g}(\beta_0, \hat{\boldsymbol{\eta}}) - \hat{g}(\beta_0, \boldsymbol{\eta}_0)\| = O_p(m \log m/n)$;
- (ii) $\|\hat{G}(\hat{\boldsymbol{\eta}}) - \hat{G}(\boldsymbol{\eta}_0)\| = O_p(m \log m/n)$;
- (iii) $\sup_{\beta \in B} \|\hat{g}(\beta, \hat{\boldsymbol{\eta}}) - \hat{g}(\beta, \boldsymbol{\eta}_0)\| = O_p(m \log m/n)$.

Proof. (i) It suffices to prove part (b) in the proof of Lemma S5 (i). The rest are the same

as the proof of Lemma S5. Write

$$\begin{aligned} & \hat{g}(\beta_0, \hat{\boldsymbol{\eta}}) - \hat{g}(\beta_0, \hat{\boldsymbol{\eta}}_p, \boldsymbol{\eta}_{np0}) \\ &= \frac{1}{n} \sum_{i=1}^n (\mathbf{Z}_i - \mathbf{D}_i \boldsymbol{\pi}_0) \left[-(\hat{\omega} - \omega_0)^T \mathbf{Q}_i + \beta_0 (\hat{\boldsymbol{\theta}} - \boldsymbol{\theta}_0)^T \mathbf{Q}_i \right] + \text{Rem}_b \end{aligned}$$

Note that \mathbf{Q} has a finite dimension, and thus

$$\begin{aligned} \hat{\omega} - \omega_0 &= \text{Var}(\mathbf{Q})^{-1} \frac{1}{n} \left\{ \sum_{i=1}^n (\mathbf{Q}_i - E\mathbf{Q})(A_i - \mathbf{V}_i^T \hat{\boldsymbol{\mu}})(Y_i - \mathbf{V}_i^T \hat{\boldsymbol{\lambda}}) - \text{Cov}(\mathbf{Q}, R_A R_Y) \right\} + \text{Rem}_c \\ &= \text{Var}(\mathbf{Q})^{-1} \frac{1}{n} \left\{ \sum_{i=1}^n (\mathbf{Q}_i - E\mathbf{Q}) R_{A_i} R_{Y_i} - \text{Cov}(\mathbf{Q}, R_A R_Y) \right\} \\ &\quad - \text{Var}(\mathbf{Q})^{-1} \frac{1}{n} \left\{ \sum_{i=1}^n R_{Y_i} (\mathbf{Q}_i - E\mathbf{Q}) \mathbf{V}_i^T (\hat{\boldsymbol{\mu}} - \boldsymbol{\mu}_0) \right\} \\ &\quad - \text{Var}(\mathbf{Q})^{-1} \frac{1}{n} \left\{ \sum_{i=1}^n R_{A_i} (\mathbf{Q}_i - E\mathbf{Q}) \mathbf{V}_i^T (\hat{\boldsymbol{\lambda}} - \boldsymbol{\lambda}_0) \right\} + \text{Rem}_c \\ &:= B_1 - B_2 - B_3 + \text{Rem}_c. \end{aligned}$$

Here, $B_1 = O_p(n^{-1/2})$ by finite-dimensional linear model theory. For the second term, using the Strong Schwartz Matrix Inequality,

$$\begin{aligned} B_2 &= \text{Var}(\mathbf{Q})^{-1} \frac{1}{n} \left\{ \sum_{i=1}^n R_{Y_i} (\mathbf{Q}_i - E\mathbf{Q}) \mathbf{V}_i^T \right\} (\hat{\boldsymbol{\mu}} - \boldsymbol{\mu}_0) \\ &\leq C \left\| \frac{1}{n} \sum_{i=1}^n R_{Y_i} (\mathbf{Q}_i - E\mathbf{Q}) \mathbf{V}_i^T \right\| \|\hat{\boldsymbol{\mu}} - \boldsymbol{\mu}_0\|. \end{aligned}$$

Similar to the proof of Lemma S5, we use Tropp (2015, Theorem 1). We calculate the matrix variance parameter

$$v = n^{-1} \|E(R_{Y_i}^2 (\mathbf{Q}_i - E\mathbf{Q}) \mathbf{V}_i^T \mathbf{V}_i (\mathbf{Q}_i - E\mathbf{Q})^T)\| \leq C n^{-1} m.$$

Also note that

$$\begin{aligned} \left\| (\mathbf{Q}_i - E\mathbf{Q}) \mathbf{V}_i^T \right\|^2 &= \xi_{\max} \{ (\mathbf{Q}_i - E\mathbf{Q}) \mathbf{V}_i^T \mathbf{V}_i (\mathbf{Q}_i - E\mathbf{Q})^T \} \\ &\leq \text{tr} \{ (\mathbf{Q}_i - E\mathbf{Q}) \mathbf{V}_i^T \mathbf{V}_i (\mathbf{Q}_i - E\mathbf{Q})^T \} \leq C m (\mathbf{Q}_i - E\mathbf{Q}) (\mathbf{Q}_i - E\mathbf{Q})^T \leq C m. \end{aligned}$$

This implies that

$$\begin{aligned} L^2 &= n^{-2} E\{\max_i \|(\mathbf{Q}_i - E\mathbf{Q})\mathbf{V}_i^T\|^2 R_{Y_i}^2\} \leq Cn^{-2}mE(\max_i R_{Y_i}^2) \\ &\leq Cn^{-2}mE(\max_i Y_i^2) \leq Cn^{-2}m(\log n)^2 \end{aligned}$$

From the above analysis and Theorem 1 of [Tropp \(2015\)](#), we know the matrix variance parameter ν is driving the upper bound and

$$E\left\|\frac{1}{n}\sum_{i=1}^n R_{Y_i}(\mathbf{Q}_i - E\mathbf{Q})\mathbf{V}_i^T\right\|^2 \leq C\log(m)\nu \leq C\frac{m\log m}{n}.$$

From Markov inequality, we know that $\|\frac{1}{n}\sum_{i=1}^n R_{Y_i}(\mathbf{Q}_i - E\mathbf{Q})\mathbf{V}_i^T\|^2 = O_p(m\log m/n)$. We showed in the proof of [Lemma S5](#), $\|\hat{\boldsymbol{\mu}} - \boldsymbol{\mu}_0\| = O_p(\sqrt{m\log m/n})$. Thus, $\|B_2\| = O_p(m\log m/n)$. The last term B_3 is bounded using the same argument. As the remainder term consists of higher order terms and can be shown to be negligible. Therefore, we have

$$\hat{\omega} - \omega_0 = O_p(n^{-1/2}) + O_p(m\log m/n)$$

Then, using a similar argument as that for A_2 in [Lemma S5](#), we have

$$\begin{aligned} &\left\|\frac{1}{n}\sum_{i=1}^n (\mathbf{Z}_i - \mathbf{D}_i\boldsymbol{\pi}_0)\mathbf{Q}_i^T(\hat{\omega} - \omega_0)\right\| \\ &\leq \left\|\frac{1}{n}\sum_{i=1}^n (\mathbf{Z}_i - \mathbf{D}_i\boldsymbol{\pi}_0)\mathbf{Q}_i^T\right\|\|\hat{\omega} - \omega_0\| \\ &= O_p(\sqrt{m\log m/n})\{O_p(n^{-1/2}) + O_p(m\log m/n)\} \\ &= O_p(\sqrt{m\log m/n}) + O_p((m\log m/n)^{3/2}). \end{aligned}$$

Thus, we see that part (b) is negligible compared to part (a), so $\|\hat{g}(\beta_0, \hat{\boldsymbol{\eta}}) - \hat{g}(\beta_0, \boldsymbol{\eta}_0)\|$ is asymptotically equivalent with part (a).

The proof of (ii) and (iii) are the same as that of [Lemma S5](#).

□

Lemma S6. *Under Assumptions 2-5,*

- (i) $\|\hat{\Omega}(\beta_0, \hat{\boldsymbol{\eta}}) - \Omega\| = O_p(\sqrt{m \log m/n}) + O_p(\sqrt{m^3(\log m)^2/n^2});$
- (ii) $\|n^{-1} \sum_{i=1}^n g_i(\beta_0, \hat{\boldsymbol{\eta}}) G_i(\hat{\boldsymbol{\eta}})^T - E\{g_i G_i^T\}\| = O_p(\sqrt{m \log m/n}) + O_p(\sqrt{m^3(\log m)^2/n^2});$
- (iii) $\|n^{-1} \sum_{i=1}^n G_i(\hat{\boldsymbol{\eta}}) G_i(\hat{\boldsymbol{\eta}})^T - E\{G_i G_i^T\}\| = O_p(\sqrt{m \log m/n}) + O_p(\sqrt{m^3(\log m)^2/n^2});$
- (iv) $\sup_{\beta \in B} \|\hat{\Omega}(\beta, \hat{\boldsymbol{\eta}}) - \Omega(\beta, \boldsymbol{\eta}_0)\| = O_p(\sqrt{m \log m/n}) + O_p(\sqrt{m^3(\log m)^2/n^2});$
- (v) $\sup_{\beta \in B} \|n^{-1} \sum_{i=1}^n g_i(\beta, \hat{\boldsymbol{\eta}}) G_i(\hat{\boldsymbol{\eta}})^T - E\{g_i(\beta, \boldsymbol{\eta}_0) G_i^T\}\| = O_p(\sqrt{m \log m/n}) + O_p(\sqrt{m^3(\log m)^2/n^2});$

Proof. (i) Define $\Delta_{i0} = (A_i - \mathbf{V}_i^T \boldsymbol{\mu}_0)\{Y_i - \mathbf{V}_i^T \boldsymbol{\lambda}_0 - \beta_0(A_i - \mathbf{V}_i^T \boldsymbol{\mu}_0)\}$. We will also write $\hat{\Delta}_{i0} = (A_i - \mathbf{V}_i^T \hat{\boldsymbol{\mu}})\{Y_i - \mathbf{V}_i^T \hat{\boldsymbol{\lambda}} - \beta_0(A_i - \mathbf{V}_i^T \hat{\boldsymbol{\mu}})\}$. Then

$$\hat{\Omega}(\beta_0, \hat{\boldsymbol{\eta}}) = \frac{1}{n} \sum_{i=1}^n g_i(\beta_0, \hat{\boldsymbol{\eta}}) g_i(\beta_0, \hat{\boldsymbol{\eta}})^T = \frac{1}{n} \sum_{i=1}^n (\mathbf{Z}_i - \mathbf{D}_i \hat{\boldsymbol{\pi}})(\mathbf{Z}_i - \mathbf{D}_i \hat{\boldsymbol{\pi}})^T \{\hat{\Delta}_{i0} - \hat{w}(\mathbf{X}_i) + \beta_0 \hat{\theta}(\mathbf{X}_i)\}^2.$$

By triangle inequality,

$$\begin{aligned} & \|\hat{\Omega}(\beta_0, \hat{\boldsymbol{\eta}}) - \Omega\| \\ &= \|\hat{\Omega}(\beta_0, \hat{\boldsymbol{\eta}}) - \hat{\Omega}(\beta_0, \boldsymbol{\eta}_0) + \hat{\Omega}(\beta_0, \boldsymbol{\eta}_0) - \Omega\| \\ &\leq \|\hat{\Omega}(\beta_0, \hat{\boldsymbol{\eta}}) - \hat{\Omega}(\beta_0, \boldsymbol{\eta}_0)\| + \|\hat{\Omega}(\beta_0, \boldsymbol{\eta}_0) - \Omega\| \\ &\leq \left\| \frac{1}{n} \sum_{i=1}^n (\mathbf{Z}_i - \mathbf{D}_i \hat{\boldsymbol{\pi}})(\mathbf{Z}_i - \mathbf{D}_i \hat{\boldsymbol{\pi}})^T \hat{\Delta}_{i0}^2 - (\mathbf{Z}_i - \mathbf{D}_i \boldsymbol{\pi}_0)(\mathbf{Z}_i - \mathbf{D}_i \boldsymbol{\pi}_0)^T \Delta_{i0}^2 \right\| \\ &\quad + \left\| \frac{1}{n} \sum_{i=1}^n (\mathbf{Z}_i - \mathbf{D}_i \hat{\boldsymbol{\pi}})(\mathbf{Z}_i - \mathbf{D}_i \hat{\boldsymbol{\pi}})^T \hat{\Delta}_{i0} (\hat{w}(\mathbf{X}_i) - \beta_0 \hat{\theta}(\mathbf{X}_i)) \right. \\ &\quad \quad \left. - (\mathbf{Z}_i - \mathbf{D}_i \boldsymbol{\pi}_0)(\mathbf{Z}_i - \mathbf{D}_i \boldsymbol{\pi}_0)^T \Delta_{i0} (\omega_0(\mathbf{X}_i) - \beta_0 \theta_0(\mathbf{X}_i)) \right\| \\ &\quad + \left\| \frac{1}{n} \sum_{i=1}^n (\mathbf{Z}_i - \mathbf{D}_i \hat{\boldsymbol{\pi}})(\mathbf{Z}_i - \mathbf{D}_i \hat{\boldsymbol{\pi}})^T (\hat{w}(\mathbf{X}_i) - \beta_0 \hat{\theta}(\mathbf{X}_i))^2 \right. \\ &\quad \quad \left. - (\mathbf{Z}_i - \mathbf{D}_i \boldsymbol{\pi}_0)(\mathbf{Z}_i - \mathbf{D}_i \boldsymbol{\pi}_0)^T (\omega_0(\mathbf{X}_i) - \beta_0 \theta_0(\mathbf{X}_i))^2 \right\| \\ &\quad + \|\hat{\Omega}(\beta_0, \boldsymbol{\eta}_0) - \Omega\| \\ &:= \|I_1\| + \|I_2\| + \|I_3\| + \|I_4\|. \end{aligned}$$

A key technique we use here is to vectorize the matrix, then a proof very similar to the proof of Lemma S5 will establish the result. Specifically, since $\|I_1\| \leq \|I_1\|_F = \|\text{vec}(I_1)\|$, where $\text{vec}(A) = (a_1^T, \dots, a_m^T)^T \in \mathbb{R}^{mn}$ for a matrix $A = (a_1, \dots, a_m) \in \mathbb{R}^{n \times m}$.

Let \otimes be the Kronecker product. For $\text{vec}(I_1)$,

$$\begin{aligned}
& \text{vec}(I_1) \\
&= \nabla_{\boldsymbol{\eta}_p} \left[\frac{1}{n} \sum_{i=1}^n (\mathbf{Z}_i - \mathbf{D}_i \boldsymbol{\pi}_0) \otimes (\mathbf{Z}_i - \mathbf{D}_i \boldsymbol{\pi}_0) \Delta_i^2 \right] (\hat{\boldsymbol{\eta}}_p - \boldsymbol{\eta}_{p0}) + \text{Rem}_d \\
&= -\frac{1}{n} \sum_{i=1}^n \Delta_i^2 (\mathbf{Z}_i - \mathbf{D}_i \boldsymbol{\pi}_0) \otimes \mathbf{D}_i (\hat{\boldsymbol{\pi}} - \boldsymbol{\pi}_0) - \frac{1}{n} \sum_{i=1}^n \Delta_i^2 \{ \mathbf{D}_i (\hat{\boldsymbol{\pi}} - \boldsymbol{\pi}_0) \} \otimes (\mathbf{Z}_i - \mathbf{D}_i \boldsymbol{\pi}_0) \\
&\quad + \frac{1}{n} \sum_{i=1}^n (\mathbf{Z}_i - \mathbf{D}_i \boldsymbol{\pi}_0) \otimes (\mathbf{Z}_i - \mathbf{D}_i \boldsymbol{\pi}_0) 2\Delta_i (A_i - \mathbf{V}_i^T \boldsymbol{\mu}_0) \mathbf{V}_i^T (\hat{\boldsymbol{\lambda}} - \boldsymbol{\lambda}_0) \\
&\quad + \frac{1}{n} \sum_{i=1}^n (\mathbf{Z}_i - \mathbf{D}_i \boldsymbol{\pi}_0) \otimes (\mathbf{Z}_i - \mathbf{D}_i \boldsymbol{\pi}_0) 2\Delta_i (-Y_i + 2\beta_0 A_i + \mathbf{V}_i^T \boldsymbol{\lambda}_0 - 2\beta_0 \mathbf{V}_i^T \boldsymbol{\mu}_0) \mathbf{V}_i^T (\hat{\boldsymbol{\mu}} - \boldsymbol{\mu}_0) \\
&\quad + \text{Rem}_d. \tag{S16}
\end{aligned}$$

For the above first term, from the Strong Schwartz Matrix Inequality,

$$\begin{aligned}
& \left\| \frac{1}{n} \sum_{i=1}^n \Delta_i^2 (\mathbf{Z}_i - \mathbf{D}_i \boldsymbol{\pi}_0) \otimes \mathbf{D}_i (\hat{\boldsymbol{\pi}} - \boldsymbol{\pi}_0) \right\|^2 \\
&= \sum_{j=1}^m \left\| \frac{1}{n} \sum_{i=1}^n \Delta_i^2 (\mathbf{Z}_i - \mathbf{D}_i \boldsymbol{\pi}_0) \mathbf{X}_i^T (\hat{\boldsymbol{\pi}}_j - \boldsymbol{\pi}_{j0}) \right\|^2 \\
&\leq \left\| \frac{1}{n} \sum_{i=1}^n \Delta_i^2 (\mathbf{Z}_i - \mathbf{D}_i \boldsymbol{\pi}_0) \mathbf{X}_i^T \right\|^2 \sum_{j=1}^m \|\hat{\boldsymbol{\pi}}_j - \boldsymbol{\pi}_{j0}\|^2 \\
&= \left\| \frac{1}{n} \sum_{i=1}^n \Delta_i^2 (\mathbf{Z}_i - \mathbf{D}_i \boldsymbol{\pi}_0) \mathbf{X}_i^T \right\|^2 \|\hat{\boldsymbol{\pi}} - \boldsymbol{\pi}_0\|^2 \\
&= O_p(m^2(\log m)^2/n^2),
\end{aligned}$$

where the last expression is obtained using the same argument as in the derivation of A_{21} in the proof of Lemma S5, and $\|\hat{\boldsymbol{\pi}} - \boldsymbol{\pi}_0\|^2 = O_p(m \log m/n)$ derived after (S13). The second

term in (S16) has the same norm as the first term in (S16). For the third term in (S16), we have

$$\begin{aligned}
& \left\| \frac{1}{n} \sum_{i=1}^n (\mathbf{Z}_i - \mathbf{D}_i \boldsymbol{\pi}_0) \otimes (\mathbf{Z}_i - \mathbf{D}_i \boldsymbol{\pi}_0) 2\Delta_i (A_i - \mathbf{V}_i^T \boldsymbol{\mu}_0) \mathbf{V}_i^T (\hat{\boldsymbol{\lambda}} - \boldsymbol{\lambda}_0) \right\|^2 \\
&= \sum_{j=1}^m \left\| \frac{1}{n} \sum_{i=1}^n (\mathbf{Z}_i - \mathbf{D}_i \boldsymbol{\pi}_0) (Z_{ij} - \mathbf{X}_i^T \boldsymbol{\pi}_{j0}) 2\Delta_i (A_i - \mathbf{V}_i^T \boldsymbol{\mu}_0) \mathbf{V}_i^T (\hat{\boldsymbol{\lambda}} - \boldsymbol{\lambda}_0) \right\|^2 \\
&\leq \sum_{j=1}^m \left\| \frac{1}{n} \sum_{i=1}^n (\mathbf{Z}_i - \mathbf{D}_i \boldsymbol{\pi}_0) (Z_{ij} - \mathbf{X}_i^T \boldsymbol{\pi}_{j0}) 2\Delta_i (A_i - \mathbf{V}_i^T \boldsymbol{\mu}_0) \mathbf{V}_i^T \right\|^2 \|\hat{\boldsymbol{\lambda}} - \boldsymbol{\lambda}_0\|^2 \\
&= \sum_{j=1}^m \left\| \sum_{i=1}^n S_{ij} \right\|^2 \|\hat{\boldsymbol{\lambda}} - \boldsymbol{\lambda}_0\|^2,
\end{aligned}$$

where $S_{ij} = \frac{1}{n} (\mathbf{Z}_i - \mathbf{D}_i \boldsymbol{\pi}_0) (Z_{ij} - \mathbf{X}_i^T \boldsymbol{\pi}_{j0}) 2\Delta_i (A_i - \mathbf{V}_i^T \boldsymbol{\mu}_0) \mathbf{V}_i^T$. Then, we calculate the matrix variance parameter

$$\begin{aligned}
v_j &= n \|E(S_{ij} S_{ij}^T)\| \\
&= n^{-1} \|E[(\mathbf{Z}_i - \mathbf{D}_i \boldsymbol{\pi}_0) (\mathbf{Z}_i - \mathbf{D}_i \boldsymbol{\pi}_0)^T \{(Z_{ij} - \mathbf{X}_i^T \boldsymbol{\pi}_{j0}) 2\Delta_i (A_i - \mathbf{V}_i^T \boldsymbol{\mu}_0)\}^2 \mathbf{V}_i^T \mathbf{V}_i]\| \\
&\leq C n^{-1} m \|E[(\mathbf{Z}_i - \mathbf{D}_i \boldsymbol{\pi}_0) (\mathbf{Z}_i - \mathbf{D}_i \boldsymbol{\pi}_0)^T \{\Delta_i (A_i - \mathbf{V}_i^T \boldsymbol{\mu}_0)\}^2]\| \\
&\leq C n^{-1} m
\end{aligned}$$

and the large deviation parameter

$$L_j^2 = E \left(\max_i \|S_{ij}\|^2 \right) \leq C n^{-2} m^2 E \left\{ \max_i (\Delta_i^2 (A_i - \mathbf{V}_i^T \boldsymbol{\mu}_0)^2) \right\} \leq C n^{-2} m^2 (\log n)^8,$$

where the last inequality is from Assumption 4 and Bühlmann and Van De Geer (2011).

Hence, we have from Tropp (2015, Theorem 1) that

$$E \left(\sum_{j=1}^m \left\| \sum_{i=1}^n S_{ij} \right\|^2 \right) \leq \frac{m^2 \log m}{n}.$$

This combined with Markov inequality, we have that $\sum_{j=1}^m \|\sum_{i=1}^n S_{ij}\|^2 = O_p(m^2 \log m/n)$.

This implies the third term in (S16) is

$$\left\| \frac{1}{n} \sum_{i=1}^n (\mathbf{Z}_i - \mathbf{D}_i \boldsymbol{\pi}_0) \otimes (\mathbf{Z}_i - \mathbf{D}_i \boldsymbol{\pi}_0) 2\Delta_i (A_i - \mathbf{V}_i^T \boldsymbol{\mu}_0) \mathbf{V}_i^T (\hat{\boldsymbol{\lambda}} - \boldsymbol{\lambda}_0) \right\|^2 = O_p \left(\frac{m^3 (\log m)^2}{n^2} \right)$$

The other proofs are very similar to the derivations in the proof of Lemma S5 and are omitted. Hence, we have shown that $\|I_1\| = O_p(m^{3/2} \log m/n)$.

We similarly vectorize I_3 and analyze $\text{vec}(I_3)$, following the steps in the proof of Lemma S5. First, we show that

$$\left\| \frac{1}{n} \sum_{i=1}^n (\mathbf{Z}_i - \mathbf{D}_i \boldsymbol{\pi}_0) \otimes (\mathbf{Z}_i - \mathbf{D}_i \boldsymbol{\pi}_0) \{\hat{\theta}^2(\mathbf{X}_i; \boldsymbol{\mu}) - \theta_0^2(\mathbf{X}_i; \boldsymbol{\mu})\} \right\| = o_p(\sqrt{m/n}). \quad (\text{S17})$$

Following the notations in (S14). We obtain the linearization of $\frac{1}{n} \sum_{i=1}^n (\mathbf{Z}_i - \mathbf{D}_i \boldsymbol{\pi}_0) \otimes (\mathbf{Z}_i - \mathbf{D}_i \boldsymbol{\pi}_0) \{\hat{\theta}^2(\mathbf{X}_i; \boldsymbol{\mu}) - \theta_0^2(\mathbf{X}_i; \boldsymbol{\mu})\}$ as $\frac{1}{n} \sum_{i=1}^n L(\mathbf{O}_i; \hat{\boldsymbol{\gamma}} - \boldsymbol{\gamma}_0, \boldsymbol{\mu}) = \frac{1}{n} \sum_{i=1}^n \{L(\mathbf{O}_i; \hat{\boldsymbol{\gamma}}, \boldsymbol{\mu}) - L(\mathbf{O}_i; \boldsymbol{\gamma}_0, \boldsymbol{\mu})\}$, where

$$L(\mathbf{O}; \boldsymbol{\gamma}, \boldsymbol{\mu}) = (\mathbf{Z} - \mathbf{D}\boldsymbol{\pi}_0) \otimes (\mathbf{Z} - \mathbf{D}\boldsymbol{\pi}_0) 2\theta_0(\mathbf{X}; \boldsymbol{\mu}) f_0(\mathbf{X})^{-1} \{-\theta_0(\mathbf{X}; \boldsymbol{\mu}) \boldsymbol{\gamma}_1(\mathbf{X}) + \boldsymbol{\gamma}_2(\mathbf{X}; \boldsymbol{\mu})\},$$

and the remainder term from the linearization is $o_p(\sqrt{m/n})$. Then, we have $\|\frac{1}{n} \sum_{i=1}^n L(\mathbf{O}_i; \hat{\boldsymbol{\gamma}} - \boldsymbol{\gamma}_0; \boldsymbol{\mu})\| = O_p(m/n)$. Thus, we have that (S17) is of order $o_p(\sqrt{m/n})$. We can also show that $\left\| \frac{1}{n} \sum_{i=1}^n (\mathbf{Z}_i - \mathbf{D}_i \boldsymbol{\pi}_0) \otimes (\mathbf{Z}_i - \mathbf{D}_i \boldsymbol{\pi}_0) \{\hat{\theta}^2(\mathbf{X}_i; \hat{\boldsymbol{\mu}}) - \hat{\theta}^2(\mathbf{X}_i; \boldsymbol{\mu}_0)\} \right\| = o_p(\sqrt{m^3 \log m/n})$. The other terms in I_3 can be shown similarly. Therefore, $\|I_3\| \leq \|I_3\|_F = \|\text{vec}(I_3)\| = o_p(\sqrt{m/n}) + o_p(\sqrt{m^3 \log m/n})$.

Next, notice that $\|I_2\|$ can be bounded by

$$\begin{aligned} & \left\| \frac{1}{n} \sum_{i=1}^n \left\{ (\mathbf{Z}_i - \mathbf{D}_i \hat{\boldsymbol{\pi}}) (\mathbf{Z}_i - \mathbf{D}_i \hat{\boldsymbol{\pi}})^T \hat{\Delta}_i - (\mathbf{Z}_i - \mathbf{D}_i \boldsymbol{\pi}_0) (\mathbf{Z}_i - \mathbf{D}_i \boldsymbol{\pi}_0)^T \Delta_i \right\} (\omega_0(\mathbf{X}_i) - \beta_0 \theta_0(\mathbf{X}_i)) \right\| \\ & + \left\| \frac{1}{n} \sum_{i=1}^n (\mathbf{Z}_i - \mathbf{D}_i \boldsymbol{\pi}_0) (\mathbf{Z}_i - \mathbf{D}_i \boldsymbol{\pi}_0)^T \Delta_i (\hat{\omega}(\mathbf{X}_i) - \beta_0 \hat{\theta}(\mathbf{X}_i) - \omega_0(\mathbf{X}_i) + \beta_0 \theta_0(\mathbf{X}_i)) \right\| \\ & + \|\text{Rem}_I\| \end{aligned}$$

where Rem_I is a higher order term, the above first term can be bounded in the same way as I_1 , the above second term can be bounded in the same way as I_3 .

Finally, we again use the matrix concentration inequality [Tropp \(2015, Theorem 1\)](#) to show that $\|I_4\| = \|\hat{\Omega}(\beta_0, \boldsymbol{\eta}_0) - \Omega(\beta_0, \boldsymbol{\eta}_0)\| = O_p(\sqrt{m \log m/n})$. We can show that the matrix variance parameter $v \leq Cm/n$ and the large deviation parameter $L^2 \leq Cm \log n/n^2$. Hence, the matrix variance parameter term v drives the order, and $E\|\hat{\Omega}(\beta_0, \boldsymbol{\eta}_0) - \Omega(\beta_0, \boldsymbol{\eta}_0)\|^2 \leq m \log m/n$. The result follows from Markov inequality.

Combining the above arguments, we have that $\|\hat{\Omega}(\beta_0, \boldsymbol{\eta}_0) - \Omega\| = O_p(\sqrt{m \log m/n}) + O_p(\sqrt{m^3(\log m)^2/n^2})$.

(ii)-(iii) The proof follows the same steps as in part (i) and is omitted.

(iv) Note that

$$\begin{aligned} & \sup_{\beta \in B} \|\hat{\Omega}(\beta, \hat{\boldsymbol{\eta}}) - \Omega(\beta, \boldsymbol{\eta}_0)\| \\ & \leq \frac{1}{n} \left\| \sum_{i=1}^n g_i(\beta_0, \hat{\boldsymbol{\eta}}) g_i(\beta_0, \hat{\boldsymbol{\eta}})^T - g_i g_i^T \right\| + \sup_{\beta \in B} |\beta - \beta_0| \frac{2}{n} \left\| \sum_{i=1}^n G_i(\hat{\boldsymbol{\eta}}) g_i(\beta_0, \hat{\boldsymbol{\eta}})^T - G_i g_i^T \right\| \\ & \quad + \sup_{\beta \in B} |\beta - \beta_0|^2 \frac{1}{n} \left\| \sum_{i=1}^n G_i(\hat{\boldsymbol{\eta}}) G_i(\hat{\boldsymbol{\eta}})^T - G_i G_i^T \right\|. \end{aligned}$$

The result follows from (i)-(iii) and the compactness of B .

(v) The proof follows the same steps as in part (iv). \square

Similar to Lemma S5', Lemma S6' is a parallel result to Lemma S6 assuming that $E(R_A R_Y | \mathbf{X} = \mathbf{x}) = \omega_0^T \mathbf{Q}$ and $E(R_A^2 | \mathbf{X} = \mathbf{x}) = \theta_0^T \mathbf{Q}$ are estimated using parametric methods.

Lemma S6': Suppose that Assumptions 2-5 hold. Also suppose that $E(R_A R_Y | \mathbf{X} = \mathbf{x}) = \omega_0^T \mathbf{Q}$ and $E(R_A^2 | \mathbf{X} = \mathbf{x}) = \theta_0^T \mathbf{Q}$, where \mathbf{Q} is a vector that includes all quadratic terms of \mathbf{X} . When $m^2/n \rightarrow 0$, Lemma S6 (i)-(v) hold.

Proof. (i) The proof is similar to the proof of (i) in Lemma S6. It suffices to prove the term I_3 . Note that

$$\left\| \frac{1}{n} \sum_{i=1}^n (\mathbf{Z}_i - \mathbf{D}_i \boldsymbol{\pi}_0) \otimes (\mathbf{Z}_i - \mathbf{D}_i \boldsymbol{\pi}_0) \{ \hat{\omega}^2(\mathbf{X}_i; \boldsymbol{\mu}) - \omega_0^2(\mathbf{X}_i; \boldsymbol{\mu}) \} \right\|^2 \leq \sum_{j=1}^m \left\| \sum_{i=1}^n S_{ij} \right\|^2 \|\hat{\boldsymbol{\omega}} - \boldsymbol{\omega}_0\|^2,$$

where $S_{ij} = \frac{1}{n}(\mathbf{Z}_i - \mathbf{D}_i\boldsymbol{\pi}_0)(Z_{ij} - \mathbf{X}_i^T\boldsymbol{\pi}_{j0})2\omega_0^T\mathbf{Q}_i\mathbf{Q}_i^T$. Then similar to the proof of Lemma S6, we have $\sum_{j=1}^m \|\sum_{i=1}^n S_{ij}\|^2 = O_p(m \log m/n)$. Then with $\hat{\boldsymbol{\omega}} - \boldsymbol{\omega}_0 = O_p(n^{-1/2}) + O_p(m \log m/n)$ proved in Lemma S5', we have

$$\begin{aligned} & \left\| \frac{1}{n} \sum_{i=1}^n (\mathbf{Z}_i - \mathbf{D}_i\boldsymbol{\pi}_0) \otimes (\mathbf{Z}_i - \mathbf{D}_i\boldsymbol{\pi}_0) \{\hat{\omega}^2(\mathbf{X}_i; \boldsymbol{\mu}) - \omega_0^2(\mathbf{X}_i; \boldsymbol{\mu})\} \right\| \\ &= O_p\left(\frac{\sqrt{m \log m}}{n} \left(1 + \frac{m \log m}{\sqrt{n}}\right)\right) = o_p(\sqrt{m/n}). \end{aligned}$$

Hence, I_3 is negligible compared to the other terms, and Lemma S6 (i) still holds.

(ii)-(v) The proof is the same as those in Lemma S6. □

Lemma S7. Under Assumptions 1-5, and $m^2/n \rightarrow 0$,

$$\sup_{\beta \in B} \mu_n^{-2} n |\hat{Q}(\beta, \hat{\boldsymbol{\eta}}) - Q(\beta, \boldsymbol{\eta}_0)| = o_p(1).$$

Proof. Note that by Assumption 5, $nE\{\|\hat{g}(\beta_0, \boldsymbol{\eta}_0)\|^2\}/m = \text{tr}(\Omega(\beta_0, \boldsymbol{\eta}_0))/m \leq C$, so by Markov inequality, $\|\hat{g}(\beta_0, \boldsymbol{\eta}_0)\| = O_p(\sqrt{m/n})$. Also by Lemma S2, Lemma S5, triangle inequality, the compactness of B , and $m^2/n \rightarrow 0$,

$$\begin{aligned} \sup_{\beta \in B} \|\hat{g}(\beta, \hat{\boldsymbol{\eta}})\| &= \sup_{\beta \in B} \|\hat{g}(\beta, \hat{\boldsymbol{\eta}}) - \hat{g}(\beta, \boldsymbol{\eta}_0) + \hat{g}(\beta, \boldsymbol{\eta}_0) - \hat{g}(\beta_0, \boldsymbol{\eta}_0) + \hat{g}(\beta_0, \boldsymbol{\eta}_0)\| \\ &\leq \sup_{\beta \in B} \|\hat{g}(\beta, \hat{\boldsymbol{\eta}}) - \hat{g}(\beta, \boldsymbol{\eta}_0)\| + \sup_{\beta \in B} \|\hat{g}(\beta, \boldsymbol{\eta}_0) - \hat{g}(\beta_0, \boldsymbol{\eta}_0)\| + \|\hat{g}(\beta_0, \boldsymbol{\eta}_0)\| \\ &= o_p(\sqrt{m}/\sqrt{n}) + O_p(\mu_n/\sqrt{n}) + O_p(\sqrt{m}/\sqrt{n}) \\ &= O_p(\mu_n/\sqrt{n}). \end{aligned} \tag{S18}$$

A useful implication of the above derivation is that $\|\hat{g}(\beta_0, \hat{\boldsymbol{\eta}})\| = O_p(\sqrt{m}/\sqrt{n})$.

Let $\hat{a}(\beta, \hat{\boldsymbol{\eta}}) = \mu_n^{-1} \sqrt{n} \Omega(\beta, \boldsymbol{\eta}_0)^{-1} \hat{g}(\beta, \hat{\boldsymbol{\eta}})$. By Assumption 5 and (S18),

$$\|\hat{a}(\beta, \hat{\boldsymbol{\eta}})\|^2 = \mu_n^{-2} n \hat{g}(\beta, \hat{\boldsymbol{\eta}})^T \Omega(\beta, \boldsymbol{\eta}_0)^{-1} \Omega(\beta, \boldsymbol{\eta}_0)^{-1} \hat{g}(\beta, \hat{\boldsymbol{\eta}}) \leq C \mu_n^{-2} n \|\hat{g}(\beta, \hat{\boldsymbol{\eta}})\|^2,$$

so that $\sup_{\beta \in B} \|\hat{a}(\beta, \hat{\boldsymbol{\eta}})\|^2 = O_p(1)$. Also, by Assumption 5 and Lemma S6, we have

$$|\xi_{\min}(\hat{\Omega}(\beta, \hat{\boldsymbol{\eta}})) - \xi_{\min}(\Omega(\beta, \boldsymbol{\eta}_0))| \leq \sup_{\beta \in B} \|\hat{\Omega}(\beta, \hat{\boldsymbol{\eta}}) - \Omega(\beta, \boldsymbol{\eta}_0)\| + o_p(1) = o_p(1), \quad (\text{S19})$$

so that $\xi_{\min}(\hat{\Omega}(\beta, \hat{\boldsymbol{\eta}})) \geq C$ and hence $\xi_{\max}(\hat{\Omega}(\beta, \hat{\boldsymbol{\eta}})^{-1}) \leq C$ for all $\beta \in B$, w.p.a.1.

Therefore,

$$\begin{aligned} \mu_n^{-2} n 2\hat{Q}(\beta, \hat{\boldsymbol{\eta}}) &= \hat{a}(\beta, \hat{\boldsymbol{\eta}})^T \Omega(\beta, \boldsymbol{\eta}_0) \hat{\Omega}(\beta, \hat{\boldsymbol{\eta}})^{-1} \Omega(\beta, \boldsymbol{\eta}_0) \hat{a}(\beta, \hat{\boldsymbol{\eta}}), \\ \mu_n^{-2} n 2\tilde{Q}(\beta, \hat{\boldsymbol{\eta}}) &= \hat{a}(\beta, \hat{\boldsymbol{\eta}})^T \Omega(\beta, \boldsymbol{\eta}_0) \hat{a}(\beta, \hat{\boldsymbol{\eta}}), \end{aligned}$$

and

$$\begin{aligned} &2\mu_n^{-2} n |\hat{Q}(\beta, \hat{\boldsymbol{\eta}}) - \tilde{Q}(\beta, \hat{\boldsymbol{\eta}})| \\ &\leq |\hat{a}(\beta, \hat{\boldsymbol{\eta}})^T \{\hat{\Omega}(\beta, \hat{\boldsymbol{\eta}}) - \Omega(\beta, \boldsymbol{\eta}_0)\} \hat{a}(\beta, \hat{\boldsymbol{\eta}})| \\ &\quad + |\hat{a}(\beta, \hat{\boldsymbol{\eta}})^T \{\hat{\Omega}(\beta, \hat{\boldsymbol{\eta}}) - \Omega(\beta, \boldsymbol{\eta}_0)\} \hat{\Omega}(\beta, \hat{\boldsymbol{\eta}})^{-1} \{\hat{\Omega}(\beta, \hat{\boldsymbol{\eta}}) - \Omega(\beta, \boldsymbol{\eta}_0)\} \hat{a}(\beta, \hat{\boldsymbol{\eta}})| \\ &\leq \|\hat{a}(\beta, \hat{\boldsymbol{\eta}})\|^2 \left\{ \|\hat{\Omega}(\beta, \hat{\boldsymbol{\eta}}) - \Omega(\beta, \boldsymbol{\eta}_0)\| + C \|\hat{\Omega}(\beta, \hat{\boldsymbol{\eta}}) - \Omega(\beta, \boldsymbol{\eta}_0)\|^2 \right\} = o_p(1). \end{aligned}$$

Consequently, we have shown that

$$\sup_{\beta \in B} \mu_n^{-2} n |\hat{Q}(\beta, \hat{\boldsymbol{\eta}}) - \tilde{Q}(\beta, \hat{\boldsymbol{\eta}})| = o_p(1). \quad (\text{S20})$$

Next, we show that

$$\sup_{\beta \in B} \mu_n^{-2} n |\tilde{Q}(\beta, \hat{\boldsymbol{\eta}}) - \tilde{Q}(\beta, \boldsymbol{\eta}_0)| = o_p(1).$$

This can be easily seen as

$$\begin{aligned}
& 2\mu_n^{-2}n|\tilde{Q}(\beta, \hat{\boldsymbol{\eta}}) - \tilde{Q}(\beta, \boldsymbol{\eta}_0)| \\
&= \mu_n^{-2}n|\hat{g}(\beta, \hat{\boldsymbol{\eta}})^T\Omega(\beta, \boldsymbol{\eta}_0)^{-1}\hat{g}(\beta, \hat{\boldsymbol{\eta}}) - \hat{g}(\beta, \boldsymbol{\eta}_0)^T\Omega(\beta, \boldsymbol{\eta}_0)^{-1}\hat{g}(\beta, \boldsymbol{\eta}_0)| \\
&= \mu_n^{-2}n\{|\hat{g}(\beta, \hat{\boldsymbol{\eta}}) - \hat{g}(\beta, \boldsymbol{\eta}_0)\}^T\Omega(\beta, \boldsymbol{\eta}_0)^{-1}\hat{g}(\beta, \hat{\boldsymbol{\eta}}) + \hat{g}(\beta, \boldsymbol{\eta}_0)^T\Omega(\beta, \boldsymbol{\eta}_0)^{-1}\{|\hat{g}(\beta, \hat{\boldsymbol{\eta}}) - \hat{g}(\beta, \boldsymbol{\eta}_0)\}| \\
&\leq \mu_n^{-2}n\{|\hat{g}(\beta, \hat{\boldsymbol{\eta}}) - \hat{g}(\beta, \boldsymbol{\eta}_0)\}^T\Omega(\beta, \boldsymbol{\eta}_0)^{-1}\hat{g}(\beta, \hat{\boldsymbol{\eta}}) + \mu_n^{-2}n|\hat{g}(\beta, \boldsymbol{\eta}_0)^T\Omega(\beta, \boldsymbol{\eta}_0)^{-1}\{|\hat{g}(\beta, \hat{\boldsymbol{\eta}}) - \hat{g}(\beta, \boldsymbol{\eta}_0)\}| \\
&\leq \mu_n^{-2}nC\|\hat{g}(\beta, \hat{\boldsymbol{\eta}}) - \hat{g}(\beta, \boldsymbol{\eta}_0)\|\|\hat{g}(\beta, \hat{\boldsymbol{\eta}})\| + \mu_n^{-2}nC\|\hat{g}(\beta, \boldsymbol{\eta}_0)\|\|\hat{g}(\beta, \hat{\boldsymbol{\eta}}) - \hat{g}(\beta, \boldsymbol{\eta}_0)\| \\
&\leq \mu_n^{-2}nC\sup_{\beta \in B}\|\hat{g}(\beta, \hat{\boldsymbol{\eta}}) - \hat{g}(\beta, \boldsymbol{\eta}_0)\|\sup_{\beta \in B}\|\hat{g}(\beta, \hat{\boldsymbol{\eta}})\| \\
&\quad + \mu_n^{-2}nC\sup_{\beta \in B}\|\hat{g}(\beta, \boldsymbol{\eta}_0)\|\sup_{\beta \in B}\|\hat{g}(\beta, \hat{\boldsymbol{\eta}}) - \hat{g}(\beta, \boldsymbol{\eta}_0)\| \\
&= o_p(1)
\end{aligned}$$

where the last line is from Lemma S5, $\sup_{\beta \in B}\|\hat{g}(\beta, \boldsymbol{\eta}_0)\| = O_p(\mu_n/\sqrt{n})$ and $\sup_{\beta \in B}\|\hat{g}(\beta, \hat{\boldsymbol{\eta}})\| = O_p(\mu_n/\sqrt{n})$ from (S18), and $m^2/n \rightarrow 0$.

Finally, it remains to show that

$$\sup_{\beta \in B}\mu_n^{-2}n|\tilde{Q}(\beta, \boldsymbol{\eta}_0) - Q(\beta, \boldsymbol{\eta}_0)| = o_p(1).$$

For $\beta, \beta' \in B$, let $Q(\beta', \beta, \boldsymbol{\eta}_0) = E\{g_i(\beta', \boldsymbol{\eta}_0)^T\}\Omega(\beta, \boldsymbol{\eta}_0)^{-1}E\{g_i(\beta', \boldsymbol{\eta}_0)\}/2 + m/(2n)$ and $a(\beta', \beta, \boldsymbol{\eta}_0) = \mu_n^{-1}\sqrt{n}\Omega(\beta, \boldsymbol{\eta}_0)^{-1}E\{g_i(\beta', \boldsymbol{\eta}_0)\}$. By Assumption 5 and Lemma S2, $\sup_{\beta \in B, \beta' \in B}\|a(\beta', \beta, \boldsymbol{\eta}_0)\| \leq C$. Then, by Lemma S3, it follows that

$$\begin{aligned}
& \mu_n^{-2}n|Q(\beta', \beta', \boldsymbol{\eta}_0) - Q(\beta', \beta, \boldsymbol{\eta}_0)| = |a(\beta', \beta', \boldsymbol{\eta}_0)^T\{\Omega(\beta', \boldsymbol{\eta}_0) - \Omega(\beta, \boldsymbol{\eta}_0)\}a(\beta', \beta, \boldsymbol{\eta}_0)| \\
& \leq C|\beta' - \beta|.
\end{aligned}$$

Also, by triangle inequality, Assumption 5 and Lemma S2,

$$\begin{aligned}
& \mu_n^{-2}n|Q(\beta', \beta, \boldsymbol{\eta}_0) - Q(\beta, \beta, \boldsymbol{\eta}_0)| \\
& \leq C\mu_n^{-2}n[\|E\{g_i(\beta', \boldsymbol{\eta}_0)\} - E\{g_i(\beta, \boldsymbol{\eta}_0)\}\| + \|E\{g_i(\beta', \boldsymbol{\eta}_0)\}\|\|E\{g_i(\beta', \boldsymbol{\eta}_0)\} - E\{g_i(\beta, \boldsymbol{\eta}_0)\}\|] \\
& \leq C|\beta' - \beta|.
\end{aligned}$$

Then by triangle inequality, it follows that $\mu_n^{-2}n|Q(\beta', \boldsymbol{\eta}_0) - Q(\beta, \boldsymbol{\eta}_0)| = \mu_n^{-2}n|Q(\beta', \beta', \boldsymbol{\eta}_0) - Q(\beta, \beta, \boldsymbol{\eta}_0)| \leq C|\beta' - \beta|$. Therefore, $\mu_n^{-2}nQ(\beta, \boldsymbol{\eta}_0)$ is equicontinuous for $\beta, \beta' \in B$. An analogous argument with $\tilde{Q}(\beta', \beta, \boldsymbol{\eta}_0) = \hat{g}(\beta', \boldsymbol{\eta}_0)^T \Omega(\beta, \boldsymbol{\eta}_0)^{-1} \hat{g}(\beta', \boldsymbol{\eta}_0)/2$ and $\hat{a}(\beta', \beta, \boldsymbol{\eta}_0) = \mu_n^{-1} \sqrt{n} \Omega(\beta, \boldsymbol{\eta}_0) \hat{g}(\beta', \boldsymbol{\eta}_0)$ replacing $Q(\beta', \beta, \boldsymbol{\eta}_0)$ and $a(\beta', \beta)$, respectively, implies that $\mu_n^{-2}n|\tilde{Q}(\beta', \boldsymbol{\eta}_0) - \tilde{Q}(\beta, \boldsymbol{\eta}_0)| \leq \hat{M} \|\tilde{\beta} - \beta\|$ for $\beta, \beta' \in B$, with $\hat{M} = O_p(1)$, giving stochastic equicontinuity of $\mu_n^{-2}n\tilde{Q}(\beta, \boldsymbol{\eta}_0)$.

Since $\mu_n^{-2}nQ(\beta, \boldsymbol{\eta}_0)$ and $\mu_n^{-2}n\tilde{Q}(\beta, \boldsymbol{\eta}_0)$ are stochastically equicontinuous, it suffices by Theorem 2.1 of [Newey \(1991\)](#) to show that

$$\mu_n^{-2}n\tilde{Q}(\beta, \boldsymbol{\eta}_0) = \mu_n^{-2}nQ(\beta, \boldsymbol{\eta}_0) + o_p(1)$$

for each β . Applying Lemma A1 of [Newey and Windmeijer \(2009\)](#) with $Y_i = Z_i = g_i(\beta, \boldsymbol{\eta}_0)$, $A = \Omega(\beta, \boldsymbol{\eta}_0)^{-1}$, and $a_n = \mu_n^2$. By Assumption 5, $\xi_{\max}(A^T A) = \xi_{\max}(A A^T) = \xi_{\max}\{\Omega(\beta, \boldsymbol{\eta}_0)^{-2}\} \leq C$, $\xi_{\max}(\Sigma_{YY}) = \xi_{\max}\{\Omega(\beta, \boldsymbol{\eta}_0)\} \leq C$, $E\{(Y_i^T Y_i)^2\}/(na_n^2) = E[\{g_i(\beta, \boldsymbol{\eta}_0)^T g_i(\beta, \boldsymbol{\eta}_0)\}^2]/(n\mu_n^4) \rightarrow 0$ from Lemma S4, and $n\mu_Y^T \mu_Y / a_n^2 \leq C\{nQ(\beta, \boldsymbol{\eta}_0)/\mu_n^2 - m/\mu_n^2\}/\mu_n^2 \rightarrow 0$ from the equicontinuity of $\mu_n^{-2}nQ(\beta, \boldsymbol{\eta}_0)$. Thus, the conditions of Lemma A1 of [Newey and Windmeijer \(2009\)](#) are satisfied. Note that $A\Sigma_{YZ}^T = A\Sigma_{ZZ} = A\Sigma_{YY} = mI_m\mu_n^2$, so by the Lemma A1,

$$\begin{aligned} \mu_n^{-2}n\tilde{Q}(\beta, \boldsymbol{\eta}_0) &= \text{tr}(I_m)/\mu_n^2 + \mu_n^{-2}nE\{g_i(\beta, \boldsymbol{\eta}_0)^T\}\Omega(\beta, \boldsymbol{\eta}_0)^{-1}E\{g_i(\beta, \boldsymbol{\eta}_0)\} + o_p(1) \\ &= \mu_n^{-2}nQ(\beta, \boldsymbol{\eta}_0) + o_p(1). \end{aligned}$$

This completes the proof. □

Lemma S8. *Under Assumptions 1-6, and $m^3/n \rightarrow 0$,*

$$n\mu_n^{-1}\partial\hat{Q}(\beta, \hat{\boldsymbol{\eta}})/\partial\beta|_{\beta=\beta_0} = n\mu_n^{-1}\partial\tilde{Q}(\beta, \hat{\boldsymbol{\eta}})/\partial\beta|_{\beta=\beta_0} + o_p(1).$$

Proof. Notice that

$$\frac{\partial\Omega(\beta, \boldsymbol{\eta}_0)^{-1}}{\partial\beta}\Big|_{\beta=\beta_0} = -\Omega^{-1}\left[\frac{\partial\Omega(\beta, \boldsymbol{\eta}_0)}{\partial\beta}\right]\Big|_{\beta=\beta_0}\Omega^{-1} = -\Omega^{-1}E\{g_i G_i^T + G_i g_i^T\}\Omega^{-1}.$$

Recall that $\tilde{Q}(\beta, \hat{\boldsymbol{\eta}}) = \hat{g}(\beta, \hat{\boldsymbol{\eta}})^T \Omega(\beta, \boldsymbol{\eta}_0)^{-1} \hat{g}(\beta, \hat{\boldsymbol{\eta}}) / 2$, which is the same with $\hat{Q}(\beta, \hat{\boldsymbol{\eta}})$ but with $\hat{\Omega}(\beta, \hat{\boldsymbol{\eta}})$ replaced by $\Omega(\beta, \boldsymbol{\eta}_0)$. Differentiating $\tilde{Q}(\beta, \hat{\boldsymbol{\eta}})$ with respect to β , we have

$$\begin{aligned}
\frac{\partial \tilde{Q}(\beta, \hat{\boldsymbol{\eta}})}{\partial \beta} \Big|_{\beta=\beta_0} &= \hat{g}(\beta_0, \hat{\boldsymbol{\eta}})^T \Omega^{-1} \frac{1}{n} \sum_{i=1}^n G_i(\hat{\boldsymbol{\eta}}) - \frac{1}{2} \hat{g}(\beta_0, \hat{\boldsymbol{\eta}})^T \Omega^{-1} E\{g_i G_i^T + G_i g_i^T\} \Omega^{-1} \hat{g}(\beta_0, \hat{\boldsymbol{\eta}}) \\
&= \hat{g}(\beta_0, \hat{\boldsymbol{\eta}})^T \Omega^{-1} \frac{1}{n} \sum_{i=1}^n G_i(\hat{\boldsymbol{\eta}}) - \hat{g}(\beta_0, \hat{\boldsymbol{\eta}})^T \Omega^{-1} E\{G_i g_i^T\} \Omega^{-1} \hat{g}(\beta_0, \hat{\boldsymbol{\eta}}) \\
&= \hat{g}(\beta_0, \hat{\boldsymbol{\eta}})^T \Omega^{-1} \frac{1}{n} \sum_{i=1}^n \left[G_i(\hat{\boldsymbol{\eta}}) - E\{G_i g_i^T\} \Omega^{-1} g_i(\beta_0, \hat{\boldsymbol{\eta}}) \right] \\
&= \frac{1}{n^2} \sum_{i,j=1}^n \left\{ G + \underbrace{G_i(\hat{\boldsymbol{\eta}}) - G - E(G_i g_i^T) \Omega^{-1} g_i(\beta_0, \hat{\boldsymbol{\eta}})}_{\tilde{U}_i} \right\}^T \Omega^{-1} g_j(\beta_0, \hat{\boldsymbol{\eta}}) \\
&= G^T \Omega^{-1} \hat{g}(\beta_0, \hat{\boldsymbol{\eta}}) + \left\{ n^{-1} \sum_{i=1}^n \tilde{U}_i \right\}^T \Omega^{-1} \hat{g}(\beta_0, \hat{\boldsymbol{\eta}}).
\end{aligned}$$

Similarly, we can derive that

$$\frac{\partial \hat{Q}(\beta, \hat{\boldsymbol{\eta}})}{\partial \beta} \Big|_{\beta=\beta_0} = G^T \hat{\Omega}(\beta_0, \hat{\boldsymbol{\eta}})^{-1} \hat{g}(\beta_0, \hat{\boldsymbol{\eta}}) + \left\{ n^{-1} \sum_{i=1}^n \check{U}_i \right\}^T \hat{\Omega}(\beta_0, \hat{\boldsymbol{\eta}})^{-1} \hat{g}(\beta_0, \hat{\boldsymbol{\eta}}),$$

where

$$\check{U}_i = G_i(\hat{\boldsymbol{\eta}}) - G - \left(n^{-1} \sum_{i=1}^n G_i(\hat{\boldsymbol{\eta}}) g_i(\beta_0, \hat{\boldsymbol{\eta}})^T \right) \hat{\Omega}(\beta_0, \hat{\boldsymbol{\eta}})^{-1} g_i(\beta_0, \hat{\boldsymbol{\eta}}).$$

Hence, it suffices to show that

- (a) $n\mu_n^{-1} (n^{-1} \sum_{i=1}^n \check{U}_i - \tilde{U}_i)^T \hat{\Omega}(\beta_0, \hat{\boldsymbol{\eta}})^{-1} \hat{g}(\beta_0, \hat{\boldsymbol{\eta}}) = o_p(1)$;
- (b) $n\mu_n^{-1} (n^{-1} \sum_{i=1}^n \tilde{U}_i)^T \{ \hat{\Omega}(\beta_0, \hat{\boldsymbol{\eta}})^{-1} - \Omega^{-1} \} \hat{g}(\beta_0, \hat{\boldsymbol{\eta}}) = o_p(1)$;
- (c) $n\mu_n^{-1} G^T \{ \hat{\Omega}(\beta_0, \hat{\boldsymbol{\eta}})^{-1} - \Omega^{-1} \} \hat{g}(\beta_0, \hat{\boldsymbol{\eta}}) = o_p(1)$.

For part (a), we have

$$\begin{aligned}
& n\mu_n^{-1}(n^{-1}\sum_{i=1}^n\check{U}_i - \tilde{U}_i)^T\hat{\Omega}(\beta_0, \hat{\boldsymbol{\eta}})^{-1}\hat{g}(\beta_0, \hat{\boldsymbol{\eta}}) \\
&= n\mu_n^{-1}\hat{g}(\beta_0, \hat{\boldsymbol{\eta}})\left\{E(G_i g_i^T)\Omega^{-1} - \left(n^{-1}\sum_{i=1}^n G_i(\hat{\boldsymbol{\eta}})g_i(\beta_0, \hat{\boldsymbol{\eta}})^T\right)\hat{\Omega}(\beta_0, \hat{\boldsymbol{\eta}})^{-1}\right\}^T \hat{\Omega}(\beta_0, \hat{\boldsymbol{\eta}})^{-1}\hat{g}(\beta_0, \hat{\boldsymbol{\eta}}) \\
&\leq C\mu_n^{-1}n\|\hat{g}(\beta_0, \hat{\boldsymbol{\eta}})\|^2\left\|E(G_i g_i^T)\Omega^{-1} - \left(n^{-1}\sum_{i=1}^n G_i(\hat{\boldsymbol{\eta}})g_i(\beta_0, \hat{\boldsymbol{\eta}})^T\right)\hat{\Omega}(\beta_0, \hat{\boldsymbol{\eta}})^{-1}\right\| \\
&= C\mu_n^{-1}n\|\hat{g}(\beta_0, \hat{\boldsymbol{\eta}})\|^2 \\
&\quad \left\|E(G_i g_i^T)\{\Omega^{-1} - \hat{\Omega}(\beta_0, \hat{\boldsymbol{\eta}})^{-1}\} - \left(n^{-1}\sum_{i=1}^n G_i(\hat{\boldsymbol{\eta}})g_i(\beta_0, \hat{\boldsymbol{\eta}})^T - E(G_i g_i^T)\right)\hat{\Omega}(\beta_0, \hat{\boldsymbol{\eta}})^{-1}\right\| \\
&\leq C\mu_n^{-1}n\|\hat{g}(\beta_0, \hat{\boldsymbol{\eta}})\|^2\left\|E(G_i g_i^T)\{\Omega^{-1} - \hat{\Omega}(\beta_0, \hat{\boldsymbol{\eta}})^{-1}\}\right\| \\
&\quad + C\mu_n^{-1}n\|\hat{g}(\beta_0, \hat{\boldsymbol{\eta}})\|^2\left\|\left(n^{-1}\sum_{i=1}^n G_i(\hat{\boldsymbol{\eta}})g_i(\beta_0, \hat{\boldsymbol{\eta}})^T - E(G_i g_i^T)\right)\hat{\Omega}(\beta_0, \hat{\boldsymbol{\eta}})^{-1}\right\| \\
&\leq C\mu_n^{-1}n\|\hat{g}(\beta_0, \hat{\boldsymbol{\eta}})\|^2\left\|\Omega^{-1}\{\hat{\Omega}(\beta_0, \hat{\boldsymbol{\eta}}) - \Omega\}\hat{\Omega}(\beta_0, \hat{\boldsymbol{\eta}})^{-1}\right\| \\
&\quad + C\mu_n^{-1}n\|\hat{g}(\beta_0, \hat{\boldsymbol{\eta}})\|^2\left\|\left(n^{-1}\sum_{i=1}^n G_i(\hat{\boldsymbol{\eta}})g_i(\beta_0, \hat{\boldsymbol{\eta}})^T - E(G_i g_i^T)\right)\hat{\Omega}(\beta_0, \hat{\boldsymbol{\eta}})^{-1}\right\| \\
&\leq C\mu_n^{-1}\underbrace{n\|\hat{g}(\beta_0, \hat{\boldsymbol{\eta}})\|^2}_{O_p(m)}\left\{\left\|\hat{\Omega}(\beta_0, \hat{\boldsymbol{\eta}}) - \Omega\right\| + \left\|n^{-1}\sum_{i=1}^n G_i(\hat{\boldsymbol{\eta}})g_i(\beta_0, \hat{\boldsymbol{\eta}})^T - E(G_i g_i^T)\right\|\right\} \\
&= o_p(1)
\end{aligned}$$

using $n\|\hat{g}(\beta_0, \hat{\boldsymbol{\eta}})\|^2 = O_p(m)$ shown in (S18), $\xi_{\max}\{\hat{\Omega}(\beta_0, \hat{\boldsymbol{\eta}})^{-1}\} \leq C$ shown below (S19), $\xi_{\max}(\Omega^{-1}) \leq C$, $\xi_{\max}\{E(G_i g_i^T)\} \leq C$, $\xi_{\max}\{E(G_i G_i^T)\} < C$, and $\xi_{\max}\{E(g_i g_i^T)\} \leq C$ from Assumption 5, Lemma S6(i)-(ii), and $m/\mu_n^2 \leq C$ from Assumption 1.

For part (b), notice first that from U_i being the residual and Assumption 6, we have $E(U_i) = 0$ and $E(\|U_i\|^2) \leq E(\|G_i\|^2) \leq Cm$. From Markov inequality, $\frac{1}{\sqrt{nm}}\|\sum_{i=1}^n U_i\| =$

$O_p(1)$. Moreover,

$$\begin{aligned}
& \left\| \frac{1}{\sqrt{n}} \sum_{i=1}^n (\tilde{U}_i - U_i) \right\| \tag{S21} \\
&= \left\| \frac{1}{\sqrt{n}} \sum_{i=1}^n \{G_i(\hat{\boldsymbol{\eta}}) - G_i - E(G_i g_i^T) \Omega^{-1} (g_i(\beta_0, \hat{\boldsymbol{\eta}}) - g_i)\} \right\| \\
&= \left\| \frac{1}{\sqrt{n}} \sum_{i=1}^n \{G_i(\hat{\boldsymbol{\eta}}) - G_i\} \right\| + \left\| \frac{1}{\sqrt{n}} \sum_{i=1}^n E(G_i g_i^T) \Omega^{-1} (g_i(\beta_0, \hat{\boldsymbol{\eta}}) - g_i) \right\| \\
&\leq \left\| \frac{1}{\sqrt{n}} \sum_{i=1}^n \{G_i(\hat{\boldsymbol{\eta}}) - G_i\} \right\| + C\sqrt{n} \|\hat{g}_i(\beta_0, \hat{\boldsymbol{\eta}}) - \hat{g}(\beta_0, \boldsymbol{\eta}_0)\| \\
&= o_p(1)
\end{aligned}$$

where the fourth line is because $\xi_{\max}(\Omega^{-1}) \leq C$ and $\xi_{\max}\{E(G_i g_i^T)\} \leq C$, the last line is from Lemma S5(i)-(ii). Hence, $\frac{1}{\sqrt{nm}} \|\sum_{i=1}^n \tilde{U}_i\| = O_p(1)$. In consequence, by Lemma S6(i), and (S18),

$$\begin{aligned}
& n\mu_n^{-1} (n^{-1} \sum_{i=1}^n \tilde{U}_i)^T \{\hat{\Omega}(\beta_0, \hat{\boldsymbol{\eta}})^{-1} - \Omega^{-1}\} \hat{g}(\beta_0, \hat{\boldsymbol{\eta}}) \\
&= \left(\frac{1}{\sqrt{nm}} \sum_{i=1}^n \tilde{U}_i \right)^T \sqrt{m} \{\hat{\Omega}(\beta_0, \hat{\boldsymbol{\eta}})^{-1} - \Omega^{-1}\} \mu_n^{-1} \sqrt{n} \hat{g}(\beta_0, \hat{\boldsymbol{\eta}}) \\
&\leq \underbrace{\left\| \frac{1}{\sqrt{nm}} \sum_{i=1}^n \tilde{U}_i \right\|}_{O_p(1)} \underbrace{\left\| \sqrt{m} \{\hat{\Omega}(\beta_0, \hat{\boldsymbol{\eta}})^{-1} - \Omega^{-1}\} \right\|}_{o_p(1)} \underbrace{\left\| \mu_n^{-1} \sqrt{n} \hat{g}(\beta_0, \hat{\boldsymbol{\eta}}) \right\|}_{O_p(1)} \\
&= o_p(1).
\end{aligned}$$

Part (c) can be shown in a similar fashion as the Part (b). Specifically,

$$\begin{aligned}
& n\mu_n^{-1} G^T \{\hat{\Omega}(\beta_0, \hat{\boldsymbol{\eta}})^{-1} - \Omega^{-1}\} \hat{g}(\beta_0, \hat{\boldsymbol{\eta}}) \\
&\leq \underbrace{\|\sqrt{n}\mu_n^{-1} G\|}_{O(1)} \underbrace{\left\| \sqrt{m} \{\hat{\Omega}(\beta_0, \hat{\boldsymbol{\eta}})^{-1} - \Omega^{-1}\} \right\|}_{o_p(1)} \underbrace{\left\| \sqrt{nm}^{-1/2} \hat{g}(\beta_0, \hat{\boldsymbol{\eta}}) \right\|}_{O_p(1)} = o_p(1).
\end{aligned}$$

□

Lemma S9. *Under Assumptions 1-6, and $m^3/n \rightarrow 0$,*

$$n\mu_n^{-2} \sup_{\beta \in B} \left| \frac{\partial^2 \hat{Q}(\beta, \hat{\boldsymbol{\eta}})}{\partial \beta^2} - \frac{\partial^2 \hat{Q}(\beta, \boldsymbol{\eta}_0)}{\partial \beta^2} \right| = o_p(1).$$

Proof. Recall that we have shown $\sup_{\beta \in B} \|\hat{g}(\beta, \hat{\boldsymbol{\eta}})\| = O_p(\mu_n/\sqrt{n})$ and $\sup_{\beta \in B} \|\hat{g}(\beta, \boldsymbol{\eta}_0)\| = O_p(\mu_n/\sqrt{n})$ in (S18). Similar to the proof of (S18), we can show that $nE\{\|\hat{G}(\boldsymbol{\eta}_0)\|^2\}/m \leq nE\{\|\hat{G}(\boldsymbol{\eta}_0) - G\|^2\}/m + n\|G\|^2/m = E\{G_i^T G_i\}/m + \Theta(\mu_n^2/m) \leq \text{tr}\{E(G_i G_i^T)\}/m + \Theta(\mu_n^2/m) \leq C + \Theta(\mu_n^2/m)$ from Assumption 5(i) and

$$\|\hat{G}(\hat{\boldsymbol{\eta}})\| = \|\hat{G}(\hat{\boldsymbol{\eta}}) - \hat{G}(\boldsymbol{\eta}_0)\| + \|\hat{G}(\boldsymbol{\eta}_0)\| = o_p(n^{-1/2}) + O_p(\sqrt{\mu_n^2/n}) = O_p(\sqrt{\mu_n^2/n}).$$

Then we calculate

$$\begin{aligned} \frac{\partial \hat{\Omega}(\beta, \boldsymbol{\eta})}{\partial \beta} &= \frac{\partial}{\partial \beta} \left\{ \frac{1}{n} \sum_{i=1}^n g_i(\beta, \boldsymbol{\eta}) g_i(\beta, \boldsymbol{\eta})^T \right\} = \frac{1}{n} \sum_{i=1}^n \{ G_i(\boldsymbol{\eta}) g_i(\beta, \boldsymbol{\eta})^T + g_i(\beta, \boldsymbol{\eta}) G_i(\boldsymbol{\eta})^T \}, \\ \frac{\partial^2 \hat{\Omega}(\beta, \boldsymbol{\eta})}{\partial \beta^2} &= \frac{2}{n} \sum_{i=1}^n G_i(\boldsymbol{\eta}) G_i(\boldsymbol{\eta})^T, \end{aligned}$$

and

$$\begin{aligned} \frac{\partial^2 \hat{Q}(\beta, \boldsymbol{\eta})}{\partial \beta^2} &= -2\hat{G}(\boldsymbol{\eta})^T \hat{\Omega}(\beta, \boldsymbol{\eta})^{-1} \frac{\partial \hat{\Omega}(\beta, \boldsymbol{\eta})}{\partial \beta} \hat{\Omega}(\beta, \boldsymbol{\eta})^{-1} \hat{g}(\beta, \boldsymbol{\eta}) \\ &\quad + \hat{G}(\boldsymbol{\eta})^T \hat{\Omega}(\beta, \boldsymbol{\eta})^{-1} \hat{G}(\boldsymbol{\eta}) \\ &\quad + \hat{g}(\beta, \boldsymbol{\eta})^T \hat{\Omega}(\beta, \boldsymbol{\eta})^{-1} \frac{\partial \hat{\Omega}(\beta, \boldsymbol{\eta})}{\partial \beta} \hat{\Omega}(\beta, \boldsymbol{\eta})^{-1} \frac{\partial \hat{\Omega}(\beta, \boldsymbol{\eta})}{\partial \beta} \hat{\Omega}(\beta, \boldsymbol{\eta})^{-1} \hat{g}(\beta, \boldsymbol{\eta}) \\ &\quad - \frac{1}{2} \hat{g}(\beta, \boldsymbol{\eta})^T \hat{\Omega}(\beta, \boldsymbol{\eta})^{-1} \frac{\partial^2 \hat{\Omega}(\beta, \boldsymbol{\eta})}{\partial \beta^2} \hat{\Omega}(\beta, \boldsymbol{\eta})^{-1} \hat{g}(\beta, \boldsymbol{\eta}) \\ &:= -2J_1(\beta, \boldsymbol{\eta}) + J_2(\beta, \boldsymbol{\eta}) + J_3(\beta, \boldsymbol{\eta}) - \frac{1}{2} J_4(\beta, \boldsymbol{\eta}). \end{aligned}$$

Next, we show that $n\mu_n^{-2} \sup_{\beta \in B} \|J_1(\beta, \hat{\boldsymbol{\eta}}) - J_1(\beta, \boldsymbol{\eta}_0)\| = o_p(1)$. Note that

$$\begin{aligned}
& J_1(\beta, \hat{\boldsymbol{\eta}}) - J_1(\beta, \boldsymbol{\eta}_0) \\
&= \hat{G}(\hat{\boldsymbol{\eta}})^T \hat{\Omega}(\beta, \hat{\boldsymbol{\eta}})^{-1} \frac{\partial \hat{\Omega}(\beta, \hat{\boldsymbol{\eta}})}{\partial \beta} \hat{\Omega}(\beta, \hat{\boldsymbol{\eta}})^{-1} \hat{g}(\beta, \hat{\boldsymbol{\eta}}) - \hat{G}(\boldsymbol{\eta}_0)^T \hat{\Omega}(\beta, \boldsymbol{\eta}_0)^{-1} \frac{\partial \hat{\Omega}(\beta, \boldsymbol{\eta}_0)}{\partial \beta} \hat{\Omega}(\beta, \boldsymbol{\eta}_0)^{-1} \hat{g}(\beta, \boldsymbol{\eta}_0) \\
&= \hat{G}(\hat{\boldsymbol{\eta}})^T \hat{\Omega}(\beta, \hat{\boldsymbol{\eta}})^{-1} \left\{ \frac{\partial \hat{\Omega}(\beta, \hat{\boldsymbol{\eta}})}{\partial \beta} - \frac{\partial \hat{\Omega}(\beta, \boldsymbol{\eta}_0)}{\partial \beta} \right\} \hat{\Omega}(\beta, \hat{\boldsymbol{\eta}})^{-1} \hat{g}(\beta, \hat{\boldsymbol{\eta}}) \\
&\quad + \left\{ \hat{G}(\hat{\boldsymbol{\eta}}) - \hat{G}(\boldsymbol{\eta}_0) \right\}^T \hat{\Omega}(\beta, \hat{\boldsymbol{\eta}})^{-1} \frac{\partial \hat{\Omega}(\beta, \boldsymbol{\eta}_0)}{\partial \beta} \hat{\Omega}(\beta, \hat{\boldsymbol{\eta}})^{-1} \hat{g}(\beta, \hat{\boldsymbol{\eta}}) \\
&\quad + \hat{G}(\boldsymbol{\eta}_0)^T \hat{\Omega}(\beta, \hat{\boldsymbol{\eta}})^{-1} \frac{\partial \hat{\Omega}(\beta, \boldsymbol{\eta}_0)}{\partial \beta} \hat{\Omega}(\beta, \hat{\boldsymbol{\eta}})^{-1} \{ \hat{g}(\beta, \hat{\boldsymbol{\eta}}) - \hat{g}(\beta, \boldsymbol{\eta}_0) \} \\
&\quad + \hat{G}(\boldsymbol{\eta}_0)^T \hat{\Omega}(\beta, \hat{\boldsymbol{\eta}})^{-1} \frac{\partial \hat{\Omega}(\beta, \boldsymbol{\eta}_0)}{\partial \beta} \{ \hat{\Omega}(\beta, \hat{\boldsymbol{\eta}})^{-1} - \hat{\Omega}(\beta, \boldsymbol{\eta}_0)^{-1} \} \hat{g}(\beta, \boldsymbol{\eta}_0) \\
&\quad + \hat{G}(\boldsymbol{\eta}_0)^T \{ \hat{\Omega}(\beta, \hat{\boldsymbol{\eta}})^{-1} - \hat{\Omega}(\beta, \boldsymbol{\eta}_0)^{-1} \} \frac{\partial \hat{\Omega}(\beta, \boldsymbol{\eta}_0)}{\partial \beta} \hat{\Omega}(\beta, \boldsymbol{\eta}_0)^{-1} \hat{g}(\beta, \boldsymbol{\eta}_0). \\
&:= J_{11} + J_{12} + J_{13} + J_{14} + J_{15}.
\end{aligned}$$

For term J_{11} , from Lemma S6(v),

$$\sup_{\beta \in B} \left\| \frac{\partial \hat{\Omega}(\beta, \hat{\boldsymbol{\eta}})}{\partial \beta} - \frac{\partial \hat{\Omega}(\beta, \boldsymbol{\eta}_0)}{\partial \beta} \right\| \leq 2 \sup_{\beta \in B} \left\| \frac{1}{n} \sum_{i=1}^n G_i(\hat{\boldsymbol{\eta}}) g_i(\beta, \hat{\boldsymbol{\eta}})^T - G_i(\boldsymbol{\eta}_0) g_i(\beta, \boldsymbol{\eta}_0)^T \right\| = o_p(m^{-1/2}).$$

Hence, from $\xi_{\max}(\hat{\Omega}(\beta, \hat{\boldsymbol{\eta}})^{-1}) \leq C$ for all $\beta \in B$, w.p.a.1 in (S19), we have that

$$\begin{aligned}
\sup_{\beta \in B} \|J_{11}\| &\leq C \|\hat{G}(\hat{\boldsymbol{\eta}})\| \sup_{\beta \in B} \left\| \frac{\partial \hat{\Omega}(\beta, \hat{\boldsymbol{\eta}})}{\partial \beta} - \frac{\partial \hat{\Omega}(\beta, \boldsymbol{\eta}_0)}{\partial \beta} \right\| \sup_{\beta \in B} \|\hat{g}(\beta, \hat{\boldsymbol{\eta}})\| \\
&= O_p(\sqrt{\mu_n^2/n}) o_p(m^{-1/2}) O_p(\mu_n/\sqrt{n}) = o_p(\mu_n^2/(n\sqrt{m})).
\end{aligned}$$

For term J_{12} , from $\xi_{\max}\{E(G_i g_i(\beta, \boldsymbol{\eta}_0)^T)\} \leq C$, and Lemma S6, we have that w.p.a.1, $\xi_{\max}\{\partial \hat{\Omega}(\beta, \boldsymbol{\eta}_0)/\partial \beta\} \leq C$ for all $\beta \in B$. Then, from Lemma S5, we have that

$$\sup_{\beta \in B} \|J_{12}\| \leq C \|\hat{G}(\hat{\boldsymbol{\eta}}) - \hat{G}(\boldsymbol{\eta}_0)\| \sup_{\beta \in B} \|\hat{g}(\beta, \hat{\boldsymbol{\eta}})\| = o_p(n^{-1/2}) O_p(\mu_n/\sqrt{n}) = o_p(\mu_n/n).$$

For term J_{13} ,

$$\sup_{\beta \in B} \|J_{13}\| \leq C \|\hat{G}(\boldsymbol{\eta}_0)\| \sup_{\beta \in B} \|\hat{g}(\beta, \hat{\boldsymbol{\eta}}) - \hat{g}(\beta, \boldsymbol{\eta}_0)\| = O_p(\sqrt{\mu_n^2/n}) o_p(n^{-1/2}) = o_p(\mu_n/n).$$

For term J_{14}

$$\begin{aligned} \sup_{\beta \in B} \|J_{14}\| &\leq C \|\hat{G}(\boldsymbol{\eta}_0)\| \sup_{\beta \in B} \|\hat{\Omega}(\beta, \hat{\boldsymbol{\eta}}) - \hat{\Omega}(\beta, \boldsymbol{\eta}_0)\| \sup_{\beta \in B} \|\hat{g}(\beta, \boldsymbol{\eta}_0)\| \\ &= O_p(\sqrt{\mu_n^2/n}) o_p(m^{-1/2}) O_p(\mu_n/\sqrt{n}) = o_p(\mu_n^2/(n\sqrt{m})). \end{aligned}$$

The term J_{15} is bounded by the same factor. Therefore,

$$n\mu_n^{-2} \sup_{\beta \in B} \|J_1(\beta, \hat{\boldsymbol{\eta}}) - J_1(\beta, \boldsymbol{\eta}_0)\| = o_p(1).$$

Then, it follows by arguments exactly analogous to those just given that

$$\begin{aligned} n\mu_n^{-2} \sup_{\beta \in B} \|J_2(\beta, \hat{\boldsymbol{\eta}}) - J_2(\beta, \boldsymbol{\eta}_0)\| &= o_p(1), & n\mu_n^{-2} \sup_{\beta \in B} \|J_3(\beta, \hat{\boldsymbol{\eta}}) - J_3(\beta, \boldsymbol{\eta}_0)\| &= o_p(1) \\ n\mu_n^{-2} \sup_{\beta \in B} \|J_4(\beta, \hat{\boldsymbol{\eta}}) - J_4(\beta, \boldsymbol{\eta}_0)\| &= o_p(1), \end{aligned}$$

which completes the proof. □

4.3 Proof of Theorem 2

4.3.1 Consistency

From Lemma S1, it suffices to show that $\mu_n^{-1} \sqrt{n} \|\bar{g}(\hat{\beta}, \boldsymbol{\eta}_0)\| = o_p(1)$, where $\bar{g}(\beta, \boldsymbol{\eta}) = E\{g_i(\beta, \boldsymbol{\eta})\}$.

First notice that from definition, we have

$$\mu_n^{-2} n \hat{Q}(\hat{\beta}, \hat{\boldsymbol{\eta}}) \leq \mu_n^{-2} n \hat{Q}(\beta_0, \hat{\boldsymbol{\eta}}).$$

Consider any $\epsilon, \delta > 0$. By Lemma S7, we have

$$\mu_n^{-2}nQ(\hat{\beta}, \boldsymbol{\eta}_0) \leq \mu_n^{-2}n\hat{Q}(\hat{\beta}, \hat{\boldsymbol{\eta}}) + o_p(1) \leq \mu_n^{-2}n\hat{Q}(\beta_0, \hat{\boldsymbol{\eta}}) + o_p(1) \leq \mu_n^{-2}nQ(\beta_0, \boldsymbol{\eta}_0) + o_p(1). \quad (\text{S22})$$

Hence, $\mu_n^{-2}n\{Q(\hat{\beta}, \boldsymbol{\eta}_0) - Q(\beta_0, \boldsymbol{\eta}_0)\} = o_p(1)$. By Assumption 5, we further have that

$$\begin{aligned} \mu_n^{-2}n\{Q(\hat{\beta}, \boldsymbol{\eta}_0) - Q(\beta_0, \boldsymbol{\eta}_0)\} &= \mu_n^{-2}n\{Q(\hat{\beta}, \boldsymbol{\eta}_0) - m/(2n)\} \\ &= \mu_n^{-2}n\bar{g}(\hat{\beta}, \boldsymbol{\eta}_0)\Omega(\hat{\beta}, \boldsymbol{\eta}_0)^{-1}\bar{g}(\hat{\beta}, \boldsymbol{\eta}_0) \geq C\mu_n^{-2}n\|\bar{g}(\hat{\beta}, \boldsymbol{\eta}_0)\|^2. \end{aligned}$$

Hence, $\mu_n^{-1}\sqrt{n}\|\bar{g}(\hat{\beta}, \boldsymbol{\eta}_0)\| = o_p(1)$.

4.3.2 Asymptotic Normality

From Taylor expansion of the first order condition $\partial\hat{Q}(\beta, \hat{\boldsymbol{\eta}})/\partial\beta|_{\beta=\hat{\beta}} = 0$, we have that

$$0 = \frac{\partial\hat{Q}(\beta, \hat{\boldsymbol{\eta}})}{\partial\beta}\Big|_{\beta=\hat{\beta}} = \frac{\partial\hat{Q}(\beta, \hat{\boldsymbol{\eta}})}{\partial\beta}\Big|_{\beta=\beta_0} + \frac{\partial^2\hat{Q}(\beta, \hat{\boldsymbol{\eta}})}{\partial\beta^2}\Big|_{\beta=\bar{\beta}}(\hat{\beta} - \beta_0)$$

where $\bar{\beta}$ is some value between β_0 and $\hat{\beta}$. We first analyze the term $\partial\hat{Q}(\beta, \hat{\boldsymbol{\eta}})/\partial\beta|_{\beta=\beta_0}$.

According to Lemma S8, we have

$$\begin{aligned} n\mu_n^{-1}\frac{\partial\hat{Q}(\beta, \hat{\boldsymbol{\eta}})}{\partial\beta}\Big|_{\beta=\beta_0} &= n\mu_n^{-1}\frac{\partial\tilde{Q}(\beta, \hat{\boldsymbol{\eta}})}{\partial\beta}\Big|_{\beta=\beta_0} + o_p(1) \\ &= \underbrace{n\mu_n^{-1}G^T\Omega^{-1}\hat{g}(\beta_0, \hat{\boldsymbol{\eta}})}_{A1} + \underbrace{\frac{1}{n\mu_n}\sum_{i,j=1}^n\tilde{U}_i^T\Omega^{-1}(g_j(\beta_0, \hat{\boldsymbol{\eta}}) - g_j)}_{A2} + \underbrace{\frac{1}{n\mu_n}\sum_{i,j=1}^n\tilde{U}_i^T\Omega^{-1}g_j}_{A3} + o_p(1) \end{aligned}$$

where $\tilde{U}_i = G_i(\hat{\boldsymbol{\eta}}) - G - E(G_i g_i^T)\Omega^{-1}g_i(\beta_0, \hat{\boldsymbol{\eta}})$.

We analyze the three terms individually. For the first term,

$$\begin{aligned} A1 &= n\mu_n^{-1}G^T\Omega^{-1}\hat{g}(\beta_0, \hat{\boldsymbol{\eta}}) \\ &= n\mu_n^{-1}G^T\Omega^{-1}\hat{g}(\beta_0, \boldsymbol{\eta}_0) + n\mu_n^{-1}G^T\Omega^{-1}\{\hat{g}(\beta_0, \hat{\boldsymbol{\eta}}) - \hat{g}(\beta_0, \boldsymbol{\eta}_0)\}. \\ &= \sqrt{n}\mu_n^{-1}G^T\Omega^{-1}\sqrt{n}\hat{g}(\beta_0, \boldsymbol{\eta}_0) + o_p(1), \end{aligned}$$

where the last expression is from $\|\sqrt{n}\{\hat{g}(\beta_0, \hat{\boldsymbol{\eta}}) - \hat{g}(\beta_0, \boldsymbol{\eta}_0)\}\| = o_p(1)$ from Lemma S5(i) and $\|\sqrt{n}\mu_n^{-1}G^T\Omega^{-1}\| \leq C$ from Assumption 1.

Next, from straightforward decomposition, we have

$$\begin{aligned} A2 &\leq \frac{C}{n\mu_n} \sum_{i,j=1}^n \tilde{U}_i^T \{g_j(\beta_0, \hat{\boldsymbol{\eta}}) - g_j\} = \frac{C}{\sqrt{n}\mu_n} \left[\sum_{i=1}^n \tilde{U}_i \right]^T \sqrt{n}\{\hat{g}(\beta_0, \hat{\boldsymbol{\eta}}) - \hat{g}(\beta_0, \boldsymbol{\eta}_0)\} \\ &\leq C \left\| \frac{1}{\sqrt{n}\mu_n} \sum_{i=1}^n \tilde{U}_i \right\| \left\| \sqrt{n}\{\hat{g}(\beta_0, \hat{\boldsymbol{\eta}}) - \hat{g}(\beta_0, \boldsymbol{\eta}_0)\} \right\| \end{aligned}$$

The result follows from $\frac{1}{\sqrt{n}\mu_n} \|\sum_{i=1}^n \tilde{U}_i\| = O_p(1)$ shown in the proof of Lemma S8 and Lemma S5(i).

Moreover, we decompose A3 as

$$\begin{aligned} A3 &= \frac{1}{n\mu_n} \sum_{i,j=1}^n \tilde{U}_i^T \Omega^{-1} g_j = \frac{1}{n\mu_n} \sum_{i,j=1}^n U_i^T \Omega^{-1} g_j + \frac{1}{n\mu_n} \sum_{i,j=1}^n (\tilde{U}_i - U_i)^T \Omega^{-1} g_j \\ &= \frac{1}{n\mu_n} \sum_{i,j=1}^n U_i^T \Omega^{-1} g_j + o_p(1) \end{aligned}$$

where the last equality is from

$$(n\mu_n)^{-1} \sum_{i,j=1}^n (\tilde{U}_i - U_i)^T \Omega^{-1} g_j \leq C \left\| n^{-1/2} \sum_{i=1}^n (\tilde{U}_i - U_i) \right\| \left\| \frac{1}{\mu_n \sqrt{n}} \sum_{j=1}^n g_j \right\| = o_p(1),$$

$\|n^{-1/2} \sum_{i=1}^n (\tilde{U}_i - U_i)\| = o_p(1)$ from (S21), and $\|\mu_n^{-1} n^{-1/2} \sum_{j=1}^n g_j\| = O_p(1)$ from $E\|\mu_n^{-1} n^{-1/2} \sum_{j=1}^n g_j\|^2 = \mu_n^{-2} \text{tr}(\Omega) \leq C\mu_n^{-2}m \leq C$.

In conclusion, we have that $n\mu_n^{-1} \partial \hat{Q}(\beta, \hat{\boldsymbol{\eta}}) / \partial \beta \big|_{\beta=\beta_0}$ is asymptotically equivalent with $n\mu_n^{-1} \partial \hat{Q}(\beta, \boldsymbol{\eta}_0) / \partial \beta \big|_{\beta=\beta_0}$. Finally, by Lemma S9, we have

$$n\mu_n^{-2} \frac{\partial^2 \hat{Q}(\beta, \hat{\boldsymbol{\eta}})}{\partial \beta^2} \bigg|_{\beta=\bar{\beta}} = n\mu_n^{-2} \frac{\partial^2 \hat{Q}(\beta, \boldsymbol{\eta}_0)}{\partial \beta^2} \bigg|_{\beta=\bar{\beta}} + o_p(1).$$

The asymptotic normality result follows from Theorem 3 in Newey and Windmeijer (2009).

5 Proof of Theorem 3

From the proof of Theorem 4 in [Newey and Windmeijer \(2009\)](#), we have

$$\begin{aligned}\hat{Q}(\beta_0, \boldsymbol{\eta}_0) &= \hat{g}(\beta_0, \boldsymbol{\eta}_0)^T \hat{\Omega}(\beta_0, \boldsymbol{\eta}_0)^{-1} \hat{g}(\beta_0, \boldsymbol{\eta}_0) / 2 \\ &= \underbrace{\hat{g}(\beta_0, \boldsymbol{\eta}_0)^T \Omega^{-1} \hat{g}(\beta_0, \boldsymbol{\eta}_0) / 2}_{\tilde{Q}(\beta_0, \boldsymbol{\eta}_0)} + o_p(\sqrt{m}/n),\end{aligned}$$

and

$$\begin{aligned}& \frac{n \hat{g}(\beta_0, \boldsymbol{\eta}_0)^T \Omega^{-1} \hat{g}(\beta_0, \boldsymbol{\eta}_0) - m}{\sqrt{2m}} \\ &= \underbrace{\frac{\sum_{i=1}^n g_i(\beta_0, \boldsymbol{\eta}_0)^T \Omega^{-1} g_i(\beta_0, \boldsymbol{\eta}_0) / n - m}{\sqrt{2m}}}_{o_p(1)} + \frac{n^{-1} \sum_{i \neq j} g_i(\beta_0, \boldsymbol{\eta}_0)^T \Omega^{-1} g_j(\beta_0, \boldsymbol{\eta}_0)}{\sqrt{2m}} \xrightarrow{d} N(0, 1).\end{aligned}$$

These results imply that

$$\frac{2n \hat{Q}(\beta_0, \boldsymbol{\eta}_0) - m}{\sqrt{2m}} \xrightarrow{d} N(0, 1).$$

By standard results that as $m \rightarrow \infty$, the $(1 - \alpha)$ th quantile $\chi_{1-\alpha}^2(m)$ of a $\chi^2(m)$ distribution has the property that $\{\chi_{1-\alpha}^2(m) - m\} / \sqrt{2m}$ converges to the $(1 - \alpha)$ th quantile of the standard normal distribution. Hence,

$$P\left(2n \hat{Q}(\beta_0, \boldsymbol{\eta}_0) \geq \chi_{1-\alpha}^2(m)\right) = P\left(\frac{2n \hat{Q}(\beta_0, \boldsymbol{\eta}_0) - m}{\sqrt{2m}} \geq \frac{\chi_{1-\alpha}^2(m) - m}{\sqrt{2m}}\right) \rightarrow \alpha.$$

By a Taylor expansion and from $\partial \hat{Q}(\beta, \hat{\boldsymbol{\eta}}) / \partial \beta|_{\beta=\hat{\beta}} = 0$, for $\bar{\beta}$ on the line joining $\hat{\beta}$ and

β_0 , we have

$$\begin{aligned}
& 2n\{\hat{Q}(\beta_0, \hat{\boldsymbol{\eta}}) - \hat{Q}(\hat{\beta}, \hat{\boldsymbol{\eta}})\} \\
&= \mu_n^2(\hat{\beta} - \beta_0)^2 n\mu_n^{-2} \left\{ \frac{\partial^2 \hat{Q}(\beta, \hat{\boldsymbol{\eta}})}{\partial \beta^2} \Big|_{\beta=\hat{\beta}} \right\} \\
&= \mu_n^2(\hat{\beta} - \beta_0)^2 n\mu_n^{-2} \left\{ \frac{\partial^2 \hat{Q}(\beta, \boldsymbol{\eta}_0)}{\partial \beta^2} \Big|_{\beta=\hat{\beta}} + \frac{\partial^2 \hat{Q}(\beta, \hat{\boldsymbol{\eta}})}{\partial \beta^2} \Big|_{\beta=\hat{\beta}} - \frac{\partial^2 \hat{Q}(\beta, \boldsymbol{\eta}_0)}{\partial \beta^2} \Big|_{\beta=\hat{\beta}} \right\} \\
&= \mu_n^2(\hat{\beta} - \beta_0)^2 n\mu_n^{-2} \left\{ \frac{\partial^2 \hat{Q}(\beta, \boldsymbol{\eta}_0)}{\partial \beta^2} \Big|_{\beta=\hat{\beta}} + o_p(1) \right\} \\
&= \mu_n^2(\hat{\beta} - \beta_0)^2 \{n\mu_n^{-2} G^T \Omega^{-1} G + o_p(1)\} \\
&= O_p(1)
\end{aligned}$$

where the fourth line is from Lemma S9, and the fifth line is from Lemma A13 in Newey and Windmeijer (2009). Moreover, recall the definition that $\hat{a}(\beta, \hat{\boldsymbol{\eta}}) = \mu_n^{-1} \sqrt{n} \Omega(\beta, \boldsymbol{\eta}_0)^{-1} \hat{g}(\beta, \hat{\boldsymbol{\eta}})$. By Assumption 5 and (S18),

$$\|\hat{a}(\beta_0, \hat{\boldsymbol{\eta}})\|^2 = \mu_n^{-2} n \hat{g}(\beta_0, \hat{\boldsymbol{\eta}})^T \Omega(\beta_0, \boldsymbol{\eta}_0)^{-1} \Omega(\beta_0, \boldsymbol{\eta}_0)^{-1} \hat{g}(\beta_0, \hat{\boldsymbol{\eta}}) \leq C \mu_n^{-2} n \|\hat{g}(\beta_0, \hat{\boldsymbol{\eta}})\|^2.$$

Then recall the definition that

$$\begin{aligned}
2n\hat{Q}(\beta_0, \hat{\boldsymbol{\eta}}) &= \mu_n^2 \hat{a}(\beta_0, \hat{\boldsymbol{\eta}})^T \Omega \hat{\Omega}(\beta_0, \hat{\boldsymbol{\eta}})^{-1} \Omega \hat{a}(\beta_0, \hat{\boldsymbol{\eta}}), \\
2n\tilde{Q}(\beta_0, \hat{\boldsymbol{\eta}}) &= \mu_n^2 \hat{a}(\beta_0, \hat{\boldsymbol{\eta}})^T \Omega \hat{a}(\beta_0, \hat{\boldsymbol{\eta}}),
\end{aligned}$$

we have

$$\begin{aligned}
& 2n|\hat{Q}(\beta_0, \hat{\boldsymbol{\eta}}) - \tilde{Q}(\beta_0, \hat{\boldsymbol{\eta}})| \\
&\leq \mu_n^2 |\hat{a}(\beta_0, \hat{\boldsymbol{\eta}})^T \{\hat{\Omega}(\beta_0, \hat{\boldsymbol{\eta}}) - \Omega\} \hat{a}(\beta_0, \hat{\boldsymbol{\eta}})| \\
&\quad + \mu_n^2 |\hat{a}(\beta_0, \hat{\boldsymbol{\eta}})^T \{\hat{\Omega}(\beta_0, \hat{\boldsymbol{\eta}}) - \Omega\} \hat{\Omega}(\beta_0, \hat{\boldsymbol{\eta}})^{-1} \{\hat{\Omega}(\beta_0, \hat{\boldsymbol{\eta}}) - \Omega\} \hat{a}(\beta_0, \hat{\boldsymbol{\eta}})| \\
&\leq \mu_n^2 \|\hat{a}(\beta_0, \hat{\boldsymbol{\eta}})\|^2 \left\{ \|\hat{\Omega}(\beta_0, \hat{\boldsymbol{\eta}}) - \Omega\| + C \|\hat{\Omega}(\beta_0, \hat{\boldsymbol{\eta}}) - \Omega\|^2 \right\} \\
&\leq C n \|\hat{g}(\beta_0, \hat{\boldsymbol{\eta}})\|^2 \left\{ \|\hat{\Omega}(\beta_0, \hat{\boldsymbol{\eta}}) - \Omega\| + C \|\hat{\Omega}(\beta_0, \hat{\boldsymbol{\eta}}) - \Omega\|^2 \right\} \\
&= o_p(m)
\end{aligned}$$

where the last line is from $\|\hat{g}(\beta_0, \hat{\boldsymbol{\eta}})\| = O_p(\sqrt{m}/\sqrt{n})$ and Lemma S6(iv).

Next, we show that

$$2n|\tilde{Q}(\beta_0, \hat{\boldsymbol{\eta}}) - \tilde{Q}(\beta_0, \boldsymbol{\eta}_0)| = O_p(1).$$

This can be easily seen as

$$\begin{aligned} & 2n|\tilde{Q}(\beta_0, \hat{\boldsymbol{\eta}}) - \tilde{Q}(\beta_0, \boldsymbol{\eta}_0)| \\ &= n|\hat{g}(\beta_0, \hat{\boldsymbol{\eta}})^T \Omega^{-1} \hat{g}(\beta_0, \hat{\boldsymbol{\eta}}) - \hat{g}(\beta_0, \boldsymbol{\eta}_0)^T \Omega^{-1} \hat{g}(\beta_0, \boldsymbol{\eta}_0)| \\ &= n|\{\hat{g}(\beta_0, \hat{\boldsymbol{\eta}}) - \hat{g}(\beta_0, \boldsymbol{\eta}_0)\}^T \Omega^{-1} \hat{g}(\beta_0, \hat{\boldsymbol{\eta}}) + \hat{g}(\beta_0, \boldsymbol{\eta}_0)^T \Omega^{-1} \{\hat{g}(\beta_0, \hat{\boldsymbol{\eta}}) - \hat{g}(\beta_0, \boldsymbol{\eta}_0)\}| \\ &\leq n|\{\hat{g}(\beta_0, \hat{\boldsymbol{\eta}}) - \hat{g}(\beta_0, \boldsymbol{\eta}_0)\}^T \Omega^{-1} \hat{g}(\beta_0, \hat{\boldsymbol{\eta}})| + n|\hat{g}(\beta_0, \boldsymbol{\eta}_0)^T \Omega^{-1} \{\hat{g}(\beta_0, \hat{\boldsymbol{\eta}}) - \hat{g}(\beta_0, \boldsymbol{\eta}_0)\}| \\ &\leq nC\|\hat{g}(\beta_0, \hat{\boldsymbol{\eta}}) - \hat{g}(\beta_0, \boldsymbol{\eta}_0)\| \|\hat{g}(\beta_0, \hat{\boldsymbol{\eta}})\| + nC\|\hat{g}(\beta_0, \boldsymbol{\eta}_0)\| \|\hat{g}(\beta_0, \hat{\boldsymbol{\eta}}) - \hat{g}(\beta_0, \boldsymbol{\eta}_0)\| \\ &= o_p(\sqrt{m}) \end{aligned}$$

where the last line is from Lemma S5(i), $\|\hat{g}(\beta_0, \hat{\boldsymbol{\eta}})\| = O_p(\sqrt{m}/\sqrt{n})$ and $\|\hat{g}(\beta_0, \boldsymbol{\eta}_0)\| = O_p(\sqrt{m}/\sqrt{n})$, and $m^3/n \rightarrow 0$.

Lastly, from $\hat{Q}(\beta_0, \boldsymbol{\eta}_0) = \tilde{Q}(\beta_0, \boldsymbol{\eta}_0) + o_p(\sqrt{m}/n)$ at the beginning of this section, we conclude that

$$\begin{aligned} & \frac{2n\{\hat{Q}(\hat{\beta}, \hat{\boldsymbol{\eta}}) - \hat{Q}(\beta_0, \boldsymbol{\eta}_0)\}}{\sqrt{2(m-1)}} \\ &= \frac{2n\{\hat{Q}(\hat{\beta}, \hat{\boldsymbol{\eta}}) - \hat{Q}(\beta_0, \hat{\boldsymbol{\eta}}) + \hat{Q}(\beta_0, \hat{\boldsymbol{\eta}}) - \tilde{Q}(\beta_0, \hat{\boldsymbol{\eta}}) + \tilde{Q}(\beta_0, \hat{\boldsymbol{\eta}}) - \tilde{Q}(\beta_0, \boldsymbol{\eta}_0) + \tilde{Q}(\beta_0, \boldsymbol{\eta}_0) - \hat{Q}(\beta_0, \boldsymbol{\eta}_0)\}}{\sqrt{2(m-1)}} \\ &= o_p(1) \end{aligned} \tag{S23}$$

Therefore,

$$\begin{aligned} \frac{2n\hat{Q}(\hat{\beta}, \hat{\boldsymbol{\eta}}) - (m-1)}{\sqrt{2(m-1)}} &= \frac{2n\hat{Q}(\beta_0, \boldsymbol{\eta}_0) - (m-1)}{\sqrt{2(m-1)}} + o_p(1) \\ &= \frac{\sqrt{2m}}{\sqrt{2(m-1)}} \frac{2n\hat{Q}(\beta_0, \boldsymbol{\eta}_0) - m}{\sqrt{2m}} + \frac{1}{\sqrt{2(m-1)}} + o_p(1) \\ &\stackrel{d}{\rightarrow} N(0, 1). \end{aligned}$$

Hence, it follows by the argument above that

$$P\left(2n\hat{Q}(\hat{\beta}, \hat{\eta}) \geq \chi_{1-\alpha}^2(m-1)\right) = P\left(\frac{2n\hat{Q}(\hat{\beta}, \hat{\eta}) - (m-1)}{\sqrt{2(m-1)}} \geq \frac{\chi_{1-\alpha}^2(m-1) - (m-1)}{\sqrt{2(m-1)}}\right) \rightarrow \alpha.$$

6 Other Exposure and Outcome Types

Many MR applications consider binary outcomes (Holmes et al., 2014, 2017). Binary exposure is not very common in MR studies (Burgess and Labrecque, 2018), but are still of interest (Nead et al., 2015; Gage et al., 2017; Larsson et al., 2017; Vaucher et al., 2018). In this section, we extend the methods to consider binary exposure and/or binary outcome. We focus on identification and leave formal treatment of inference under many weak invalid IVs to future work.

In this section, when the exposure (or outcome) variable is continuous, we consider the linear model (i.e., the identity link function); when the exposure (or outcome) variable is binary, we consider the log-linear model (i.e., the exponential link function). Therefore, for continuous outcome with $f_y(x) = x$, $\beta_0 a = E[Y | A = a, U, \mathbf{Z}, \mathbf{X}] - E[Y | A = 0, U, \mathbf{Z}, \mathbf{X}]$ encodes the treatment effect on the outcome mean upon increasing the exposure by a unit; for binary outcome with $f_y(x) = \exp(x)$, $\beta_0 a = \log\{P(Y = 1 | A = a, U, \mathbf{Z}, \mathbf{X})\} - \log\{P(Y = 1 | A = 0, U, \mathbf{Z}, \mathbf{X})\}$ encodes the log risk ratio. Other types of link function (e.g., logistic or probit) are not considered because of the noncollapsibility (Baiocchi et al., 2014) and the effect of U and A , \mathbf{Z} are not easily separable (Clarke and Windmeijer, 2012).

Consider the following structural equations:

$$E[Y | A, U, \mathbf{Z}, \mathbf{X}] = f_y \{ \beta_0 A + \boldsymbol{\alpha}_0^T \mathbf{Z} + \xi_y(U, \mathbf{X}) \} \quad (\text{S24})$$

$$E[A | U, \mathbf{Z}, \mathbf{X}] = f_a \{ \boldsymbol{\gamma}_0^T \mathbf{Z} + \xi_a(U, \mathbf{X}) \} \quad (\text{S25})$$

where $\beta_0, \boldsymbol{\alpha}_0, \boldsymbol{\gamma}_0$ are unknown true parameters, ξ_y, ξ_a are unspecified functions, f_y, f_a are pre-specified link functions, and $\mathbf{Z} \perp U | \mathbf{X}$.

Next, we state our identification results. Let $R_A = A - E(A | \mathbf{Z}, \mathbf{X})$ when $f_a(x) = x$; $R_A = A \exp(-\gamma_0^T \mathbf{Z}) - E(A \exp(-\gamma_0^T \mathbf{Z}) | \mathbf{X})$ when $f_a(x) = \exp(x)$. Let $r_Y = Y - \beta A$ when $f_y(x) = x$; $r_Y = Y \exp(-\beta A - \boldsymbol{\alpha}^T \mathbf{Z})$ when $f_y(x) = \exp(x)$; r_{Y0} denote r_Y when $\beta = \beta_0$ and $\boldsymbol{\alpha} = \boldsymbol{\alpha}_0$. We use $\boldsymbol{\eta}$ to denote the nuisance parameters which may be different for each scenario and let $\boldsymbol{\eta}_0$ be the true values.

Proposition 1. Under (S24)-(S25) and $\mathbf{Z} \perp U | \mathbf{X}$,

(a) When $f_y(x) = x$, β_0 is the unique solution to $E[g(\mathbf{O}; \beta, \boldsymbol{\eta}_0)] = 0$, where

$$g(\mathbf{O}; \beta, \boldsymbol{\eta}_0) = (\mathbf{Z} - E(\mathbf{Z} | \mathbf{X})) R_A r_Y, \quad (\text{S26})$$

provided that $E[(\mathbf{Z} - E(\mathbf{Z} | \mathbf{X})) R_A A] \neq 0$.

(b) When $f_y(x) = \exp(x)$, β_0 and $\boldsymbol{\alpha}_0$ are identified from $E[g(\mathbf{O}; \beta, \boldsymbol{\alpha}, \boldsymbol{\eta}_0)] = 0$, where

$$g(\mathbf{O}; \beta, \boldsymbol{\alpha}, \boldsymbol{\eta}_0) = \begin{bmatrix} (\mathbf{Z} - E(\mathbf{Z} | \mathbf{X})) R_A r_Y \\ (\mathbf{Z} - E(\mathbf{Z} | \mathbf{X})) r_Y \end{bmatrix}, \quad (\text{S27})$$

provided that $E[\partial g(\mathbf{O}; \beta_0, \boldsymbol{\alpha}_0, \boldsymbol{\eta}_0) / \partial(\beta, \boldsymbol{\alpha})]$ is of rank $m + 1$.

Proposition 1 provides identification formulas for β_0 for binary exposure and/or binary outcome. The proof will show that $E(R_A r_{Y0} | \mathbf{Z}, \mathbf{X}) = E(R_A r_{Y0} | \mathbf{X})$ holds almost surely in all cases and $E(r_{Y0} | \mathbf{Z}, \mathbf{X}) = E(r_{Y0} | \mathbf{X})$ holds almost surely when $f_y(x) = \exp(x)$. In all the cases, R_A is the residual in A after netting out the effect of \mathbf{Z} ; r_{Y0} is the residual in Y after netting out the effect of A when $f_y(x) = x$, and is the residual in Y after netting out the effect of A and \mathbf{Z} when $f_y(x) = \exp(x)$. Note that when $f_a(x) = x$, the exposure model (S25) can be relaxed, and identification in Proposition 1 remains true as long as $E(A | U, \mathbf{Z}, \mathbf{X})$ can be expressed as $\gamma_0(\mathbf{Z}, \mathbf{X}) + \xi_a(U, \mathbf{X})$, where γ_0, ξ_a are unspecified functions. Similarly, when $f_y(x) = x$, the outcome model (S24) can be relaxed, and identification in Proposition 1 remains true as long as $E(Y | U, \mathbf{Z}, \mathbf{X})$ can be expressed as $\beta_0 A + \alpha_0(\mathbf{Z}, \mathbf{X}) + \xi_y(U, \mathbf{X})$, where α_0, ξ_y are unspecified functions.

For binary exposure and continuous outcome (i.e., $f_a(x) = \exp(x)$, $f_y(x) = x$), $\boldsymbol{\gamma}_0$ can be identified a priori from a separate set of estimation equations $E[(\mathbf{Z} - E(\mathbf{Z}|\mathbf{X}))R_A] = 0$.

In Proposition 1(b) where the outcome is binary (i.e., $f_y(x) = \exp(x)$), $\boldsymbol{\alpha}_0$ cannot be identified a priori and needs to be identified simultaneously with β_0 , so that the estimation equations for β_0 and $\boldsymbol{\alpha}_0$ are stacked.

Proof. (a) The case where $f_a(x) = f_y(x) = x$ is already established in the main article. Now, consider the case with binary exposure and continuous outcome, i.e., $f_a(x) = \exp(x)$ and $f_y(x) = x$. Then

$$\begin{aligned}
& E(R_A r_{Y0} \mid \mathbf{Z}, \mathbf{X}) \\
&= E \left[\{A \exp(-\boldsymbol{\gamma}_0^T \mathbf{Z}) - E(A \exp(-\boldsymbol{\gamma}_0^T \mathbf{Z}) \mid \mathbf{X})\} (Y - \beta_0 A) \mid \mathbf{Z}, \mathbf{X} \right] \\
&= E \left[\{A \exp(-\boldsymbol{\gamma}_0^T \mathbf{Z}) - E(A \exp(-\boldsymbol{\gamma}_0^T \mathbf{Z}) \mid \mathbf{X})\} (E(Y \mid A, U, \mathbf{Z}, \mathbf{X}) - \beta_0 A) \mid \mathbf{Z}, \mathbf{X} \right] \\
&= E \left[\{A \exp(-\boldsymbol{\gamma}_0^T \mathbf{Z}) - E(A \exp(-\boldsymbol{\gamma}_0^T \mathbf{Z}) \mid \mathbf{X})\} \{\boldsymbol{\alpha}_0^T \mathbf{Z} + \xi_y(U, \mathbf{X})\} \mid \mathbf{Z}, \mathbf{X} \right] \\
&= E \left[\{\xi_a(U, \mathbf{X}) - E(\xi_a(U, \mathbf{X}) \mid \mathbf{X})\} \{\boldsymbol{\alpha}_0^T \mathbf{Z} + \xi_y(U, \mathbf{X})\} \mid \mathbf{Z}, \mathbf{X} \right] \\
&= \text{cov} \{ \xi_a(U, \mathbf{X}), \boldsymbol{\alpha}_0^T \mathbf{Z} + \xi_y(U, \mathbf{X}) \mid \mathbf{Z}, \mathbf{X} \} \\
&= \text{cov} \{ \xi_a(U, \mathbf{X}), \xi_y(U, \mathbf{X}) \mid \mathbf{Z}, \mathbf{X} \} \\
&= \text{cov} \{ \xi_a(U, \mathbf{X}), \xi_y(U, \mathbf{X}) \mid \mathbf{X} \}.
\end{aligned}$$

Thus,

$$\begin{aligned}
E\{g(\mathbf{O}; \beta_0, \boldsymbol{\eta}_0)\} &= E\{(\mathbf{Z} - E(\mathbf{Z} \mid \mathbf{X}))E(R_A r_Y \mid \mathbf{Z}, \mathbf{X})\} \\
&= E\{(\mathbf{Z} - E(\mathbf{Z} \mid \mathbf{X}))\text{cov}\{\xi_a(U, \mathbf{X}), \xi_y(U, \mathbf{X}) \mid \mathbf{X}\}\} = 0.
\end{aligned}$$

Next, note that

$$E\{g(\mathbf{O}; \beta, \boldsymbol{\eta}_0)\} - E\{g(\mathbf{O}; \beta_0, \boldsymbol{\eta}_0)\} = (\beta_0 - \beta)E\{(\mathbf{Z} - E(\mathbf{Z} \mid \mathbf{X}))R_A A\}$$

Therefore, β_0 is the unique solution to $E\{g(\mathbf{O}; \beta, \boldsymbol{\eta}_0)\} = 0$, provided that $E\{(\mathbf{Z} - E(\mathbf{Z} \mid \mathbf{X}))R_A A\} \neq 0$.

(b) Consider first the case with continuous exposure and binary outcome, i.e., $f_a(x) = x$ and $f_y(x) = \exp(x)$. Then

$$E(r_{Y0} | \mathbf{Z}, \mathbf{X}) = E \{ \exp(\xi_y(U, \mathbf{X})) | \mathbf{Z}, \mathbf{X} \} = E \{ \exp(\xi_y(U, \mathbf{X})) | \mathbf{X} \},$$

and

$$\begin{aligned} E \{ R_A r_{Y0} | \mathbf{Z}, \mathbf{X} \} &= E \{ R_A E(r_{Y0} | A, U, \mathbf{Z}, \mathbf{X}) | \mathbf{Z}, \mathbf{X} \} \\ &= E \{ R_A \exp(\xi_y(U, \mathbf{X})) | \mathbf{Z}, \mathbf{X} \} = \text{cov} \{ \boldsymbol{\gamma}_0^T \mathbf{Z} + \xi_a(U, \mathbf{X}), \exp(\xi_y(U, \mathbf{X})) | \mathbf{Z}, \mathbf{X} \} \\ &= \text{cov} \{ \xi_a(U, \mathbf{X}), \exp(\xi_y(U, \mathbf{X})) | \mathbf{Z}, \mathbf{X} \} = \text{cov} \{ \xi_a(U, \mathbf{X}), \exp(\xi_y(U, \mathbf{X})) | \mathbf{X} \}. \end{aligned}$$

These imply that $E\{g(\mathbf{O}; \beta_0, \boldsymbol{\alpha}_0, \boldsymbol{\eta}_0)\} = 0$.

Identifiability also requires that $E[\partial g(\mathbf{O}; \beta, \boldsymbol{\alpha}, \boldsymbol{\eta}_0) / \partial(\beta, \boldsymbol{\alpha})]$ is of rank $m + 1$.

Finally, for binary exposure and binary outcome, we have that

$$\begin{aligned} E \{ R_A r_{Y0} | \mathbf{Z}, \mathbf{X} \} &= E \{ R_A E(r_{Y0} | A, U, \mathbf{Z}, \mathbf{X}) | \mathbf{Z}, \mathbf{X} \} = E \{ R_A \exp(\xi_y(U, \mathbf{X})) | \mathbf{Z}, \mathbf{X} \} \\ &= \text{cov} \{ \xi_a(U, \mathbf{X}), \exp(\xi_y(U, \mathbf{X})) | \mathbf{Z}, \mathbf{X} \} = \text{cov} \{ \xi_a(U, \mathbf{X}), \exp(\xi_y(U, \mathbf{X})) | \mathbf{X} \}. \end{aligned}$$

The rest of the proof follows the same step as the proof of continuous exposure and binary outcome. □