

# MINERVAS: Massive INterior EnviRonments VirtuAl Synthesis

Haocheng Ren<sup>1,\*</sup>, Hao Zhang<sup>1,\*</sup>, Jia Zheng<sup>2</sup>, Jiaxiang Zheng<sup>2</sup>, Rui Tang<sup>2</sup>, Rui Wang<sup>1</sup>, Hujun Bao<sup>1</sup>

<sup>1</sup>State Key Lab of CAD&CG, Zhejiang University <sup>2</sup>Manycore Tech Inc. (Kujiale)

<https://coohom.github.io/MINERVAS>

## Abstract

*With the rapid development of data-driven techniques, data has played an essential role in various computer vision tasks. Many realistic and synthetic datasets have been proposed to address different problems. However, there are lots of unresolved challenges: (1) the creation of dataset is usually a tedious process with manual annotations, (2) most datasets are only designed for a single specific task, (3) the modification or randomization of the 3D scene is difficult, and (4) the release of commercial 3D data may encounter copyright issue. This paper presents MINERVAS, a Massive Interior EnviRonments VirtuAl Synthesis system, to facilitate the 3D scene modification and the 2D image synthesis for various vision tasks. In particular, we design a programmable pipeline with Domain-Specific Language, allowing users to (1) select scenes from the commercial indoor scene database, (2) synthesize scenes for different tasks with customized rules, and (3) render various imagery data, such as visual color, geometric structures, semantic label. Our system eases the difficulty of customizing massive numbers of scenes for different tasks and relieves users from manipulating fine-grained scene configurations by providing user-controllable randomness using multi-level samplers. Most importantly, it empowers users to access commercial scene databases with millions of indoor scenes and protects the copyright of core data assets, e.g., 3D CAD models. We demonstrate the validity and flexibility of our system by using our synthesized data to improve the performance on different kinds of computer vision tasks.*

## 1. Introduction

Recent advances in various computer vision tasks have shown the tremendous capabilities of deep learning algorithms. Meanwhile, datasets have demonstrated their importance in affecting the performance of these data-driven

algorithms. Most datasets [8, 9, 10, 46, 48, 56, 57] are built from the real world, and contain imagery or 3D data (e.g., scanned point clouds or meshes). However, collecting the data and manually annotating is a tedious and time-consuming process.

The creation of synthetic datasets with lower cost has become an essential endeavor for accomplishing learning tasks to address these issues. Many synthetic datasets have been presented already. Some release images or videos [32, 33, 36, 62] for specific vision tasks, others release 3D scenes [15, 20, 34, 42, 49] to give users more flexibility to synthesize images or videos. However, given the complexity of 3D scene editing and rendering, modifying 3D scenes to augment datasets for training different vision tasks is a complicated process requiring relevant expertise. Another considerable obstacle to the synthetic dataset is the lack of high-quality data. Although some commercial companies have massive 3D scene data, they cannot provide it directly to researchers due to copyright restrictions [49] and the huge data storage size (e.g., more than hundreds of Terabytes of 3D CAD models). Hence, a new requirement arises that allowing users to access these massive 3D scenes while protecting the core assets of commercial companies.

In this paper, we introduce MINERVAS, a Massive Interior EnviRonments VirtuAl Synthesis system, to facilitate various vision problems by providing an imagery data synthesis platform. We standardize the scene editing and image generation process as a programmable pipeline. Our system leverages the 3D scenes from the commercial indoor scene database and generates large-scale task-specific synthetic data. To help users customize data, we provide a Domain-Specific Language (DSL) to control the data synthesis process, such as filtering and editing 3D scenes, defining different image-level outputs. Moreover, as the diversity of the data is crucial for learning-based methods, we support domain randomization within our system. More specifically, we provide user-controllable samplers at different levels (i.e., scene, entity, and image) to improve the diversity of the synthesized data. Our system simplifies the scene synthesis process and makes data synthesis for different vision tasks more flexible. At the same time, the core 3D data

\* Equal contribution.

Real Dataset	Format	#Scenes	Editable	#Category	Application
Cornell RGB-D [29]	Image+3D	52	✗	—	U O
NYUv2 [46]	Image	464	✗	894	U O
TUM [51]	Image	47	✗	—	U O
SUN 3D [57]	Image+3D	254	✗	—	U O
B3DO [23]	Image	75	✗	50	U O
RGBDv2 [31]	3D	17	✗	51	U O
SUN RGB-D [48]	Image	—	✗	800	U O
SceneNN [22]	Image+3D	100	✗	40	U O
PiGraphs [44]	Image+3D	26	✗	—	U O
S3DIS [2]	3D	265	✗	—	U O
Stanford 2D-3D-S [1]	Image+3D	279	✗	13	U O
Matterport3D [8]	Image+3D	90	✗	40	U O
ScanNet [10]	Image+3D	1513	✗	≈1000	U O
Gibson [56]	Image+3D	572	✗	80	U O
Replica [50]	3D	18	✗	88	U O
360-Indoor [9]	Image	—	✗	37	U O
Synthetic Dataset	Format	#Scenes	Edit	#Category	Application
Stanford Scenes [13]	3D	130	✓	6	U O S
SUNCG [49]	Image+3D	45622	✓	84	U O S
SceneNet [20]	3D	57	✓	218	U O S
A12-THOR [28]	3D	120	✓	102	U O
SceneNet-RGB-D [36]	Image	57	✓	255	U O
CGIntrinsics [33]	Image	20K+	✗	—	U O
InteriorNet [32]	Image	22M	✗	158	U O S
House3D [55]	Image	45K	✗	84	U O
RobotriX [18]	Image+3D	16	✓	38	U O S
DeepFurniture [35]	Image	—	✗	11	U O
Scan2CAD [3]	3D	1506	✓	37	U O S
Structured3D [62]	Image+Structure	3500	✓	40	U O S M
TartanAir [54]	Image+3D	30	✓	—	U O S
OpenRooms [34]	Image+3D	1506	✓	24	U O S
3D-FUTURE [16]	Image+3D	5000	✓	34	U O S
3D-FRONT [15]	Image+3D	6813	✓	—	U O S
Hypersim [42]	Image+3D	461	✓	—	U O S
MINERVA (Ours)	Image+Structure	50M	✓	285	U O S M ...

Table 1. A comparison of existing indoor scene datasets. Notations: 3D (including point cloud and meshes), O (object detection), U (scene understanding), S (image synthesis), M (structured 3D modeling).

assets are not released directly, thereby circumventing potential copyright issues [49].

We showcase the validity and flexibility of our system with different vision tasks, including room layout estimation, semantic segmentation, and depth estimation. Our system can easily augment the training data for these tasks, where it only takes 12 hours to generate 1 million photorealistic images. The experimental results show that performances improve on these tasks.

In summary, the main contributions of our work are:

- We show the possibility to contribute the power of the high-quality commercial scene database to the community while protecting the copyright of the core assets (*e.g.*, 3D CAD models) for the company.
- We present a multi-stage programmable pipeline with DSL to generate synthetic images in batch processing.
- We develop multi-level samplers to improve diversity at scene, entity, and image levels.
- We show the potential of our system by demonstrating the usefulness of the synthetic data on several vision tasks.

## 2. Related Work

**Interior Datasets.** Recently, many interior datasets [2, 3, 8, 10, 13, 15, 16, 20, 34, 42, 49, 50, 54, 56] have been proposed to facilitate research on various indoor tasks. Table 1 shows existing datasets, which can be broadly divided into two distinct categories: real-world datasets and synthetic datasets.

Real-world datasets are usually collected in the real world with RGB-D sensors (such as Microsoft Kinect) and represented as RGB-D sequences or point clouds. There are several RGB-D datasets related to scene understanding, including NYUv2 [46], SUN RGB-D [48], ScanNet [10], 360-Indoor [9]. Recently, several works provided meshes of the reconstructed scenes [8] or point clouds [56]. Due to the complexity of data collection and annotation, the size of the real-world dataset is usually very tiny, which constrains the diversity of the dataset. Furthermore, the real-world dataset is usually not editable for augmentation. Besides, the captured or reconstructed data from natural environments usually consists of inherent errors.

With the advantages of large-scale, easy-annotation, and editable, many synthetic datasets are introduced to improve performance on several tasks [33, 60, 62]. SUNCG [49] was a widely used artist-designed synthetic dataset. However, SUNCG is unavailable online due to copyright problems. SceneNet [20] and Scan2CAD [3] have the capability of modification by sampling objects. However, these datasets are lack realism and semantic diversity. Recent synthetic datasets only release a few 3D data [18, 20, 28, 42, 54] or imagery data [32, 33, 35, 36, 55]. Most recently, OpenRooms [34] release an interior synthetic dataset built upon publicly available real scanned datasets, but the diversity of scenes and objects are not as good as artist-created datasets such as SUNCG. We build upon the artist-created interior designs, same as InteriorNet [32] and Structured3D [62], but our system allows users to manipulate the scenes and synthesize task-specific data using DSL.

**Automatic Scene Generation.** Applications in computer graphics and computer vision have inspired many works on automatic scene editing, especially 3D scene generation [26, 37, 41, 53, 59]. These methods [37, 53] assist users by suggesting novel furniture layouts under given constraints. Kán and Kaufmann [26] proposed a new automatic furniture arrangement method using greedy cost optimization and achieved good interactive speed. Recently, several works have shown that probabilistic programming language can be used to define distribution to generate scenes, such as WebPPL [19], Picture [30], and Scenic [14]. More recently, Jiang et al. [24] proposed a configurable approach to generate synthetic scenes, which is in some sense the most closely related to our work. Nevertheless, their work focuses on scene synthesis rather than a system pipeline

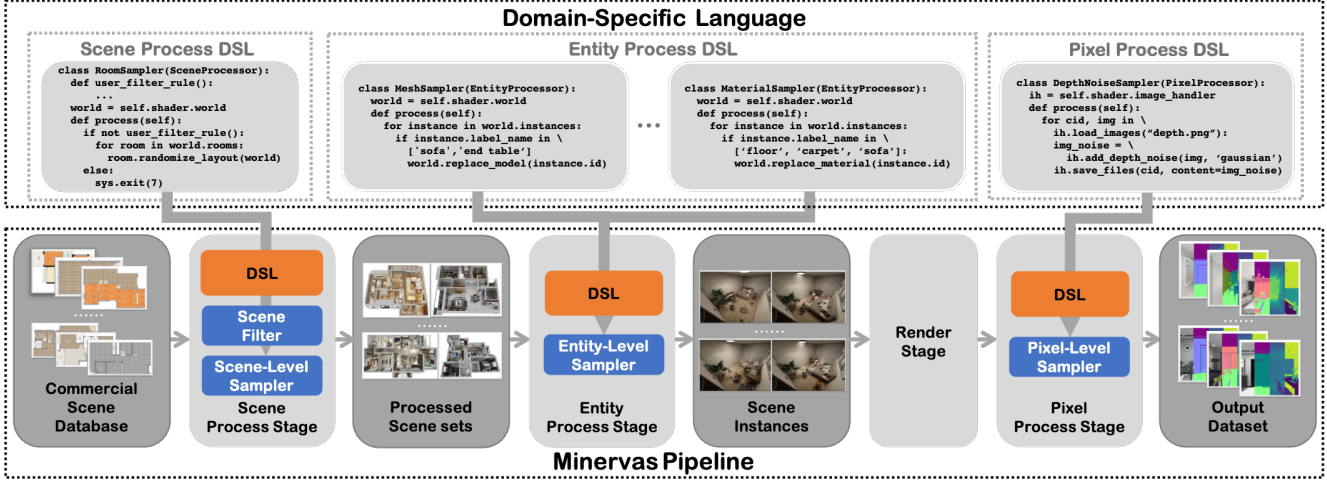


Figure 1. System overview.

that enables batch processing and editing 3D scenes from a large-scale database.

**Programmable Image Synthesis.** Several works [25, 27, 40] have involved adapting the real-time rendering used in computer games to generate the image and video datasets. Several simulators with open-source API [6, 12, 45, 56] have been proposed for various tasks. These methods efficiently simulate a single scene, but they are not suitable for scene modification and data generation in batch processing.

Recently, BlenderProc [11] provides a configurable system that can generate photorealistic large-scale imagery dataset from public 3D scene database, but it only has limited scriptable interfaces. Nvii [39] uses python API to address this problem. It enables fine-grained control of the scene, but it brings a tedious coding process lacking high-level built-in functions. Also, it lacks a large-scale 3D scene database for users to use. Our system provides a user-friendly DSL, considering both flexibilities with the Python programming language and ease-of-use with built-in samplers for generating large-scale and diverse imagery data. Most recently, concurrent work Unity Perception [7] also provides a flexible and easy-to-use interface for users. However, it uses the asset store as the database, which may not ensure a consistent labeled assets (e.g., semantic). Instead, there is a high-quality commercial scene database behind our system for users to access as an online service.

### 3. MINERVAS System

MINERVAS is an easy-to-use system that allows users to synthesize photorealistic imagery data based on a mega-scale commercial 3D scene database. We design a programmable pipeline and abstract the data synthesis procedure into several stages for processing scenes, entities, and images in batch. We introduce DSL to help users customize

the process for various vision tasks.

#### 3.1. Overview

The pipeline of the system consists of four stages, as shown in Figure 1. In the Scene Process Stage, users first select a set of scenes from the commercial scene database and rearrange the furniture layout for scene-level randomization. Then, in the Entity Process Stage, users adopt entity-level randomization, such as manipulating each object. Next, 2D imagery data is rendered in the Render Stage. Finally, in the Pixel Process Stage, the user applies pixel-wise modifications to 2D renderings, such as simulating sensor noises. Users can control all stages via DSL.

#### 3.2. Pipeline

**Scene Process Stage.** In the Scene Process Stage, users first select scenes from the commercial scene database according to user-provided conditions, e.g., area, the number of room, the types of room. To support the mega-scale scene database, we use MongoDB [38] as the underlying database program.

Given a selected scene, we provide a scene-level sampler to generate novel furniture arrangements. Specifically, we adopt the approach [26] by taking into account existing furniture and cost functions on the clearance, circulation, group relationships, alignment, distribution and rhythm. We iteratively generate new arrangements by randomly moving each furniture instance, i.e., changing its positions and orientations. After each iteration, a cost value is calculated to accept or reject the generated layout. The number of iterations is usually determined by the number of furniture in the scene. Users could easily generate various reasonable furniture arrangements with this scene-level sampler.

The processed scenes are then sent to the Entity Process Stage for further processing.

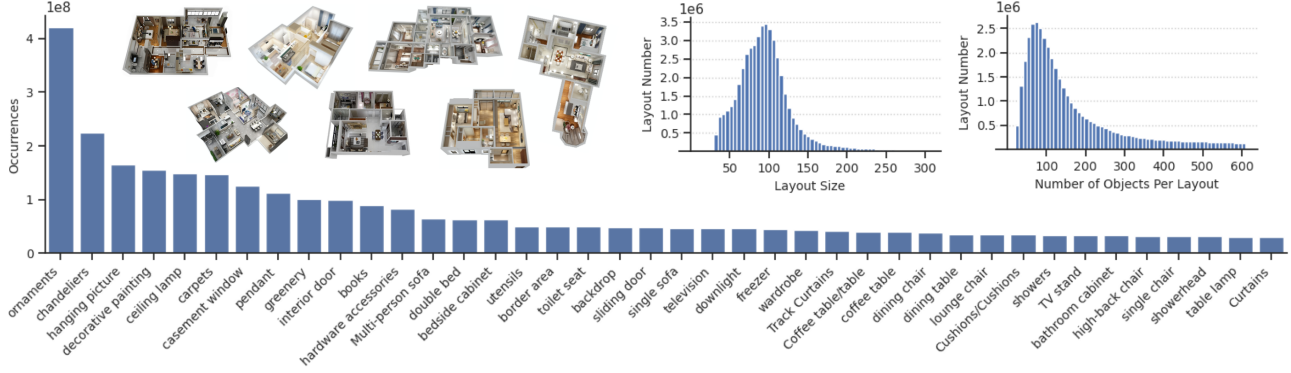


Figure 2. Statistics of scene database. We show the 40 most common categories based on the occurrences of objects in the database, distribution of size ( $\text{m}^2$ ) of rooms per layout, distribution of number of object per layout.

**Entity Process Stage.** The Entity Process Stage is designed for batch processing entities in the scene. We provide some entity-level samplers to randomize attributes of each entity, including furniture (e.g., CAD model, material, transformation), light (e.g., intensity, color), and camera (e.g., camera model, transformation).

Depending on the characteristics of each attribute, we use different types of distributions for different attributes. For example, we utilize uniform, Gaussian distributions to describe continuous attributes (e.g., position, light), discrete distribution for discrete attributes (e.g., material), and learning-based distributions for other attributes (e.g., CAD model).

Here, the common attributes are shown as follows:

- **Camera:** We support various camera models (e.g., orthographic, perspective, and panoramic camera model) and camera parameters (e.g., field of view, image resolution).
- **Trajectory:** We explicitly define trajectory as an attribute of the movable entity, e.g., camera. To randomly generate roaming trajectories in 3D space, we implement a two-physical-bodies trajectory simulation method [20], i.e., taking a uniform sampler to generate random forces, creating a series of random pivots of the trajectory. Users could also generate the hand-crafted trajectory by specifying key points.
- **Light:** Users could control the intensity and color temperature of each light. We assume these attributes follow the uniform distribution. We also support day and night lighting modes, which restrict the range of intensity and color to produce natural lighting.
- **Material:** The sampler uniformly samples the material within the built-in material series table based on the category of the material.

- **CAD model:** In practice, uniform sampling CAD models may not produce good results. Instead, we use an internal similarity map among all CAD models to guide the sampler. More specifically, based on the pre-view image of CAD model, we use VGGNet [47] to construct a feature vector for each CAD model and perform similarity retrieval based on feature vectors according to their Euclidean metric. When replacing the CAD model, we place a new CAD model in the original place and make sure the object touches the floor or a supported object.
- **Transformation:** The sampler could sample rotation and translation within a given range from the normal distribution or uniform distribution.

Furthermore, this stage supports to export non-imagery data (e.g., 3D structures [62]) to fulfill specific task requirements such as room layout estimation. The non-imagery data could include any meta information except the raw data of 3D mesh and material.

The generated scenes are then sent to the Render Stage.

**Render Stage.** In Render Stage, the system uses the generated scenes to generate 2D renderings. Our system provides both rasterization-based and path-tracing-based renderers to balance efficiency and realism. This stage is also configurable, e.g., the number of samples, number of light bounces. The renderer supports different kinds of imagery data, e.g., color, depth, normal, semantic, instance. The rendered pixel-wise ground truths could facilitate various indoor scene understanding tasks. After this stage, the 2D renderings will be sent to the Pixel Process Stage.

**Pixel Process Stage.** The Pixel Process Stage allows users to apply pixel-wise processing operations on the imagery data. We provide several built-in functions, such as mapping semantic labels to desired label set, simulating different types of depth noise, such as Gaussian noise, Poisson noise, salt-and-pepper noise and Kinect noise [4, 5, 21].



Users could apply arbitrary customized image processing methods to the 2D renderings.

### 3.3. Implementation

**Database.** We leverage the online commercial 3D scene database from the interior design company<sup>1</sup>. The underlying database consists of 50 million house designs created by professional interior designers. The dataset has diverse room layouts, furniture arrangements, and lighting setups. Figure 2 shows the statistics of the database. The house layout encompasses a wide range of realistic residential spaces. The database also includes 1 million Computer-Aided Design (CAD) furniture models. These models have been categorized into about 300 categories. We also provide category mappings to commonly-used label sets, such as NYUv2. Each model has physically-based spatially-varying material. The commercial 3D database empowers the ability of our system to generate diverse data by sampling furniture, material, and lighting.

**ECS architecture.** To enable the customization feature, we employ the Entity Component System (ECS) architecture [17] to represent and organize the scene in our system. As commonly used in 3D game engines, the ECS architecture provides a flexible and intuitive way to describe and manipulate scenes comparing to the object-oriented design. The ECS architecture treats each object in the scene as an entity. Each entity contains various components storing attributes, *e.g.*, transformation, CAD model, material. Our system decouples data from logic by utilizing the ECS architecture, which empowers users to plug in customized computations to control data synthesis procedures. Furthermore, we integrate the randomization feature into the ECS architecture by attaching a distribution to depict each component. The newly proposed architecture is named ECS-D, where D denotes distributions on components. Specifically, the type of distribution for each component depends on the characteristics of the attribute. The proposed architecture is named ECS-D, where D denotes distributions on components.

## 4. DSL in MINERVAS

As the user interface, DSL is an essential part of our system. It empowers our pipeline to handle different data synthesis requirements. We design the DSL under two principles: flexibility and ease of use. For flexibility, we use the Python programming language. Using its mechanism for assignment, arithmetic, loop, and function, users familiar with Python can easily manipulate data using our DSL. Users can also implement any algorithm for configuring and modifying scene attributes. For ease of use, we provide several built-in samplers for users to easily generate diverse

scenes for domain randomization.

In this section, we show some use cases by the built-in functions and samplers of our system. Due to the space limitations, we refer readers to our project page for more examples and DSL documentation.

**Basic usage.** As our pipeline contains three different process stages, we provide corresponding processors, *i.e.*, SceneProcessor, EntityProcessor, and PixelProcessor for users to manipulate data in different stages. To write DSL for a specific stage, the user needs to declare a class inheriting from corresponding built-in processor class. Then, the user needs to write their customized operations in the `process` function.

**Scene filtering.** In the Scene Process Stage, users could use DSL to filter scenes according to their requirements. The following code shows how to select the scenes with less than two rooms, and each room area should be larger than 20m<sup>2</sup>:

```
1 class SceneFilter(SceneProcessor):
2     def process(self):
3         # 7 is the exit code for scene filtering
4         if len(self.shader.world.rooms) < 2:
5             sys.exit(7)
6         for room in self.shader.world.rooms:
7             if room.area < 20:
8                 sys.exit(7)
```

We declare a class `SceneFilter` for the Scene Process Stage by inheriting the `SceneProcessor` class. Customized scene filtering operation are implemented in the `process` function.

**Scene-level randomization.** Users could rearrange the furniture layout for each room using our built-in scene-level sampler:

```
1 class FurnitureLayoutSampler(SceneProcessor):
2     def process(self):
3         for room in self.shader.world.rooms:
4             room.randomize_layout(self.shader.world)
```

Figure 3(a) shows rearranged furniture layouts. Different from transforming each furniture randomly, our novel furniture layouts are reasonable because of considering multiple constraints from interior design guidelines.

**Entity-level randomization.** Users could easily sample attributes of entities, such as material, CAD model, and light. In the following example, we randomly replace the CAD models and material in the “sofa” and “table” categories and randomize lighting using the entity-level sampler:

```
1 class EntitySampler(EntityProcessor):
2     def process(self):
3         for instance in self.shader.world.instances:
4             if instance.label_name in ['sofa', 'table']:
5                 self.shader.world.replace_model(id=instance.id)
```

<sup>1</sup>Manycore Tech Inc.




Figure 3. Results generated by the sampler. (a) is the results of the scene-level sampler. (b) (c) (d) are the results of the entity-level samplers. (b) is the results of changing different materials. (c) is the results of changing different meshes. (d) is the results under different types of lighting.

```

6         self.shader.world.replace_material(
7             id=instance.id)
8     for light in self.shader.world.lights:
9         light.tune_temp()
10        light.tune_intensity()

```

Figure 3(b-d) shows the results of different entity-level samplers. With these samplers, the user can improve the diversity of the scene. Except for randomization, some fine-grained operations like transformation of each furniture or light intensity of each light can also be manually configured.

**Pixel-level randomization.** The user could apply customized computations to the pixels. Here, we use the built-in pixel-level sampler to add different types of noise on the images and manipulate surface normal map manually:

```

1 class DepthNoiseSample(PixelProcessor):
2     def process(self, noise):
3         # 0: NoNoiseModel
4         # 1: GaussianNoiseModel
5         # 2: PoissonNoiseModel
6         # 3: SaltAndPepperNoiseModel
7         # 4: KinectNoiseModel
8         self.gen_depth(noise=1)
9         # Add customized post-processing
10        for camera_id, img in \

```

```

11        self.shader.image_handler.load_images(
12            "camera_normal.png")
13        normal_reverse = np.array([255, 255,
14            255]).astype(np.uint8) - img
15        self.shader.image_handler.save_files(
16            camera_id, content=normal_reverse)

```

The results of multiple noise simulation are shown in Figure 4. As one can see, the customized computations can be performed easily by users.




Figure 4. Results generated by the pixel-level sampler. (a) is the ground-truth depth output, whilst (b) add Poisson noise, (c) add Gaussian noise, and (d) add Gaussian shifts (Kinect noise).

**Non-imagery data.** Our system also supports to export non-imagery data. We provide the function for users to export desired attributes easily. The following example shows how to export room structural information and positions of cameras.

```

1 class CustomUserOutput(EntityProcessor):
2     def process(self):
3         # write out the corners of the rooms
4         for room in self.shader.world.rooms:
5             corners = [{'x': c[0], 'y': c[1], 'z':
6                           c[2]} for c in room.corners]
7             self.shader.world.pick(
8                 type='corners',
9                 corners=corners,
10                id=room.roomId
11            )
12        # write out cameras in the scene
13        for camera in self.shader.world.cameras:
14            self.shader.world.pick(
15                type="camera",
16                position=camera.position,
17                id=camera.id
18            )

```

The pick method allows users to output any attributes as a JSON file. We utilize this feature to generate ground truths for the layout estimation task as in Section 5.1.

**Trajectory generation.** Finally, we show how to use our system to generate a video sequence by setting the camera trajectory:

```

1 class TrajectorySample(EntityProcessor):
2     def process(self):
3         for camera in self.shader.world.cameras:
4             camera.set_attr("imageWidth", 640)
5             camera.set_attr("imageHeight", 480)
6             self.shader.world.add_trajectory(
7                 id='traj_'+camera.id,
8                 initCamera=camera,
9                 fps=3,
10                speed=1200,
11                height=1000,
12                collisionPadding=300,
13                type="RANDOM",
14                time=5
15            )

```

We first set the image resolution. Then, we add a trajectory to the camera with customized speed and frame rate. The sampler will generate a random trajectory using the built-in algorithm [20]. Combining with scene layout information, the user can also generate camera trajectory by manually setting the key locations within the scene.

Based on Python programming language, ECS-D architecture, and built-in samplers, different data synthesis can be customized by users via DSL easily. In our implementation, we also provide a user-friendly GUI to represent some functions in our DSL for novice users. Such as scene filtering by specific constraints, camera settings, trajectory editor, and renderer configurations.

## 5. Experiments

To validate the usefulness of our system, we use three computer vision tasks, including room layout estimation, semantic segmentation, and depth estimation. In these

Metric: 3D IoU (%)					
Methods	Overall	4 corners	6 corners	8 corners	$\geq 10$ corners
r	75.39	76.58	80.42	71.74	65.09
s + r	<b>76.92</b>	<b>78.43</b>	<b>81.39</b>	<b>72.43</b>	<b>66.88</b>

Metric: 2D IoU (%)					
Methods	Overall	4 corners	6 corners	8 corners	$\geq 10$ corners
r	77.95	79.35	82.88	73.99	67.10
s + r	<b>79.49</b>	<b>81.28</b>	<b>83.94</b>	<b>74.63</b>	<b>68.50</b>

Metric: RMSE					
Methods	Overall	4 corners	6 corners	8 corners	$\geq 10$ corners
r	0.28	0.25	0.22	0.32	0.49
s + r	<b>0.26</b>	<b>0.23</b>	<b>0.21</b>	<b>0.30</b>	<b>0.44</b>

Metric: $\delta_1$					
Methods	Overall	4 corners	6 corners	8 corners	$\geq 10$ corners
r	0.91	0.90	0.95	0.91	0.87
s + r	<b>0.92</b>	<b>0.91</b>	0.95	<b>0.92</b>	<b>0.91</b>

Table 2. Manhattan layout estimation performance on the MatterportLayout dataset.

tasks, we use the DSL to customize the pipeline and synthesize data to improve the performance on the real datasets. We demonstrate the capability of our system from two following perspectives: (1) Flexibility: our system has the potential in different vision tasks. (2) Validity: our system can boost the performance of existing methods using the synthesized data.

**Experimental setup.** We deployed the system on a cloud-based cluster with more than 5000 computation nodes, each of which is composed of the Intel Xeon CPU with 64 cores. It takes 12 hours to generate a large-scale imagery dataset under 1 million views using MINERVA system.

The models are trained using two following training strategies: (1) training only on the real dataset (“r”) and (2) training on both synthetic and real dataset with Balanced Gradient Contribution (BGC) [43] (“s + r”).

Due to the space limitations, we refer readers to the supplementary material for the DSL code used to generate training data, experimental setups, training procedures and more qualitative results.

### 5.1. Manhattan Room Layout Estimation

In this experiment, we synthesize 120K panorama images from 80K scenes using our system. Each panorama image corresponds to one room in scenes. We use MatterportLayout [8, 63] as the real data. The MatterportLayout dataset consists of 1,647 images for training, 190 images for validation, and 458 images for testing. We choose HorizonNet [52] as the baseline approach. Following [52], we adopt four standard metrics: 3D IoU, 2D IoU, RMSE and  $\delta_1$  for evaluation.

The results are shown in Table 2. As can be seen,






Figure 5. Qualitative results of the Manhattan room layout estimation on the MatterportLayout dataset. Blue lines denote the ground truth, while green lines denote the predictions.

the model trained on both the synthetic and real datasets achieves the best result. Qualitative results are shown in Figure 5. After augmenting with the synthetic data, the network can predict the corner locations more accurately. Meanwhile, the predicted number of corners is more accurate. It demonstrates that our synthetic data could be used to improve the performance of the network.

## 5.2. Semantic Segmentation

In this experiment, we use our system to generate 9k panoramas to train PSPNet [61], a classic deep neural network for semantic segmentation. We use 2D-3D-S [1] as the real data, including 1k images, and select nine overlapping categories for evaluation: wall, floor, chair, sofa, door, window, bookshelf, ceiling, and table. We adopt two standard metrics: Mean IoU and Pixel Accuracy.

Methods	Mean IoU (%) $\uparrow$	Pixel Accuracy (%) $\uparrow$
r	47.08	80.02
s + r	<b>48.31</b>	<b>80.99</b>

Table 3. Semantic segmentation performance on the 2D-3D-S dataset.

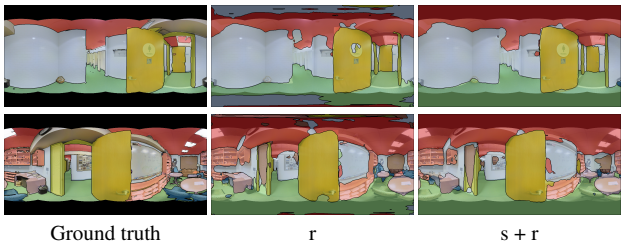


Figure 6. Semantic segmentation results of PSPNet. Different colors denote different semantic categories.

Results are reported in Table 3. Qualitative results are shown in Figure 6. Training on real dataset and synthetic dataset achieves best results at both two metrics.

## 5.3. Depth Estimation

In this experiment, we use our system to generate 11k data to train VNL [58], a deep neural network for depth estimation. We use NYUv2 [46] as the real data, including 1,449 images. To perform a reasonable evaluation, we applied the following metrics: mean absolute relative error (rel), mean log10 error (log10), root mean squared error (rms) and the accuracy under the threshold ( $\delta_i < 1.25^i, i = 1, 2, 3$ ).




Figure 7. Qualitative results of the depth estimation.

Methods	rel	log10	rms	$\delta_1$	$\delta_2$	$\delta_3$
r	0.145	0.059	0.589	0.815	0.960	0.990
s + r	<b>0.129</b>	<b>0.056</b>	<b>0.570</b>	<b>0.832</b>	<b>0.969</b>	<b>0.993</b>

Table 4. Depth estimation performance on the NYUv2 dataset.

Figure 7 shows the qualitative results on the NYUv2 dataset. Table 4 summarizes the quantitative results. It can be seen that augmenting real datasets with our synthetic data achieves a better performance. This experiment demonstrates the usefulness of our generated synthetic dataset.

## 6. Conclusion

This paper presents MINERVAS, a programmable system for interior imagery data synthesis. The system employs ECS-D architecture for scene representation and introduces an easy-to-use and flexible DSL for task-specific customization. Additionally, we introduce multi-level samplers for randomization, thereby increasing the diversity of the synthesized data. The experimental results validate the ability of our system to boost the performance on various interior scene understanding tasks. In the future, we plan to integrate the physics and real-time interactive simulation into MINERVAS system to support online embodied agent learning. Another promising direction for future work would be to generate better synthetic data that minimizes the domain gaps between synthetic data and real-world data.

**Acknowledgements.** We would like to thank Manycore Tech Inc. (Coohom Cloud, Kujiale) for providing the 3D indoor scene database and the high-performance rendering platform, especially Coohom Cloud Team for technical support.



## References

- [1] Iro Armeni, Sasha Sax, Amir R Zamir, and Silvio Savarese. Joint 2d-3d-semantic data for indoor scene understanding. *arXiv preprint arXiv:1702.01105*, 2017. 2, 8
- [2] Iro Armeni, Ozan Sener, Amir R Zamir, Helen Jiang, Ioannis Brilakis, Martin Fischer, and Silvio Savarese. 3d semantic parsing of large-scale indoor spaces. In *CVPR*, pages 1534–1543, 2016. 2
- [3] Armen Avetisyan, Manuel Dahnert, Angela Dai, Manolis Savva, Angel X. Chang, and Matthias Niessner. Scan2cad: Learning cad model alignment in rgb-d scans. In *CVPR*, pages 2614–2623, 2019. 2
- [4] Jonathan T. Barron and Jitendra Malik. Intrinsic scene properties from a single rgb-d image. In *CVPR*, pages 17–24, 2013. 4
- [5] Jeannette Bohg, Javier Romero, Alexander Herzog, and Stefan Schaal. Robot arm pose estimation through pixel-wise part classification. In *ICRA*, pages 3143–3150, 2014. 4
- [6] Elizabeth Bondi, Debadeepta Dey, Ashish Kapoor, Jim Pivavis, Shital Shah, Fei Fang, Bistra Dilkina, Robert Hanaford, Arvind Iyer, Lucas Joppa, et al. Airsim-w: A simulation environment for wildlife conservation with uavs. In *COMPASS*, pages 1–12, 2018. 3
- [7] Steve Borkman, Adam Crespi, Saurav Dhakad, Sujoy Ganguly, Jonathan Hogins, You-Cyuan Jhang, Mohsen Kamalzadeh, Bowen Li, Steven Leal, Pete Parisi, Cesar Romero, Wesley Smith, Alex Thaman, Samuel Warren, and Nupur Yadav. Unity perception: Generate synthetic data for computer vision. *arXiv preprint arXiv:2107.04259*, 2021. 3
- [8] Angel X. Chang, Angela Dai, Thomas A. Funkhouser, Maciej Halber, Matthias Nießner, Manolis Savva, Shuran Song, Andy Zeng, and Yinda Zhang. Matterport3d: Learning from RGB-D data in indoor environments. In *3DV*, pages 667–676, 2017. 1, 2, 7
- [9] Shih-Han Chou, Cheng Sun, Wen-Yen Chang, Wan-Ting Hsu, Min Sun, and Jianlong Fu. 360-indoor: Towards learning real-world objects in 360deg indoor equirectangular images. In *WACV*, pages 845–853, 2020. 1, 2
- [10] Angela Dai, Angel X Chang, Manolis Savva, Maciej Halber, Thomas Funkhouser, and Matthias Nießner. Scannet: Richly-annotated 3d reconstructions of indoor scenes. In *CVPR*, pages 5828–5839, 2017. 1, 2
- [11] Maximilian Denninger, Martin Sundermeyer, Dominik Winkelbauer, Youssef Zidan, Dmitry Olefir, Mohamad Elbadrawy, Ahsan Lodhi, and Harinandan Katam. Blenderproc. *arXiv preprint arXiv:1911.01911*, 2019. 3
- [12] Alexey Dosovitskiy, German Ros, Felipe Codevilla, Antonio Lopez, and Vladlen Koltun. Carla: An open urban driving simulator. *arXiv preprint arXiv:1711.03938*, 2017. 3
- [13] Matthew Fisher, Daniel Ritchie, Manolis Savva, Thomas Funkhouser, and Pat Hanrahan. Example-based synthesis of 3d object arrangements. *ACM Transactions on Graphics (TOG)*, 31(6):1–11, 2012. 2
- [14] Daniel J Fremont, Tommaso Dreossi, Shromona Ghosh, Xiangyu Yue, Alberto L Sangiovanni-Vincentelli, and Sanjit A Seshia. Scenic: a language for scenario specification and scene generation. In *PLDI*, pages 63–78, 2019. 2
- [15] Huan Fu, Bowen Cai, Lin Gao, Lingxiao Zhang, Cao Li, Qixun Zeng, Chengyue Sun, Yiyun Fei, Yu Zheng, Ying Li, Yi Liu, Peng Liu, Lin Ma, Le Weng, Xiaohang Hu, Xin Ma, Qian Qian, Rongfei Jia, Binqiang Zhao, and Hao Zhang. 3d-front: 3d furnished rooms with layouts and semantics. *arXiv preprint arXiv:2011.09127*, 2020. 1, 2
- [16] Huan Fu, Rongfei Jia, Lin Gao, Mingming Gong, Binqiang Zhao, Steve Maybank, and Dacheng Tao. 3d-future: 3d furniture shape with texture. *arXiv preprint arXiv:2009.09633*, 2020. 2
- [17] Franco Eusébio Garcia and Vânia Paula de Almeida Neris. A data-driven entity-component approach to develop universally accessible games. In *UAHCI*, pages 537–548, 2014. 5
- [18] Alberto Garcia-Garcia, Pablo Martinez-Gonzalez, Sergiu Oprea, John Alejandro Castro-Vargas, Sergio Orts-Escolano, Jose Garcia-Rodriguez, and Alvaro Jover-Alvarez. The robotrix: An extremely photorealistic and very-large-scale indoor dataset of sequences with robot trajectories and interactions. In *IROS*, pages 6790–6797, 2018. 2
- [19] Noah D Goodman and Andreas Stuhlmüller. The design and implementation of probabilistic programming languages, 2014. 2
- [20] Ankur Handa, Viorica Pătrăucean, Simon Stent, and Roberto Cipolla. Scenenet: An annotated model generator for indoor scene understanding. In *ICRA*, pages 5737–5743, 2016. 1, 2, 4, 7
- [21] Ankur Handa, Thomas Whelan, John McDonald, and Andrew J Davison. A benchmark for rgb-d visual odometry, 3d reconstruction and slam. In *ICRA*, pages 1524–1531, 2014. 4
- [22] Binh-Son Hua, Quang-Hieu Pham, Duc Thanh Nguyen, Minh-Khoi Tran, Lap-Fai Yu, and Sai-Kit Yeung. Scennn: A scene meshes dataset with annotations. In *3DV*, pages 92–101, 2016. 2
- [23] Allison Janoch, Sergey Karayev, Yangqing Jia, Jonathan T Barron, Mario Fritz, Kate Saenko, and Trevor Darrell. *A Category-Level 3D Object Dataset: Putting the Kinect to Work*, pages 141–165. Springer London, 2013. 2
- [24] Chenfanfu Jiang, Siyuan Qi, Yixin Zhu, Siyuan Huang, Jenny Lin, Lap-Fai Yu, Demetri Terzopoulos, and Song-Chun Zhu. Configurable 3d scene synthesis and 2d image rendering with per-pixel ground truth using stochastic grammars. *IJCV*, 126(9):920–941, 2018. 2
- [25] Matthew Johnson, Katja Hofmann, Tim Hutton, and David Bignell. The malmo platform for artificial intelligence experimentation. In *IJCAI*, pages 4246–4247, 2016. 3
- [26] Peter Kán and Hannes Kaufmann. Automatic furniture arrangement using greedy cost minimization. In *VR*, pages 491–498, 2018. 2, 3
- [27] Michał Kempka, Marek Wydmuch, Grzegorz Runc, Jakub Toczec, and Wojciech Jaśkowski. Vizdoom: A doom-based ai research platform for visual reinforcement learning. In *CIG*, pages 1–8, 2016. 3
- [28] Eric Kolve, Roozbeh Mottaghi, Winson Han, Eli VanderBilt, Luca Weihs, Alvaro Herrasti, Daniel Gordon, Yuke Zhu, Abhinav Gupta, and Ali Farhadi. Ai2-thor: An interactive 3d environment for visual ai. *arXiv preprint arXiv:1712.05474*, 2017. 2
- [29] Hema S. Koppula, Abhishek Anand, Thorsten Joachims, and Ashutosh Saxena. Semantic labeling of 3d point clouds for

- indoor scenes. In *NeurIPS*, pages 244–252, 2011. 2
- [30] Tejas D Kulkarni, Pushmeet Kohli, Joshua B Tenenbaum, and Vikash Mansinghka. Picture: A probabilistic programming language for scene perception. In *CVPR*, pages 4390–4399, 2015. 2
- [31] Kevin Lai, Liefeng Bo, and Dieter Fox. Unsupervised feature learning for 3d scene labeling. In *ICRA*, pages 3050–3057, 2014. 2
- [32] Wenbin Li, Sajad Saeedi, John McCormac, Ronald Clark, Dimos Tzoumanikas, Qing Ye, Yuzhong Huang, Rui Tang, and Stefan Leutenegger. Interiornet: Mega-scale multi-sensor photo-realistic indoor scenes dataset. In *BMVC*, 2018. 1, 2
- [33] Zhengqi Li and Noah Snavely. Cgintrinsics: Better intrinsic image decomposition through physically-based rendering. In *ECCV*, pages 371–387, 2018. 1, 2
- [34] Zhengqin Li, Ting-Wei Yu, Shen Sang, Sarah Wang, Sai Bi, Zexiang Xu, Hong-Xing Yu, Kalyan Sunkavalli, Miloš Hašan, Ravi Ramamoorthi, et al. Openrooms: An end-to-end open framework for photorealistic indoor scene datasets. *arXiv preprint arXiv:2007.12868*, 2020. 1, 2
- [35] Bingyuan Liu, Jiantao Zhang, Xiaoting Zhang, Wei Zhang, Chuanhui Yu, and Yuan Zhou. Furnishing your room by what you see: An end-to-end furniture set retrieval framework with rich annotated benchmark dataset. *arXiv preprint arXiv:1911.09299*, 2019. 2
- [36] John McCormac, Ankur Handa, Stefan Leutenegger, and Andrew J Davison. Scenenet rgb-d: Can 5m synthetic images beat generic imagenet pre-training on indoor segmentation? In *ICCV*, pages 2678–2687, 2017. 1, 2
- [37] Paul Merrell, Eric Schkufza, Zeyang Li, Maneesh Agrawala, and Vladlen Koltun. Interactive furniture layout using interior design guidelines. *ACM transactions on graphics (TOG)*, 30(4):1–10, 2011. 2
- [38] MongoDB. *The MongoDB database*, 2009. 3
- [39] Nathan Morrical, Jonathan Tremblay, Yunzhi Lin, Stephen Tyree, Stan Birchfield, Valerio Pascucci, and Ingo Wald. Nvisii: A scriptable tool for photorealistic image generation. *arXiv preprint arXiv:2105.13962*, 2021. 3
- [40] Stephan R Richter, Vibhav Vineet, Stefan Roth, and Vladlen Koltun. Playing for data: Ground truth from computer games. In *ECCV*, pages 102–118. Springer, 2016. 3
- [41] Daniel Ritchie, Kai Wang, and Yu-an Lin. Fast and flexible indoor scene synthesis via deep convolutional generative models. In *Proceedings of the IEEE/CVF Conference on Computer Vision and Pattern Recognition*, pages 6182–6190, 2019. 2
- [42] Mike Roberts and Nathan Paczan. Hypersim: A photorealistic synthetic dataset for holistic indoor scene understanding. *arXiv preprint arXiv:2011.02523*, 2020. 1, 2
- [43] German Ros, Simon Stent, Pablo F Alcantarilla, and Tomoki Watanabe. Training constrained deconvolutional networks for road scene semantic segmentation. *arXiv preprint arXiv:1604.01545*, 2016. 7
- [44] Manolis Savva, Angel X Chang, Pat Hanrahan, Matthew Fisher, and Matthias Nießner. Pigraphs: learning interaction snapshots from observations. *ACM Transactions on Graphics (TOG)*, 35(4):1–12, 2016. 2
- [45] Manolis Savva, Abhishek Kadian, Oleksandr Maksymets, Yili Zhao, Erik Wijmans, Bhavana Jain, Julian Straub, Jia Liu, Vladlen Koltun, Jitendra Malik, et al. Habitat: A platform for embodied ai research. In *ICCV*, pages 9339–9347, 2019. 3
- [46] Nathan Silberman, Derek Hoiem, Pushmeet Kohli, and Rob Fergus. Indoor segmentation and support inference from rgb-d images. In *ECCV*, pages 746–760, 2012. 1, 2, 8
- [47] Karen Simonyan and Andrew Zisserman. Very deep convolutional networks for large-scale image recognition. In *ICLR*, 2015. 4
- [48] Shuran Song, Samuel P Lichtenberg, and Jianxiong Xiao. Sun rgb-d: A rgb-d scene understanding benchmark suite. In *CVPR*, pages 567–576, 2015. 1, 2
- [49] Shuran Song, Fisher Yu, Andy Zeng, Angel X Chang, Manolis Savva, and Thomas Funkhouser. Semantic scene completion from a single depth image. In *CVPR*, pages 1746–1754, 2017. 1, 2
- [50] Julian Straub, Thomas Whelan, Lingni Ma, Yufan Chen, Erik Wijmans, Simon Green, Jakob J. Engel, Raul Mur-Artal, Carl Ren, Shobhit Verma, Anton Clarkson, Mingfei Yan, Brian Budge, Yajie Yan, Xiaqing Pan, June Yon, Yuyang Zou, Kimberly Leon, Nigel Carter, Jesus Briales, Tyler Gillingham, Elias Mueggler, Luis Pesqueira, Manolis Savva, Dhruv Batra, Hauke M. Strasdat, Renzo De Nardi, Michael Goesele, Steven Lovegrove, and Richard Newcombe. The Replica dataset: A digital replica of indoor spaces. *arXiv preprint arXiv:1906.05797*, 2019. 2
- [51] J. Sturm, N. Engelhard, F. Endres, W. Burgard, and D. Cremers. A benchmark for the evaluation of rgb-d slam systems. In *IROS*, pages 573–580, 2012. 2
- [52] Cheng Sun, Chi-Wei Hsiao, Min Sun, and Hwann-Tzong Chen. Horizonnet: Learning room layout with 1d representation and pano stretch data augmentation. In *CVPR*, pages 1047–1056, 2019. 7
- [53] Kai Wang, Yu-An Lin, Ben Weissmann, Manolis Savva, Angel X Chang, and Daniel Ritchie. Planit: Planning and instantiating indoor scenes with relation graph and spatial prior networks. *ACM Transactions on Graphics (TOG)*, 38(4):1–15, 2019. 2
- [54] Wenshan Wang, DeLong Zhu, Xiangwei Wang, Yaoyu Hu, Yuheng Qiu, Chen Wang, Yafei Hu, Ashish Kapoor, and Sebastian Scherer. Tartanair: A dataset to push the limits of visual slam. In *IROS*, 2020. 2
- [55] Yi Wu, Yuxin Wu, Georgia Gkioxari, and Yuandong Tian. Building generalizable agents with a realistic and rich 3d environment. *arXiv preprint arXiv:1801.02209*, 2018. 2
- [56] Fei Xia, Amir R Zamir, Zhiyang He, Alexander Sax, Jitendra Malik, and Silvio Savarese. Gibson env: Real-world perception for embodied agents. In *CVPR*, pages 9068–9079, 2018. 1, 2, 3
- [57] Jianxiong Xiao, Andrew Owens, and Antonio Torralba. Sun3d: A database of big spaces reconstructed using sfm and object labels. In *ICCV*, pages 1625–1632, 2013. 1, 2
- [58] Wei Yin, Yifan Liu, Chunhua Shen, and Youliang Yan. Enforcing geometric constraints of virtual normal for depth prediction. In *ICCV*, pages 5684–5693, 2019. 8
- [59] Lap-Fai Yu, Sai-Kit Yeung, and Demetri Terzopoulos. The clutterpalette: An interactive tool for detailing indoor scenes. *IEEE Transactions on Visualization and Computer Graphics*

- (TVCG), 22(2):1138–1148, 2015. 2
- [60] Yinda Zhang, Shuran Song, Ersin Yumer, Manolis Savva, Joon-Young Lee, Hailin Jin, and Thomas Funkhouser. Physically-based rendering for indoor scene understanding using convolutional neural networks. In *Proceedings of the IEEE Conference on Computer Vision and Pattern Recognition*, pages 5287–5295, 2017. 2
  - [61] Hengshuang Zhao, Jianping Shi, Xiaojuan Qi, Xiaogang Wang, and Jiaya Jia. Pyramid scene parsing network. In *CVPR*, pages 2881–2890, 2017. 8
  - [62] Jia Zheng, Junfei Zhang, Jing Li, Rui Tang, Shenghua Gao, and Zihan Zhou. Structured3d: A large photo-realistic dataset for structured 3d modeling. In *ECCV*, pages 519–535, 2020. 1, 2, 4
  - [63] Chuhan Zou, Jheng-Wei Su, Chi-Han Peng, Alex Colburn, Qi Shan, Peter Wonka, Hung-Kuo Chu, and Derek Hoiem. Manhattan room layout reconstruction from a single 360 image: A comparative study of state-of-the-art methods. *International Journal of Computer Vision (IJCV)*, 2021. 7