

Likelihood estimation of sparse topic distributions in topic models and its applications to Wasserstein document distance calculations

Xin Bing* Florentina Bunea† Seth Strimas-Mackey‡ Marten Wegkamp§

July 14, 2021

Abstract: This paper studies the estimation of high-dimensional, discrete, possibly sparse, mixture models in the context topic models. The data consists of observed multinomial counts of p words across n independent documents. In topic models, the $p \times n$ expected word frequency matrix is assumed to be factorized as a $p \times K$ word-topic matrix A and a $K \times n$ topic-document matrix T . Since columns of both matrices represent conditional probabilities belonging to probability simplices, columns of A are viewed as p -dimensional mixture components that are common to all documents while columns of T are viewed as the K -dimensional mixture weights that are document specific and are allowed to be sparse.

The main interest is to provide sharp, finite sample, ℓ_1 -norm convergence rates for estimators of the mixture weights T when A is either known or unknown. For known A , we suggest MLE estimation of T . Our non-standard analysis of the MLE not only establishes its ℓ_1 convergence rate, but also reveals a remarkable property: the MLE, with no extra regularization, can be exactly sparse and contain the true zero pattern of T . We further show that the MLE is both minimax optimal and adaptive to the unknown sparsity in a large class of sparse topic distributions. When A is unknown, we estimate T by optimizing the likelihood function corresponding to a plug in, generic, estimator \hat{A} of A . For any estimator \hat{A} that satisfies carefully detailed conditions for proximity to A , we show that the resulting estimator of T retains the properties established for the MLE. Our theoretical results allow the ambient dimensions K and p to grow with the sample sizes.

Our main application is to the estimation of 1-Wasserstein distances between document generating distributions. We propose, estimate and analyze new 1-Wasserstein distances between alternative probabilistic document representations, at the word and topic level, respectively. We derive finite sample bounds on the estimated proposed 1-Wasserstein distances. For word level document-distances, we provide contrast with existing rates on the 1-Wasserstein distance between standard empirical frequency estimates. The effectiveness of the proposed 1-Wasserstein distances is illustrated by an analysis of an IMDB movie reviews data set. Finally, our theoretical results are supported by extensive simulation studies.

*Department of Statistics and Data Science, Cornell University, Ithaca, NY. E-mail: xb43@cornell.edu.

†Department of Statistics and Data Science, Cornell University, Ithaca, NY. E-mail: fb238@cornell.edu.

‡Department of Statistics and Data Science, Cornell University, Ithaca, NY. E-mail: scs324@cornell.edu.

§Departments of Mathematics, and of Statistics and Data Science, Cornell University, Ithaca, NY. E-mail: mhw73@cornell.edu.

Keywords: Adaptive estimation, high-dimensional estimation, maximum likelihood estimation, minimax estimation, multinomial distribution, mixture model, sparse estimation, non-negative matrix factorization, topic models, anchor words

1 Introduction

We consider the problem of estimating high-dimensional, discrete, mixture distributions, in the context of topic models. The focus of this work is the estimation, with sharp finite sample convergence rates, of the distribution of the latent topics within the documents of a corpus. Our main application is to the estimation of Wasserstein distances between document generating distributions.

In the framework and traditional jargon of topic models, one has access to a corpus of n documents generated from a common set of K latent topics. Each document $i \in [n] := \{1, \dots, n\}$ is modelled as a set of N_i words drawn from a discrete distribution $\Pi_*^{(i)}$ on p points, where p is the dictionary size. We observe the p -dimensional word-count vector $Y^{(i)}$ for each document $i \in [n]$, where we assume

$$Y^{(i)} \sim \text{Multinomial}_p(N_i, \Pi_*^{(i)}).$$

The topic model assumption is that the matrix of expected word frequencies in the corpus, $\Pi_* := (\Pi_*^{(1)}, \dots, \Pi_*^{(n)})$ can be factorized as

$$\Pi_* = A\mathbf{T}_* \tag{1}$$

Here A represents the $p \times K$ matrix of conditional probabilities of a word, given a topic, and therefore each column of A belongs to the p -dimensional probability simplex

$$\Delta_p := \{x \in \mathbb{R}^p \mid x \succeq \mathbf{0}, \mathbf{1}_p^\top x = 1\}.$$

The notation $x \succeq \mathbf{0}$ represents $x_j \geq 0$ for each $j \in [p]$, and $\mathbf{1}_p$ is the vector of all ones. The $K \times n$ matrix $\mathbf{T}_* := (T_*^{(1)}, \dots, T_*^{(n)})$ collects the probability vectors $T_*^{(i)} \in \Delta_K$, the simplex in \mathbb{R}^K . The entries of $T_*^{(i)}$ are probabilities with which each of the K topics occurs within document i , for each $i \in [n]$. Relationship (1) would be a very basic application of Bayes' Theorem if A also depended on i . A matrix A that is common across documents is the topic model assumption, which we will make in this paper.

Under model (1), each distribution on words, $\Pi_*^{(i)} = AT_*^{(i)} \in \Delta_p$, is a discrete mixture of $K < p$ distributions. The mixture components correspond to the columns of A , and are therefore common to the entire corpus, while the weights, given by the entries of $T_*^{(i)}$, are document specific. Since not all topics are expected to be covered by all documents, the mixture weights are potentially sparse, in that $T_*^{(i)}$ may be sparse. Using their dual interpretation, throughout the paper we will refer to a vector $T_*^{(i)}$ as either the topic distribution or the vector of mixture weights, in document i .

The observed word frequencies are collected in a $p \times n$ data matrix $\mathbf{X} = (X^{(1)}, \dots, X^{(n)})$ with independent columns $X^{(i)} = Y^{(i)}/N_i$ corresponding to the i th document. Our main interest is to estimate \mathbf{T}_* when either the matrix A is known or unknown. We allow for the ambient dimensions K and p to depend on the sizes of the samples $\{N_1, \dots, N_n\}$ and n throughout the paper.

While, for ease of reference to the existing literature, we will continue to employ the text analysis jargon for the remainder of this work, and our main application will be to the analysis of a movie review data set, our results apply to any data set generated from a model satisfying (1), for instance

in biology [Bravo González-Blas et al., 2019, Chen et al., 2020], hyperspectral unmixing [Ma et al., 2013] and collaborative filtering [Kleinberg and Sandler, 2008].

The specific problems treated in this work are listed below, and expanded upon in the following subsections.

1. The main focus of this paper is on the derivation of sharp, finite-sample, ℓ_1 -error bounds for estimators $\hat{T}^{(i)}$ of the potentially sparse topic distributions $T_*^{(i)}$, under model (1), for each $i \in [n]$. The finite sample analysis covers two cases, corresponding to whether the components of the mixture, provided by the columns of A , are either (i) known, or (ii) unknown, and estimated by \hat{A} from the corpus data \mathbf{X} . As a corollary, we derive corresponding finite sample ℓ_1 -norm error bounds for mixture model-based estimators of $\Pi_*^{(i)}$.
2. The main application of our work is to the construction and analysis of similarity measures between the documents of a corpus, for measures corresponding to estimates of the Wasserstein distance between different probabilistic representations of a document.

1.1 A finite sample analysis of topic and word distribution estimators

Finite sample error bounds for estimators \hat{A} of A in topic models (1) have been studied in Arora et al. [2012, 2013], Ke and Wang [2017], Bing et al. [2020a,b], while the finite sample properties of estimators of $T_*^{(i)}$ and, by extension, those of mixture-model-based estimators of $\Pi_*^{(i)}$, are much less understood, even when A is known beforehand, and therefore $\hat{A} = A$.

When $\Pi_*^{(i)} \in \Delta_p$ is a probability vector parametrized as $\Pi_*^{(i)} = g(T)$, with $T \in \mathbb{R}^K$, $K < p$ and some *known* function g , provided that T is identifiable, the study of the asymptotic properties of the maximum likelihood estimator (MLE) of T , derived from the p -dimensional vector of observed counts $Y^{(i)}$, is over eight decades old. Proofs of the consistency and asymptotic normality of the MLE, when the ambient dimensions K and p do not depend on the sample size, can be traced back to Rao [1957, 1958] and later to the seminal work of Birch [1964], and are reproduced, in updated forms, in standard textbooks on categorical data [Bishop et al., 2007, Agresti, 2012].

The mixture parametrization treated in this work, when A known, is an instance of these well-studied low-dimensional parametrizations. Specialized to our context, for document $i \in [n]$, the parametrization is $\Pi_{*j}^{(i)} = A_j^\top T_*^{(i)}$ with $T_*^{(i)} \in \Delta_K$, for each component $j \in [p]$ of $\Pi_*^{(i)}$. However, even when p and K are fixed, the aforementioned classical asymptotic results are not applicable, as they are established under the following key assumptions that typically do not hold for topic models:

- (1) $0 < T_{*k}^{(i)} < 1$, for all $k \in [K]$,
- (2) $\Pi_{*j}^{(i)} = A_j^\top T_*^{(i)} > 0$ for all $j \in [p]$.

The regularity assumption (1) is crucial in classical analyses [Rao, 1957, 1958], and stems from the basic requirement of M -estimation that $T_*^{(i)}$ be an interior point in its appropriate parameter space. In effect, since $\sum_{k=1}^K T_{*k}^{(i)} = 1$, this is a requirement on only a $(K - 1)$ sub-vector of it. In the context of topic models, a given document i of the corpus may not touch upon all K topics, and in fact is expected not to. Therefore, it is expected that $T_{*k}^{(i)} = 0$, for some k . Furthermore, K represents the number of topics common to the entire corpus, and although topic k may not appear in document i , it may be the leading topic of some other document j . Both presence and

absence of a topic in a document are subject to discovery, and are not known prior to estimation. Moreover, one does not observe the topic proportions $T_*^{(i)}$ per document i directly. Therefore, one cannot use background knowledge, for any given document, to reduce K to a smaller dimension in order to satisfy assumption (1).

The classical assumption (2) also typically does not hold for topic models. To see this, note that the matrix A is also expected to be sparse: conditional on a topic k , some of the words in a large p -dimensional dictionary will not be used in that topic. Therefore, in each column $A_{\cdot k}$, we expect that $A_{jk} = 0$, for many rows $j \in [p]$. When the supports of $A_{\cdot j}$ and $T_*^{(i)}$ do not intersect, the corresponding probability of word j in document i is zero, $\Pi_{*j}^{(i)} = A_{\cdot j}^\top T_*^{(i)} = 0$. Since zero word probabilities are induced by unobservable sparsity in the topic distribution (or, equivalently, in the mixture weights), one once again cannot reduce the dimension p a priori in a theoretical analysis. Therefore, the assumption (2) is also expected to fail.

The analysis on the MLE of $T_*^{(i)}$ is thus an open problem with A being known even for fixed p scenarios, when the standard assumptions (1) and (2) do not hold and when the problem cannot be artificially reduced to a framework in which they do.

Finite sample analysis of the rates of the MLE of topic distributions, for known A In Section 2.1, we provide a novel analysis of the MLE of $T_*^{(i)}$ for known A , under a sparse discrete mixture framework, in which both the ambient dimensions K and p are allowed to grow with the sample sizes N_i and n . Kleinberg and Sandler [2008] refer to the assumption of A being known as the semi-omniscient setting in the context of collaborative filtering and note that even this setting is, surprisingly, very challenging for estimating the mixture weights. By studying the MLE of $T_*^{(i)}$ when A is known, one gains appreciation of the intrinsic difficulty of this problem, that is present even before one further takes into account the estimation of the entire $p \times K$ matrix A .

To the best of our knowledge, the only existing work that treats the aspect of our problem is Arora et al. [2016], under the assumptions that

- (a) the support S_* of $T_*^{(i)}$ is known and $T_{\min} := \min_{k \in S_*} T_{*k}^{(i)} \geq c/s$ with $s = |S_*|$ and $c \in (0, 1]$,
- (b) the matrix A is known and $\kappa = \min_{\|x\|_1=1} \|Ax\|_1 > 0$.

The parameter κ is called the $\ell_1 \rightarrow \ell_1$ condition number of A [Kleinberg and Sandler, 2008] which measures the amount of linear independence between columns of A that belong to the simplex Δ_p . Under (a) and (b), the problem framework is very close to the classical one, and the novelty in Arora et al. [2016] resides in the provision of a finite sample ℓ_1 -error bound of the difference between the restricted MLE (restricted to the known support S_*) and the true $T_*^{(i)}$, a bound that is valid for growing ambient dimensions. However, assumption (a) is rather strong, as the support of $T_*^{(i)}$ is typically unknown. Furthermore, the restriction $\sum_{k \in S_*} T_{*k}^{(i)} = 1$ implies that $T_{\min} \leq 1/s$. Hence (a) essentially requires $T_*^{(i)}$ to be approximately uniform on its a priori known support. This does not hold in general. For instance, even if the support were known, many documents will primarily cover a very small number of topics, while only mentioning the rest, and thus some topics will be much more likely to occur than others, per document.

Our novel finite sample analysis in Section 2.1 avoids the strong condition (a) in Arora et al. [2016]. For notational simplicity, we pick one $i \in [n]$ and drop the superscripts (i) in $X^{(i)}$, $T_*^{(i)}$ and $\Pi_*^{(i)}$ within this section. In Theorem 1 of Section 2.1.1, we first establish a general bound for the

ℓ_1 -norm of the error $(\hat{T}_{\text{mle}} - T_*)$, with \hat{T}_{mle} being the MLE of T_* . Then, in Section 2.1.2, we use this bound as a preliminary result to characterize the regime in which the Hessian matrix of the loss in (6), evaluated at \hat{T}_{mle} , is close to its population counterpart (see condition (18) in Section 2.1.2). When this is the case, we prove a potentially faster rate of $\|\hat{T}_{\text{mle}} - T_*\|_1$ in Theorem 2. A consequence of both Theorem 1 and Theorem 2 is summarized in Corollary 3 of Section 2.1.2 for the case when T_* is dense such that $S_* = [K]$. For dense T_* , provided that $T_{\min}^3 \geq C \log(K)/(\kappa^4 N_i)$ for some sufficiently large constant $C > 0$, $\|\hat{T}_{\text{mle}} - T_*\|_1$ achieves the parametric rate $\sqrt{K/N_i}$, up to a multiplicative factor $\sqrt{\log(K)/\kappa^2}$.

As mentioned earlier, since T_* is not necessarily an interior point, we cannot appeal to the standard theory of the MLE, nor can we rely on having a zero gradient of the log-likelihood at \hat{T}_{mle} . Instead, our proofs of Theorem 1 and 2 consist of the following key steps:

- We prove that the KKT conditions of maximizing the log-likelihood under the restriction that $\hat{T}_{\text{mle}} \in \Delta_K$ lead to a quadratic inequality in $(\hat{T}_{\text{mle}} - T_*)$ of the form $(\hat{T}_{\text{mle}} - T_*)^\top \tilde{I}(\hat{T}_{\text{mle}} - T_*) \leq (\hat{T}_{\text{mle}} - T_*)^\top E$, where (the infinity norm of) E is defined in the next point, and

$$\tilde{I} = \sum_{j: X_j > 0} \frac{X_j}{\Pi_{*j} A_{j\cdot}^\top \hat{T}_{\text{mle}}} A_{j\cdot} A_{j\cdot}^\top.$$

- We bound the linear term of this inequality by $\|E\|_\infty \|\hat{T}_{\text{mle}} - T_*\|_1$ together with a sharp concentration inequality (Lemma 19 of Appendix G) for

$$\|E\|_\infty = \max_{k \in [K]} \left| \sum_{j: \Pi_{*j} > 0} \frac{A_{jk}}{\Pi_{*j}} (X_j - \Pi_{*j}) \right|.$$

- We prove that the quadratic term can be bounded from below by $(\kappa^2/2) \|\hat{T}_{\text{mle}} - T_*\|_1^2$, using the definition of the $\ell_1 \rightarrow \ell_1$ condition number of A , and control of the ratios X_j/Π_{*j} over a suitable subset of indices j such that $X_j > 0$.
- The faster rate in Theorem 2 requires a more delicate control of \tilde{I} , and its analysis is complicated by the division by $A_{j\cdot}^\top \hat{T}_{\text{mle}}$. To this end, we use the bound in Theorem 1 to first prove that $A_{j\cdot}^\top \hat{T}_{\text{mle}} \leq (1+c)\Pi_{*j}$, for all j with $\Pi_{*j} > 0$ and some constant $c \in (0,1)$. We then prove a sharp concentration bound (Lemma 21 of Appendix G) for the operator norm of the matrix $I^{-1/2}(\hat{I} - I)I^{-1/2}$ for $\hat{I} = \sum_j X_j \Pi_{*j}^{-2} A_{j\cdot} A_{j\cdot}^\top$ and $I = \sum_j \Pi_{*j}^{-1} A_{j\cdot} A_{j\cdot}^\top$. This will lead to an improved quadratic inequality

$$(\hat{T}_{\text{mle}} - T_*)^\top I(\hat{T}_{\text{mle}} - T_*) \leq (1+c)(\hat{T}_{\text{mle}} - T_*)^\top E \leq (1+c) \|I^{1/2}(\hat{T}_{\text{mle}} - T_*)\|_2 \|I^{-1/2}E\|_2.$$

Finally, a sharp concentration inequality for $\|I^{-1/2}E\|_2$ gives the desired faster rates on $\|\hat{T}_{\text{mle}} - T_*\|_1$.

Minimax optimality and adaptation to sparsity of the MLE of topic distributions, for known A In Section 2.1.3 we show that the MLE of T_* can be sparse, without any need for extra regularization, a remarkable property that holds in the topic model set-up. Specifically, we introduce in Theorem 5 a new incoherence condition on the matrix A under which $\{\text{supp}(\hat{T}_{\text{mle}}) \subseteq \text{supp}(T_*)\}$

holds with high probability. Therefore, if the vector T_* is sparse, its zero components will be among those of \hat{T}_{mle} . Our analysis uses a primal-dual witness approach based on the KKT conditions from solving the MLE. To the best of our knowledge, this is the first work proving that the MLE of sparse mixture weights can be exactly sparse, without extra regularization, and determining conditions under which this can happen. Since $\text{supp}(\hat{T}_{\text{mle}}) \subseteq \text{supp}(T_*)$ implies that if $T_{*k} = 0$ for some k , so is $[\hat{T}_{\text{mle}}]_k$, this sparsity recovery property further leads to a faster $\sqrt{s/N_i}$ rate (up to a logarithmic factor) for $\|\hat{T}_{\text{mle}} - T_*\|_1$ with $s = |S_*|$, as summarized in Corollaries 4 and 6 of Section 2.1.3. In Section 2.1.4 we prove that $\sqrt{s/N_i}$ in fact is the minimax rate of estimating T_* over a large class of sparse topic distributions, implying the minimax optimality of the MLE as well as its adaptivity to the unknown sparsity s .

Finite sample analysis of the estimators of topic distributions, for unknown A We study the estimation of T_* when A is unknown in Section 2.2. Our procedure of estimating T_* is valid for any estimator \hat{A} of A with columns of \hat{A} belonging to Δ_p . For any such estimator \hat{A} , we propose to plug it into the log-likelihood criterion $\sum_j X_j \log(\hat{A}_j^\top T)$ for estimating T_* . While the proofs are more technical, we can prove that the resulting estimate \hat{T} of T_* by using \hat{A} retains all the properties proved for the MLE \hat{T}_{mle} based on the known A in Section 2.1, provided that the error $\|\hat{A} - A\|_{1,\infty} := \max_k \|\hat{A}_{\cdot k} - A_{\cdot k}\|_1$ is sufficiently small. In fact, all bounds of $\|\hat{T} - T_*\|_1$ in Theorems 8 and 9 and Corollary 10 of Section 2.2.2, have an extra additive term $\|\hat{A} - A\|_{1,\infty}$ reflecting the effect of estimating A . In Appendix A.2, we also show that the estimator \hat{T} retains the sparsity recovery property despite using \hat{A} . Essentially, our take-home message is that the rate for $\|\hat{T} - T_*\|_1$ is the same as $\|\hat{T}_{\text{mle}} - T_*\|_1$ plus the additive error $\|\hat{A} - A\|_{1,\infty}$, provided that \hat{A} estimates A well in $\|\cdot\|_{1,\infty}$ norm, with one instance given by the estimator in Bing et al. [2020b].

Finite sample analysis of the estimators of word distributions In Section 2.3 we compare the mixture-model-based estimator $\tilde{\Pi}_A = A\hat{T}_{\text{mle}}$ of Π_* with the empirical estimator $\hat{\Pi} = X$ (we drop the document-index i), which is simply the p -dimensional observed word frequencies, in two aspects: the ℓ_1 convergence rate and the estimation of probabilities corresponding to zero observed frequencies. For the empirical estimator $\hat{\Pi}$, we find $\mathbb{E}[\|\hat{\Pi} - \Pi_*\|_1] \leq \sqrt{\|\Pi_*\|_0/N}$ with $\|\Pi_*\|_0 = \sum_j 1\{\Pi_{*j} > 0\}$, while $\mathbb{E}[\|\tilde{\Pi}_A - \Pi_*\|_1] \leq \mathbb{E}[\|\hat{T}_{\text{mle}} - T_*\|_1] = \mathcal{O}(\sqrt{K \log K/N})$. We thus expect a faster rate for the model-based estimate $\tilde{\Pi}_A$ whenever $K \log K = \mathcal{O}(\|\Pi_*\|_0)$. Regarding the second aspect, we note that we can have zero observed frequency ($X_j = 0$) for some word j that has strictly positive word probability ($\Pi_{*j} > 0$). The probabilities of these words are estimated incorrectly by zeroes by the empirical estimate $\hat{\Pi}$ whereas the model-based estimator $\tilde{\Pi}_A$ can produce strictly positive estimates, for instance, under conditions stated in Section 2.3. On the other hand, for the words that have zero probabilities in Π_* (hence zero observed frequencies), the empirical estimate $\hat{\Pi}$ makes no mistakes in estimating their probabilities while the estimation error of $\tilde{\Pi}_A$ tends to zero at a rate that is no slower than $\sqrt{K \log K/N}$. In the case that \hat{T}_{mle} has correct one-sided sparsity recovery, detailed in Section 2.1.3, $\tilde{\Pi}_A$ also estimates zero probabilities by zeroes.

1.2 Estimates of the 1-Wasserstein document distances in topic models

In Section 3 we introduce two alternative probabilistic representations of a document $i \in [n]$: via the word generating probability vector, $\Pi_*^{(i)}$, or via the topic generating probability vector $T_*^{(i)}$.

We use either the 1-Wasserstein distance between the word distributions, $W_1(\Pi_*^{(i)}, \Pi_*^{(j)}; D^{\text{word}})$, or the 1-Wasserstein distance between the topic distributions, $W_1(T_*^{(i)}, T_*^{(j)}; D^{\text{topic}})$, in order to evaluate the proximity of a pair of documents i and j , for metrics D^{word} and D^{topic} between words and topics, defined in displays (48) and (51) – (52), respectively. In particular, in Section 3.1 we explain in detail that we regard a topic as a distribution on words, given by a column of A , and therefore distances between topics are distances between discrete distributions in Δ_p , and need to be estimated when A is not known.

In Section 3.2 we propose to estimate the two 1-Wasserstein distances by $W_1(\tilde{\Pi}^{(i)}, \tilde{\Pi}^{(j)}; D^{\text{word}})$ and $W_1(\hat{T}^{(i)}, \hat{T}^{(j)}; \hat{D}^{\text{topic}})$, respectively, where $\tilde{\Pi}^{(i)}$ is the model-based estimator of $\Pi_*^{(i)}$ and $\hat{T}^{(i)}$ is the estimator of $T_*^{(i)}$, as studied in Section 2. As a main theoretical application of the ℓ_1 error bounds derived in Section 2, we provide the finite sample upper bounds

$$|W_1(\tilde{\Pi}^{(i)}, \tilde{\Pi}^{(j)}; D^{\text{word}}) - W_1(\Pi_*^{(i)}, \Pi_*^{(j)}; D^{\text{word}})| \lesssim \sqrt{\frac{K \log p}{N}} + \sqrt{\frac{\|A\|_0 \log p}{nN}}, \quad (2)$$

and

$$|W_1(\hat{T}^{(i)}, \hat{T}^{(j)}; \hat{D}^{\text{topic}}) - W_1(T_*^{(i)}, T_*^{(j)}; D^{\text{topic}})| \lesssim \sqrt{\frac{K \log p}{N}} + \sqrt{\frac{\|A\|_0 \log p}{nN}} \quad (3)$$

that hold under the conditions given in Proposition 11 and Corollary 12 of Section 3.2. We assume, for notation simplicity, that $N_i = N_j = N$. We denote by $\|A\|_0$ the ℓ_0 -norm of the $p \times K$ matrix A , which counts the number of the non-zero entries in this matrix. We defer the precise technical details to Section 3.2, and give an overall, qualitative, assessment here. We first observe that the bounds are of the same order, and that their second term reflects the order of the error in estimating A , and it is therefore zero if A is known. In general, A needs to be estimated and this error term is not zero. The most conservative rate of (2) and (3) is obtained when A is dense, and $\|A\|_0 = pK$, with the practical implications that a short document length (small N) can be compensated for, in terms of speed of convergence, by having a relatively small number of topics K covered by the entire corpus, whereas working with a very large dictionary (large p) will not be detrimental to the rate in a very large corpus (large n).

Sparsity in A is however expected, as given a topic, many of the words from a large dictionary will not be used in that topic. Moreover, sparsity in the topic distributions $T_*^{(i)}$, for each i , is also expected, as a given document will typically only touch upon a few of the K topics. Display (59) in Remark 7 gives a refinement of the bounds above, that reflect their adaptation to unknown sparsity in either the document specific topic-distribution or in the word-topic matrix A .

To the best of our knowledge, this rate analysis of the estimates of 1-Wasserstein distance corresponding to estimators of discrete distributions in topic models is new. The only related results, discussed in Section 3.1, have been established relative to empirical frequency estimators of discrete distributions, from an asymptotic perspective [Sommerfeld and Munk, 2017, Taming et al., 2018] or in finite samples [Weed and Bach, 2017].

In Remark 7 of Section 3.2 we discuss the net computational benefits of representing documents in terms of their K -dimensional topic distributions, for 1-Wasserstein distance calculations. Using an IMBD movie review corpus as a real data example, we illustrate in Section 3.3 the practical benefits of these distance estimates, relative to the more commonly used earth(word)-mover's distance [Kusner et al., 2015] between observed empirical word-frequencies, $W_1(\hat{\Pi}^{(i)}, \hat{\Pi}^{(j)}; D^{\text{word}})$, with $\hat{\Pi}^{(i)} := X^{(i)}$, for all $i \in [n]$. Our analysis reveals that all our proposed 1-Wasserstein distance estimates successfully capture differences in the relative weighting of topics between documents,

whereas the standard $W_1(\hat{\Pi}^{(i)}, \hat{\Pi}^{(j)}; D^{\text{word}})$ is substantially less successful, likely owing in part to the fact noted in Section 1.1 above, that when the dictionary size p is large, but the document length N_i is relatively small, the quality of $\hat{\Pi}^{(i)}$ as an estimator of $\Pi_*^{(i)}$ will deteriorate, and the quality of $W_1(\hat{\Pi}^{(i)}, \hat{\Pi}^{(j)}; D^{\text{word}})$ as an estimator of (49) will deteriorate accordingly.

The remainder of the paper is organized as follows. In Section 2.1 we study the estimation of T_* when A is known. A general bound of $\|\hat{T}_{\text{mle}} - T_*\|_1$ is stated in Section 2.1.1 and is improved in Section 2.1.2. The sparsity of the MLE is discussed in Section 2.1.3 and the minimax lower bounds of estimating T_* are established in Section 2.1.4. Estimation of T_* when A is unknown is studied in Section 2.2. In Section 2.3 we discuss the comparison between model-based estimators and the empirical estimator of Π_* . Section 3 is devoted to our main application: the 1-Wasserstein distance between documents. In Section 3.1 we introduce alternative Wasserstein distances between probabilistic representations of documents with their estimation studied and analyzed in Section 3.2. Section 3.3 contains the analysis of a real data set of IMDB movie reviews. Simulation studies on the estimation of T_* and Π_* are presented in Section 4. The Appendix contains all proofs, auxiliary results and additional simulation results.

Notation: For any positive integer d , we write $[d] := \{1, \dots, d\}$. For two real numbers a and b , we write $a \vee b = \max\{a, b\}$ and $a \wedge b = \min\{a, b\}$. For any set S , its cardinality is written as $|S|$. For any vector $v \in \mathbb{R}^d$, we write its ℓ_q -norm as $\|v\|_q$ for $0 \leq q \leq \infty$. For a subset $S \subset [d]$, we define v_S as the subvector of v with corresponding indices in S . Let $M \in \mathbb{R}^{d_1 \times d_2}$ be any matrix. For any set $S_1 \subseteq [d_1]$ and $S_2 \subseteq [d_2]$, we use $M_{S_1 S_2}$ to denote the submatrix of M with corresponding rows S_1 and columns S_2 . In particular, $(M_{S_1}, (M_{\cdot S_2}))$ stands for the whole rows (columns) of M in S_1 (S_2). We write M_j for each single row of M . We use $\|M\|_{\text{op}}$ and $\|M\|_q$ to denote the operator norm and elementwise ℓ_q norm, respectively. We write $\|M\|_{1,\infty} = \max_j \|M_{\cdot j}\|_1$. The k -th canonical unit vector in \mathbb{R}^d is denoted by e_k while $\mathbf{1}_d$ represents the d -dimensional vector of all ones. \mathbf{I}_d is short for the $d \times d$ identity matrix. For two sequences a_n and b_n , we write $a_n \lesssim b_n$ if there exists $C > 0$ such that $a_n \leq C b_n$ for all $n \geq 1$. For a metric D on a finite set \mathcal{X} , we use boldface $\mathbf{D} := (D(a, b))_{a, b \in \mathcal{X}}$ to denote the corresponding $|\mathcal{X}| \times |\mathcal{X}|$ matrix. The set \mathcal{H}_d contains all $d \times d$ permutation matrices.

2 Estimation of topic distributions under topic models

We consider the estimation of the topic distribution vector, $T_*^{(i)} \in \Delta_K$, for each $i \in [n]$. Pick any $i \in [n]$; for notational simplicity, we write $T_* = T_*^{(i)}$, $X = X^{(i)}$ and $\Pi_* = \Pi_*^{(i)}$ as well as $N = N_i$ throughout this section.

We allow, but do not assume, that the vector T_* is sparse, as sparsity is expected in topic models: a document will cover some, but most likely not all, topics under consideration. We therefore introduce the following parameter space for T_* :

$$\mathcal{T}(s) = \{T \in \Delta_K : |\text{supp}(T)| = s\},$$

with s being any integer between 1 and K . From now on, we let $S_* := \text{supp}(T_*)$ and write $|S_*|$ for its cardinality.

In Section 2.1 we study the estimation of T_* from the observed data X , generated from background probability vector Π_* parametrized as $\Pi_* = AT_*$, with known matrix A . The intrinsic

difficulties associated with the optimal estimation of T_* are already visible when A is known, and we treat this in detail before providing, in Section 2.2, a full analysis that includes the estimation of A . We remark that assuming A known is not purely unrealistic in topic models used for text data, since then one typically has access to a large corpus (with n in the order of tens of thousands). When the corpus can be assumed to share the same A , this matrix can be very accurately estimated.

The results of Section 2.1 hold for any known A , not required to have any specific structure: in particular, we do not assume that it follows a topic model with anchor words (Assumption 1 stated in Section 2.2.1 below). We will make this assumption when we consider optimal estimation of T_* when A itself is unknown, in which case Assumption 1 serves as both a needed identifiability condition and a condition under which estimation of both A and T_* , in polynomial time, becomes possible. This is covered in detail in Section 2.2.

2.1 Estimation of T_* when A is known

When A is known and given, with columns $A_{\cdot k} \in \Delta_p$, the data has a multinomial distribution,

$$NX \sim \text{Multinomial}_p(N; AT_*), \quad (4)$$

where $T_* \in \Delta_K$ is the topic distribution vector, with entries corresponding to the proportions of the K topics, respectively. Under (4), it is natural to consider the Maximum Likelihood Estimator (MLE) \hat{T}_{mle} of T_* . The log-likelihood, ignoring terms independent of T , is proportional to

$$\sum_{j=1}^p X_j \log(A_{j\cdot}^\top T) = \sum_{j \in J} X_j \log(A_{j\cdot}^\top T),$$

where the last summation is taken over the index set of observed relative frequencies,

$$J := \{j \in [p] : X_j > 0\}, \quad (5)$$

and using the convention that $0^0 = 1$. Then

$$\hat{T}_{\text{mle}} := \arg \max_{T \in \Delta_K} \sum_{j \in J} X_j \log(A_{j\cdot}^\top T). \quad (6)$$

This optimization problem is also known as the log-optimal investment strategy, see for instance [Boyd et al., 2004, Problem 4.60]. It can be computed efficiently, since the loss function in (6) is concave on its domain, the open half space $\cap_{j \in J} \{x \in \mathbb{R}^K \mid A_{j\cdot}^\top x > 0\}$, and the constraints $T \succeq 0$ and $\mathbf{1}_K^\top T = 1$ are convex.

The following two subsections state the theoretical properties of the MLE in (6), and include a study of its adaptivity to the potential sparsity of T_* and minimax optimality. In Section 2.3 we show that although \hat{T}_{mle} is constructed only from observed, non-zero, frequencies, $A_{j\cdot}^\top \hat{T}_{\text{mle}}$ can be a non-zero estimate of Π_{*j} for those indices $j \in J^c$ for which we observe $X_j = 0$.

2.1.1 A general finite sample bound for $\|\hat{T}_{\text{mle}} - T_*\|_1$

To analyze \hat{T}_{mle} , we first introduce two deterministic sets that control J defined in (5). Recalling $\Pi_* = AT_*$, we collect the words with non-zero probabilities in the set

$$\bar{J} := \{j \in [p] : \Pi_{*j} > 0\}. \quad (7)$$

We will also consider the set

$$\underline{J} := \{j \in [p] : \Pi_{*j} > 2\varepsilon_j\} \quad (8)$$

where

$$\varepsilon_j := 2\sqrt{\frac{\Pi_{*j} \log p}{N}} + \frac{4 \log p}{3N}, \quad \forall 1 \leq j \leq p. \quad (9)$$

The sets \bar{J} and \underline{J} are appropriately defined such that $\underline{J} \subseteq J \subseteq \bar{J}$ holds with probability at least $1 - 2p^{-1}$ (see Lemma 18 of Appendix G). Define

$$\rho := \max_{j \in \bar{J}} \frac{\|A_{j\cdot}\|_\infty}{\Pi_{*j}}. \quad (10)$$

We note that \bar{J} , \underline{J} and ρ all depend on T_* implicitly via Π_* . Another important quantity is the following $\ell_1 \rightarrow \ell_1$ restricted condition number of the submatrix $A_{\underline{J}}$ of A , defined as

$$\kappa(A_{\underline{J}}, s) := \min_{S \subseteq [K]: |S| \leq s} \min_{v \in \mathcal{C}(S)} \frac{\|A_{\underline{J}} v\|_1}{\|v\|_1}, \quad (11)$$

with

$$\mathcal{C}(S) := \{v \in \mathbb{R}^K \setminus \{\mathbf{0}\} : \|v_S\|_1 \geq \|v_{S^c}\|_1\}.$$

We make the following simple, but very important, observation that

$$\hat{T}_{\text{mle}} - T_* \in \mathcal{C}(S_*) \quad (12)$$

with $S_* = \text{supp}(T_*)$, by using the fact that both \hat{T}_{mle} and T_* belong to Δ_K . In fact, (12) holds generally for any estimator $\hat{T} \in \Delta_K$ as

$$0 = \|T_*\|_1 - \|\hat{T}\|_1 = \|(T_*)_{S_*}\|_1 - \|\hat{T}_{S_*}\|_1 - \|\hat{T}_{S_*^c}\|_1 \leq \|(\hat{T} - T_*)_{S_*}\|_1 - \|(\hat{T} - T_*)_{S_*^c}\|_1.$$

Display (12) implies that the “effective” ℓ_1 error bound of $\hat{T}_{\text{mle}} - T_*$ arises mainly from the estimation of $(T_*)_{S_*}$. Also because of this property, we need the condition number of A to be positive only over the cone $\mathcal{C}(S_*)$ rather than the whole \mathbb{R}^K .

The following theorem states the convergence rate of $\|\hat{T}_{\text{mle}} - T_*\|_1$. Its proof can be found in Appendix D.1.

Theorem 1. Assume $\kappa(A_{\underline{J}}, s) > 0$. For any $\epsilon \geq 0$, with probability $1 - 2p^{-1} - 2\epsilon$, one has

$$\|\hat{T}_{\text{mle}} - T_*\|_1 \leq \frac{2}{\kappa^2(A_{\underline{J}}, s)} \left\{ \sqrt{\frac{2\rho \log(K/\epsilon)}{N}} + \frac{2\rho \log(K/\epsilon)}{N} \right\}. \quad (13)$$

Theorem 1 is a general result that only requires $\kappa(A_{\underline{J}}, s) > 0$. The rates depend on two important quantities: $\kappa(A_{\underline{J}}, s)$ and ρ , which we discuss below in detail. In the next section we will show that the bound in Theorem 1 serves as an initial result, upon which one could obtain a faster rate of the MLE in certain regimes.

Remark 1 (Discussion on $\kappa(A_J, s)$). The $\ell_1 \rightarrow \ell_1$ condition number, $\kappa(A, K)$, is commonly used to quantify the linear independence of the columns belonging to Δ_p of the matrix $A \in \mathbb{R}_+^{p \times K}$ [Kleinberg and Sandler, 2008]. As remarked in Kleinberg and Sandler [2008], the $\ell_1 \rightarrow \ell_1$ condition number $\kappa(A, K)$ plays the role of the smallest singular value, $\sigma_K(A) = \inf_{v \neq 0} \|Av\|_2 / \|v\|_2$, but it is more appropriate for matrices with columns belonging to a probability simplex. Because of the chain inequalities

$$\frac{\kappa(A, K)}{\sqrt{p}} \leq \sigma_K(A) \leq \sqrt{K} \kappa(A, K),$$

and the fact that $K \ll p$, having $\kappa^{-1}(A, K)$ appear in the bound loses at most a \sqrt{K} factor comparing to $\sigma_K^{-1}(A)$. But using $\sigma_K^{-1}(A)$ potentially yields a much worse bound than using $\kappa^{-1}(A, K)$: there are instances for which $\kappa(A, K)$ is lower bounded by a constant whereas $\sigma_K(A)$ is only of order $o(1)$ (see, for instance, Kleinberg and Sandler [2008, Appendix A]).

The restricted $\ell_1 \rightarrow \ell_1$ condition number $\kappa(A, s)$ in (11) for $1 \leq s \leq K$ generalizes $\kappa(A, K)$ by requiring the condition of A over the cones $\mathcal{C}(S)$ with $S \subseteq [K]$ and $|S| \leq s$. We thus view $\kappa(A, s)$ as the analogue of the restricted eigenvalue [Bickel et al., 2009] of the Gram matrix in the sparse regression settings. In topic models, it has been empirically observed that the (restricted) condition number of A is oftentimes bounded from below by some absolute constant [Arora et al., 2016].

To understand why $\kappa(A_J, s)$ appears in the rates, recall that the MLE in (6) only uses the words in J as defined in (5). Intuitively, only the condition number of A_J should play a role as we do not observe any information from words in $J^c := [p] \setminus J$. Since $\underline{J} \subseteq J \subseteq \bar{J}$ holds with high probability, we can thus bound $\kappa(A_J, s)$ from below by $\kappa(A_{\underline{J}}, s)$. For the same reason, ρ in (10) is defined over $j \in \bar{J}$ rather than $j \in J$.

Remark 2 (Discussion on ρ). Define the smallest non-zero entry in T_* as

$$T_{\min} := \min_{k \in S_*} T_{*k}.$$

Recall $\Pi_{*j} = A_j^\top T_* = A_{jS_*}^\top T_{*S_*}$. We have $\rho = \max\{\rho_{S_*}, \rho_{S_*^c}\}$ where

$$\rho_{S_*} = \max_{k \in S_*} \max_{j \in \bar{J}} \frac{A_{jk}}{\sum_{a \in S_*} A_{ja} T_{*a}} \leq \frac{1}{T_{\min}}, \quad (14)$$

$$\rho_{S_*^c} = \max_{k \in S_*^c} \max_{j \in \bar{J}} \frac{A_{jk}}{\sum_{a \in S_*} A_{ja} T_{*a}} \leq \frac{1}{T_{\min}} \cdot \max_{k \in S_*^c} \max_{j \in \bar{J}} \frac{A_{jk}}{\sum_{a \in S_*} A_{ja}}. \quad (15)$$

The magnitudes of both ρ_{S_*} and $\rho_{S_*^c}$ closely depend on T_{\min} while $\rho_{S_*^c}$ additionally depends on

$$\xi := \max_{j \in \bar{J}} \frac{\|A_{jS_*^c}\|_\infty}{\|A_{jS_*}\|_1}, \quad (16)$$

a quantity that essentially balances the entries of A_{jS_*} and those of $A_{jS_*^c}$. Clearly, when T_* is dense, that is, $|S_*| = K$, we have $\xi = 0$. In general, we have

$$\rho \leq (1 \vee \xi) / T_{\min}. \quad (17)$$

We further remark that if A has a special structure such that there exists at least one anchor word for each topic $k \in S_*$, that is, for each $k \in [K]$, there exists a row $A_j \propto e_k$ (see Assumption 1 in Section 2.2.1 below), it is easy to verify that the inequality for ρ_{S_*} in (14) is in fact an equality.

2.1.2 Faster rates of $\|\hat{T}_{\text{mle}} - T_*\|_1$

In this section we state conditions under which the general bound stated in Theorem 1 can be improved. We begin by noting that one of the main difficulties in deriving a faster rate for $\|\hat{T}_{\text{mle}} - T_*\|_1$ is in establishing a link between the Hessian matrix (the second order derivative) of the loss function in (6) evaluated at \hat{T}_{mle} to that evaluated at T_* .

To derive this link, we prove in Appendix D.1 that a relative weighted error of estimating T_* by \hat{T}_{mle} stays bounded in probability, in the precise sense that

$$\max_{j \in \bar{J}} \frac{|A_{j\cdot}^\top (\hat{T}_{\text{mle}} - T_*)|}{A_{j\cdot}^\top T_*} = \mathcal{O}_{\mathbb{P}}(1). \quad (18)$$

Further, we show in Lemma 21 in Appendix G that the Hessian matrix of (6) at T_* concentrates around its population-level counterpart, with X_j replaced by Π_{*j} . A sufficient condition under which (18) holds can be derived as follows. First note that

$$\max_{j \in \bar{J}} \frac{|A_{j\cdot}^\top (\hat{T}_{\text{mle}} - T_*)|}{A_{j\cdot}^\top T_*} \leq \max_{j \in \bar{J}} \frac{\|A_{j\cdot}\|_\infty}{\Pi_{*j}} \|\hat{T}_{\text{mle}} - T_*\|_1 \stackrel{(10)}{=} \rho \|\hat{T}_{\text{mle}} - T_*\|_1. \quad (19)$$

We have bounded ρ by $\rho \leq (1 \vee \xi)/T_{\min}$ in (17), and have provided an initial bound on $\|\hat{T}_{\text{mle}} - T_*\|_1$ in Theorem 1. Therefore, (18) holds if these two bounds combine to show $\rho \|\hat{T}_{\text{mle}} - T_*\|_1$ is of order $\mathcal{O}_{\mathbb{P}}(1)$. This is summarized in the following theorem. Let $\kappa(A_{\bar{J}}, K)$ be defined in (11) with $s = K$ and $A_{\bar{J}}$ in place of $A_{\underline{J}}$. Recall that ξ is defined in (16). In addition, we define

$$\begin{aligned} M_1 &:= \frac{\log K}{\kappa^4(A_{\underline{J}}, s) T_{\min}^3} (1 \vee \xi^3), \\ M_2 &:= \frac{\log K}{\kappa^2(A_{\bar{J}}, K) T_{\min}^2} (1 \vee \xi) (1 + \xi \sqrt{K - s}). \end{aligned} \quad (20)$$

Theorem 2. *For any $T_* \in \mathcal{T}(s)$ with $1 \leq s \leq K$, assume there exists some sufficiently large constant $C > 0$ such that*

$$N \geq C \max\{M_1, M_2\}. \quad (21)$$

Then, with probability $1 - 2p^{-1} - 6K^{-1}$, we have

$$\|\hat{T}_{\text{mle}} - T_*\|_1 \lesssim \kappa^{-1}(A_{\bar{J}}, s) \sqrt{\frac{K \log K}{N}}.$$

Condition (21) requires the sample size N to be sufficiently large relative to T_{\min} , ξ and the $\ell_1 \rightarrow \ell_1$ condition number of A . If $N \geq CM_1$, then the argument in (19) above implies (18), while we use $N \geq CM_2$ to prove in Appendix G that the Hessian matrix of (6) at T_* concentrates around its population-level counterpart.

Combining the bounds in Theorem 1 and Theorem 2, we immediately have the following faster rate of the MLE under (21),

$$\|\hat{T}_{\text{mle}} - T_*\|_1 = \mathcal{O}_{\mathbb{P}} \left(\min \left\{ \kappa^{-2}(A_{\underline{J}}, s) \sqrt{\frac{\rho \log K}{N}}, \kappa^{-1}(A_{\bar{J}}, s) \sqrt{\frac{K \log K}{N}} \right\} \right). \quad (22)$$

We remark that, when T_* is sparse, the first term in the minimum on the right of (22) could be smaller than the second one (see one instance under item (a) of Corollary 6).

However, for dense $T_* \in \mathcal{T}(K)$ such that $|S_*| = K$, the newly derived rate in Theorem 2 (the second term in (22)) is always faster than that in Theorem 1 (the first term in (22)), as summarized in the following corollary. Its proof follows immediately from Theorem 2 by replacing s by K and noting that in that case $\xi = 0$, by (16).

Corollary 3 (Dense T_*). *For any $T_* \in \mathcal{T}(K)$, assume there exists some sufficiently large constant $C > 0$ such that*

$$N \geq C \frac{\log K}{\kappa^4(A_{\underline{J}}, K) T_{\min}^3}. \quad (23)$$

Then, we have

$$\|\hat{T}_{\text{mle}} - T_*\|_1 \lesssim \kappa^{-1}(A_{\bar{J}}, K) \sqrt{\frac{K \log K}{N}}$$

with probability $1 - 2p^{-1} - 6K^{-1}$.

Although in our current application we expect T_* to be exactly sparse, there are many other applications where T_* can only be approximately sparse. For instance, in a standard Latent Dirichlet Allocation model [Blei et al., 2003], T_* follows a Dirichlet distribution and is never exactly sparse. The theoretical results derived above are directly applicable to these situations.

Theorem 2 and Corollary 3 allow us to pin-point the difficulty in establishing rate adaptation to sparsity of the \hat{T}_{mle} of a potentially sparse T_* , when its sparsity pattern is neither known, nor recovered. To this end, notice that although the bound in Theorem 2 is derived for sparse T_* , the rate is essentially the same as that of Corollary 3, that pertains to a dense T_* and, moreover, is established under the stronger condition (21). This condition involves the quantity ξ defined in (16), which balances entries of $A_{\bar{J}S_*^c}$ and $A_{\bar{J}S_*}$. We thus view (21) as the price to pay, compared to (23), for not knowing the support S_* of T_* . We recall that all prior existing literature on this problem, either classical [Agresti, 2012, Bishop et al., 2007] or more recent Arora et al. [2016] assumes that S_* is known.

The next section establishes the remarkable fact that the MLE of T_* in topic models can be exactly sparse, under conditions that we establish in this section. This property allows us to relax (21) and prove that the rate of $\|\hat{T}_{\text{mle}} - T_*\|_1$ can adapt to the unknown sparsity of T_* , when the support of \hat{T}_{mle} is included in the support of T_* .

2.1.3 The sparsity of the MLE in topic models

We will shortly investigate and discuss conditions under which \hat{T}_{mle} in topic models is sparse, a remarkable feature of the MLE since there is no explicit regularization in (6). To that end, we will show that

$$\mathcal{E}_{\text{supp}} := \left\{ \text{supp}(\hat{T}_{\text{mle}}) \subseteq \text{supp}(T_*) \right\} \quad (24)$$

holds with high probability. Therefore, when T_* has zero entries, \hat{T}_{mle} will also be sparse, and have at least as many zeroes. Before stating these results more formally, we give a first implication, in Corollary 4, of the sparsity of the MLE on its ℓ_1 -norm rate.

Corollary 4. For any $T_* \in \mathcal{T}(s)$ with $1 \leq s < K$, assume there exists some sufficiently large constant $C > 0$ such that

$$N \geq C \frac{\log(s \vee n)}{\kappa^4(A_{\underline{J}}, s) T_{\min}^3}. \quad (25)$$

Then,

$$\mathbb{P} \left[\mathcal{E}_{\text{supp}} \cap \left\{ \|\hat{T}_{\text{mle}} - T_*\|_1 \lesssim \kappa^{-1}(A_{\bar{J}}, s) \sqrt{\frac{s \log(s \vee n)}{N}} \right\} \right] \geq 1 - \frac{2}{p} - \frac{6}{s \vee n}.$$

To compare the rates with Theorem 1, suppose Assumption 1 in Section 2.2.1 holds and we have $\rho \geq \rho_{S_*} = 1/T_{\min}$ from Remark 2. Since $T_{\min} \leq 1/s$ and $1 \geq \kappa(A_{\bar{J}}, s) \geq \kappa(A_{\underline{J}}, s)$, we conclude that the rate in Corollary 4 is no slower than that in Theorem 1.

Compared to Theorem 2 and condition (21), the faster rate in Corollary 4 is obtained under a weaker condition (25), provided that the random event $\mathcal{E}_{\text{supp}}$ holds with high probability. This reflects the benefit of (one-sided) sparsity recovery, $[\text{supp}(T_*)]^c \subseteq [\text{supp}(\hat{T}_{\text{mle}})]^c$.

In the following theorem, we show that $\mathcal{E}_{\text{supp}}$ indeed holds with high probability under an incoherence condition on A .

Theorem 5. For any $T_* \in \mathcal{T}(s)$ with any $1 \leq s < K$, assume $N \geq C \log(s)/T_{\min}$ for some constant $C > 0$. Further assume there exists some sufficiently small constant $c > 0$ such that the following holds

$$\frac{\xi}{\kappa^2(A_{\underline{J}}, s)} \sqrt{\frac{\log(s)}{T_{\min}^3 N}} + \sqrt{\frac{\xi \log(K)}{T_{\min} N}} \leq c \min_{k \in S_*^c} \sum_{j \in J^c} A_{jk}. \quad (26)$$

Then, one has $\mathbb{P}(\mathcal{E}_{\text{supp}}) \geq 1 - 2p^{-1} - 6s^{-1} - 2K^{-1}$.

Sketch of the proof. We defer the detailed proof to Appendix D.4, but offer a sketch here. For any T_* with $\text{supp}(T_*) \subseteq [K]$, our proof of $\text{supp}(\hat{T}_{\text{mle}}) \subseteq \text{supp}(T_*)$ consists in two steps. We show that

- (i) there exists an optimal solution \tilde{T} to (6) such that $\text{supp}(\tilde{T}) \subseteq \text{supp}(T_*)$;
- (ii) if there exists any other optimal solution \bar{T} to (6) that is different from \tilde{T} , we also have $\text{supp}(\bar{T}) \subseteq \text{supp}(T_*)$.

Since \hat{T}_{mle} itself is an optimal solution to (6), combining (i) and (ii) yields the desired result.

To prove (i), we use the primal-dual witness approach based on the KKT condition of (6). Specifically, we construct the (oracle) optimal solution \tilde{T} as

$$\tilde{T}_{S_*} = \arg \max_{\beta \in \Delta_s} N \sum_{j \in J} X_j \log(A_{jS_*}^\top \beta), \quad \tilde{T}_{S_*^c} = \mathbf{0}. \quad (27)$$

Here $S_* = \text{supp}(T_*)$ and $s = |S_*|$. On the random event

$$\max_{k \in S_*^c} \sum_{j \in J} X_j \frac{A_{jk}}{A_{jS_*}^\top \tilde{T}_{S_*}} < 1, \quad (28)$$

we prove step (i) by showing that \tilde{T} is an optimal solution to (6) via its KKT condition. Also on the event (28), we prove step (ii) by using the concavity of the loss function in (6) together with some intermediate results from proving (i). Finally, we show that the random event (24) holds with the specified probability in Theorem 5 under condition (26). \square

For completeness, in Appendix A, we show that for a certain class of topic models \widehat{T}_{mle} is not only sparse, but can also consistently estimate the zero entries in T_* . Other examples are possible, but we restrict our attention to topic models (1) with anchor words, satisfying Assumption 1 stated in Section 2.2.1, for which we show that we also have $\text{supp}(T_*) \subseteq \text{supp}(\widehat{T}_{\text{mle}})$ with high probability. Combination with Theorem 5 proves consistent support recovery of \widehat{T}_{mle} , in this class of topic models, a fact also confirmed by our simulations in Section 4.

Remark 3. Condition (26) can be interpreted as an incoherence condition on the submatrices A_{S_*} and $A_{S_*^c}$. To see this, recall from Remark 2 that ξ controls the largest ratio of $\|A_{jS_*}\|_\infty$ to $\|A_{jS_*}\|_1$ over all $j \in \bar{J}$. Since

$$\bar{J} = \{j \in [p] : A_{jS_*} \neq \mathbf{0}\} \quad \text{and} \quad \bar{J}^c = \{j \in [p] : A_{jS_*} = \mathbf{0}\},$$

the left hand side of (26) controls from above the magnitude of the entries $A_{jS_*^c}$ for the rows with $A_{jS_*} \neq \mathbf{0}$, whereas the right hand side bounds from below $A_{jS_*^c}$ on the rows with $A_{jS_*} = \mathbf{0}$. To aid intuition, the following figure illustrates the restriction on A where the submatrix $A_{\bar{J}S_*^c}$ is required to have relatively small entries, while the submatrix $A_{\bar{J}^cS_*^c}$ needs to have relatively large entries.

$$\begin{array}{c} \bar{J} \\ \hline \bar{J}^c \end{array} \left[\begin{array}{c|c} S_* & S_*^c \\ \hline \neq \mathbf{0} & \textit{Small} \\ \hline \mathbf{0} & \textit{Large} \end{array} \right]$$

Generally speaking, the more incoherent A_{S_*} and $A_{S_*^c}$ are, the more likely condition (26) holds.

In particular, condition (26) always holds if A_{S_*} and $A_{S_*^c}$ have disjoint support. Another favorable situation for (26) is when there exist anchor words in the dictionary (see, Assumption 1 in Section 2.2.1). Specifically, when there exist at least m anchor words for each of the topics indexed by S_*^c , and their non-zero entries in the corresponding rows of A are lower bounded by $\delta \in (0, 1/m]$ (recall that columns of A sum up to one), the right hand side of (26) is no smaller than $c(m\delta)$. In general, suppose $\kappa^{-1}(A_{\bar{J}}, s) = \mathcal{O}(1)$. If $\xi = \mathcal{O}(1)$, condition (26) is implied by

$$\min_{k \in S_*^c} \sum_{j \in \bar{J}^c} A_{jk} \geq C \sqrt{\frac{\log(K)}{T_{\min}^3 N}}.$$

In case $\xi = \mathcal{O}(1/s)$, condition (26) requires

$$\min_{k \in S_*^c} \sum_{j \in \bar{J}^c} A_{jk} \geq C \sqrt{\frac{\log(K)}{s^2 T_{\min}^3 N}}.$$

Shortly we will show that condition (26) can be slightly relaxed under (18).

To conclude our discussion of the fast rates of the MLE, we remark that the rate in Theorem 1 per se could be as fast as $\sqrt{s \log K/N}$ under additional conditions and if we restrict ourselves to the following subspace of $\mathcal{T}(s)$:

$$\mathcal{T}'(s) := \mathcal{T}'(s, c_\star) = \{T \in \mathcal{T}(s) : T_{\min} \geq c_\star/s\}. \quad (29)$$

Here $c_\star \in (0, 1]$ is some absolute constant. The following corollary summarizes the conditions that we need to simplify the rates in Theorem 1 and combines them with the conditions in Corollary 4 and Theorem 5 to yield a faster rate of the MLE when T_\star is sparse.

Corollary 6. *For any $T_\star \in \mathcal{T}(s)$ with $1 \leq s < K$, if either one of the following conditions*

(a) $T_\star \in \mathcal{T}'(s)$ and

$$\xi = \mathcal{O}(1), \quad \kappa^{-1}(A_{\underline{J}}, s) = \mathcal{O}(1), \quad s \log(K) = \mathcal{O}(N); \quad (30)$$

(b) Condition (25), $\kappa^{-1}(A_{\bar{J}}, s) = \mathcal{O}(1)$ and there exists a sufficiently small constant $c > 0$ such that

$$\sqrt{\frac{\xi \log K}{T_{\min} N}} \left(1 + \sqrt{\frac{\xi s}{T_{\min}}}\right) \leq c \min_{k \in S_\star^c} \sum_{j \in J^c} A_{jk}, \quad (31)$$

holds, then we have

$$\|\hat{T}_{\text{mle}} - T_\star\|_1 = \mathcal{O}_{\mathbb{P}} \left(\sqrt{\frac{s \log(K)}{N}} \right).$$

Since $T_{\min} \leq 1/s$, we see that condition (31) is slightly weaker than (26), provided that condition (25) holds. In Section 2.1.4 we benchmark the fast rate in Corollary 6 and show that it is minimax rate optimal, by establishing the minimax lower bounds of estimating $T_\star \in \mathcal{T}(s)$ for any $1 \leq s \leq K$.

Remark 4 (Comparison with existing work). For known A , and when S_\star is also known, Arora et al. [2016] analyzes the estimator \tilde{T} as defined in (27). Note that \tilde{T} is not the MLE in general and $\|\tilde{T} - T_\star\|_1 = \|(\tilde{T} - T_\star)_{S_\star}\|_1$ holds by definition. Under $\kappa^{-1}(A_{\bar{J}}, s) = \mathcal{O}(1)$ and a condition similar to (25), Arora et al. [2016, Theorem 5.3] proves $\|(\tilde{T} - T_\star)_{S_\star}\|_1 = \mathcal{O}_{\mathbb{P}}(\sqrt{s/N})$ only for $T_\star \in \mathcal{T}'(s)$. Therefore, the result of Arora et al. [2016] is only comparable to ours when T_\star is dense with $S_\star = [K]$. Even in this case, our result (see, for instance, Corollary 3) is more general in the sense that we do not require $T_{\min} \geq c/K$ to obtain the same rate. More generally, when S_\star is unknown, our result in Corollary 6 shows that the MLE can still have fast rates in many scenarios. Moreover, we prove that the MLE is actually sparse and consistently estimate the zero entries of T_\star under the incoherence condition (31).

2.1.4 Minimax lower bounds and the optimality of the MLE

To benchmark the rate of \hat{T}_{mle} in Corollary 6, we now establish the minimax lower bound of estimating T_\star over $\mathcal{T}'(s)$ for any $1 < s \leq K$. Notice that such a lower bound is also a minimax lower bound over $T_\star \in \mathcal{T}(s)$, a larger parameter space.

The following theorem states the ℓ_1 -norm minimax lower bound of estimating T_\star in (4), from data X .

Theorem 7. Under (4), assume $1 < s \leq cN$ for some small constant $c > 0$. Then there exists some absolute constants $c_0 > 0$ and $c_1 \in (0, 1]$, depending on c only, such that

$$\inf_{\hat{T}} \sup_{T_* \in \mathcal{T}'(s)} \mathbb{P} \left\{ \|\hat{T} - T_*\|_1 \geq c_0 \sqrt{\frac{s}{N}} \right\} \geq c_1.$$

The infimum is taken over all estimators $\hat{T} \in \Delta_K$.

Different from the standard ℓ_1 -norm minimax rate, s/\sqrt{N} , of estimating a s -dimensional unconstrained vector from N i.i.d. observations, for instance the regression coefficient vector in linear regression, Theorem 7 shows that the ℓ_1 -minimax rate of estimating the probability vector $T_* \in \mathcal{T}'(s)$ is of order $\sqrt{s/N}$.

In view of Theorem 7, under the conditions of Corollary 6, the MLE is minimax optimal, and adaptive, for $T_* \in \mathcal{T}'(s)$, up to logarithmic factors. In fact, Corollary 6 also shows that under conditions therein, the optimal rate can be still achieved by the MLE on a larger space.

Remark 5 (Method of moments and least squares estimators). The method of moments is a natural alternative to MLE-based estimation. It would correspond to estimating T_* by the solution $X = AT_*$. Since this solution may not lie in the probability simplex Δ_K , one can consider instead the restricted least squares estimator (RLS) that regresses X onto A over the probability simplex Δ_K . However, this method is not optimal, as it does not take into account the heteroscedasticity of the data X . We confirmed this via our simulation study in Section 4. An iterative weighted RLS could be used to improve the performance of the RLS. It is well known that in the classical setting with K and p fixed, this technique is asymptotically (as $N \rightarrow \infty$) equivalent with the MLE (in fact, both are efficient), see, for instance, Bishop et al. [2007] and Agresti [2012]. We confirmed this in a limited simulation study, conducted in our set-up, but found that it never improved upon the MLE, and therefore we did not include these results.

2.2 Estimation of T_* when A is unknown

When A is unknown, we propose to estimate A first. The estimation of A has been well understood in the literature of topic models. In Section 2.2.1 we review the minimax optimal rates of estimating A and discuss several existing procedures that are provably minimax optimal. Our procedure of estimating T_* for unknown A is stated and analyzed in Section 2.2.2.

2.2.1 Estimation of A

The estimation of A under topic models has been originally studied within a Bayesian framework [Blei et al., 2003, Griffiths and Steyvers, 2004], and variational-Bayes type approaches were further proposed to accelerate the computation of fully Bayesian approaches. We refer to Blei [2012] for an in-depth overview of this class of techniques.

More recently [Arora et al., 2012, 2013, Ding et al., 2013, Anandkumar et al., 2012, Ke and Wang, 2017, Bing et al., 2020a,b] studied provably fast algorithms for estimating A from a frequentist point of view. The common thread of these works, both theoretically and computationally, is the usage of the following separability condition.

Assumption 1. For each $k \in [K]$, there exists $j \in [p]$ such that $A_{jk} \neq 0$ and $A_{jk'} = 0$ for all $k' \in [K] \setminus \{k\}$.

Assumption 1 is also known as the anchor word assumption as it translates into assuming the existence of words that are only related to a single topic. It has been empirically shown in Ding et al. [2015] that Assumption 1 holds in most large corpora for which the topic models are reasonable modeling tools. Assumption 1, coupled with a mild regularity condition on the topic matrix $\mathbf{T}_* \in \mathbb{R}^{K \times n}$, also serves as an identifiability condition on model (1), in that it can be shown that the matrix A can be uniquely recovered from the expected frequency matrix $\mathbf{\Pi}_*$. See, Bittorf et al. [2012], Arora et al. [2013] for the case when K is known and more recently, Bing et al. [2020a] for the case when K is unknown. Since K can be consistently estimated when it is unknown (see, for instance, Bing et al. [2020a]), in the sequel we focus on estimators of A that have K columns and belong to the space

$$\mathcal{A} = \{A \in \mathbb{R}^{p \times K} : A_{\cdot k} \in \Delta_p, \forall k \in [K]\}. \quad (32)$$

Our results of estimating T_* in Section 2.2.2 below will apply to any estimator \hat{A} that is sufficiently close to A in the matrix norms $\|\cdot\|_{1,\infty}$ and $\|\cdot\|_1$. The minimax lower bound in terms of these matrix norms of estimating A under topic models have been established in Bing et al. [2020a,b]. For the reader's convenience, we restate them here, assuming for notational simplicity that $N \asymp N_i$ for all $i \in [n]$. Under model (1) and $\|A\|_0 \leq nN$, Bing et al. [2020b, Theorem 1] proves that for some absolute constants $c_0 > 0$ and $c_1 \in (0, 1]$,

$$\inf_{\hat{A}} \sup_{A \in \mathcal{A}} \mathbb{P} \left\{ \|\hat{A} - A\|_1 \geq c_0 \|A\|_1 \sqrt{\frac{\|A\|_0}{nN}} \right\} \geq c_1.$$

Here the infimum is taken over all estimators. Note that $\|A\|_1 = \sum_{k \in [K]} \mathbf{1}_p^\top A_{\cdot k} = K$. A straightforward modification of the proof also yields

$$\inf_{\hat{A}} \sup_{A \in \mathcal{A}} \mathbb{P} \left\{ \|\hat{A} - A\|_{1,\infty} \geq c_0 \sqrt{\frac{\|A\|_0}{nN}} \right\} \geq c_1. \quad (33)$$

See Bing et al. [2020a] for the proof when A is dense, that is, $\|A\|_0 \asymp Kp$. Both rates in these lower bounds are proportional to $\sqrt{\|A\|_0}$, the square root of the sparsity index $\|A\|_0$ of the matrix A .

In many situations, there exist computationally efficient procedures of estimating A that are provably minimax-optimal. For instance, when A is dense such that $\|A\|_0 = pK$, the estimator proposed in Bing et al. [2020a] is minimax optimal under conditions of Theorem 7 and Corollary 8 therein. For sparse A , the estimator studied in Bing et al. [2020b, Theorem 2 & Corollary 3] is both adaptive and minimax optimal. Since in practice many entries of A are expected to be very small when the dictionary size p is large (recall that the columns of A sum up equal to 1), we adopt the approach developed in Bing et al. [2020b] to estimate A throughout our simulation studies.

2.2.2 Estimation of T_*

Our theory for estimating T_* in this section holds for any estimator $\hat{A} \in \mathcal{A}$. We therefore state them as such, and offer an example of the theory applied with a particular estimator at the end of this section. Motivated by (6), given any estimate $\hat{A} \in \mathcal{A}$, we propose to estimate T_* by

$$\hat{T} = \arg \max_{T \in \Delta_K} N \sum_{j \in J} X_j \log \left(\hat{A}_j^\top T \right). \quad (34)$$

Note that, in contrast to \hat{T}_{mle} in (6) for known A , the above \hat{T} depends on \hat{A} and is not the MLE in general for unknown A .

Since one can only identify and estimate A up to some permutation of columns, the following theorem provides the convergence rate of $\|\hat{T} - P^\top T_*\|_1$ with $P \in \mathcal{H}_K$ being some $K \times K$ permutation matrix. Its proof can be found in Appendix E.1. Recall that the sets \underline{J} and \bar{J} are defined in (7) and (8), and the quantity ρ is defined in (10).

Theorem 8. *Let \bar{D}_Π^{-1} be the diagonal matrix with entries $[\bar{D}_\Pi^{-1}]_{ii} = 1/\Pi_{*i}$ for $i \in \bar{J}$. Suppose the events*

$$\left\{ \left\| \bar{D}_\Pi^{-1} \left(\hat{A}_{\bar{J}} - (AP)_{\bar{J}} \right) \right\|_\infty \leq \frac{1}{2} \right\} \quad (35)$$

and

$$\left\{ \left\| \hat{A}_{\underline{J}} - (AP)_{\underline{J}} \right\|_{1,\infty} \leq \frac{1}{2} \kappa(A_{\underline{J}}, s) \right\} \quad (36)$$

hold with probability $1 - \alpha$, for some permutation matrix $P \in \mathcal{H}_K$. Then, we have, with probability $1 - 4p^{-1} - \alpha$,

$$\|\hat{T} - P^\top T_*\|_1 \leq \frac{12}{\kappa^2(A_{\underline{J}}, s)} \left\{ \sqrt{\frac{\rho \log p}{2N}} + \frac{\rho \log p}{N} + \left\| \hat{A}_{\bar{J}} - (AP)_{\bar{J}} \right\|_{1,\infty} \right\}.$$

The restrictions (35) and (36) and the term containing $\|\hat{A}_{\bar{J}} - (AP)_{\bar{J}}\|_{1,\infty}$ in the bound reflect both the requirement and the effect of estimating A on the overall ℓ_1 -convergence rate of \hat{T} .

To provide intuition of the first requirement (35), suppose $P = \mathbf{I}_K$ and note that this event guarantees that, for all $T_* \in \Delta_K$ and for all $j \in \bar{J}$,

$$\hat{A}_j^\top T_* \in \left[A_j^\top T_* \pm |\hat{A}_j^\top T_* - A_j^\top T_*| \right] \subseteq \left[\Pi_{*j} \pm \|\hat{A}_j - A_j\|_\infty \right] \subseteq \left[\frac{1}{2} \Pi_{*j}, \frac{3}{2} \Pi_{*j} \right] \quad (37)$$

so that $\hat{A}_j^\top T_*$ and Π_{*j} are the same up to a constant factor. In particular, $\Pi_{*j} > 0$ implies $\hat{A}_j^\top T_* > 0$, ensuring that T_* lies in the domain of the log-likelihood function $N \sum_{j \in \bar{J}} X_j \log(\hat{A}_j^\top T_*)$.

The second restriction (36) allows us to replace the $\ell_1 \rightarrow \ell_1$ condition number of the random matrix $\hat{A}_{\underline{J}}$ by that of $A_{\underline{J}}$. Since

$$\begin{aligned} \kappa(\hat{A}_{\underline{J}}, s) &= \min_{S \subseteq [K]: |S| \leq s} \min_{v \in \mathcal{C}(S)} \frac{\|\hat{A}_{\underline{J}} v\|_1}{\|v\|_1} \\ &\geq \kappa(A_{\underline{J}}, s) - \max_{S \subseteq [K]: |S| \leq s} \max_{v \in \mathcal{C}(S)} \frac{\|(\hat{A}_{\underline{J}} - A_{\underline{J}}) v\|_1}{\|v\|_1} \\ &\geq \kappa(A_{\underline{J}}, s) - \|\hat{A}_{\underline{J}} - A_{\underline{J}}\|_{1,\infty}, \end{aligned} \quad (38)$$

the bound (36) immediately yields

$$\kappa(\hat{A}_{\bar{J}}, s) \geq \frac{1}{2} \kappa(A_{\bar{J}}, s). \quad (39)$$

In Corollary 10 below, we provide sufficient conditions for (35) and (36) specialized to estimators of A that achieve minimax-optimal rates in the $\|\cdot\|_{1,\infty}$ -norm.

Similar to the case of A known, treated in Section 2.1.2, when \hat{T} lies in the vicinity of T_* in the sense of (18), the rate of $\|\hat{T} - P^\top T_*\|_1$ can be improved. The following result is an analogue of Theorem 2 for unknown A . Recall that M_1 and M_2 are defined in (20).

Theorem 9. *Assume there exists a sufficiently large constant $C > 0$ such that*

$$N \geq C \frac{\log p}{\log K} \max\{M_1, M_2\}. \quad (40)$$

Suppose the events (35) and

$$(1 \vee \xi) \|\hat{A}_{\underline{J}} - (AP)_{\underline{J}}\|_{1,\infty} \leq \frac{1}{2} T_{\min} \kappa^2(A_{\underline{J}}, s) \quad (41)$$

hold with probability $1 - \alpha$, for some permutation matrix $P \in \mathcal{H}_K$. Then, we have, with probability $1 - 8p^{-1} - \alpha$,

$$\|\hat{T} - P^\top T_*\|_1 \lesssim \kappa^{-1}(A_{\bar{J}}, s) \sqrt{\frac{K \log p}{N}} + \kappa^{-2}(A_{\bar{J}}, s) \|\hat{A}_{\bar{J}} - (AP)_{\bar{J}}\|_{1,\infty}.$$

Proof. The proof of Theorem 9 can be found in Appendix E.2. \square

Condition (40) only differs from condition (21) for known A by a $\log(p)$ term. Compared to the restrictions (35) and (36) in Theorem 8, Theorem 9 replaces (36) by the stronger requirement (41) on $\|\hat{A}_{\bar{J}} - (AP)_{\bar{J}}\|_{1,\infty}$ by a factor $\kappa^{-1}(A_{\bar{J}}, s)(1 \vee \xi)/T_{\min}$. These requirements clearly depend on the rate of the estimator \hat{A} of A . In the optimistic scenario of an estimator that achieves the minimax rate in (33), this results in the following concrete conditions. Set $\Pi_{\min} := \min_{j \in \bar{J}} \Pi_{*j}$.

Corollary 10. *Assume that the quantities $\kappa^{-1}(A_{\underline{J}}, s)$, $\kappa^{-1}(A_{\bar{J}}, K)$ and ξ are bounded,*

$$N \geq C \frac{\log p}{T_{\min}^2} \max \left\{ \frac{1}{T_{\min}}, 1 + \sqrt{K - s} \right\} \quad (42)$$

and

$$\Pi_{\min} \wedge T_{\min} \gtrsim \sqrt{\frac{\|A\|_0 \log p}{nN}} \quad (43)$$

Then, the estimator \hat{T} from (34) based on any estimator $\hat{A} \in \mathcal{A}$ that achieves the minimax rate

$$\min_{P \in \mathcal{H}_K} \|\hat{A} - AP\|_{1,\infty} = \mathcal{O}_{\mathbb{P}} \left(\sqrt{\frac{\|A\|_0 \log p}{nN}} \right), \quad (44)$$

satisfies

$$\min_{P \in \mathcal{H}_K} \|\hat{T} - P^\top T_*\|_1 = \mathcal{O}_{\mathbb{P}} \left(\sqrt{\frac{K \log p}{N}} + \sqrt{\frac{\|A\|_0 \log p}{nN}} \right).$$

Proof. The result follows from Theorem 9 after we verify its conditions (35), (40) and (41). Condition (40) simplifies to (42). The assumed rate on $\|\hat{A} - AP\|_{1,\infty}$ and the inequality

$$\max_{j \in \bar{J}} \frac{\|\hat{A}_{j\cdot} - (AP)_{j\cdot}\|_\infty}{\Pi_{*j}} \leq \frac{\|\hat{A} - AP\|_{1,\infty}}{\Pi_{\min}} \quad (45)$$

imply (35). The assumed rate on $\|\hat{A} - AP\|_{1,\infty}$ and the bounds $\kappa^{-1}(A_{\bar{J}}, K) = \mathcal{O}(1)$ and $\xi = \mathcal{O}(1)$ imply (41). \square

The result of Corollary 10 requires that

- (a) A is well-behaved in that the quantities $\kappa^{-1}(A_{\underline{J}}, s)$, $\kappa^{-1}(A_{\overline{J}}, K)$ and ξ are bounded,
- (b) the sample size N is large enough to guarantee (42),
- (c) the corpus size n and sample size N are both large enough and A is sparse to guarantee (43), and
- (d) \hat{A} is minimax optimal in the $\|\cdot\|_{1,\infty}$ norm.

The final bound for $\min_P \|\hat{T} - P^\top T_*\|_1$ involves two terms. Provided $nK \gg \|A\|_0 \log p$, the rate $\sqrt{K \log p / N}$ dominates and compared to Theorem 2, Corollary 10 implies that for any estimator \hat{A} with optimal rates, estimating T_* by using this \hat{A} has the same estimation error rate as estimating T_* by using the true A . We reiterate that the estimators of A in Bing et al. [2020a] and Bing et al. [2020b] achieve the optimal rate of convergence for dense and sparse A , respectively, in various scenarios.

In case the estimator doesn't achieve the optimal rate, the sample size N must satisfy $N \gg K \log p$ and the rate for $\min_P \|\hat{A} - AP\|_{1,\infty}$ must converge quickly enough to zero to guarantee (35) and (41), and ultimately to guarantee that $\min_P \|\hat{T} - P^\top T_*\|_1 \rightarrow 0$, in probability. We verified (35) in the proof of the corollary by using the loose bound $\|v\|_\infty \leq \|v\|_1$ in (45). This suggests that condition (43) might be conservative. It is possible to obtain a weaker condition by establishing the minimax lower bounds of the element-wise sup-norm of $\hat{A} - AP$ and show that our estimators achieve this bound. We leave this to future research.

Remark 6 (Sparsity recovery). The estimator \hat{T} , based on an estimated A that satisfies (35) and (41), exhibits the same sparsity recovery (consistent estimation of the zero entries of T_*) as the MLE \hat{T}_{mle} for known A studied in Section 2.1.3. A precise statement and proof of this fact are given in Appendix A.2.

2.3 Estimation of Π_* in topic models

We compare the model-based estimator of Π_* with the empirical estimator in two aspects: the ℓ_1 convergence rate and the estimation of probabilities corresponding to zero observed frequencies.

Improved convergence rate: We begin our discussion for known A . Let $\tilde{\Pi}_A = A\hat{T}_{\text{mle}}$ be the model-based estimator of Π_* with \hat{T}_{mle} obtained in (6) of Section 2.1. Recall that $\hat{\Pi} = X$ is the empirical estimator of Π_* . Further recall $\overline{J} = \{j : \Pi_{*j} > 0\}$ from (7) and write $\bar{p} = |\overline{J}|$. Consider $s = K$, for simplicity.

For $\hat{\Pi}$, it is easy to see, using the fact that each component of $N\hat{\Pi}$ has a Binomial distribution and the Cauchy-Schwarz inequality (twice), that

$$\mathbb{E}\|\hat{\Pi} - \Pi_*\|_1 \leq \sum_{i \in \overline{J}} \sqrt{\frac{\Pi_{*i}}{N}} \leq \sqrt{\frac{\bar{p}}{N}} \quad (46)$$

holds. Furthermore, the bound (46) is also sharp (one instance is when $\Pi_{*i} \asymp 1/\bar{p}$). On the other hand, Corollary 3 together with $\|A\|_{1,\infty} = 1$ implies

$$\mathbb{E}\|\tilde{\Pi}_A - \Pi\|_1 \leq \mathbb{E}\|\hat{T}_{\text{mle}} - T\|_1 \lesssim \sqrt{\frac{K \log K}{N}},$$

provided that $\kappa^{-1}(A, K) = \mathcal{O}(1)$. This rate is faster than the rate (46) for $\hat{\Pi}$ by a factor $\sqrt{K \log(K)/\bar{p}}$. In the high-dimensional setting where $p \geq \bar{p} \gg N$, the bound in (46) does not converge to zero unless the summability condition $\sum_{i \in \bar{J}} \sqrt{\Pi_{*i}} = \mathcal{O}(1)$ holds. In contrast, consistency of $\tilde{\Pi}_A$ is guaranteed as long as $K \log p = o(N)$.

When A is unknown, the rate of the empirical estimator can still be improved by the model-based estimator $\tilde{\Pi}_{\hat{A}} = \hat{A}\hat{T}$ with \hat{T} obtained from (34) by using an accurate estimator $\hat{A} \in \mathcal{A}$ of A . Specifically, the error due to estimating A plays the following role in estimating Π_* ,

$$\begin{aligned} \mathbb{E} \|\tilde{\Pi}_{\hat{A}} - \Pi_*\|_1 &\leq \min_P \left\{ \mathbb{E} \|\hat{A}_{\bar{J}} - (AP)_{\bar{J}}\|_{1,\infty} + \mathbb{E} \|\hat{T} - P^\top T_*\|_1 \right\} \\ &\lesssim \min_P \mathbb{E} \|\hat{A}_{\bar{J}} - (AP)_{\bar{J}}\|_{1,\infty} + \sqrt{\frac{K \log p}{N}} \end{aligned}$$

where we used $\|A\|_{1,\infty} = 1$ and $\|\hat{T}\|_1 = 1$ in the first line and invoked Theorem 9 to derive the second line. For any estimator \hat{A} satisfying (44), we have

$$\mathbb{E} \|\tilde{\Pi}_{\hat{A}} - \Pi_*\|_1 \lesssim \sqrt{\frac{\|A\|_0 \log p}{nN}} + \sqrt{\frac{K \log p}{N}}.$$

If $\|A\|_0 \leq nK$, the above rate simplifies to $\sqrt{K \log p / N}$. More generally, as long as

$$n \geq \frac{\|A\|_0}{\bar{p}} \log p$$

and $K \log p \leq \bar{p}$, the estimate $\tilde{\Pi}_{\hat{A}}$ improves upon $\hat{\Pi}$ (in the ℓ_1 norm).

Estimating word probabilities corresponding to zero observed frequencies: One distinct aspect of the model-based mixture estimator compared to the empirical estimator lies in the estimation of the cell probabilities Π_{*j} with $j \in J^c = \{j : X_j = 0\}$.

We distinguish between two situations: (i) $j \in J^c$ and $\Pi_{*j} > 0$ and (ii) $j \in J^c$ and $\Pi_{*j} = 0$. We discuss them separately. For ease of reference to the results of the previous sections, recall that $\bar{J} = \{j : \Pi_{*j} > 0\}$.

In case (i), the empirical estimator always estimates Π_{*j} by $\hat{\Pi}_j = X_j = 0$, while the mixture estimator $\tilde{\Pi}_A$ may produce non-zero estimates, as it is designed to combine the strength of the mixture components. For instance, if condition (18) holds, then $[1 - o_{\mathbb{P}}(1)]\Pi_{*j} \leq \tilde{\Pi}_{A,j} \leq [1 + o_{\mathbb{P}}(1)]\Pi_{*j}$, for all $j \in \bar{J}$, that is,

$$|\tilde{\Pi}_{A,j} - \Pi_{*j}| = o_{\mathbb{P}}(\Pi_{*j}) = o_{\mathbb{P}}(|\hat{\Pi}_j - \Pi_{*j}|) \quad \forall j \in \bar{J} \cap J^c,$$

showing that, indeed, $\tilde{\Pi}_{A,j}$ is a non-zero estimator of a non-zero Π_{*j} , and has smaller estimation error than $\hat{\Pi}_j$.

In case (ii), for any j such that $\Pi_{*j} = X_j = 0$, the empirical estimator makes no mistake while the model-based estimator $\tilde{\Pi}_{A,j} = A_{\bar{J},j}^\top \hat{T}_{\text{mle}}$ could be non-zero. However, we remark that the total error of estimating $j \in \bar{J}^c$ made by $\tilde{\Pi}_A$ is at most $\|(\hat{T}_{\text{mle}} - T_*)_{S_*^c}\|_1$ which converges

to zero no slower than $\sqrt{K \log K/N}$ as shown in Section 2.1. Indeed, by the fact that $A_{jS_*} = \mathbf{0}$ for $j \in \bar{\mathcal{J}}^c$,

$$\sum_{j \in \bar{\mathcal{J}}^c} |\tilde{\Pi}_{A,j} - \Pi_{*j}| = \sum_{j \in \bar{\mathcal{J}}^c} A_{jS_*}^\top (\hat{T}_{\text{mle}})_{S_*^c} \leq \max_{k \in S_*^c} \sum_{j \in \bar{\mathcal{J}}^c} A_{jk} \|(\hat{T}_{\text{mle}} - T_*)_{S_*^c}\|_1 \leq \|(\hat{T}_{\text{mle}} - T_*)_{S_*^c}\|_1.$$

In particular, if $\text{supp}(\hat{T}_{\text{mle}}) \subseteq \text{supp}(T_*)$ holds, $\|(\hat{T}_{\text{mle}} - T_*)_{S_*^c}\|_1 = 0$ and $\tilde{\Pi}_A$ makes no mistake of estimating Π_{*j} for $j \in \bar{\mathcal{J}}^c$.

Summarizing, on the one hand, we expect the model-based estimator to outperform the empirical estimator for estimating the cell probabilities in (i). On the other hand, the model-based estimator is no worse than the empirical estimator for estimating the cell probabilities in (ii) when A satisfies an incoherence condition (for instance, condition (26)). We verify these two points in our simulation studies in Section 4.

3 The 1-Wasserstein distance between documents in topic models

We now turn to the main application of the results of Section 2. By abuse of terminology, we refer to the 1-Wasserstein distance between probabilistic representations of documents as the distance between documents. This section is devoted to the theoretical evaluation of the Wasserstein distance between appropriate discrete distributions, in topic models, and to the illustration of our proposed methods and theory to the analysis of a real data set.

Consider two discrete distributions γ, ρ on $\mathcal{X} := \{x_1, \dots, x_L\}$, with $x_\ell \in E$, where E is a general, abstract, space, and for some $L \geq 1$. Let D be a metric on \mathcal{X} and denote by $\mathbf{D} := (D(x_a, x_b))_{1 \leq a, b \leq L}$ the $L \times L$ matrix that collects pairwise distances between the elements in \mathcal{X} . Then, the W_1 distance between γ and ρ with respect to the metric D is defined as

$$W_1(\gamma, \rho; D) := \inf_{w \in \Gamma(\gamma, \rho)} \text{tr}(w\mathbf{D}). \quad (47)$$

where $\Gamma(\gamma, \rho)$ is the set of couplings of γ and ρ , namely, discrete distributions w on $\mathcal{X} \times \mathcal{X}$ with marginals γ and ρ respectively. In the above notation, w is a doubly-stochastic $L \times L$ matrix.

3.1 The 1-Wasserstein distance between probabilistic representations of documents at the word and topic level

We consider two alternative probabilistic representations of a document i : (1) as a probability vector on p words, $\Pi_*^{(i)}$, or (2) as a probability vector on K topics, $T_*^{(i)}$.

In view of our data example in Section 3.3, we regard words as vectors in \mathbb{R}^d , for some d . Pre-trained embeddings of words [Mikolov et al., 2013], sentences [Reimers and Gurevych, 2019], and documents [Le and Mikolov, 2014], have become a popular general approach in natural language processing [Qiu et al., 2020], and in particular allow one to define metrics between words as metrics between their Euclidean vector representations. Specifically, let $\mathcal{X}_{\text{word}} := \{x_1, \dots, x_a, \dots, x_p\}$, so $x_a \in \mathbb{R}^d$ is a vector representing word a in the dictionary via an embedding in \mathbb{R}^d . Then, with $\|\cdot\|_2$ denoting the Euclidean distance on \mathbb{R}^d , we define

$$D^{\text{word}}(a, b) := \|x_a - x_b\|_2 \quad (48)$$

as the distance between words a and b for $a, b \in [p]$. The 1-Wasserstein distance between two discrete distributions $\Pi_*^{(i)}$ and $\Pi_*^{(j)}$ supported on these words, for any $i, j \in \{1, \dots, n\}$, is

$$W_1(\Pi_*^{(i)}, \Pi_*^{(j)}; D^{\text{word}}) := \inf_{w \in \Gamma(\Pi_*^{(i)}, \Pi_*^{(j)})} \text{tr}(w D^{\text{word}}). \quad (49)$$

Alternatively, viewing the corpus as an ensemble, and under model (1), document differences can be explained in terms of 1-Wasserstein distances between what can be regarded as sketches of the documents, the topic distributions T_* in (1). For each document $i \in [n]$, the topic proportion $T_*^{(i)}$ is a discrete distribution supported on K topics. Analogous to (49), we define a population-level distance between topic distributions in document i and j , based on the 1-Wasserstein distance, by

$$W_1(T_*^{(i)}, T_*^{(j)}; D^{\text{topic}}) = \inf_{\alpha \in \Gamma(T_*^{(i)}, T_*^{(j)})} \text{tr}(\alpha D^{\text{topic}}), \quad (50)$$

where $D^{\text{topic}} \in \mathbb{R}_+^{K \times K}$ is a metric matrix on K topics.

To define D^{topic} , we view a topic as being itself a distribution, on words. Specifically, for every $k \in [K]$, topic k is a distribution on the p words of the dictionary, with mass corresponding to $A_{\cdot k} \in \Delta_p$. We recall that the topic model specifies A_{jk} as the probability of word j given topic k . We therefore let $\mathcal{X}_{\text{topic}} = \{A_{\cdot 1}, \dots, A_{\cdot k}, \dots, A_{\cdot K} : A_{\cdot k} \in \Delta_p \text{ for } k \in [K]\}$. With this view, metrics between two topics k and ℓ are distances between discrete distributions $A_{\cdot k}$ and $A_{\cdot \ell}$ in Δ_p , with supports in $\mathcal{X}_{\text{word}}$.

In this work we focus on two closely related such metrics. The first one is itself a 1-Wasserstein distance:

$$D_W^{\text{topic}}(k, \ell) := W_1(A_{\cdot k}, A_{\cdot \ell}, D^{\text{word}}), \quad \forall k, \ell \in [K], \quad (51)$$

the calculation of which requires optimization in p dimensions and employs input D^{word} which, in the context of text analysis, is obtained from domain knowledge, as explained above, and further discussed in Section 3.3. The second metric is the total variation, TV, distance:

$$D_{TV}^{\text{topic}}(k, \ell) := \frac{1}{2} \|A_{\cdot k} - A_{\cdot \ell}\|_1, \quad \forall k, \ell \in [K], \quad (52)$$

which is optimization free, and independent of the domain knowledge required by (51).

We note that the space $\mathcal{X}_{\text{topic}}$ is bounded with respect to both metrics (51) and (52). In particular, the total variation distance is always bounded by 1, and hence, $\|D_{TV}^{\text{topic}}\|_\infty \leq 1$. Furthermore, by Lemma 17 in Appendix F, for any $k, \ell \in [K]$,

$$D_W^{\text{topic}}(k, \ell) = W_1(A_{\cdot k}, A_{\cdot \ell}, D^{\text{word}}) \leq \|D^{\text{word}}\|_\infty \frac{1}{2} \|A_{\cdot k} - A_{\cdot \ell}\|_1 \leq \|D^{\text{word}}\|_\infty,$$

and thus $\|D_W^{\text{topic}}\|_\infty \leq \|D^{\text{word}}\|_\infty$. As noted in Remark 7 below, $\|D^{\text{word}}\|_\infty$ is typically bounded; in practice, word embeddings are often normalized to unit-length, in which case $\|D^{\text{word}}\|_\infty \leq 2$.

3.2 Finite sample error bounds for estimates of the 1-Wasserstein distance between documents

The theoretical analysis of estimates of the 1-Wasserstein distance $W_1(\gamma, \rho; D)$ between discrete probability measures γ and ρ supported on a metric space \mathcal{X} endowed with metric D has been

restricted, to the best of our knowledge, to estimates $W_1(\hat{\rho}^{(i)}, \hat{\gamma}^{(j)}; D)$ corresponding to observed empirical frequencies $\hat{\rho}^{(i)}, \hat{\gamma}^{(j)}$, respectively observed on samples i and j , of sizes N_i and N_j .

We drop the superscripts and subscripts in the next few paragraphs, for ease of presentation, to give a brief overview of the one-sample related results.

When L is fixed and (\mathcal{X}, D) has bounded diameter, [Sommerfeld and Munk \[2017\]](#) showed that $\sqrt{N}W_1(\hat{\rho}, \rho; D)$ converges in distribution, while [Tameling et al. \[2018\]](#) showed that when $p = \infty$ and their summability condition (3) holds, $\sqrt{N}W_1(\hat{\rho}, \rho; D)$ converges weakly over the set of probability measures with finite first moment with respect to D , defined in their Section 2.1.

Finite sample rates of convergence for $W_1(\hat{\rho}, \rho; D)$ when $L = L(N)$ are less studied, with the exception of [Weed and Bach \[2017\]](#), who showed that they are of the order $\sqrt{L/N}$, for $L < N$, when (\mathcal{X}, D) has bounded diameter, and obtained this result as a particular case of a general theory.

When (\mathcal{X}, D) has bounded diameter, the rate of $W_1(\hat{\rho}, \rho; D)$ can be obtained directly from a bound on $\|\hat{\rho} - \rho\|_1$, via the basic inequalities $c\|\hat{\rho} - \rho\|_1 \leq W_1(\hat{\rho}, \rho; D) \leq C\|\hat{\rho} - \rho\|_1$ [[Gibbs and Su, 2002](#)], where $c = \min_{x \neq y \in \mathcal{X}} D(x, y)$ and $C = \max_{x, y \in \mathcal{X}} D(x, y)$. Therefore, when $\rho, \hat{\rho} \in \Delta_L$, and $\hat{\rho}$ are observed frequencies, the rate $W_1(\hat{\rho}, \rho; D) \lesssim \sqrt{L/N}$, with high probability, is therefore immediate, and is small when $L < N$. Furthermore, $W_1(\hat{\rho}, \rho; D) \lesssim \sqrt{1/N}$ when $\sum_{j=1}^L \sqrt{\rho_j} < \infty$, for any L , allowed to depend on N and be larger than N , matching the rate established for $L = \infty$ in [[Tameling et al., 2018](#)].

We complement this literature by constructing and analyzing alternate estimates of the 1-Wasserstein distance between discrete distributions generated according to a topic model (1). After obtaining any estimate $\hat{A} \in \mathcal{A}$ and the estimate $\hat{T}^{(\ell)}$ from (34) by using this \hat{A} and $X^{(\ell)}$, for each $\ell \in \{i, j\}$, we propose to estimate the word-level document distance (49) by

$$W_1(\tilde{\Pi}^{(i)}, \tilde{\Pi}^{(j)}; D^{\text{word}}), \quad \text{with} \quad \tilde{\Pi}^{(\ell)} = \hat{A}\hat{T}^{(\ell)}, \quad \forall \ell \in \{i, j\}. \quad (53)$$

For the Wasserstein distance between topic distributions in (50) with the two choices of D^{topic} in (51) and (52), we propose to estimate $W_1(T_*^{(i)}, T_*^{(j)}; D_W^{\text{topic}})$ and $W_1(T_*^{(i)}, T_*^{(j)}; D_{TV}^{\text{topic}})$, respectively, by

$$W_1(\hat{T}^{(i)}, \hat{T}^{(j)}; \hat{D}_W^{\text{topic}}), \quad \text{with} \quad \hat{D}_W^{\text{topic}}(k, \ell) = W_1(\hat{A}_k, \hat{A}_\ell; D^{\text{word}}), \quad \forall k, \ell \in [K]; \quad (54)$$

$$W_1(\hat{T}^{(i)}, \hat{T}^{(j)}; \hat{D}_{TV}^{\text{topic}}), \quad \text{with} \quad \hat{D}_{TV}^{\text{topic}}(k, \ell) = \frac{1}{2} \|\hat{A}_k - \hat{A}_\ell\|_1, \quad \forall k, \ell \in [K]. \quad (55)$$

The following proposition shows how error rates of the various Wasserstein distance estimates depend on the estimation of A and $T_*^{(\ell)}$. Its proof can be found in Appendix F. Define

$$R(\hat{A}, \hat{T}^{(i)}, \hat{T}^{(j)}) := \min_{P \in \mathcal{H}_K} \left\{ \|\hat{A} - AP\|_{1, \infty} + \frac{1}{2} \sum_{\ell \in \{i, j\}} \|\hat{T}^{(\ell)} - P^\top T_*^{(\ell)}\|_1 \right\}.$$

Proposition 11. *For any estimator $\hat{A} \in \mathcal{A}$ and the estimators $\hat{T}^{(i)}, \hat{T}^{(j)}$ from (34) based on this \hat{A} , we have:*

$$\left| W_1(\tilde{\Pi}^{(i)}, \tilde{\Pi}^{(j)}; D^{\text{word}}) - W_1(\Pi_*^{(i)}, \Pi_*^{(j)}; D^{\text{word}}) \right| \leq \|D^{\text{word}}\|_\infty R(\hat{A}, \hat{T}^{(i)}, \hat{T}^{(j)}); \quad (56)$$

$$\left| W_1(\hat{T}^{(i)}, \hat{T}^{(j)}; \hat{D}_W^{\text{topic}}) - W_1(T_*^{(i)}, T_*^{(j)}; D_W^{\text{topic}}) \right| \leq \|D^{\text{word}}\|_\infty R(\hat{A}, \hat{T}^{(i)}, \hat{T}^{(j)}); \quad (57)$$

$$\left| W_1(\hat{T}^{(i)}, \hat{T}^{(j)}; \hat{D}_{TV}^{\text{topic}}) - W_1(T^{(i)}, T^{(j)}; D_{TV}^{\text{topic}}) \right| \leq R(\hat{A}, \hat{T}^{(i)}, \hat{T}^{(j)}). \quad (58)$$

We provide supporting simulations in Appendix C to study the rate of estimation of document distances, focusing on the estimator (55) as an illustrative example.

Corollary 12. *Under conditions of Corollary 10, for any estimator $\hat{A} \in \mathcal{A}$ satisfying (44), and estimators $\hat{T}^{(i)}, \hat{T}^{(j)}$ from (34) based on this \hat{A} , with probability tending to one, the bounds given in Proposition 11 hold with*

$$R(\hat{A}, \hat{T}^{(i)}, \hat{T}^{(j)}) \lesssim \sqrt{\frac{K \log p}{N}} + \sqrt{\frac{\|A\|_0 \log p}{nN}}.$$

Remark 7. We make the following remarks:

1. All error upper bounds given by Proposition 11 are of the same order, when $\|\mathbf{D}^{\text{word}}\|_\infty \leq C$, for some constant $C > 0$. In practice, word embedding vectors are often normalized to unit length when used to define \mathbf{D}^{word} , in which case $\|\mathbf{D}^{\text{word}}\|_\infty \leq 2$.
2. The first two error bounds are the same, but in the first the estimation of both A and T_* play a role in the estimation of Π_* , whereas the second bound is influenced by the estimation of A via the estimation of the distance metric.

Although the error bounds are the same, computing the LHS of (56) involves an optimization in dimension p , whereas the LHS of (57) is in the much lower dimension K . Although the distance metric in (57) does require the computation of $K(K-1)/2$ Wasserstein distances in dimension p , as in (56), all $n(n-1)/2$ pairwise distances between the documents in the corpus can be computed by only a K -dimensional Wasserstein distance; this results in a substantial computational gain for K small and n and p large, the typical case in topic modelling (in our example in Section 3.3, $n = 20,605$ and $p = 500$, whereas $K = 6$). We note that approximations to the W_1 distance can be considered to reduce computational complexity at the cost of accuracy, as in [Kusner et al., 2015]; we instead focus on exact calculation of the W_1 distance, but in a reduced dimension (K).

3. The LHS in (58) is once again an optimization in dimension K , with input independent of $\|\mathbf{D}^{\text{word}}\|_\infty$, and therefore its bound is also independent of this quantity. Furthermore, $\hat{D}_{TV}^{\text{topic}}$ is computed from simple ℓ_1 norms of the columns of \hat{A} , so avoids the computational issues of the Wasserstein distance entirely.
4. When $\hat{T}^{(i)} \subseteq \text{supp}(T_*^{(i)})$ and $\hat{T}^{(j)} \subseteq \text{supp}(T_*^{(j)})$, for instance, under the conditions stated in Theorem 15 of Appendix A.2, the term $\sqrt{K \log(p)/N}$ in the bound of Corollary 12 can be improved, yielding the bound

$$R(\hat{A}, \hat{T}^{(i)}, \hat{T}^{(j)}) \lesssim \sqrt{\frac{\max\{\|T_*^{(i)}\|_0, \|T_*^{(j)}\|_0\} \log p}{N}} + \sqrt{\frac{\|A\|_0 \log p}{nN}}. \quad (59)$$

5. We will shortly illustrate the advantage of our Wasserstein distance estimates in Section 3.3 below, where we analyze an IMBD movie review corpus. To exploit the geometry of the word embeddings, [Kusner et al. 2015] was the first to suggest using the 1-Wasserstein distance (also known as the Earth Mover’s Distance) between the word frequency vectors $\hat{\Pi}^{(i)}, \hat{\Pi}^{(j)}$. The benefit of using the Wasserstein distance, relative to the previously used ℓ_2 or TV distances,

is that it takes into account the relative distance between words, as captured by D^{word} , so documents with similar meaning can have a small distance even if there is little overlap in the exact words they use.

The analysis of a corpus of movie reviews, presented in Section 3.3, illustrates, on the same data set, that the three newly proposed document-distance estimates, $W_1(\hat{\Pi}^{(i)}, \hat{\Pi}^{(j)}; D^{\text{word}})$, and $W_1(\hat{T}^{(i)}, \hat{T}^{(j)}; \hat{D}^{\text{topic}})$, for estimates of \hat{D}^{topic} of the two metrics defined in (51) and (52), are competitive. In particular, $W_1(\hat{T}^{(i)}, \hat{T}^{(j)}; \hat{D}_{TV}^{\text{topic}})$ yields qualitatively similar results, relative to our other two proposed distances, while having the net benefit of involving optimization only in K dimensions, and $K \ll p$, typically by several orders of magnitude. Furthermore, it obviates the need for pre-trained word embeddings. Our analysis further reveals that all our proposed distance estimates capture well topical differences between the documents, while the standard $W_1(\hat{\Pi}^{(i)}, \hat{\Pi}^{(j)}; D^{\text{word}})$ between observed document frequencies is substantially less successful.

3.3 Application: IMDB movie reviews

In this section we demonstrate our proposed approach of estimating topic proportions for use in document distance estimation. Using a popular movie-review dataset [Maas et al., 2011], we perform the following steps:

1. Estimate the word-topic matrix A using the Sparse-TOP method in [Bing et al., 2020b]. Use anchor words defined via \hat{A} to give an initial interpretation of each topic.
2. Estimate the topic distributions $\hat{T}^{(i)}$ from \hat{A} and $X^{(i)}$, for each document $i \in [n]$, by solving (34). Use these estimates, in the context of the corpus, to adjust and refine the initial topic interpretation.
3. Calculate document distances (53) – (55), along with other candidate distances, and compare their ability to capture similarity between the documents.

Data and preprocessing. We use a collection of 50K IMDB movie reviews designed for unsupervised learning from the Large Movie Review Dataset [Maas et al., 2011]. We preprocess the data by removing stop words and words that have document frequency of less than 1%. Among the remaining 1685 words, we keep only the 500 most common (by term frequency), for ease of interpretation of the topics (we found qualitatively similar results and reached the same conclusions when including all 1685 words). We also only keep documents with greater than 50 words. After preprocessing, we end up with a $p \times n$ word-count matrix \mathbf{X} , where $p = 500$, $n = 20,605$.

Remark 8.

- (1) We recall from Section 1.1 that one motivation of our theoretical analysis of the estimation of $T_*^{(i)}$ is to address the case when $\Pi_{*j}^{(i)} = 0$ for a document i and word j . After preprocessing, the total number of distinct words in each review in this dataset is 63 on average, much less than the vocabulary size $p = 500$. Thus, for each document i there are typically many words j with $X_j^{(i)} = 0$. For at least some of these words, it is possible that $\Pi_{*j}^{(i)} = 0$. For example, we find reviews of films in genres such as horror and comedy that have no relation to ‘war’, one of the 500 words in the vocabulary: for these reviews, it is reasonable to expect the word

Topic	Interpretation	Movie ID	Document excerpt
Topic 3	Video Games	23,753	<i>This game really is worth the ridiculous prices out there...</i>
		12,261	<i>I remember playing this game at a friend...</i>
Topic 5	TV Shows	32,315	<i>I used to watch this show when I was a little girl...</i>
		10,454	<i>I've watched the TV show Hex twice over and I still can not get enough of it. The show is excellent...</i>

Table 1: Excerpts from documents that are estimated to be exclusively generated from Topics 3 and 5 (formally, documents with $\hat{T}_k^{(i)} = 1$ for each topic k). The third column gives the ID number in the original dataset [Maas et al., 2011]. See Table 6 in Appendix B for further excerpts for all 6 topics.

‘war’ to have cell probability $\Pi_{*j}^{(i)} = 0$. These observations provide a real-data example further motivating the need for a theoretical analysis allowing for this case.

- (2) We also emphasize that our discrete mixture probability estimates allow us to construct non-zero estimates of non-zero $\Pi_{*j}^{(i)}$, even when $X_j^{(i)} = 0$. In fact, we find that the average number of non-zero entries in the estimator $\tilde{\Pi}^{(i)}$, over all documents $i \in [n]$, is 490, much larger than the average number of non-zero entries of $X^{(i)}$ (which we recall was 68). In most cases, we found zero entries of $\tilde{\Pi}^{(i)}$ correspond to anchor words for topics that are not present in document i . This demonstrates that $\tilde{\Pi}^{(i)}$ is able to produce zero estimates for words that we expect to have no chance of occurring in document i , while still producing non-zero estimates corresponding to words that could occur in that document, but were not observed in that particular sample.

3.3.1 Estimating topic distributions for a refined understanding of the topics covered by a document corpus

We run the Sparse-TOP method [Bing et al., 2020b] on \mathbf{X} to estimate A for this dataset, with tuning parameter $C_1 = 4$, and denote the output \hat{A} . The number of topics is estimated to be $\hat{K} = 6$. In Table 4 in Appendix B, we show the anchor words for each of the 6 topics, from which we can give an initial interpretation to the topics (shown in the third column of the table). In particular, the only anchor words for Topics 3 and 5 are ‘game’ and ‘episode’ respectively, despite this dataset nominally being composed of reviews of full-length movies.

To further interpret the topics (in particular Topics 3 and 5), we compute the estimated topic proportions $\hat{T}^{(i)}$ from \hat{A} and $X^{(i)}$ for each document $i \in [n]$ using (34). Table 6 in Appendix B shows, for each $k \in [\hat{K}]$, examples of documents such that $\hat{T}_k = 1$; namely, documents that are generated entirely from topic k . This table demonstrates the usefulness of estimating the topic proportions $\hat{T}^{(i)}$: inspecting these topic-specific documents provides detailed information on what each topic captures. For space limitations, we only give an excerpt of Table 6 here in Table 1, featuring Topic 3 and 5. We find that the documents displayed for Topics 3 and 5 are in fact not movie reviews, but reviews of video games and TV shows, respectively.

Besides these non-movie reviews, we confirm that the examples from Topics 1, 4, and 6 are indeed book adaptations, horror films, and films related to war and history, respectively. We see

that Topic 2 is indeed related to sentiment in these examples, with both reviews being very negative. All details can be found in Table 6 in Appendix B.

In summary, we have demonstrated that the estimated topic proportions \hat{T} are useful tools for topic interpretation, and a needed companion to the estimation of A , on the basis of which one gives the initial definition of the topics.

3.3.2 Estimating the 1-Wasserstein distance between documents

We recall that, by abuse of terminology, but for clarity of exposition, we refer to distances between probabilistic representations of documents as distances between documents.

We now compare a set of candidate document distance measures, including our proposed methods. We select several representative documents among the documents kept from the IMDB dataset after preprocessing, and compute the distance between them. We recall that in order to compute the 1-Wasserstein distance between two documents represented via their respective topic-distributions, we need to first calculate the distance between elements on their supports, the topics, which in turn are probability distributions on words, estimated by the columns of \hat{A} . Therefore, with $\hat{K} = 6$, we first compute (54) and (55), which we repeat here for clarity:

$$\hat{D}_W^{\text{topic}}(k, l) = W_1(\hat{A}_k, \hat{A}_l; D^{\text{word}}), \quad \hat{D}_{TV}^{\text{topic}}(k, l) = \frac{1}{2} \|\hat{A}_k - \hat{A}_l\|_1, \quad (60)$$

for all $k, l \in \{1, \dots, 6\}$. To compute D^{word} , we use open-source word embeddings from Google¹ that come pre-trained using the word2vec model [Mikolov et al., 2013] on a Google News corpus of around 100 billion words. These word embeddings contain a word vector x_i for each the 500 words in our dictionary, except one item in the vocabulary (the number ‘10’, common in movie ratings out of 10), for which we remove the corresponding row from \hat{A} (then re-normalize to have unit column sums) when computing \hat{D}_W^{topic} . We follow standard practice of normalizing all word-embeddings to unit length. The distance $D^{\text{word}}(i, j)$ between words i and j is then computed as $D^{\text{word}}(i, j) = \|x_i - x_j\|_2 / \max_{i,j} \|x_i - x_j\|_2$. We divide by the normalizing factor $\max_{i,j} \|x_i - x_j\|_2$ so that the elements of D^{word} are in the range $[0, 1]$. This results in \hat{D}_W^{topic} also being in the range $[0, 1]$, and so on the same scale as $\hat{D}_{TV}^{\text{topic}}$.

See Table 2 for details on each document, including the estimated topic proportions, and Table 3 for the computed distances. We make several remarks based on the results in Table 3.

1. Consider the distance between documents D_1 and D_2 , which have $\hat{T}^{(1)} = \hat{T}^{(2)}$ and are both entirely generated from the Horror topic. Since $\hat{T}^{(1)} = \hat{T}^{(2)}$, all distances between the topic proportions (panels (a), (b), and (e)) are equal to zero. Since $\hat{T}^{(1)} = \hat{T}^{(2)}$ implies $\tilde{\Pi}^{(1)} = \tilde{\Pi}^{(2)}$, the distance based on the latter estimators is also zero (Table 3, panel (d)). The only distance that does not capture this underlying topical similarity is the Word Mover’s Distance (WMD), which has a value of 0.56 between D_1 and D_2 .
2. Compare the distances between D_4 (a video game review) and each other document (all movie reviews) to the distances between pairs of movie reviews. For the two Wasserstein distances between the topic proportions, as well as the distance based on $\tilde{\Pi}$ (Table 3, panels (a), (b), and (d), respectively), the distance between the video game review D_4 and any other review is much greater than the distance between any two movie reviews. (The one exception is that

¹<https://code.google.com/archive/p/word2vec/>

the distance between D_4 and D_6 is not large, since D_6 has substantial weight on the Video game topic). Thus, these methods are able to detect the difference between video game and movie reviews. We similarly find that these methods detect documents from the TV show topic as outliers from full-length movie reviews, but don't include this in Table 3 for simplicity of presentation.

In contrast, the WMD in panel (c) computes the distances between all pairs of distinct documents to be all relatively close together. In fact, based on the WMD, the Horror film review D_1 is the same distance to the Video game review D_4 as the War & History film review D_3 ; we note that this is perhaps unsurprising, given that the WMD is not designed to capture similarity based on topics. On the other hand, the TV distance in panel (e) computes the distance between any two documents with disjoint topics to be the maximum value of 1, not distinguishing between topics that are more or less similar.

3. The Wasserstein distance based on $\hat{D}_{TV}^{\text{topic}}$ (panel (a) of Table 3) gives qualitatively similar results to the other two model-based Wasserstein distances (panels (b) and (d)), while obviating the need for the pre-trained word embeddings used to compute D^{word} and \hat{D}_W^{topic} , and the calculation of any p -dimensional Wasserstein distances, which are computationally expensive.

In summary, the three Wasserstein-based distances defined with the estimated parameters of the topic model (panels (a), (b), (d) in Table 3) are the most successful in capturing topic-based document similarity, and the distance based on $\hat{D}_{TV}^{\text{topic}}$ (panel (a)) has the further benefit of not requiring the use of pre-trained word embeddings or p -dimensional optimization.

Document	ID	Topic proportions	Topic interpretations
D_1	29,114	$\hat{T} = (0, 0, 0, 1, 0, 0)$	Horror
D_2	3,448	$\hat{T} = (0, 0, 0, 1, 0, 0)$	Horror
D_3	26,918	$\hat{T} = (0, 0, 0, 0, 0, 1)$	War & History
D_4	23,753	$\hat{T} = (0, 0, 1, 0, 0, 0)$	Video games
D_5	4,058	$\hat{T} = (0, 0, 0, 0.5, 0, 0.5)$	Horror + War & History
D_6	5,977	$\hat{T} = (0, 0, 0.5, 0.5, 0, 0)$	Horror + Video games

Table 2: For each document in Table 3, we give the document ID from the original IMDB dataset, the topic proportions (estimated using (34)), and the interpretations of each topic in the document.

4 Simulations on the estimation of T_* and Π_*

In this section we present a simulation study of the estimation of topic proportions T_* and word-distribution Π_* to accompany our theoretical analysis in Section 2.

We perform simulations to study the performance of the MLE in (6) (known A) and the estimator in (34) (unknown A) for estimating T_* , and compare to the Restricted Least Squares (RLS) estimator mentioned in Remark 5,

$$\hat{T}_{\text{rls}} := \min_{T \in \Delta_K} \|X - \hat{A}T\|_2^2. \quad (61)$$

	D_1	D_2	D_3	D_4	D_5	D_6
D_1	0	0	0.14	0.21	0.07	0.10
D_2	·	0	0.14	0.21	0.07	0.10
D_3	·	·	0	0.23	0.07	0.18
D_4	·	·	·	0	0.22	0.10
D_5	·	·	·	·	0	0.11
D_6	·	·	·	·	·	0

(a) $W_1(\hat{T}^{(i)}, \hat{T}^{(j)}, \hat{D}_{TV}^{\text{topic}})$

	D_1	D_2	D_3	D_4	D_5	D_6
D_1	0	0	0.10	0.16	0.05	0.08
D_2	·	0	0.10	0.16	0.05	0.08
D_3	·	·	0	0.17	0.05	0.13
D_4	·	·	·	0	0.16	0.08
D_5	·	·	·	·	0	0.09
D_6	·	·	·	·	·	0

(b) $W_1(\hat{T}^{(i)}, \hat{T}^{(j)}, \hat{D}_W^{\text{topic}})$

	D_1	D_2	D_3	D_4	D_5	D_6
D_1	0	0.56	0.62	0.62	0.56	0.60
D_2	·	0	0.66	0.68	0.63	0.64
D_3	·	·	0	0.71	0.61	0.67
D_4	·	·	·	0	0.65	0.63
D_5	·	·	·	·	0	0.59
D_6	·	·	·	·	·	0

(c) $W_1(\hat{\Pi}^{(i)}, \hat{\Pi}^{(j)}, D^{\text{word}})$ (WMD)

	D_1	D_2	D_3	D_4	D_5	D_6
D_1	0	0	0.10	0.16	0.05	0.08
D_2	·	0	0.10	0.16	0.05	0.08
D_3	·	·	0	0.17	0.05	0.12
D_4	·	·	·	0	0.16	0.08
D_5	·	·	·	·	0	0.09
D_6	·	·	·	·	·	0

(d) $W_1(\tilde{\Pi}^{(i)}, \tilde{\Pi}^{(j)}, D^{\text{word}})$

	D_1	D_2	D_3	D_4	D_5	D_6
D_1	0	0	1	1	0.50	0.50
D_2	·	0	1	1	0.50	0.50
D_3	·	·	0	1	0.50	1
D_4	·	·	·	0	1	0.50
D_5	·	·	·	·	0	0.50
D_6	·	·	·	·	·	0

(e) $TV(\hat{T}^{(i)}, \hat{T}^{(j)})$

Table 3: Distances between documents using various metrics.

We then compare model-based estimators of Π_* based on estimates of T_* to the empirical estimate of Π_* . In terms of notation, recall that N is the number of words in a document, n is the number of documents in the corpus, K is the number of topics, and p is the dictionary size.

Data generating mechanism: For fixed anchor word sets $I_1, \dots, I_K \subset [p]$, we generate the $p \times K$ matrix A as follows. We set $A_{ik} = K/p$ for all $i \in I_k$ and $k \in [K]$. Draw all entries of non-anchor words from $\text{Uniform}(0, 1)$, then normalize each sub-column $A_{I^c k}$ to have sum $1 - \sum_{i \in I_k} A_{ik}$ where $I^c = [p] \setminus (\cup_k I_k)$. We choose balanced anchor word sets such that $|I_k| = m_{anc}$ for all $k \in [K]$. We choose $m_{anc} = 5$, $K = 20$, and $p = 1500$ for all experiments in this section.

For fixed support size s , we generate $T_*^{(1)}, \dots, T_*^{(n)}$ identically and independently as follows. For each $T_*^{(i)}$, select a subset $S \subset [K]$ with $|S| = s$ by drawing elements from $[K]$ uniformly at random without replacement. Set $[T_*^{(i)}]_{S^c} = 0$ and generate each entry of $[T_*^{(i)}]_S$ independently from $\text{Uniform}(0, 1)$. Finally, normalize $T_*^{(i)}$ so its entries sum to 1. The result is that $T_*^{(i)}$ has

support s for all $i \in [n]$.

For each choice of A and $T_*^{(1)}, \dots, T_*^{(n)}$, we then set $\Pi_*^{(i)} = AT_*^{(i)}$ for $1 \leq i \leq n$ and generate $NX^{(i)} \sim \text{Multinomial}_p(N, \Pi_*^{(i)})$. We report the ℓ_1 error of the estimation of T_* by each method averaged over all 100 repetitions of the simulation.

Estimation of T_* with known A

We first compare the MLE in (6) and RLS when A is known. In this case we can take $n = 1$ and drop the superscript on T_* , X , and Π_* . To see the impact of sparsity in these methods, we also include a baseline estimator for each method that corresponds to the support of T_* being exactly known. To be precise, let S_* be the support of T_* , and A_{S_*} the $p \times |S_*|$ submatrix of A with columns restricted to the support of T_* . The baseline estimators are computed by estimating T_{S_*} using the MLE or RLS with A_{S_*} and X as input, and estimating $T_{S_*^c}$ by zeroes. We plot the ℓ_1 error of estimation of T_* as a function of N and $s = |S_*|$ in Figure 1.

Results: In the left panel Figure 1 we see how the ℓ_1 error of all estimators decays as the document length increases. On the other hand, we see in the right panel that the error increases as the support size of T_* increases. We observe in both panels the remarkable feature that the MLE with unknown support has nearly identical risk to the MLE with exactly known support, empirically illustrating Theorem 5. In contrast, the RLS with unknown support performs substantially worse than with known support, illustrating that the RLS does not enjoy the same support recovery properties as the MLE. Comparing the MLE and RLS, both with unknown support, we also observe that the risk of the MLE is uniformly lower than that of the RLS. This gives support to the MLE being a clearly superior estimator of T_* .

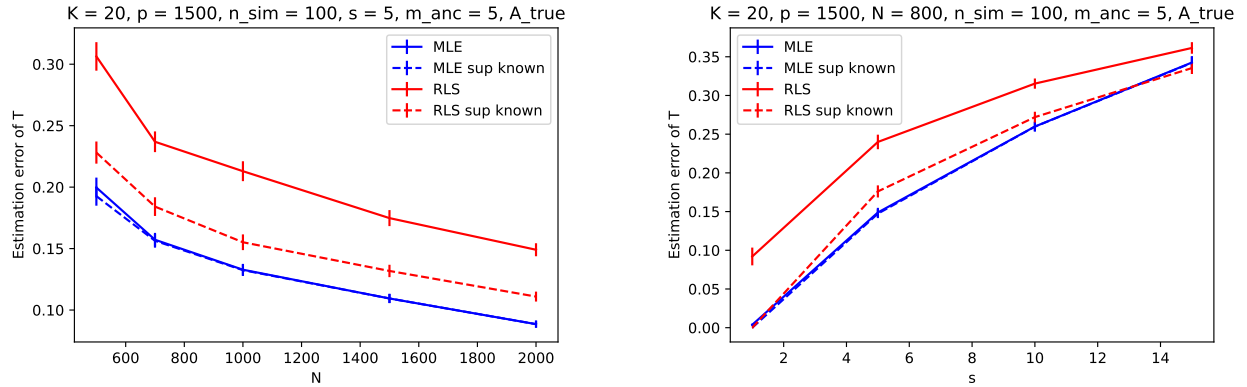


Figure 1: ℓ_1 error of the estimation of T_* for the MLE and RLS, as a function of document length N (left) and support size s (right), when A is known. Dashed lines correspond to the MLE and RLS predictors when the true support of T_* is known.

Estimation of T_* with unknown A

We next compare the MLE in (34) and RLS when A is unknown and estimated by \hat{A} from the Sparse-TOP method Bing et al. [2020b]. For all values of n , we choose the first document $T_*^{(1)}$ to

estimate (this choice is arbitrary, as $T_*^{(i)}$ is drawn from an identical distribution for all $i \in [n]$). In Figure 2, we plot the average ℓ_1 error of estimating $T_*^{(1)}$ as a function of N and s . We also include the MLE in (6) with known A for comparison.

Results: Similarly to the case with known A , we see in Figure 2 that the MLE uniformly outperforms the RLS. Comparing the MLE with known and unknown A , we observe in the left panel that the impact of not knowing A decreases as the document length increases, which is expected as longer documents improve the estimate \hat{A} . We also observe in the right panel that not knowing A has less impact for T_* that are more sparse.

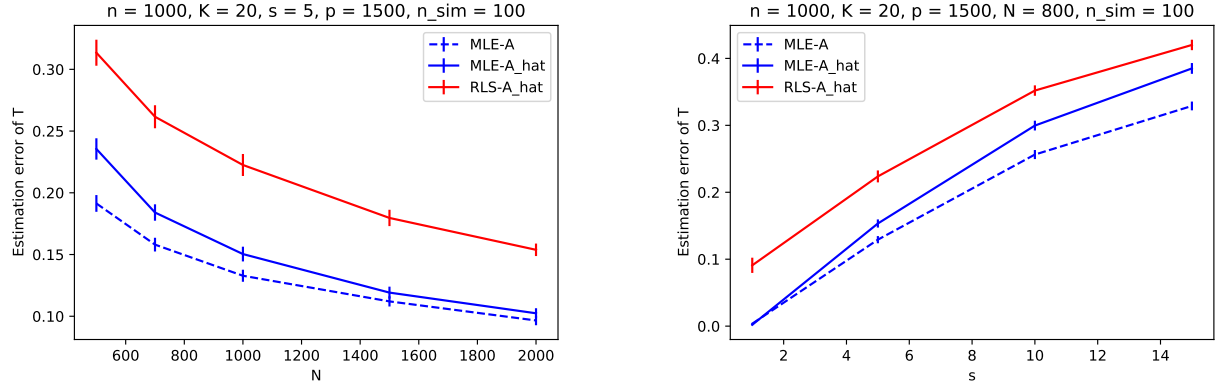


Figure 2: ℓ_1 error of the estimation of T_* for the MLE and RLS, as a function of document length N (left) and support size s (right). Solid lines correspond to estimators using \hat{A} , and the dashed line corresponds to the MLE with known A .

Estimation of Π_*

We compare the three estimators of Π_* presented in Section 2.3: the empirical estimate $\hat{\Pi}$, and the model-based estimators $\tilde{\Pi}_A = A\hat{T}_{\text{mle}}$ and $\tilde{\Pi}_{\hat{A}} = \hat{A}\hat{T}$. Setting $n = 1000$, we repeat the simulation 100 times and plot the average ℓ_1 error in estimating the first document $\Pi_*^{(1)}$ as a function of document length N in the top left panel of Figure 3. Note that $\hat{\Pi}^{(1)}$ is a function only of the first document vector $X^{(1)}$, and ignores the other $n - 1$ documents in the corpus. In contrast, the model-based estimator with unknown A , $\tilde{\Pi}_{\hat{A}}^{(1)}$, uses all n documents in the corpus via the estimation of \hat{A} . We drop the superscript 1 in the remainder of this discussion for ease of notation.

Recall the definitions $\bar{J} := \{j : \Pi_{*j} > 0\}$ and $J := \{j : X_j > 0\}$ from Section 2.3. As discussed in that section, a particular advantage of the model-based estimators $\tilde{\Pi}_A$ and $\tilde{\Pi}_{\hat{A}}$ over the empirical estimate $\hat{\Pi}$ is their ability to non-trivially estimate non-zero cell probabilities with zero counts (Π_{*j} with $j \in \bar{J} \setminus J$), while still estimating the zero cell probabilities $j \in \bar{J}^c$ nearly as well as $\hat{\Pi}$. We here conduct a simulation to empirically study the ability of each method to estimate these two classes of cell probabilities. In each simulation run, we compute for each estimator Π^{est} among $\hat{\Pi}$, $\tilde{\Pi}_A$, and $\tilde{\Pi}_{\hat{A}}$ the quantities $\sum_{j \in \bar{J} \setminus J} |\Pi_j^{\text{est}} - \Pi_{*j}|$ and $\sum_{j \in \bar{J}^c} |\Pi_j^{\text{est}} - \Pi_{*j}|$; we plot their average values over 100 runs as a function of N in the top right and bottom panels of Figure 3, respectively.

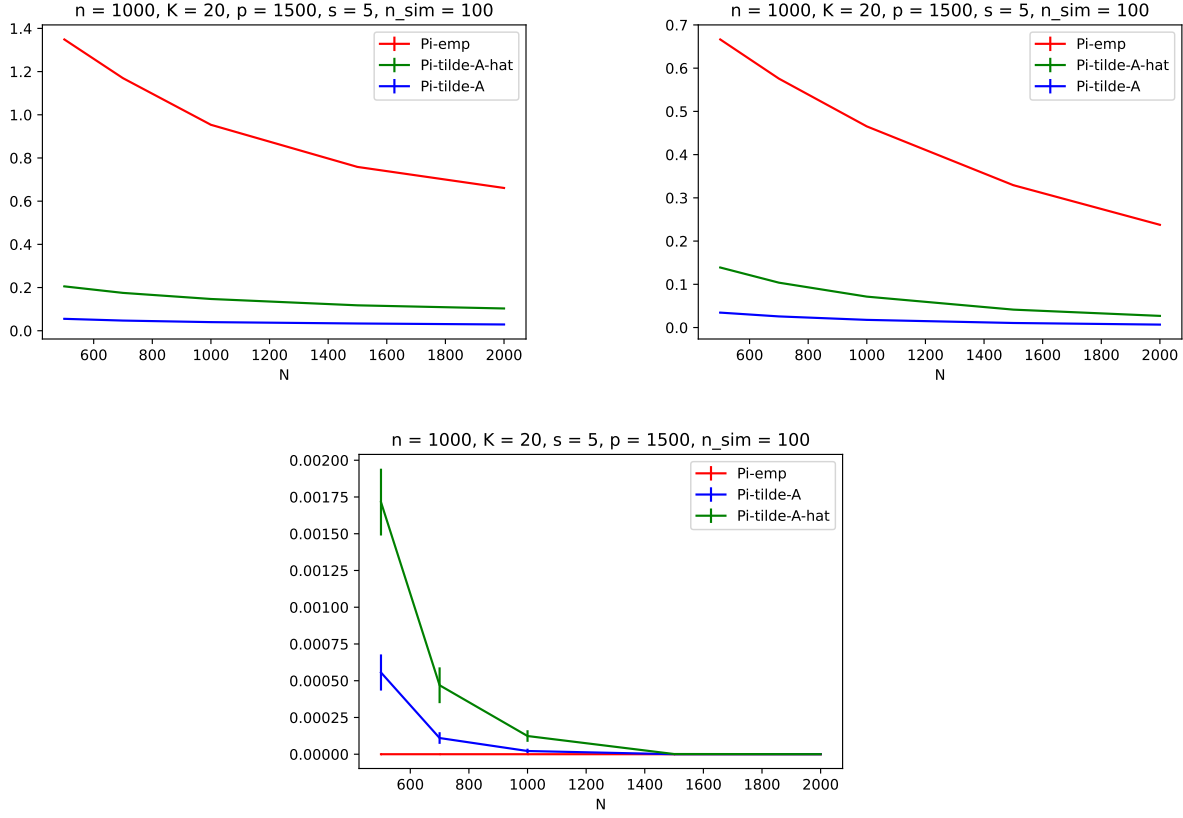


Figure 3: Top left: ℓ_1 error of the estimation of Π_* as a function of document length N . Top right: Error in estimating the cell probabilities Π_{*j} with $j \in \bar{J} \setminus J$. Bottom: Error in estimating Π_{*j} with $j \in \bar{J}^c$. Error bars are present in top plots but too small to observe.

Results: We observe from the left panel of Figure 3 that while the error of all three estimators decays with N , the error of the empirical estimator is substantially larger than that of the model-based estimator $\tilde{\Pi}_{\hat{A}}$, which is in turn larger than the error of model-based estimator with known A , $\tilde{\Pi}_A$, while being very close to it. This demonstrates the basic motivation of the model-based estimation approach: by borrowing statistical strength from across the full corpus, $\tilde{\Pi}_A$ and $\tilde{\Pi}_{\hat{A}}$ provide a far superior estimate of the frequencies for an individual document. The difference between $\tilde{\Pi}_A$ and $\tilde{\Pi}_{\hat{A}}$ on the other hand reflects the effect of estimating A .

In the top right panel of Figure 3, we verify that the two model-based estimators are able to estimate the non-zero cell probabilities with zero counts (Π_{*j} with $j \in \bar{J} \setminus J$) much better than the trivial estimate of $\hat{\Pi}_j = 0$. We note for clarity that for $\Pi^{\text{est}} = \hat{\Pi}$, $\sum_{j \in \bar{J} \setminus J} |\Pi_j^{\text{est}} - \Pi_{*j}|$ reduces to $\sum_{j: \Pi_{*j} > 0, X_j = 0} \Pi_{*j}$. While we see that this quantity decreases with N from the red line in the top right panel of Figure 3, this is simply due to the fact that $|\{j : X_j = 0\}|$ decreases with N .

Lastly, in the bottom panel of Figure 3, we see that while for small N ($N \leq 1500$ for $\tilde{\Pi}_{\hat{A}}$) the error in estimating the zero cell probabilities by the model-based estimators is non-zero, it is several orders of magnitude smaller than the overall ℓ_1 error in the top left panel, and in any case quickly decays to zero as N increases. As expected, $\hat{\Pi}_j = 0$ for all $j \in \bar{J}$, so the error for $\hat{\Pi}$ is exactly zero.

in this bottom panel.

In summary, by borrowing statistical strength across the corpus of n documents, the two model-based estimators $\tilde{\Pi}_A$ and $\tilde{\Pi}_{\hat{A}}$ perform substantially better than the empirical estimator at estimating Π_* in ℓ_1 error and estimating non-zero cell probabilities with zero counts, while still having nearly the same performance as the empirical estimator at estimating the zero cell probabilities.

Acknowledgements

Bunea and Wegkamp are supported in part by NSF grant DMS-2015195.

References

- Alan Agresti. *Categorical Data Analysis, 3rd Edition*. Wiley Series in Probability and Statistics. Wiley, 2012.
- Anima Anandkumar, Dean P Foster, Daniel J Hsu, Sham M Kakade, and Yi-kai Liu. A spectral algorithm for latent dirichlet allocation. In F. Pereira, C. J. C. Burges, L. Bottou, and K. Q. Weinberger, editors, *Advances in Neural Information Processing Systems 25*, pages 917–925. Curran Associates, Inc., 2012.
- Sanjeev Arora, Rong Ge, and Ankur Moitra. Learning topic models—going beyond svd. In *Foundations of Computer Science (FOCS), 2012, IEEE 53rd Annual Symposium*, pages 1–10. IEEE, 2012.
- Sanjeev Arora, Rong Ge, Yonatan Halpern, David M Mimno, Ankur Moitra, David Sontag, Yichen Wu, and Michael Zhu. A practical algorithm for topic modeling with provable guarantees. In *ICML (2)*, pages 280–288, 2013.
- Sanjeev Arora, Rong Ge, Frederic Koehler, Tengyu Ma, and Ankur Moitra. Provable algorithms for inference in topic models. In Maria Florina Balcan and Kilian Q. Weinberger, editors, *Proceedings of The 33rd International Conference on Machine Learning*, volume 48 of *Proceedings of Machine Learning Research*, pages 2859–2867, New York, New York, USA, 20–22 Jun 2016. PMLR. URL <http://proceedings.mlr.press/v48/arorab16.html>.
- Peter J Bickel, Ya’acov Ritov, Alexandre B Tsybakov, et al. Simultaneous analysis of lasso and dantzig selector. *The Annals of statistics*, 37(4):1705–1732, 2009.
- Xin Bing, Florentina Bunea, and Marten Wegkamp. A fast algorithm with minimax optimal guarantees for topic models with an unknown number of topics. *Bernoulli*, 26(3):1765–1796, 08 2020a. doi: 10.3150/19-BEJ1166. URL <https://doi.org/10.3150/19-BEJ1166>.
- Xin Bing, Florentina Bunea, and Marten Wegkamp. Optimal estimation of sparse topic models. *Journal of Machine Learning Research*, 21(177):1–45, 2020b.
- M. W. Birch. A New Proof of the Pearson-Fisher Theorem. *The Annals of Mathematical Statistics*, 35(2):817 – 824, 1964. doi: 10.1214/aoms/1177703581. URL <https://doi.org/10.1214/aoms/1177703581>.

- Yvonne M. Bishop, Stephen E. Fienberg, and Paul W. Holland. *Discrete Multivariate Analysis Theory and Practice*. Springer, New York, 2007. Originally published by MIT Press, 1975.
- Victor Bittorf, Benjamin Recht, Christopher Re, and Joel A Tropp. Factoring nonnegative matrices with linear programs. *arXiv:1206.1270*, 2012.
- David M. Blei. Introduction to probabilistic topic models. *Communications of the ACM*, 55:77–84, 2012.
- David M. Blei, Andrew Y. Ng, and Michael I. Jordan. Latent dirichlet allocation. *Journal of Machine Learning Research*, pages 993–1022, 2003.
- S. Boyd, S.P. Boyd, L. Vandenberghe, and Cambridge University Press. *Convex Optimization*. Number pt. 1 in Berichte über verteilte messysteme. Cambridge University Press, 2004. ISBN 9780521833783. URL <https://books.google.com/books?id=mYm0bLd3fcoC>.
- Carmen Bravo González-Blas, Liesbeth Minnoye, Dafni Papasokrati, Sara Aibar, Gert Hulselmans, Valerie Christiaens, Kristofer Davie, Jasper Wouters, and Stein Aerts. cistopic: cis-regulatory topic modeling on single-cell atac-seq data. *Nature Methods*, 16(5):397–400, 2019.
- Sisi Chen, Paul Rivaud, Jong H. Park, Tiffany Tsou, Emeric Charles, John R. Haliburton, Flavia Pichiorri, and Matt Thomson. Dissecting heterogeneous cell populations across drug and disease conditions with popalign. *Proceedings of the National Academy of Sciences*, 117(46):28784–28794, 2020. ISSN 0027-8424. doi: 10.1073/pnas.2005990117. URL <https://www.pnas.org/content/117/46/28784>.
- W. Ding, P. Ishwar, and V. Saligrama. Most large topic models are approximately separable. In *2015 Information Theory and Applications Workshop (ITA)*, pages 199–203, 2015. doi: 10.1109/ITA.2015.7308989.
- Weicong Ding, Mohammad Hossein Rohban, Prakash Ishwar, and Venkatesh Saligrama. Topic discovery through data dependent and random projections. In Sanjoy Dasgupta and David McAllester, editors, *Proceedings of the 30th International Conference on Machine Learning*, volume 28 of *Proceedings of Machine Learning Research*, pages 1202–1210, Atlanta, Georgia, USA, 17–19 Jun 2013. PMLR. URL <http://proceedings.mlr.press/v28/ding13.html>.
- Dheeru Dua and Casey Graff. UCI machine learning repository, 2017. URL <http://archive.ics.uci.edu/ml>.
- Alison L. Gibbs and Francis Edward Su. On choosing and bounding probability metrics. *International Statistical Review*, 70(3):419–435, 2002.
- Thomas L. Griffiths and Mark Steyvers. Finding scientific topics. *Proceedings of the National Academy of Sciences*, 101(suppl 1):5228–5235, 2004. ISSN 0027-8424. doi: 10.1073/pnas.0307752101.
- Tracy Zheng Ke and Minzhe Wang. A new svd approach to optimal topic estimation. *arXiv:1704.07016*, 2017.
- Jon Kleinberg and Mark Sandler. Using mixture models for collaborative filtering. *Journal of Computer and System Sciences*, 74(1):49–69, 2008.

- M. Kusner, Y. Sun N. I. Kolkin, and K. Q. Weinberger. From word embeddings to document distances. [link](#), 2015.
- Quoc V. Le and Tomas Mikolov. Distributed representations of sentences and documents, 2014.
- Wing-Kin Ma, José M Bioucas-Dias, Tsung-Han Chan, Nicolas Gillis, Paul Gader, Antonio J Plaza, ArulMurugan Ambikapathi, and Chong-Yung Chi. A signal processing perspective on hyperspectral unmixing: Insights from remote sensing. *IEEE Signal Processing Magazine*, 31(1): 67–81, 2013.
- Andrew L. Maas, Raymond E. Daly, Peter T. Pham, Dan Huang, Andrew Y. Ng, and Christopher Potts. Learning word vectors for sentiment analysis. In *Proceedings of the 49th Annual Meeting of the Association for Computational Linguistics: Human Language Technologies*, pages 142–150, Portland, Oregon, USA, June 2011. Association for Computational Linguistics. URL <http://www.aclweb.org/anthology/P11-1015>.
- Tomas Mikolov, Kai Chen, Greg Corrado, and Jeffrey Dean. Efficient estimation of word representations in vector space, 2013.
- Xipeng Qiu, Tianxiang Sun, Yige Xu, Yunfan Shao, Ning Dai, and Xuanjing Huang. Pre-trained models for natural language processing: A survey, 2020.
- C. Radhakrishna Rao. Maximum likelihood estimation for the multinomial distribution. *Sankhyā: The Indian Journal of Statistics (1933-1960)*, 18(1/2):139–148, 1957. ISSN 00364452. URL <http://www.jstor.org/stable/25048341>.
- C. Radhakrishna Rao. Maximum likelihood estimation for the multinomial distribution with infinite number of cells. *Sankhyā: The Indian Journal of Statistics (1933-1960)*, 20(3/4):211–218, 1958. ISSN 00364452. URL <http://www.jstor.org/stable/25048390>.
- Nils Reimers and Iryna Gurevych. Sentence-bert: Sentence embeddings using siamese bert-networks, 2019.
- Max Sommerfeld and Axel Munk. Inference for empirical wasserstein distances on finite spaces. [arXiv:1610.03287](#), 2017.
- Carla Tameling, Max Sommerfeld, and Axel Munk. Empirical optimal transport on countable metric spaces: Distributional limits and statistical applications. [arXiv:1707.00973](#), 2018.
- Jonathan Weed and Francis Bach. Sharp asymptotic and finite-sample rates of convergence of empirical measures in wasserstein distance. [arXiv:1707.00087](#), 2017.

A Support recovery of the support of T_*

A.1 Support recovery when A is known

We discuss the consistent support recovery of the estimator \hat{T}_{mle} , and introduce another simple consistent estimator of $S_* = \text{supp}(T_*)$ in the presence of anchor words.

In light of Theorem 5, establishing consistent support recovery for \hat{T}_{mle} also requires the other direction, $\text{supp}(T_*) \subseteq \text{supp}(\hat{T}_{\text{mle}})$, for which we provide a simple sufficient condition below in the presence of anchor words.

Proposition 13 (Consistent support recovery of \hat{T}_{mle}). *Suppose there exists at least one anchor word j_k for each topic $k \in S_*$ such that $\Pi_{*j_k} \geq 2\varepsilon_{j_k}$ with ε_{j_k} defined in (9). Then, with probability $1 - 2p^{-1}$,*

$$\text{supp}(T_*) \subseteq \text{supp}(\hat{T}_{\text{mle}}).$$

Furthermore, if additionally (26) holds, then, with probability $1 - 2p^{-1} - 6s^{-1} - 2K^{-1}$,

$$\text{supp}(T_*) = \text{supp}(\hat{T}_{\text{mle}}).$$

Proposition 13 imposes a signal condition on the frequency of the anchor words corresponding to the non-zero topics. Recall ε_{j_k} from (9) that the signal condition simply requires

$$\Pi_{*j_k} \gtrsim \frac{\log p}{N}, \quad \text{for one anchor word } j_k \text{ of topic } k \in S_*.$$

In addition to the above signal condition, if Assumption 1 holds (or equivalently, there exists at least one anchor word for each of the zero topics, that is, the topic $k \in S_*^c$), then the following simple estimator

$$\hat{S} := \{k \in [K] : \exists X_j > 0 \text{ corresponding to anchor word } j \text{ of topic } k\} \quad (62)$$

consistently estimates S_* , as stated in the following proposition.

Proposition 14. *Under Assumption 1, we have $\hat{S} \subseteq S_*$ with probability one. Furthermore, if additionally there exists at least one anchor word j_k for each topic $k \in S_*$ such that $\Pi_{*j_k} \geq 2\varepsilon_{j_k}$ with ε_{j_k} defined in (9). Then,*

$$\mathbb{P}\{\hat{S} = S_*\} \geq 1 - 2p^{-1}.$$

Proof. To show $\hat{S} \subseteq S_*$, if $k \in \hat{S}$, then we must have $k \in S_*$. This is because if $k \notin S_*$, with probability one, we couldn't have observed any anchor word $X_j > 0$ of topic k as $\Pi_{*j} = A_{jk}T_{*k} = 0$. Conversely, to show $S_* \subseteq \hat{S}$, if $k \in S_*$ and there exists a $\Pi_{*j_k} > 2\varepsilon_{j_k}$, then on the event \mathcal{E} , $X_{j_k} \geq \Pi_{*j_k} - |X_{j_k} - \Pi_{*j_k}| > \varepsilon_{j_k} > 0$, that is, $k \in \hat{S}$. This completes the proof. \square

The estimator \hat{S} simply collects the topics for which we have observed anchor words. Proposition 13 ensures that we always have $\hat{S} \subseteq S_*$ under Assumption 1. In practice, this property is helpful to check whether $\mathcal{E}_{\text{supp}}$ holds. Specifically, if Assumption 1 holds and we find $\text{supp}(\hat{T}_{\text{mle}}) \subseteq \hat{S}$, then we necessarily have $\text{supp}(\hat{T}_{\text{mle}}) \subseteq \text{supp}(T_*)$.

A.2 Support recovery when A is unknown

We first state in the following theorem the sparsity recovery of \hat{T} in (34) when A is unknown and estimated by $\hat{A} \in \mathcal{A}$. Its proof can be found in Appendix E.3.

Theorem 15. *Assume $\kappa^{-1}(A_J, s) = \mathcal{O}(1)$ and there exists some constant $C > 0$ such that*

$$N \geq C \frac{\log p}{T_{\min}^3}.$$

For some sufficiently small constant $c > 0$, further assume

$$\sqrt{\frac{\xi \log p}{T_{\min} N}} \left(1 + \sqrt{\frac{\xi s}{T_{\min}}} \right) + \frac{\log p}{N} \leq c \min_{k \in S_T^c} \sum_{j \in \bar{J}^c} A_{jk}.$$

On the intersection of events \mathcal{E}'_A and

$$\left\{ \left(1 + \frac{\xi}{T_{\min}} \right) \|\hat{A} - AP\|_{1,\infty} \leq c \min_{k \in S_T^c} \sum_{j \in \bar{J}^c} A_{jk} \right\},$$

for some permutation matrix $P \in \mathcal{H}_K$, then

$$\lim_{n \rightarrow \infty} \mathbb{P} \left\{ \text{supp}(\hat{T}) \subseteq \text{supp}(T_*) \right\} = 1.$$

Theorem 15 together with Theorem 9 immediately imply

$$\|\hat{T} - P^\top T_*\|_1 = \mathcal{O}_{\mathbb{P}} \left(\sqrt{\frac{s \log p}{n}} + \|\hat{A} - AP\|_{1,\infty} \right).$$

For any estimator \hat{A} with the optimal rate in (33), we further have

$$\|\hat{T} - P^\top T_*\|_1 = \mathcal{O}_{\mathbb{P}} \left(\sqrt{\frac{s \log p}{n}} + \sqrt{\frac{\|A\|_0 \log p}{nN}} \right).$$

Regarding the consistent support recovery of \hat{T} , we remark that the results in Section A.1 continue to hold provided that the anchor words can be consistently estimated. Consistent estimation of the anchor words has been fully established in Bing et al. [2020a]. Also, see, Bittorf et al. [2012], Arora et al. [2013] for other procedures of estimating anchor words.

B Supplementary results on IMDB data

In this section we present further details of our analysis in Section 3.3 of the IMDB movie review dataset. We first give Table 4, which gives an initial interpretation to each estimated topic based on its anchor words.

Topic	Anchor words	Initial interpretation
1	book, read, version	Book adaptations
2	crap, talent	Sentiment
3	game	Game-related
4	blood, dark, dead, evil, fans, flick, genre, gore, horror, house, killer, sequel, strange	Horror films
5	episode	TV Shows
6	history, war	History & war films

Table 4: Anchor words for each topic in the IMDB dataset, along with an initial interpretation of each topic.

Table 5 gives the computed values of the two topic-distance matrices (60) and shows that these distances qualitatively capture the same similarity relationships between the topics. This is despite the fact that \hat{D}_W^{topic} incorporates word similarity from pre-trained word embeddings, whereas $\hat{D}_{TV}^{\text{topic}}$ depends only parameters estimated directly from the IMDB corpus.

	Topic 1	Topic 2	Topic 3	Topic 4	Topic 5	Topic 6
Topic 1	0	0.14	0.22	0.13	0.20	0.14
Topic 2	0.14	0	0.22	0.14	0.22	0.17
Topic 3	0.21	0.22	0	0.21	0.22	0.23
Topic 4	0.13	0.14	0.21	0	0.21	0.14
Topic 5	0.20	0.22	0.22	0.21	0	0.22
Topic 6	0.14	0.17	0.23	0.14	0.22	0

(a) $\hat{D}_{TV}^{\text{topic}}$

	Topic 1	Topic 2	Topic 3	Topic 4	Topic 5	Topic 6
Topic 1	0	0.10	0.16	0.10	0.15	0.10
Topic 2	0.10	0	0.17	0.10	0.16	0.12
Topic 3	0.16	0.17	0	0.16	0.17	0.17
Topic 4	0.10	0.10	0.16	0	0.16	0.10
Topic 5	0.15	0.16	0.17	0.16	0	0.17
Topic 6	0.10	0.12	0.17	0.10	0.17	0

(b) \hat{D}_W^{topic}

Table 5: The two $\hat{K} \times \hat{K}$ matrices of distances between topics.

Finally, we give Table 6, which gives excerpts of two documents for each topic that are estimated to be exclusively generated from that topic. These excerpts allow for further interpretation of the topics.

Topic	Interpretation	Movie ID	Document excerpt
Topic 1	Book Adaptations	37,123	<i>This was an OK movie, at best, outside the context of the book. But having read and enjoyed the book quite a bit it was a real disappointment in comparison...</i>
		15,709	<i>This has always been one of my favourite books. I was thrilled when I saw that the book had been made into a movie, for the first time since it was written, over 50 years before...</i>
Topic 2	Negative reviews	12,445	<i>This was the most disappointing films I have ever seen recently. And I really hardly believe that people say goods things about this very bottom film!...</i>
		32,442	<i>Acting was awful. Photography was awful. Dialogue was awful. Plot was awful. (I'm not being mean here...It really was this bad.)...</i>
Topic 3	Video Games	23,753	<i>This game really is worth the ridiculous prices out there. The graphics really are great for the SNES, though the magic spells don't look particularly great...</i>
		12,261	<i>I remember playing this game at a friend. Watched him play a bit solo until we decided to try play 2 and 2, which we found out how to do...</i>
Topic 4	Horror	29,114	<i>After watching such teen horror movies as Cherry Falls and I know what you did last summer, I expected this to be similar...</i>
		3,448	<i>Being a HUGE fan of the horror genre, I have come to expect and appreciate cheesey acted, plot-holes galore, bad scripts...</i>
Topic 5	TV Shows	32,315	<i>I used to watch this show when I was a little girl...</i>
		10,454	<i>I've watched the TV show Hex twice over and I still can not get enough of it. The show is excellent...</i>
Topic 6	War & History	6,709	<i>Carlo Levi, an Italian who fought against the arrival of Fascism in his native Torino, was arrested for his activities...</i>
		26,918	<i>As directed masterfully by Clint Eastwood, "Flags of Our Fathers" plays both as a war film and a sensitive human drama...</i>

Table 6: Excerpts from documents that are estimated to be exclusively generated from Topics 3 and 5 (formally, documents with $\hat{T}_k^{(i)} = 1$ for each topic k). Excerpts from two separate documents with this property are given for each topic. The third column gives the ID number in the original dataset [Maas et al., 2011] for reference. We find that the “movie reviews” corresponding to Topics 3 and 5 are in fact reviews of video games and TV shows, respectively.

C Semi-synthetic simulations to compare document-distance estimation rates

We perform semi-synthetic simulations to empirically study the rate of estimation of the topic-based document distance (50) for the choice (52) of D^{topic} , by the estimator (55). We also ran the same simulations for the choice (51) of D^{topic} with the estimator (54) and found similar results, which we do not report here due to space limitations.

Data and preprocessing. We work with the NIPS bag-of-words dataset [Dua and Graff, 2017]. We preprocess the data by removing stop words, removing documents with less than 150 words, and removing words that appear in less than 150 documents. We are left with 1490 documents and dictionary size $p = 1270$. From this data we estimate a loading matrix A_0 using the Sparse-TOP algorithm [Bing et al., 2020b] and find $K = 21$ topics. We then treat this estimated A_0 as our ground truth for semi-synthetic experiments.

Semi-synthetic data generation. We generate topic distributions $T_*^{(1)}, \dots, T_*^{(n)}$ with $K = 21$ exactly following the procedure in Section 4. In particular, $T_*^{(1)}, \dots, T_*^{(n)}$ all have the same support size, which we denote as s . We choose $n = 2000$ for all simulations. For each $i \in [n]$, we set $\Pi_*^{(i)} = A_0 T_*^{(i)}$ and draw $X^{(i)} \sim \text{Multinomial}_p(N, \Pi^{(i)})$.

For each simulation, we form the estimate \hat{A} using Sparse-TOP [Bing et al., 2020b], and form estimates $\hat{T}^{(1)}, \hat{T}^{(2)}$ of the topic distributions of the first two documents using the MLE (34). From \hat{A} , we compute the estimated topic-distance metric

$$\hat{D}_{TV}^{\text{topic}}(k, l) = \frac{1}{2} \|\hat{A}_{\cdot k} - \hat{A}_{\cdot l}\|_1 \quad \forall k, l \in \{1, 2, \dots, 21\},$$

and its population counterpart with \hat{A} replaced by A_0 . We then compute the error

$$|W_1(\hat{T}^{(1)}, \hat{T}^{(2)}; \hat{D}_{TV}^{\text{topic}}) - W_1(T_*^{(1)}, T_*^{(2)}; D_{TV}^{\text{topic}})|. \quad (63)$$

We repeat this simulation $n_{\text{sim}} = 50$ times for different values of N and s , and plot the average error in Figure 4.

Results. We see from Figure 4 that the error (63) grows significantly as the support size s of $T_*^{(1)}$ and $T_*^{(2)}$ increases. This can be understood by the fact that the error in estimating $T_*^{(1)}$ and $T_*^{(2)}$ also increases with s ; recall Figure 2 for an empirical demonstration of this. For all values of s , we observe the error decaying as N increases.

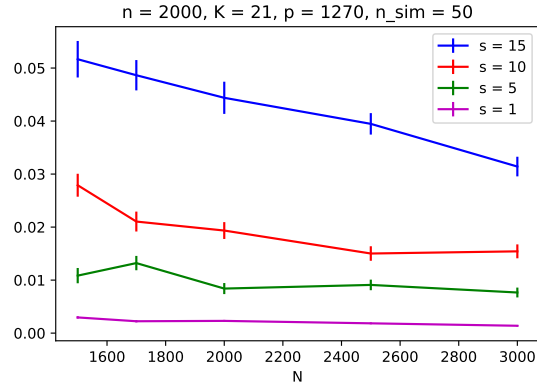


Figure 4: Error (63) as a function of N , for different values of support size s of the synthetically generated topic distributions $T_*^{(1)}$ and $T_*^{(2)}$.