

DebiasedDTA: Model Debiasing to Boost Drug - Target Affinity Prediction

Rıza Özçelik¹, Alperen Bağ^{1,+}, Berk Atıl^{1,+}, Arzucan Özgür^{1,*}, Elif Ozkirimli^{2,*}

¹Department of Computer Engineering, Boğaziçi University, İstanbul, Turkey and

²Data and Analytics Chapter, Pharma International Informatics, F. Hoffmann-La Roche AG, Switzerland

⁺These authors contributed equally to the work.

^{*}To whom correspondence should be addressed.

Abstract

Motivation: Computational models that accurately identify high-affinity protein-chemical pairs can accelerate drug discovery pipelines. These models, trained on available protein-chemical interaction datasets, can be used to predict the binding affinity of an input protein-chemical pair. However, the training datasets may contain surface patterns, called dataset biases, which cause models to memorize dataset-specific biomolecule properties, instead of learning binding mechanisms. As a result, the prediction performance of models drops for unseen biomolecules. Here, we present DebiasedDTA, a novel drug-target affinity (DTA) prediction model training framework that addresses dataset biases to improve affinity prediction for novel biomolecules. DebiasedDTA uses ensemble learning and sample weight adaptation to identify and avoid biases and is applicable to most DTA prediction models.

Results: The results show that DebiasedDTA can boost models while predicting the interactions between unseen biomolecules. In addition, prediction performance for seen biomolecules also improves. The experiments also show that DebiasedDTA can augment DTA prediction models of different input and model structures and is able to avoid biases of different sources. The investigations of predictions reveal that model debiasing can diminish the importance of misleading features and can enable models to learn more from the proteins. DebiasedDTA is published as an open-source python package to enable debiasing custom DTA prediction models with only two lines of code.

Availability and Implementation: The source code, the models, and the datasets for reproduction are freely available for download at <https://github.com/boun-tabi/debiaseddta-reproduce>, implementation in Python3, and supported for Linux, MacOS and MS Windows. A python library is presented at <https://github.com/boun-tabi/pydta> for custom use.

Contact: arzucan.ozgur@boun.edu.tr, elif.ozkirimli@roche.com

1 Introduction

The first step toward drug discovery is to identify high affinity protein-chemical pairs. However, the number of possible protein-chemical combinations makes this task a “needle in the haystack” problem (~560K proteins in UniProt [Apweiler et al., 2004] and ~2.1M chemicals

in ChEMBL [Davies et al., 2015]). This is where drug-target affinity (DTA) prediction models come into play; they can rapidly identify high-affinity protein-chemical pairs in the combination space after learning generalizable affinity prediction rules from large interaction datasets.

The interaction datasets report affinity measurements for millions of protein-chemical pairs and stand as invaluable resources to learn rules of affinity prediction. However, they also contain spurious patterns that can misguide the learning [Chaput et al., 2016, Wallach and Heifets, 2018, Sieg et al., 2019, Yang et al., 2020, Scantlebury et al., 2020b]. For instance, a single atom may be separating actives and inactives of a target [Bietz et al., 2015] and the prediction models can learn to predict interaction strength through that atom exclusively, instead of learning generalizable affinity prediction rules. Consequently, models struggle to estimate the binding affinity between unseen biomolecules, for which the learned shortcuts are unavailable [Chen et al., 2019, Tran-Nguyen et al., 2020, Yang et al., 2020, Boyles et al., 2020, Özçelik et al., 2021]. These dataset shortcuts are the dataset biases and form a major problem to discover drugs for rare diseases or to identify novel chemical moieties to which proteins have not yet acquired resistance.

To the best of our knowledge, there is no study with a focus on boosting drug-target affinity prediction on novel biomolecules. Recent works studied the generalizability problem in a similar task, drug-target interaction prediction. They focused on the datasets and designed train-test splits with dissimilar biomolecules so that the training set biases are less rewarding on the test set [Wallach and Heifets, 2018, Tran-Nguyen et al., 2020]. However, counter to the aim, these “dataset-oriented” approaches introduced the risk of degrading model generalizability and inaccurate estimation of dissimilar test set performance [Sundar and Colwell, 2019]. Furthermore, their use in the affinity prediction task would require non-trivial adaptations, as they exploit the two-class structure (active or inactive) in the drug-target interaction task.

An alternative perspective to cope with biases and improve model generalizability is to focus on the prediction models instead of datasets. This “model-oriented” perspective is free from the limitations of the task and has been recently successfully used in natural language processing [Clark et al., 2020, Sanh et al., 2020, Utama et al., 2020], computer vision [Bissoto et al., 2020, Majumdar et al., 2021], as well as for structure-based virtual screening [Scantlebury et al., 2020b]. Unfortunately, the impact of the model-oriented perspective on computational drug discovery was limited by the number of available 3D structures [Scantlebury et al., 2020b].

In this paper, we propose DebiasedDTA, a novel model training framework to address dataset biases and boost the generalizability of DTA prediction models. DebiasedDTA adopts the model-oriented perspective and, unlike the dataset-oriented approaches proposed for drug-target interaction prediction, it is applicable to datasets with continuous and discrete labels without requiring modifications. In addition, DebiasedDTA can be used to debias DTA prediction models with any biomolecule representation and finds a wider application range than 3D-structure based approaches.

DebiasedDTA ensembles a “guide” and a “predictor” to train debiased DTA prediction models. The guide quantifies a particular type of training set bias and prepares a debiasing roadmap for the predictor. The predictor utilizes the roadmap in order to adapt the sample weights during training to avoid biases and to achieve higher generalizability on novel biomolecules.

We test DebiasedDTA with two guides on different bias sources and with three predictors to evaluate across biomolecule representations. Experiments on two datasets and ten test sets show that the proposed approach is robust to different bias sources and can boost prediction performance of DTA models with different drug-target representations. Noteworthy, the improvement is not only observed for novel biomolecules but also for the seen ones.

DebiasedDTA is a novel approach that boosts the generalizability of DTA prediction models. Using a model-oriented perspective and a biomolecule representation independent sample

weight adaptation strategy, DebiasedDTA can be adopted to enhance the prediction performance of any DTA prediction model that allows sample weighting.

2 Materials and Methods

2.1 Background

2.1.1 Byte Pair Encoding (BPE)

In this paper, we experiment with DTA prediction models that interpret chemicals and proteins as documents in chemical and protein languages, respectively, and process the biomolecules as word sequences. In biomolecular languages, first the words need to be identified. Byte Pair Encoding (BPE) is used for hidden word identification, which is an algorithm first proposed for compression [Gage, 1994]. BPE is widely-adopted by natural language processing (NLP) studies to identify the vocabularies of different languages with no prior information about the language [Sennrich et al., 2015, Nguyen and Chiang, 2017, Heinzerling and Strube, 2018] and more recently, it is shown to be effective to process biomolecular sequences [Asgari et al., 2019, Kawano et al., 2019, Huang et al., 2020, Li and Fourches, 2021].

BPE postulates that frequent subsequences in a large corpus are meaningful language units. As such, given a corpus, BPE first extracts the uni-character vocabulary of the corpus and then computes the frequencies of all two-character subsequences. The algorithm expands its vocabulary with the most frequent subsequence and restarts counting by treating all elements in the vocabulary as a single character. The counting and vocabulary expansion continue until the target vocabulary size (V) is reached. When the algorithm terminates, the vocabulary contains the most frequent V subsequences, which are the words of the language.

We utilize BPE to identify biomolecular words that are used by some of our prediction models. We run the algorithm on ~ 1.9 M canonical SMILES strings downloaded from ChEMBL (vChEMBL27) [Gaulton et al., 2016] to find the chemical words and on ~ 560 K amino-acid sequences of SwissProt [Poux et al., 2017] to find the protein words. We construct and share 8K, 16K, and 32K vocabularies for both languages.

2.1.2 Biomolecule Representation

One Hot Encoding uses vectors of dimension $C + 1$, and $P + 1$ to represent chemicals and proteins, respectively, where C is the number of unique chemicals and P is the number of unique proteins in the training set. In this strategy, each chemical and protein has a unique vector whose all elements are zero but one, which is 1. Finally, novel chemicals are represented with a vector whose $C + 1^{st}$ dimension is set to 1 only, resulting in the same vector representation for all novel chemicals. Novel proteins are represented similarly.

Bag-of-Words (BoW) representation is a frequently used strategy in NLP to vectorize a document solely based on its words. A vector with the dimensionality of vocabulary size (V) is produced for each document, such that each dimension is associated with a word and its value is set based on the word’s count in the document. We use BoW to vectorize chemicals and proteins based on their SMILES strings and amino-acid sequences, respectively. We treat chemicals and proteins as documents and identify their words with BPE. We then represent a biomolecule with a vector \vec{v} such that $\vec{v}_i = f(w_i), \forall i \in \{1, 2, \dots, V\}$, where \vec{v}_i is the i^{th} element of the vector, $f(w_i)$ is the normalized frequency of the i^{th} word of the vocabulary in the document, and V is the vocabulary size. The normalized frequency of a word is computed by dividing its count in the document by the number of words in the document.

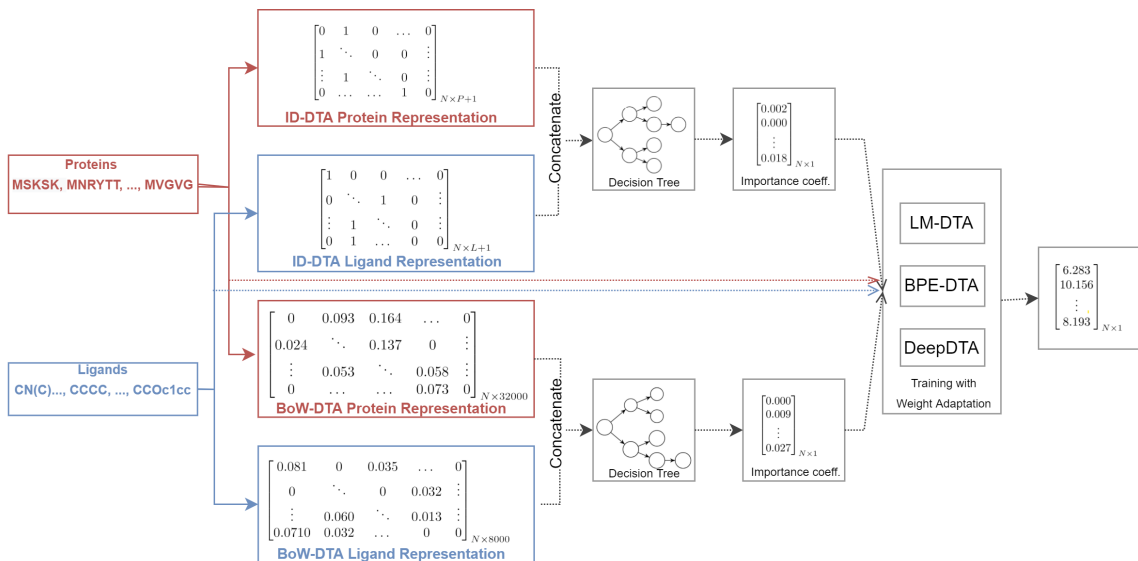


Figure 1: DebiasedDTA. DebiasedDTA training framework boosts the generalizability of DTA prediction models on novel biomolecules by driving them away from spurious dataset patterns called dataset biases. In DebiasedDTA, the guide models adopt biomolecule representation schemes to identify the training samples that contain targeted biasing patterns. Here, we target biomolecular word and identity-driven biases with BoW-DTA and ID-DTA models. The guides are trained on the training protein-chemical pairs with 10-fold cross validation and median squared error of each training sample is calculated. The predictors use these errors to prioritize training samples and attribute more importance to the instances that challenge the guides. The biomolecule representation of the predictors can take any form and we experiment with three models, DeepDTA, BPE-DTA, and LM-DTA. The experiments show that all models leverage DebiasedDTA training framework to boost their performance on unseen biomolecules.

Pretrained Language Model Embeddings Language models (LMs) in natural language are trained to predict the next word in a sequence, given the previous words. Random word vectors are initialized during the training of LMs and updated alongside model weights such that next word prediction accuracy is maximized. Thus, the final word vectors of LMs encompass semantic information and transfer knowledge for state-of-the-art level performance on other NLP tasks [Peters et al., 2018, Devlin et al., 2019]. The high performance of LMs on natural language is observed for biomolecular sequences, too. The protein LMs are able to learn biologically relevant information such as amino-acid locations in 3D [Vig et al., 2020] and SMILES language models boost cheminformatics models in various tasks [Wang et al., 2019].

We use ChemBERTa [Chithrananda et al., 2020], an LM trained on SMILES strings, and ProtBERT [Elnaggar et al., 2020], an LM for protein sequences, to vectorize chemicals and proteins. We input SMILES strings to ChemBERTa and protein sequences to ProtBERT and the LMs produce vectors for the biomolecules based on the sequences. We use the LM output to represent each biomolecule.

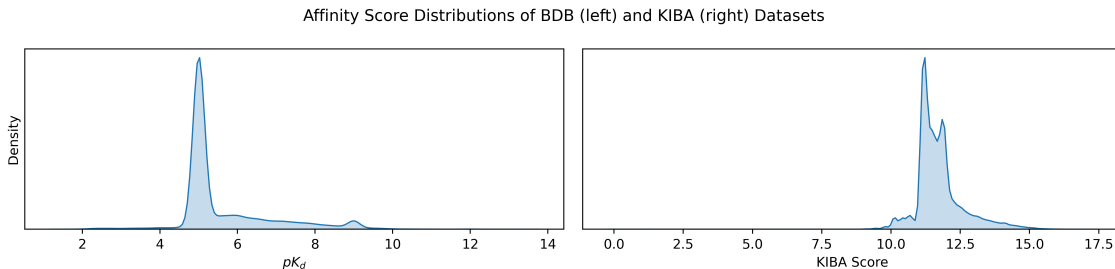


Figure 2: Binding score distributions in BDB (left) and KIBA (right) datasets. Weak interactions are frequently reported as $pK_d \leq 5$ in BDB and used as pK_d is equal to 5. The high volume of such interactions results in a strong peak around 5.

2.2 DebiasedDTA

DebiasedDTA is a model debiasing framework to boost drug-target affinity prediction on novel biomolecules and consists of two DTA prediction models, the guide and the predictor. The guide aims to identify dataset biases only, and thus uses biomolecule representations that target a specific bias source in the dataset. When the guide is trained on the training set, it prepares a training roadmap for the predictor and the predictor follows the roadmap to drive its training away from dataset biases; towards generalizable information. The debiased model is used standalone to predict the affinity between target protein-chemical pairs. Figure 1 illustrates the DebiasedDTA training framework.

2.2.1 The Guide

The guides in DebiasedDTA are designed to learn merely dataset biases and should have limited learning capacity. So, we design two weak learners with simple biomolecule representations to identify different bias sources: an identifier-based model (ID-DTA) and a biomolecule word-based model (BoW-DTA). ID-DTA is motivated by the fact that mere use of random biomolecule identifiers can produce high-achieving models for similar test sets [Özçelik et al., 2021], and thus, can be a strong bias source. ID-DTA featurizes the interactions by concatenating the one-hot encoded vectors of chemicals and proteins. BoW-DTA, on the other hand, bases on natural language inference studies in which the use of certain words in a sentence produces a strong bias with its semantic label [Gururangan et al., 2018, Poliak et al., 2018]. Here, we investigate a similar bias in biomolecular sequences and create BoW-DTA. BoW-DTA represents the proteins and chemicals with bag-of-words vectors and concatenates their vectors to represent the interaction.

BoW-DTA segments the biomolecule sequences into their words via BPE vocabularies and this might create an inconsistency between BoW-DTA and the predictor, if the predictor uses different vocabularies. So, we fork BoW-DTA and create BoW-LM-DTA to use with LM-DTA, a predictor introduced in Section 2.2.2, which has different vocabularies. BoW-LM-DTA adopts the same word segmentation strategy as LM-DTA and same vectorization method as BoW-DTA. ID-DTA, BoW-DTA, BoW-LM-DTA use decision tree regression for prediction, as decision trees have limited learning capacity and yet are effective to learn spurious patterns.

We adopt 5-fold cross-validation to quantify dataset biases with the guides. First, we randomly divide the training set into five folds and construct five different mini-training and mini-validation sets. We train the guide on each mini-training set and compute the squared

errors of its predictions on the corresponding mini-validation set. One run of cross-validation yields one squared-error measurement per protein-chemical pair as each pair is placed in the mini-validation set exactly once. In order to better estimate the performance on each sample, we run the 5-fold cross-validation 10 times and obtain 10 error measurements per sample. We compute the median of the 10 squared errors and name it as the “importance coefficient” of a protein-chemical pair. If the affinity of pair is easily predictable via exploiting dataset biases, i.e. the guide has a low prediction error, then the pair might contain biasing patterns for DTA prediction models and has a low importance coefficient. Otherwise, the pair is more likely to contain generalizable information about binding affinity and has a high importance coefficient. The importance coefficients guide the training of the predictor.

2.2.2 The Predictor

In DebiasedDTA training framework, the predictor is the model to debias and use on the target protein-chemical pairs. The predictor is free to adopt any biomolecule representation, but have to be able to weight the training samples during training to comply with the weight adaptation strategy proposed in DebiasedDTA.

The proposed strategy initializes the training sample weights to 1 and updates them at each epoch such that the weight of each training sample converges to its importance coefficient at the last epoch. When trained with this strategy, the predictor attributes more importance to samples with less biasing patterns as the learning continues, that is the bias in the model decays over time. Our weight adaptation strategy is formulated in Equation 1.

$$\vec{w}_e = (1 - \frac{e}{E}) + \vec{i} \times \frac{e}{E} \quad (1)$$

where w_e is the vector of training sample weights at epoch e , E is the number of training epochs, and \vec{i} is the importance coefficients vector. Here, e/E increases as the training continues, and so does the impact of \vec{i} on the sample weights. This ensures that the importance of samples with less biasing patterns is increased towards the end of training.

We implement three drug-target affinity prediction models to observe the performance of DebiasedDTA training framework with different predictors. The first one is DeepDTA [Öztürk et al., 2018], an influential affinity prediction model that uses SMILES strings of chemicals and amino-acid sequences of proteins to represent biomolecules. DeepDTA applies three layers of character-level convolutions over input sequences and uses a three-layered fully-connected neural network for prediction. Here, we slightly modify DeepDTA and treat chemical groups in the SMILES strings ([OH], [COH], [COOH] etc.) as a single token, while the original DeepDTA processes these groups as character-by-character, too.

In the second model, we alter DeepDTA to use biomolecular word-level convolutions, where the words are identified via BPE algorithm and name the resulting model BPE-DTA. We experiment with BPE vocabulary sizes of 8K, 16K, and 32K for SMILES and protein sequences and pick the combination of 8K-32K as it yields the highest scores on datasets of our previous studies [Özçelik et al., 2021]. We report the results for all vocabulary combinations in our GitHub repository for completeness.

Third, we utilize ChemBERTa [Chithrananda et al., 2020] and ProtBERT [Elnaggar et al., 2020] to create another drug-target affinity prediction model, LM-DTA. LM-DTA vectorizes SMILES and amino-acid sequences via the language models and concatenates their vectors to represent the interaction. Finally, LM-DTA uses a two-layered fully connected neural network for prediction.

2.3 Experimental Setup

2.3.1 Datasets

We test DebiasedDTA on BDB [Özçelik et al., 2021] and KIBA [Tang et al., 2014] datasets. KIBA contains 118K affinity measurements of 229 kinase family proteins and 2111 chemicals, such that the affinities are reported in terms of KIBA score. KIBA score combines different measurement sources such as K_d , IC_{50} , and K_i , and ranges from 1.3 to 17.2 in the dataset, the latter denoting a higher binding affinity.

BDB is a dataset filtered from BindingDB database [Liu et al., 2007] and comprises 31K binding affinity measurements of 490 proteins and 924 chemicals. The binding affinities are recorded in terms of pK_d [Özçelik et al., 2021], which correlates positively with the binding strength and changes between 1.6 and 13.3 in the dataset.

Protein diversity is higher in BDB than KIBA as it contains fewer interactions, but more proteins from different families. Figure 2 illustrates the binding score distributions in the datasets. A strong peak at $pK_d = 5$ is observed for BDB, because K_d of weak interactions are often recorded as $K_d \geq 10000$ ($pK_d \leq 5$).

2.3.2 Experimental Settings

We create five distinct train-test setups per dataset to evaluate the models. To create different setups, we cluster the proteins and chemicals in the datasets and randomly divide the clusters into two as “warm” and “cold”. We interpret the warm clusters as already known biomolecules and the cold clusters as novel biomolecules. The dissimilarity of known and novel biomolecules is enforced by the clustering-based split.

To produce training and test sets from warm and cold biomolecule clusters, we first filter the interactions between proteins and chemicals in the warm clusters. We use these interactions mainly as the training set, but also separate small subsets as “validation” and “warm test” sets. The validation fold is used to tune model hyper-parameters, whereas the warm test set is to evaluate models on the interactions between known biomolecules.

We create two more test sets called “cold chemical” and “cold protein”, where the cold chemical test set consists of the interactions between chemicals in the cold cluster and proteins in the warm cluster. This test set is used to measure model performance in the scenarios in which new drugs are searched to target existing proteins. The cold protein test set is created similarly and used to evaluate models in the scenarios where existing drugs are searched to target a novel protein.

Last, we create a “cold both” test set, that is the set of interactions between the proteins and chemicals in the cold clusters. This is the most challenging test set of every setup, as both the proteins and the chemicals are unavailable in the training set.

To tune the hyper-parameters, we train models on the training set of each setup and measure the performance on the corresponding validation set. We pick the hyper-parameter combination that scores the lowest validation average mean squared error to predict the test set interactions.

2.3.3 Evaluation Metrics

We evaluate DebiasedDTA models with two metrics, concordance index (CI) [Gönen and Heller, 2005] and R^2 . We use CI in order to evaluate the consistency of the predicted binding affinity ranking of protein-chemical pairs with the expected one. Evaluating a ranking, CI is independent of the output range and allows comparisons across datasets. CI is expected to be around 0.5 for random predictions and reaches 1 when two rankings match exactly.

We also calculate R^2 , a regression metric that measures how much of the variance in the expected labels is explained by the predictions. R^2 is 0 when all predictions are equal to mean

Table 1: The effect of different debiasing strategies on the model performance per interaction type. We train each model 5 times using different folds of the training set and compute mean test set scores of the models. We report mean and standard deviation (in parentheses) of CI and R^2 metrics in the table. Mean squared errors and root mean squared errors, which are in parallel with R^2 , are also available in the project repository.

		Warm		Cold Chemical		Cold Protein		Cold Both		
		The Guide	CI	R ²	CI	R ²	CI	R ²	CI	R ²
BDB	DeepDTA	None	0.888 (0.009)	0.781 (0.028)	0.687 (0.096)	0.039 (0.243)	0.759 (0.006)	0.315 (0.049)	0.554 (0.047)	-0.154 (0.164)
		BoW-DTA	0.899 (0.004)	0.799 (0.013)	0.698 (0.037)	0.043 (0.108)	0.777 (0.014)	0.351 (0.090)	0.568 (0.044)	-0.092 (0.132)
		ID-DTA	0.898 (0.005)	0.804 (0.011)	0.693 (0.058)	0.026 (0.109)	0.771 (0.007)	0.339 (0.067)	0.585 (0.040)	-0.128 (0.056)
	BPE-DTA	None	0.883 (0.006)	0.774 (0.013)	0.657 (0.083)	-0.143 (0.202)	0.653 (0.060)	-0.256 (0.411)	0.522 (0.054)	-0.442 (0.349)
		BoW-DTA	0.888 (0.008)	0.781 (0.016)	0.687 (0.082)	-0.091 (0.302)	0.664 (0.067)	-0.386 (0.593)	0.568 (0.084)	-0.334 (0.347)
		ID-DTA	0.891 (0.005)	0.777 (0.019)	0.692 (0.065)	-0.045 (0.252)	0.650 (0.039)	-0.689 (0.476)	0.565 (0.090)	-0.426 (0.231)
	LM-DTA	None	0.876 (0.005)	0.745 (0.011)	0.688 (0.046)	-0.027 (0.175)	0.780 (0.016)	0.384 (0.083)	0.572 (0.028)	-0.226 (0.205)
		BoW-DTA	0.882 (0.006)	0.762 (0.003)	0.688 (0.069)	-0.005 (0.169)	0.781 (0.017)	0.386 (0.081)	0.563 (0.032)	-0.182 (0.136)
		ID-DTA	0.883 (0.006)	0.758 (0.003)	0.683 (0.067)	-0.016 (0.270)	0.782 (0.017)	0.387 (0.080)	0.581 (0.017)	-0.198 (0.174)
		BoW-LM-DTA	0.884 (0.009)	0.761 (0.008)	0.662 (0.074)	-0.096 (0.227)	0.784 (0.016)	0.395 (0.078)	0.548 (0.033)	-0.244 (0.137)
KIBA	DeepDTA	None	0.873 (0.005)	0.756 (0.021)	0.753 (0.018)	0.337 (0.081)	0.719 (0.029)	0.330 (0.109)	0.654 (0.019)	0.087 (0.099)
		BoW-DTA	0.888 (0.005)	0.775 (0.019)	0.761 (0.004)	0.349 (0.046)	0.713 (0.036)	0.308 (0.115)	0.639 (0.028)	0.045 (0.147)
		ID-DTA	0.887 (0.006)	0.775 (0.018)	0.761 (0.020)	0.350 (0.101)	0.725 (0.038)	0.333 (0.124)	0.660 (0.034)	0.084 (0.195)
	BPE-DTA	None	0.881 (0.005)	0.760 (0.016)	0.735 (0.025)	0.274 (0.105)	0.680 (0.020)	0.185 (0.077)	0.605 (0.033)	-0.006 (0.117)
		BoW-DTA	0.891 (0.003)	0.774 (0.016)	0.736 (0.018)	0.231 (0.093)	0.679 (0.030)	0.174 (0.103)	0.604 (0.017)	-0.046 (0.082)
		ID-DTA	0.893 (0.003)	0.776 (0.012)	0.736 (0.021)	0.229 (0.099)	0.684 (0.023)	0.179 (0.060)	0.590 (0.014)	-0.037 (0.079)
	LM-DTA	None	0.858 (0.005)	0.756 (0.012)	0.749 (0.012)	0.409 (0.067)	0.713 (0.049)	0.366 (0.137)	0.650 (0.041)	0.107 (0.122)
		BoW-DTA	0.865 (0.005)	0.769 (0.013)	0.756 (0.013)	0.435 (0.064)	0.717 (0.051)	0.382 (0.139)	0.653 (0.028)	0.159 (0.121)
		ID-DTA	0.864 (0.006)	0.767 (0.014)	0.759 (0.011)	0.436 (0.056)	0.718 (0.053)	0.385 (0.143)	0.652 (0.036)	0.151 (0.126)
		BoW-LM-DTA	0.864 (0.005)	0.768 (0.012)	0.758 (0.010)	0.441 (0.055)	0.719 (0.054)	0.382 (0.145)	0.646 (0.032)	0.139 (0.115)

of labels and equals to 1 when labels and predictions are the same. We use its `scikit-learn` [Pedregosa et al., 2011] implementation.

3 Results

3.1 DebaisedDTA Boosts Drug-Target Affinity Prediction Models

We debias three DTA prediction models, namely DeepDTA, BPE-DTA, and LM-DTA with two debiasing approaches, BoW-DTA and ID-DTA, on BDB and KIBA datasets in DebaisedDTA training framework and report CI and R^2 on the test sets in Table 1.

The Overall Gain of Debiasing We first examine the performance boost due to DebaisedDTA and compare the best DebaisedDTA score on each setup with no debiasing score. Table 2 reports the percent increase in CI and absolute increase in R^2 thanks to debiasing.

Table 2 demonstrates that in 17 of 24 ($\sim 71\%$) evaluation setups, at least one model trained in DebaisedDTA outperforms the non-debiased counterpart, highlighting the strength of the proposed training framework to boost DTA prediction performance. To show that the performance increase due to DebaisedDTA is statistically significant, we conduct a one-sided one-sample t-tests with the null hypotheses that mean CI and R^2 gains are 0. The statistical tests

Table 2: The gain of debiasing. The percentile improvement in CI and increase in R^2 are displayed for each model on every test set. The statistics are computed by comparing the best Debaised-DTA score with the non-debiased one. Negative statistics are reported if the non-debiased model outperforms every debiasing configuration.

		Warm		Cold Ligand		Cold Protein		Cold Both	
	Model	CI	R^2	CI	R^2	CI	R^2	CI	R^2
BDB	DeepDTA	1.239%	0.023	1.601%	0.004	2.372%	0.036	5.596%	0.062
	BPE-DTA	0.906%	0.007	5.327%	0.098	1.685%	-0.141	8.812%	0.108
	LM-DTA	0.913%	0.017	0.000%	0.022	0.513%	0.011	1.573%	0.044
KIBA	DeepDTA	1.718%	0.019	1.062%	0.013	0.834%	0.003	0.917%	-0.003
	BPE-DTA	1.362%	0.017	0.136%	-0.045	0.588%	-0.006	-1.157%	-0.031
	LM-DTA	0.816%	0.013	1.335%	0.032	0.842%	0.019	0.462%	0.052

result in the rejection of the null hypothesis with p-value < 0.01 , suggesting that DebaisedDTA boosts prediction performance in general, with 99% significance.

The improvement in performance due to debiasing is more evident in the cold test sets of BDB, because BDB is a more diverse dataset than KIBA. Since the BDB biomolecules are more diverse, the training biases are less applicable to the unknown test biomolecules and their elimination boosts the DTA prediction performance more than KIBA.

Table 2 also highlights that, training models in DebaisedDTA improves the performance on every warm test set, though it is mainly designed to boost DTA prediction on novel biomolecules. This shows that eliminating the training set biases helps models to better represent the known biomolecules, too.

Finally, Table 2 shows that debiasing improves the performance of all affinity prediction models in the study on at least one test setup. This emphasizes that DTA prediction models are susceptible to dataset biases irrespective of their input representation and the proposed training framework is powerful and abstract enough to eliminate biases in different biomolecule representation settings.

Effect of The Guides We investigate the effect of the guide selection in DebaisedDTA on the affinity prediction performance by comparing BoW-DTA models with ID-DTA. For BDB, models debaised with BoW-DTA yield higher scores in both metrics in 5 cases and ID-DTA based models outperform BoW-DTA 2 times in terms of CI and R^2 . 5 out of 12 times, no guide can outscore the other in both metrics.

On KIBA, ID-DTA achieves higher CI and R^2 than BoW-DTA in 7 cases whereas BoW-DTA outperforms ID-DTA 4 times in terms of both metrics. The higher performance of ID-DTA on KIBA compared to BDB (7 wins vs. 2 wins) suggests that biomolecule identities cause more bias in this dataset. We relate this with the fact that KIBA contains more interactions per biomolecule and thus the models can infer more information about the biomolecule identities from the training set. In total, both guides outperform the other 9 times, indicating that the performance of ID-DTA and BoW-DTA is comparable to each other and both chemical word based and identity based biases are prevalent in the datasets.

Last, we examine the effect of using the same biomolecule vocabularies in the guide and predictor by comparing BoW-DTA and BoW-LM-DTA. BoW-LM-DTA, which uses the same vocabulary as LM-DTA, outperforms BoW-DTA based models on only 2 of 8 setups in Table 1, whereas BoW-DTA outperforms BoW-LM-DTA on 4 setups. This shows that the guide and the predictor architectures do not have to be similar for a cohesive learning. Because, once the

Table 3: Binary evaluation of the models on cross-dataset. We use the previously learned weights for each model and predict affinity of the cold-both and cross-dataset interactions. We convert the predicted and reported affinity scores to binary labels and measure F1-scores. We report the mean and standard deviation (in parentheses) of 5 different weights for each model.

Training Dataset	Model	Cold Both	Cross Dataset
BDB	DeepDTA	0.122 (0.029)	0.146 (0.025)
	DebiasedDTA	0.126 (0.046)	0.152 (0.011)
	BPE-DTA	0.072 (0.059)	0.168 (0.040)
	DebiasedDTA	0.124 (0.099)	0.186 (0.042)
	LM-DTA	0.217 (0.107)	0.520 (0.031)
	DebiasedDTA	0.246 (0.103)	0.522 (0.021)
KIBA	DeepDTA	0.361 (0.141)	0.246 (0.021)
	DebiasedDTA	0.337 (0.137)	0.243 (0.037)
	BPE-DTA	0.291 (0.123)	0.190 (0.040)
	DebiasedDTA	0.225 (0.083)	0.217 (0.018)
	LM-DTA	0.384 (0.101)	0.286 (0.019)
	DebiasedDTA	0.391 (0.106)	0.289 (0.016)

guides quantify the dataset biases, the predictors acquire all the information they need for weight adaptation – they become indifferent to the underlying computation.

3.2 DebiasedDTA Facilitates Out-of-Dataset Generalization

Having observed the strong prediction performance of DebiasedDTA on almost every test sets of BDB and KIBA, we further challenge the proposed methodology by out-of-dataset interactions. For out-of-dataset evaluation, we use the models trained on BDB to predict the affinity of all protein-chemical pairs in KIBA, and vice versa. Prior to prediction, we remove the SMILES-aminoacid sequence pairs shared between the datasets to eliminate risk of information leak from test set to training set.

A remark for cross-evaluation is that BDB and KIBA report the affinity scores in terms of inconvertible metrics, and thus regression performance of the models on the cross-dataset cannot be evaluated. We convert both the model predictions and the affinity scores reported in the datasets to binary classes of strong- and weak-binding to overcome the inconsistency. $pK_d > 7$ in BDB and KIBA Score > 12.1 in KIBA are selected as the high-affinity threshold [Özçelik et al., 2021].

We utilize the previously trained models to predict cross-dataset interactions and use F1-score as the evaluation metric since labels are unevenly distributed (Figure 2). Table 3 reports the mean and standard deviation of the non-debiased and debiased models on cross-dataset and also presents in-dataset cold-both test set results as benchmark. For brevity, the best performing DebiasedDTA models are shown in Table 3 and the statistics for all DebiasedDTA models are presented in GitHub repository.

Table 3 demonstrates that DebiasedDTA achieves a higher mean cross-dataset F1-score than the non-debiased models, except for the DeepDTA model trained on KIBA. The difference is the most significant for BPE-DTA trained on BDB, where a student’s t-test also supports the superiority of DebiasedDTA with 0.99 significance. These suggest that DebiasedDTA can boost out-of-dataset generalization of the DTA prediction models.

Table 3 also displays the higher generalization capability of LM-DTA, as it achieves the

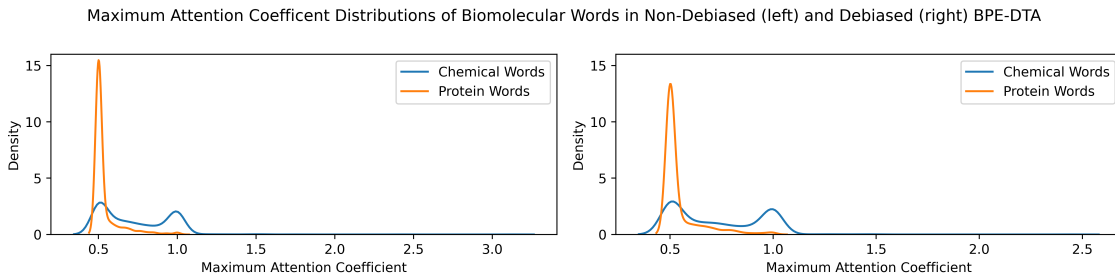


Figure 3: Distributions of Maximum Attention Coefficients. The contribution of biomolecular words to predictions are quantified using Grad-CAM and named attention coefficients. Maximum attention coefficients of protein and chemical words are calculated for each test set interaction and distributions of both statistics are visualized. The distributions show that in both debiased and non-debiased models chemical words contribute more to the predictions than protein words. Model debiasing, however, encourages BPE-DTA to learn more from the proteins, which is necessary to generate generalizable drug-target affinity prediction models.

highest performance on both datasets. We explain this with the pre-trained biomolecule embeddings in LM-DTA, which encompass information about millions of biomolecules through language modeling.

Another result in Table 3 is that, models trained on BDB perform better on KIBA than their in-dataset cold-both test sets. This is a consequence of BDB and KIBA sharing 201 proteins and BDB having a challenging cold-both test set due to its higher biomolecule diversity. This aligns with the finding in the previous sections that DebiasedDTA boosted BDB cold-both performance more than KIBA, again due to higher diversity.

Overall, we observe that DebiasedDTA can boost performance not only on in-dataset test sets but also on other datasets. We also show that pre-trained language models can help to predict the affinities of novel biomolecules and the interactions between biomolecules dissimilar to the training set challenge the models the most.

3.3 Demonstrating the Effect of Model Debiasing on Input Features

The experiments show that DebiasedDTA can improve DTA prediction models with different biomolecule representations on similar and distant test sets. In this section, we focus on the underlying mechanisms to demonstrate the effect of model debiasing on input features. The debiasing setup of BoW-DTA and BPE-DTA is selected, since both models use biomolecule words and this can help to demonstrate the debiasing on word level. These models are re-trained on an arbitrary setup of BDB dataset and their predictions on the warm test set are examined.

In the described setup, the models predict binding affinities using biomolecule words as input features. Therefore, the effect of model debiasing on each biomolecule word’s contribution to the predictions is studied. To quantify and study this effect, we use Gradient-weighted Class Activation Mapping (Grad-CAM) method, which was designed to measure the importance of each feature in object classification models [Selvaraju et al., 2019]. Grad-CAM uses the gradient flow in the model to output the “attention coefficient” of each feature for each prediction. The attention coefficient reflects the feature’s contribution to the prediction. We run Grad-CAM on

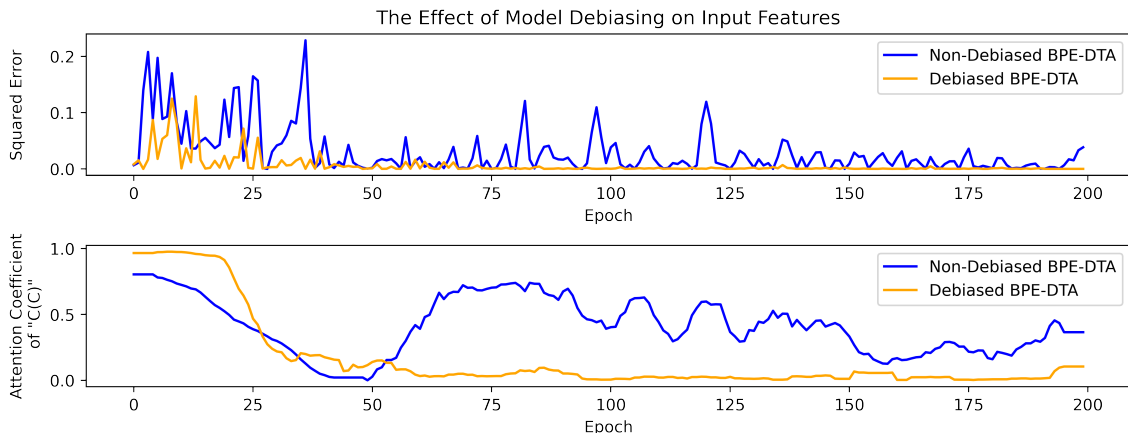


Figure 4: The Effect of Model Debiasing on Input Features. The attention coefficients of chemical words are plotted over the training epochs to observe the effect of model debiasing on input features. The coefficient of the most attended words decreases in the debaised models and an example pair (UniProtID: Q6ZN16; PubChemCID: 9869779) with one of its most attended words (“C(C)”) is demonstrated in the figure. The plots display that the importance of the chemical word “C(C)” reduces in the debaised models as model debiasing continues, whereas non-debiased model insists on attributing high importance to this pharmacologically unimportant word. Eventually, the error of the debaised model is lower.

debaised and non-debiased BPE-DTA models and acquire attention coefficients of biomolecular words for each prediction on the warm test set.

First, we compare the maximum attention coefficients of protein and chemical words for each test set interaction, since dataset biases are likely to be attended more by presenting prediction shortcuts. The comparison shows for non-debiased BPE-DTA that in 85% of test set interactions, the most attended feature is a chemical word. This statistic decreases to 78% for debaised BPE-DTA, indicating that debiasing pushes models to attribute more importance to protein words. Therefore, DebaisedDTA is a step to learn more from the proteins, which is a known barrier to produce DTA prediction models successful on novel biomolecules [Wallach and Heifets, 2018, Chen et al., 2019, Sieg et al., 2019, Scantlebury et al., 2020a]. We also visualize the maximum attention coefficient distribution of protein and chemical words in Figure 3 in order to illustrate the higher attendance to the chemical words than protein words in both models and the push of model debiasing towards learning more from the proteins.

As model training and debiasing continues, models weights and thus the attention coefficients are updated. In order to observe the effect of model debiasing on attention coefficients, we study the protein-chemical pairs that utilized debiasing the most, with the intuition that the effect of debiasing should be more apparent in these instances. We visualize the attention coefficient of chemical words (since they are attended more) over training epochs and observe that attention coefficients of the most attended words tend to decrease with debiasing. The change in squared error and attention coefficients for a protein-chemical pair (UniProtID: Q6ZN16-PubChemCID: 9869779) is demonstrated in Figure 4. Figure 4 displays that the non-debiased model pays attention to a pharmacologically unimportant word (“C(C)”) during training, whereas the debaised model learns to reduce its importance and eventually achieves

```

from pydta.models import IDDTA, DebiasedDTA

class CustomDTAModel:
    # The constructor can have other arguments and/or the class have
    other attributes.
    def __init__(self, n_epochs):
        self.n_epochs = n_epochs

    # The last argument will be filled by DebiasedDTA.
    def train(self, train_chemicals, train_proteins, train_labels,
              sample_weights_by_epoch):
        pass

train_chemicals, train_proteins, train_labels = [...], [...], [...]
debiaseddta = DebiasedDTA(IDDTA, CustomDTAModel, predictor_params={'
    n_epochs': 100})
debiaseddta.train(train_chemicals, train_proteins, train_labels)

```

Code 1: Debiasing a custom model in pydta. The code block defines a template for a DTA model in pydta, which has an `n_epochs` attribute and a `train` method with four parameters, `train_chemicals`, `train_proteins`, `train_labels`, and `sample_weights_by_epoch`. The custom model is trained within DebiasedDTA framework using ID-DTA as the guide. DebiasedDTA introduces no restriction on the content of `train_chemicals` and `train_proteins` – they can contain sequences, vectors, or any other input representation used by the custom prediction model. More examples are available in our repository.

a lower error on the target pair. In this sense, the guide teaches the predictor to regularize certain biomolecular words as the training continues.

Figure 4 also shows that the debiased model starts outputting stable predictions earlier in the training than the non-debiased model. We welcome this as a positive side-effect of debiasing, since it can allow to stop training in earlier steps and save compute time.

4 Debiasing a Custom DTA Prediction Model

DebiasedDTA boosts every predictor designed in this study with its low-cost guides and widely-adoptable weight adaptation strategy. Its effectiveness, low training overhead, and compatibility with most DTA prediction models promise that it can be a standard approach to train DTA prediction models. We present a pip-installable python package, pydta, that can be used to train DTA models within the DebiasedDTA framework with only a couple of lines of code.

pydta adopts object oriented programming to offer a simple and intuitive interface to use DebiasedDTA. DebiasedDTA is a class in pydta and requires a guide definition, a predictor definition, and a dictionary of predictor construction parameters for initialization. BoW-DTA and ID-DTA are already available as guide models in pydta and custom DTA prediction models can easily use these guides to improve their performance.

To use DebiasedDTA, pydta enforces the custom prediction model to be implemented as a class which has an `n_epochs` attribute and a `train` method with arguments `training_chemicals`, `training_proteins`, `training_labels`, and `sample_weights_by_epoch`. DebiasedDTA imposes no restriction on the inner-workings of the `train` function and the content of the arguments. Code 1 displays the template to debias a custom DTA prediction model with ID-DTA and more examples are available in the pydta repository.

5 Conclusion

Dataset bias is a major hurdle on the path to develop robust and generalizable ML models and one approach is to obtain a sampling from all knowledge space. However, protein-chemical interaction space is not sampled evenly, either because some protein targets are privileged due to their association with certain disease states, or because some chemicals or chemical moieties are privileged due to their relatively easier synthesis, or because the study of some interactions is experimentally infeasible. As some proteins or chemicals are over-represented, machine learning models tend to overfit and memorize these patterns and perform well when the training and test sets are similar to each other. However, it is difficult to learn generalizable patterns about protein-chemical interactions and machine learning methodologies fail when they are tasked with predictions about unseen biomolecules. In this work, we propose DebiasedDTA, a novel training framework that boosts the performance of DTA prediction methods both on known and unknown biomolecules. The performance improvement is observed for similar and distant test sets and underlines the value of DebiasedDTA.

DebiasedDTA owes the performance boost to the guides that are designed to identify specific types of bias sources. Here, we experiment with biomolecule word and identity driven biases and find that elimination of either of the two can improve prediction performance. We also find that DebiasedDTA does not require a similarity in biomolecule representations of guides and predictors and can improve predictors of diverse architectures. We publish DebiasedDTA as a python package to promote its use to debias assorted predictors.

The predictors weight training samples for debiasing, which tunes the contribution of input features to the predictions. We show that elimination of biomolecule word biases pushes

the models to learn more from the proteins and can reduce the effect of pharmacologically unimportant substructures to the predictions.

Here, we present DebiasedDTA as a pioneering work toward overcoming dataset bias from the model’s perspective and creating more generalizable DTA prediction models. Prioritization of informative training samples, proposed in DebiasedDTA can also find applications in debiasing natural language processing and computer vision models, where out-of-distribution generalization is also an essential problem.

Funding

This work was supported by The Scientific and Technological Research Council of Turkey [Grant number 119E133; 2211-A to R.O.; 2247-C to B.A.]; and Turkish Science Academy [TUBA-GEBIP award to A.O.].

References

- R. Apweiler, A. Bairoch, C. H. Wu, W. C. Barker, B. Boeckmann, S. Ferro, E. Gasteiger, H. Huang, R. Lopez, M. Magrane, et al. Uniprot: the universal protein knowledgebase. *Nucleic acids research*, 32(suppl_1):D115–D119, 2004.
- E. Asgari, A. C. McHardy, and M. R. Mofrad. Probabilistic variable-length segmentation of protein sequences for discriminative motif discovery (dimotif) and sequence embedding (protvecx). *Scientific reports*, 9(1):1–16, 2019.
- S. Bietz, K. T. Schomburg, M. Hilbig, and M. Rarey. Discriminative chemical patterns: automatic and interactive design. *Journal of chemical information and modeling*, 55(8):1535–1546, 2015.
- A. Bissoto, E. Valle, and S. Avila. Debiasing skin lesion datasets and models? not so fast. In *Proceedings of the IEEE/CVF Conference on Computer Vision and Pattern Recognition Workshops*, pages 740–741, 2020.
- F. Boyles, C. M. Deane, and G. M. Morris. Learning from the ligand: using ligand-based features to improve binding affinity prediction. *Bioinformatics*, 36(3):758–764, 2020.
- L. Chaput, J. Martinez-Sanz, N. Saettel, and L. Mouawad. Benchmark of four popular virtual screening programs: construction of the active/decoy dataset remains a major determinant of measured performance. *Journal of cheminformatics*, 8(1):1–17, 2016.
- L. Chen, A. Cruz, S. Ramsey, C. J. Dickson, J. S. Duca, V. Hornak, D. R. Koes, and T. Kurtzman. Hidden bias in the dud-e dataset leads to misleading performance of deep learning in structure-based virtual screening. *PloS one*, 14(8):e0220113, 2019.
- S. Chithrananda, G. Grand, and B. Ramsundar. Chemberta: Large-scale self-supervised pre-training for molecular property prediction. *arXiv preprint arXiv:2010.09885*, 2020.
- C. Clark, M. Yatskar, and L. Zettlemoyer. Learning to model and ignore dataset bias with mixed capacity ensembles. In *Proceedings of the 2020 Conference on Empirical Methods in Natural Language Processing: Findings*, pages 3031–3045, 2020.

- M. Davies, M. Nowotka, G. Papadatos, N. Dedman, A. Gaulton, F. Atkinson, L. Bellis, and J. P. Overington. ChEMBL web services: streamlining access to drug discovery data and utilities. *Nucleic acids research*, 43(W1):W612–W620, 2015.
- J. Devlin, M.-W. Chang, K. Lee, and K. Toutanova. Bert: Pre-training of deep bidirectional transformers for language understanding. In *Proceedings of the 2019 Conference of the North American Chapter of the Association for Computational Linguistics: Human Language Technologies, Volume 1 (Long and Short Papers)*, pages 4171–4186, 2019.
- A. Elnaggar, M. Heinzinger, C. Dallago, G. Rehawi, Y. Wang, L. Jones, T. Gibbs, T. Feher, C. Angerer, M. Steinegger, et al. Prottrans: Towards cracking the language of life’s code through self-supervised deep learning and high performance computing. *bioRxiv*, 2020.
- P. Gage. A new algorithm for data compression. *The C Users Journal*, 12(2):23–38, 1994.
- A. Gaulton, A. Hersey, M. Nowotka, A. P. Bento, J. Chambers, D. Mendez, P. Mutowo, F. Atkinson, L. J. Bellis, E. Cibrián-Uhalte, M. Davies, N. Dedman, A. Karlsson, M. P. Magariños, J. P. Overington, G. Papadatos, I. Smit, and A. R. Leach. The ChEMBL database in 2017. *Nucleic Acids Research*, 45(D1):D945–D954, 11 2016. ISSN 0305-1048.
- M. Gönen and G. Heller. Concordance probability and discriminatory power in proportional hazards regression. *Biometrika*, 92(4):965–970, 2005.
- S. Gururangan, S. Swayamdipta, O. Levy, R. Schwartz, S. Bowman, and N. A. Smith. Annotation artifacts in natural language inference data. In *Proceedings of the 2018 Conference of the North American Chapter of the Association for Computational Linguistics: Human Language Technologies, Volume 2 (Short Papers)*, pages 107–112, 2018.
- B. Heinzerling and M. Strube. Bpemb: Tokenization-free pre-trained subword embeddings in 275 languages. In *Proceedings of the Eleventh International Conference on Language Resources and Evaluation (LREC 2018)*, 2018.
- K. Huang, C. Xiao, L. M. Glass, and J. Sun. MolTrans: Molecular Interaction Transformer for drug–target interaction prediction. *Bioinformatics*, 37(6):830–836, 10 2020. ISSN 1367-4803.
- K. Kawano, S. Koide, and C. Imamura. Seq2seq fingerprint with byte-pair encoding for predicting changes in protein stability upon single point mutation. *IEEE/ACM transactions on computational biology and bioinformatics*, 17(5):1762–1772, 2019.
- X. Li and D. Fourches. Smiles pair encoding: A data-driven substructure tokenization algorithm for deep learning. *Journal of Chemical Information and Modeling*, 61(4):1560–1569, 2021.
- T. Liu, Y. Lin, X. Wen, R. N. Jorissen, and M. K. Gilson. Bindingdb: a web-accessible database of experimentally determined protein–ligand binding affinities. *Nucleic acids research*, 35 (suppl 1):D198–D201, 2007.
- P. Majumdar, R. Singh, and M. Vatsa. Attention aware debiasing for unbiased model prediction. In *Proceedings of the IEEE/CVF International Conference on Computer Vision*, pages 4133–4141, 2021.
- T. Q. Nguyen and D. Chiang. Transfer learning across low-resource, related languages for neural machine translation. In *Proceedings of the Eighth International Joint Conference on Natural Language Processing (Volume 2: Short Papers)*, pages 296–301, 2017.

- R. Özçelik, H. Öztürk, A. Özgür, and E. Ozkirimli. Chemboost: A chemical language based approach for protein – ligand binding affinity prediction. *Molecular Informatics*, 40(5): 2000212, 2021.
- H. Öztürk, A. Özgür, and E. Ozkirimli. Deepdta: deep drug–target binding affinity prediction. *Bioinformatics*, 34(17):i821–i829, 2018.
- F. Pedregosa, G. Varoquaux, A. Gramfort, V. Michel, B. Thirion, O. Grisel, M. Blondel, P. Prettenhofer, R. Weiss, V. Dubourg, J. Vanderplas, A. Passos, D. Cournapeau, M. Brucher, M. Perrot, and E. Duchesnay. Scikit-learn: Machine learning in Python. *Journal of Machine Learning Research*, 12:2825–2830, 2011.
- M. Peters, M. Neumann, M. Iyyer, M. Gardner, C. Clark, K. Lee, and L. Zettlemoyer. Deep contextualized word representations. In *Proceedings of the 2018 Conference of the North American Chapter of the Association for Computational Linguistics: Human Language Technologies, Volume 1 (Long Papers)*, pages 2227–2237, 2018.
- A. Poliak, J. Naradowsky, A. Haldar, R. Rudinger, and B. Van Durme. Hypothesis only baselines in natural language inference. In *Proceedings of the Seventh Joint Conference on Lexical and Computational Semantics*, pages 180–191, New Orleans, Louisiana, June 2018. Association for Computational Linguistics.
- S. Poux, C. N. Arighi, M. Magrane, A. Bateman, C.-H. Wei, Z. Lu, E. Boutet, H. Bye-A-Jee, M. L. Famiglietti, B. Roechert, and T. UniProt Consortium. On expert curation and scalability: UniProtKB/Swiss-Prot as a case study. *Bioinformatics*, 33(21):3454–3460, 07 2017. ISSN 1367-4803.
- V. Sanh, T. Wolf, Y. Belinkov, and A. M. Rush. Learning from others’ mistakes: Avoiding dataset biases without modeling them. *arXiv preprint arXiv:2012.01300*, 2020.
- J. Scantlebury, N. Brown, F. Von Delft, and C. M. Deane. Data set augmentation allows deep learning-based virtual screening to better generalize to unseen target classes and highlight important binding interactions. *Journal of Chemical Information and Modeling*, 60(8):3722–3730, 2020a.
- J. Scantlebury, N. Brown, F. Von Delft, and C. M. Deane. Data set augmentation allows deep learning-based virtual screening to better generalize to unseen target classes and highlight important binding interactions. *Journal of Chemical Information and Modeling*, 60(8):3722–3730, 2020b.
- R. R. Selvaraju, M. Cogswell, A. Das, R. Vedantam, D. Parikh, and D. Batra. Grad-cam: Visual explanations from deep networks via gradient-based localization. *International Journal of Computer Vision*, 128(2):336–359, Oct 2019. ISSN 1573-1405.
- R. Sennrich, B. Haddow, and A. Birch. Neural machine translation of rare words with subword units. *arXiv preprint arXiv:1508.07909*, 2015.
- J. Sieg, F. Flachsenberg, and M. Rarey. In need of bias control: evaluating chemical data for machine learning in structure-based virtual screening. *Journal of chemical information and modeling*, 59(3):947–961, 2019.
- V. Sundar and L. Colwell. The effect of debiasing protein–ligand binding data on generalization. *Journal of Chemical Information and Modeling*, 60(1):56–62, 2019.

- J. Tang, A. Szwajda, S. Shakyawar, T. Xu, P. Hintsanen, K. Wennerberg, and T. Aittokallio. Making sense of large-scale kinase inhibitor bioactivity data sets: a comparative and integrative analysis. *Journal of Chemical Information and Modeling*, 54(3):735–743, 2014.
- V.-K. Tran-Nguyen, C. Jacquemard, and D. Rognan. Lit-pcba: An unbiased data set for machine learning and virtual screening. *Journal of Chemical Information and Modeling*, 2020.
- P. A. Utama, N. S. Moosavi, and I. Gurevych. Towards debiasing nlu models from unknown biases. In *Proceedings of the 2020 Conference on Empirical Methods in Natural Language Processing (EMNLP)*, pages 7597–7610, 2020.
- J. Vig, A. Madani, L. R. Varshney, C. Xiong, R. Socher, and N. F. Rajani. Bertology meets biology: Interpreting attention in protein language models. *arXiv preprint arXiv:2006.15222*, 2020.
- I. Wallach and A. Heifets. Most ligand-based classification benchmarks reward memorization rather than generalization. *Journal of chemical information and modeling*, 58(5):916–932, 2018.
- S. Wang, Y. Guo, Y. Wang, H. Sun, and J. Huang. Smiles-bert: large scale unsupervised pre-training for molecular property prediction. In *Proceedings of the 10th ACM international conference on bioinformatics, computational biology and health informatics*, pages 429–436, 2019.
- J. Yang, C. Shen, and N. Huang. Predicting or pretending: artificial intelligence for protein-ligand interactions lack of sufficiently large and unbiased datasets. *Frontiers in Pharmacology*, 11:69, 2020.