

# Inductive Representation Based Graph Convolution Network for Collaborative Filtering

YUNFAN WU, Data Intelligence System Research Center, Institute of Computing Technology, Chinese Academy of Sciences, China and University of Chinese Academy of Sciences, China

QI CAO, Data Intelligence System Research Center, Institute of Computing Technology, Chinese Academy of Sciences, China

HUAWEI SHEN\*, Data Intelligence System Research Center, Institute of Computing Technology, Chinese Academy of Sciences, China and University of Chinese Academy of Sciences, China

SHUCHANG TAO, Data Intelligence System Research Center, Institute of Computing Technology, Chinese Academy of Sciences, China and University of Chinese Academy of Sciences, China

XUEQI CHENG, CAS Key Lab of Network Data Science and Technology, Institute of Computing Technology, Chinese Academy of Sciences, China and University of Chinese Academy of Sciences, China

In recent years, graph neural networks (GNNs) have shown powerful ability in collaborative filtering, which is a widely adopted recommendation scenario. While without any side information, existing graph neural network based methods generally learn a one-hot embedding for each user or item as the initial input representation of GNNs. However, such one-hot embedding is intrinsically transductive, making these methods with no inductive ability, i.e., failing to deal with new users or new items that are unseen during training. Besides, the number of model parameters depends on the number of users and items, which is expensive and not scalable. In this paper, we give a formal definition of inductive recommendation and solve the above problems by proposing *Inductive representation based Graph Convolutional Network* (IGCN) for collaborative filtering. Specifically, we design an inductive representation layer, which utilizes the interaction behavior with core users or items as the initial representation, improving the general recommendation performance while bringing inductive ability. Note that, the number of parameters of IGCN only depends on the number of core users or items, which is adjustable and scalable. Extensive experiments on three public benchmarks demonstrate the state-of-the-art performance of IGCN in both transductive and inductive recommendation scenarios, while with remarkably fewer model parameters. Our implementations are available here in PyTorch<sup>1</sup>.

CCS Concepts: • **Information systems** → **Recommender systems**.

Additional Key Words and Phrases: Recommender System, Collaborative Filtering, Graph Neural Network, Inductive Learning

## ACM Reference Format:

Yunfan Wu, Qi Cao, Huawei Shen, Shuchang Tao, and Xueqi Cheng. 2021. Inductive Representation Based Graph Convolution Network for Collaborative Filtering. In *RecSys '21: ACM Conference on Recommender Systems, September 27–October 1, 2021, Amsterdam, Netherlands*. ACM, New York, NY, USA, 16 pages.

\*Corresponding Author

<sup>1</sup>[https://anonymous.4open.science/r/igcn\\_cf/](https://anonymous.4open.science/r/igcn_cf/)

Permission to make digital or hard copies of all or part of this work for personal or classroom use is granted without fee provided that copies are not made or distributed for profit or commercial advantage and that copies bear this notice and the full citation on the first page. Copyrights for components of this work owned by others than ACM must be honored. Abstracting with credit is permitted. To copy otherwise, or republish, to post on servers or to redistribute to lists, requires prior specific permission and/or a fee. Request permissions from [permissions@acm.org](mailto:permissions@acm.org).

© 2021 Association for Computing Machinery.

Manuscript submitted to ACM

## 1 INTRODUCTION

Recommender systems are prevalently deployed in real-world applications to provide personalized recommendation service, helping people out of the dilemma of information overload [3, 34]. Among various recommendation tasks, collaborative filtering (CF) is one of the most widely adopted and common scenarios in practice, which has attracted extensive research attention for more than two decades. Specifically, collaborative filtering generally models a user's preference according to his/her and other users' historical interactions with items, without other side information.

Traditional methods for collaborative filtering recommendation mainly fall into three paradigms: user-based methods, item-based methods, and shallow model-based methods. Specifically, user-based methods calculate similarities between users and then recommend items that similar users have interacted [24], while item-based methods calculate similarities between items and then recommend items similar to users' historical interacted items [4, 9, 14, 15, 28]. For the shallow model-based method, they generally model and learn latent representations of users and items by historical interaction data, and then predict the preference score based on the learned latent vectors [12, 13, 23]. SVD++ [19] is a typical latent factor based model, achieving the best performance among single models in the Netflix challenge.

With the development of deep learning in various field, many works start to devote to incorporating deep learning techniques into recommender systems to better model users' behaviors [2, 9–11, 16, 22, 25, 29, 30]. Recently, graph neural network based methods have shown state-of-the-art performances in collaborative filtering [8, 31, 33, 34, 38], due to their ability to capture high-order relationships in the interaction graph between users and items. Since there is no side information, existing graph neural network based methods generally learn a one-hot embedding for each user or item as the initial input representation of GNNs. However, such one-hot embeddings are intrinsically transductive, making these methods with no inductive ability, i.e., failing to deal with the real-world online recommendation scenario without retraining, where there are always new users or new items which are unseen during training. In addition, the number of model parameters depends on the number of users and items, which is expensive and not scalable.

In this paper, we formally define an inductive recommender and address the aforementioned problems by proposing a complete framework named *Inductive representation based Graph Convolution Network* (IGCN) for collaborative filtering. Specifically, IGCN consists of an inductive representation layer, which acquires a user's initial representation by the interaction behavior with a set of core items (vice versa), instead of learning embeddings for all users and items. After obtaining the initial representations of users and items, their representations are propagated on the user-item interaction graph with graph convolution layers to learn the final representations. Note that, the proposed inductive representation layer plays the role of a parametric function mapping the interaction features to an initial user or item representation, bringing the inductive ability of recommendation. In addition, the number of parameters of IGCN only depends on the number of core users and core items, which is scalable and adjustable according to different needs.

It is worth noting that the inductive recommendation scenario is very common in practice. For example, a new registered Youtube user may quickly watch some videos [35]. As a result, it's important for recommender systems to have the inductive ability, i.e., to recommend items for new users or to recommend new items for all users without retraining, further illustrating the great value of the proposed method.

Extensive experiments are conducted on three public benchmark datasets, i.e., MovieLens-1M, Gowalla, Yelp2018 with a comparison of several strong baselines. Experimental results demonstrate that our proposed IGCN not only achieves the state-of-the-art performance in the traditional transductive recommendation scenario, but also performs best in inductive recommendation scenarios with new interactions or new users and new items, with much fewer model parameters.

To summarize, this work makes the following three main contributions:

- We formally define an inductive recommender and design a simple but effective inductive representation layer for collaborative filtering, which bring inductive ability while greatly reduce model parameters.
- We propose IGCN, a new GNN based recommendation framework, which incorporates both the inductive representation layer and graph convolution layers to model user preference and item popularity.
- Extensive experiments are conducted on three real-world datasets, demonstrating the effectiveness of our IGCN model in both transductive and inductive recommendation scenarios.

## 2 RELATED WORK

This section briefly reviews the general recommender system with representative methods, as well as the recent graph neural network based recommendation. In addition, we also introduce few works discussing inductive recommendation.

### 2.1 General Recommender System

Recommender systems play an important role in many applications on the Internet. There are different kinds of recommendation tasks, Zhao et al. [37] summarizes them by five categories, i.g., collaborative filtering, context-aware, knowledge-based, sequential, and social recommendation. In this work, we focus on collaborative filtering recommendation task with only historical interaction information. Collaborative filtering is a classic problem that has been researched for more than two decades [5]. While early literature on collaborative filtering has mainly focused on explicit feedback, recent works care more about top-k recommendation based on implicit data without explicit ratings, which is easier to collect practically and is also the focus of this paper. Specifically, *ItemKNN* [28] and *Matrix Factorization* (MF) [20] are traditional representative neighborhood based and latent factor based methods respectively for collaborative filtering. With the development of deep learning, many deep learning techniques have been introduced to recommender systems, such as Autoencoder [22, 29], MLP [2, 10], RNN [11, 30], CNN [16, 25], and Attention [9], which have obtained competitive performances. Recently, graph neural networks have also been employed in collaborative filtering and yield state-of-the-art performances, which will be detailed introduced in the next subsection.

### 2.2 Graph Neural Network Based Recommendation

Graph neural network is a new class of neural network designed for learning on graph-structured data [1, 6, 18, 32]. Due to the intrinsic bipartite graph structure of interaction information, many recent works leverage GNN to model the proximity between users and items [8, 31, 33, 34, 38]. van den Berg et al. [31] propose GC-MC where they apply one-layer GNN as the graph encoder for link prediction in the interaction graph associated with a certain rating type. PinSage [34] samples neighbors by random walk for large scale recommendation and uses the visual and textual embedding as input features of GNN. NGCF [33] calculates the similarities via the Hadamard product and constitutes final representations by the concatenation of all layers. Further, LightGCN [8] simplifies NGCF for better training and obtains state-of-the-art performance. It is remarkable that most GNN based recommender models utilize one-hot identification to learn user and item embeddings for recommendation scenario with no side information, which is intrinsically transductive.

### 2.3 Inductive Recommendation

Few works have discussed recommendation in the inductive scenario. However, in real-world applications, users continuously interact with items, and there are always new registered users. Practical recommender systems need to be periodically retrained to refresh the model with new interaction data or new users and new items [36]. Thus, it is a valuable property for a model to consider additional new interaction or new users and new items without retraining which is memory saved and time efficient. Specifically, recommender models using one-hot identification representation, e.g., MF [20], NeuMF [10] and LightGCN [8], are naturally not inductive in new users/items scenario. Item-based CF methods like ItemKNN [28], Mult-VAE [22] and FISM [14] make recommendations based on the relations between a fixed item set, so they could only recommend old items for new users.

Hartford et al. [7] study the matrix completion in an inductive scenario, and their model could be applied to recommender systems. They propose an exchangeable matrix layer to learn a permutation-equivariant transformation on the global matrix. By this approach, their proposed Factorized EAE model is able to do matrix completion on a new matrix. IGMC [35] considers the rating prediction as graph-level regression task. It defines some heuristic node features and regresses the rating of an edge by learning the local graph patterns. However, these two methods originally work on the explicit feedback data with real-valued ratings. So we do not include them as baseline methods in this paper. To summarize, there still lacks an effective method for inductive recommendation scenarios with implicit interaction data.

## 3 PRELIMINARIES

This section introduces the studied collaborative filtering recommendation task. In addition, while briefly reviewing the commonly studied transductive recommendation scenario, we also give a formal definition of inductive recommendation, which is one of the focuses of this paper.

### 3.1 Problem Settings

Suppose there are  $m$  users  $U = \{u_1, u_2, \dots, u_m\}$  and  $n$  items  $I = \{i_1, i_2, \dots, i_n\}$ . Let  $Y \in \{0, 1\}^{m \times n}$  denotes the interaction matrix between users and items, where

$$y_{ij} = \begin{cases} 1, & \text{if interaction } (u_i, i_j) \text{ is observed} \\ 0, & \text{otherwise.} \end{cases} \quad (1)$$

Note that, we adopt the implicit feedback as interactions in this paper, where no explicit ratings are observed.  $y_{ij} = 1$  indicates that there is an interaction between user  $u_i$  and item  $i_j$ , while  $y_{ij} = 0$  indicates that the interaction between user  $u_i$  and item  $i_j$  is unobserved, which does not necessarily mean that  $u_i$  dislike  $i_j$ . Such unobserved interaction may be missing data, or simply because these users have not seen these items before.

The collaborative filtering recommendation task studied in this paper aims to predict the scores of unobserved interaction in  $Y$ , which are then used to rank items for each user to recommend.

### 3.2 Transductive and Inductive Recommendation

Existing researches generally evaluate the performance of recommender systems by its transductive ability. Specifically, they select a part of historical interactions of each user to serve as the training data to train the recommender system, and treat the remaining interactions as the test data, seen as Figure 1(a). All users and items are assumed to have been seen during training. However, in a real-world online recommendation scenario, there are always new registered users and

new created items, as well as new interaction, which emerge continuously and may have not been seen during training. For example, a newly registered Youtube user may quickly watch some videos as historical interaction. As a result, it is important to evaluate the recommender system from an inductive view, i.e., the ability to make recommendations for users or items that have not been seen during training.

In this work, we propose two specific scenario settings of inductive recommendation, which could better evaluate the dynamic modeling capability of recommender systems. The first is *inductive recommendation with new interaction*, where we assume there are some new interactions between existing users and items after training, see Figure 1(b). In this scenario, it is important for the recommender system to flexibly integrate the new interactions without retraining. The second scenario is *inductive recommendation with new users/items*, where there are some new users or new items that are unseen during training. This scenario is different from the cold start problem. It is worth noting that the new users or new items should have at least some historical interactions (Figure 1(c)). This scenario is prevalent in practice. The inductive ability of this scenario requires the recommender system to recommend items for new users and recommend new items for all users without retraining, which is of great value.

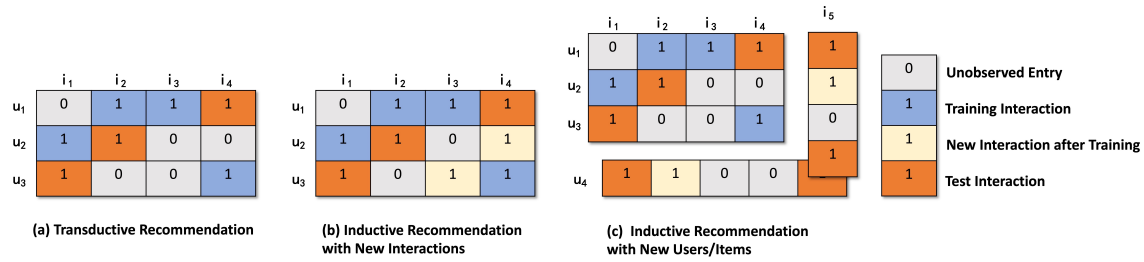


Fig. 1. Transductive and inductive recommendation.

## 4 METHODOLOGY

In this section, we introduce the proposed *Inductive representation based Graph Convolution Network* (IGCN) for collaborative filtering. Specifically, we design an inductive representation layer to improve the general recommendation performance while bring inductive ability. Then, propagation layers are employed to capture the high-order proximity between users and items in the interaction graph and obtain the final representation of each user and item. The overall architecture of the proposed IGCN model is illustrated in Figure 2. Next, we give a detailed introduction to each part of the model and clarify the dropout technique employed for better training.

### 4.1 Inductive Representation Layer

The first part of IGCN, which is also the most important part to bring inductive ability, is the inductive representation layer. While without any side information, existing graph neural network based methods general learn a one-hot embedding for each user or item as the initial input representation of GNNs, which is intrinsically transductive, making these methods fail to deal with inductive scenarios. Meanwhile, the number of model parameters is dependent on the number of users and items, which is expensive and not scalable.

To solve these problems, we propose the inductive representation layer. Inspired by the fact that there may be a lot of noise and redundancy in interaction data, we select a set of core users  $U_{core}$  and a set of core items  $I_{core}$  and utilize

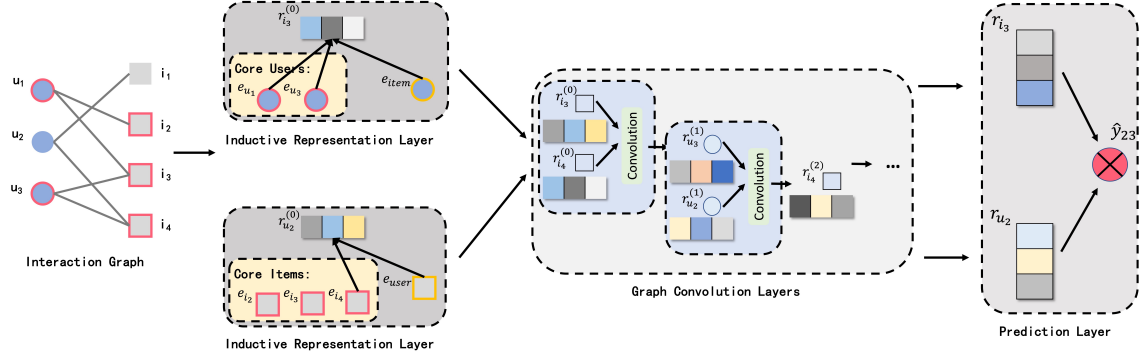


Fig. 2. Overall architecture of IGCN model, which consist of three key components, i.e., inductive representation layer, graph convolution layers, and prediction layer.

the interaction behavior only with core users or items as the initial representation. In other words, when obtaining the initial representation of user  $u_i$ , only the interactions between  $u_i$  and core items  $I_{core}$  are considered, and vice versa. Formally,

$$\begin{aligned} \mathbf{r}_u^{(0)} &= \frac{1}{|\mathcal{N}_u| + 1} \left( \sum_{i \in \mathcal{N}_u \cap I_{core}} \mathbf{e}_i + \mathbf{e}_{user} \right) + \mathbf{b} \quad , \\ \mathbf{r}_i^{(0)} &= \frac{1}{|\mathcal{N}_i| + 1} \left( \sum_{u \in \mathcal{N}_i \cap U_{core}} \mathbf{e}_u + \mathbf{e}_{item} \right) + \mathbf{b} \quad , \end{aligned} \quad (2)$$

where  $\mathbf{e}_u$  and  $\mathbf{e}_i$  are  $d$ -dimensional embeddings of core user  $u$  and core item  $i$  respectively.  $\mathcal{N}_u$  is the set of interacted items by user  $u$ .  $\mathbf{b}$ ,  $\mathbf{e}_{user}$  and  $\mathbf{e}_{item}$  are also  $d$ -dimensional vectors, while  $\mathbf{b}$  serves as the general bias term,  $\mathbf{e}_{user}$  and  $\mathbf{e}_{item}$  are employed to model the global characteristics of users and items respectively which may help to make recommendations for new users (items) with few known interactions. Note that, in this paper, for simplicity, we select the cores users (items) with the largest numbers of interactions. While there may exist advanced strategies to select core users and items which may further benefit to improve the model performance, we leave this as future work.

Figure 2 shows a simple example of the proposed inductive representation layer. While red circles denote core users and red squares denote core items, for user  $u_2$ , the initial representation is obtained by both the embeddings of interacted core items  $i_4$  and the global user embeddings  $\mathbf{e}_{user}$ . Note that, although user  $u_2$  also interact with item  $i_1$ , considering that item  $i_1$  only have few interactions and may be easily affected by noise, we neither learn the embeddings of item  $i_1$  nor use it to represent other users.

The proposed inductive representation layer has two major advantages: 1) Inductive ability. When facing with new users (items) after training, instead of retraining model to obtain the one-hot embedding of new users as existing methods done, the inductive representation layer can obtain the initial representation of the new users (items) by the embeddings of interacted core items (users) and the global user (item) representation, which is easily adopted in the inductive recommendation scenario. 2) Adjustable scalability. Since we only need to learn the one-hot embeddings for core users and core items, the number of model parameters is dependent on the number of core users and items, which is adjustable. Experimental results on MovieLens-1M datasets demonstrate that choosing only 10% of total users and items as the core users/items can achieve a good performance. More discussions about the inductive representation layer are provided in Section 5.

## 4.2 Graph Convolution Layers

The effectiveness of graph convolution layers in recommender systems has been empirically verified by many existing works [8, 31, 33, 34, 38]. It is believed that the representation propagation in graph convolution layers can exploit high-order collaborative signals in the interaction graph for better recommendations. Here we follow the structure of a state-of-the-art model, i.e., LightGCN [8], to build our graph convolution layers. Specifically, we adopt the simple linear weighted sum aggregator which is the same as LightGCN, i.e.,

$$\begin{aligned} \mathbf{r}_u^{(l+1)} &= \sum_{i \in \mathcal{N}_u} \frac{1}{\sqrt{|\mathcal{N}_u|} \sqrt{|\mathcal{N}_i|}} \mathbf{r}_i^{(l)} \quad , \\ \mathbf{r}_i^{(l+1)} &= \sum_{u \in \mathcal{N}_i} \frac{1}{\sqrt{|\mathcal{N}_i|} \sqrt{|\mathcal{N}_u|}} \mathbf{r}_u^{(l)} \quad , \end{aligned} \quad (3)$$

where  $\mathbf{r}_u^{(l)}$  is the representation of user  $u$  at the  $l$ -th layer,  $\mathcal{N}_u$  is the set of interacted items of user  $u$ .  $\frac{1}{\sqrt{|\mathcal{N}_u|} \sqrt{|\mathcal{N}_i|}}$  is the symmetric normalization term following the design of standard GCN [18]. Note that this aggregator discards the feature transformation and nonlinear activation which are commonly employed in traditional node or graph classification tasks, since He et al. [8] argue that these two operations are useless or even harmful for model training in a pure collaborative filtering scenario where no side-information is available.

The final representations of users and items are obtained by an average of their representations in all  $K$  graph convolution layers. This design could alleviate the problem of over-smoothing [21] and simultaneously capture the proximity of different orders in the interaction graph. Formally,

$$\mathbf{r}_u = \frac{1}{K+1} \sum_{l=0}^K \mathbf{r}_u^{(l)} \quad \mathbf{r}_i = \frac{1}{K+1} \sum_{l=0}^K \mathbf{r}_i^{(l)} \quad (4)$$

## 4.3 Prediction Layer

We follow the paradigm of traditional latent factor method for collaborative filtering assuming that each entry  $y_{ij} \in Y$  is determined by a user preference vector  $\mathbf{r}_{u_i}$  and an item popularity vector  $\mathbf{r}_{i_j}$ . For simplicity, the inner product is adopted to predict the score of missing entries  $y_{ij}$  in  $Y$ :

$$\hat{y}_{ij} = \mathbf{r}_{u_i}^T \mathbf{r}_{i_j} \quad (5)$$

To learn the model parameters which determine user representation  $\mathbf{r}_{u_i}$  and item representation  $\mathbf{r}_{i_j}$ , we employ the pairwise Bayesian Personalized Ranking (BPR) loss [26]. It encourages the model to predict a higher score for an observed entry than an unobserved entry. We believe that this pairwise comparison during training is consistent with the final task of ranking items. The loss function formulates as follows,

$$Loss_{BPR} = - \sum_{i=1}^m \sum_{j \in \mathcal{N}_{u_i}} \sum_{k \notin \mathcal{N}_{u_i}} \ln \sigma(\hat{y}_{ij} - \hat{y}_{ik}) + \lambda ||\Theta||_2^2 \quad , \quad (6)$$

where  $\lambda$  controls the  $L_2$  regularization strength and  $\Theta$  denotes all trainable model parameters.

Table 1. Statistics of the datasets.

Dataset	#Users	#Items	#Interactions	Interaction Density
MovieLens-1M	5,949	2,810	571,531	0.03419
Gowalla	29,858	40,981	1,027,370	0.00084
Yelp2018	31,668	38,048	1,561,406	0.00130

#### 4.4 Feature and Adjacency Matrix Dropout

We construct a feature matrix  $F \in \{0, 1\}^{(m+n) \times (m_{core} + n_{core} + 2)}$  and an adjacency matrix  $A \in \{0, 1\}^{(m+n) \times (m+n)}$  in our implementation of IGCN.  $F$  and  $\tilde{A} = D^{\frac{1}{2}} A D^{\frac{1}{2}}$  are then employed to compute the equation 2 and 3 by matrix multiplication.

Since we expect the learned model has the inductive ability, it is supposed to make recommendations from unseen feature matrix  $F$  and adjacency matrix  $A$  different from the training phase. For this reason, we apply the dropout technique during training as an approach for data augmentation which also prevents the model from over-fitting.

Specifically, we randomly drop some non-zero entries in sparse matrixes  $F$  and  $\tilde{A}$  with probability  $p$ . Then the remaining non-zero entries are rescaled by a coefficient  $1/(1 - p)$ . In this way, the IGCN model could see varying non-zero entries of  $F$  and  $\tilde{A}$  in different training steps. In our empirical studies, these two dropout operations improve model performances in both transductive and inductive settings.

#### 4.5 Model Complexity

The number of model parameters of most existing models lies in the number of users or items in the dataset, e.g.,  $O((m + n)d)$  for LightGCN and  $O(nd)$  for Mult-VAE. In this paper, the parameter number of our proposed IGCN model is highly adjustable, making it scalable to large datasets. The graph convolution layers do not introduce any new parameter. Thus,  $\Theta = \{e_{user}, e_{item}, \{e_u\}_{u \in U}, \{e_i\}_{i \in I}, b\}$  from the inductive representation layer denotes all trainable parameters in the IGCN model. The parameter complexity of IGCN is  $O((m_{core} + n_{core})d)$ . Crucially,  $m_{core}$ ,  $n_{core}$  and  $d$  are all controllable hyper-parameters independent of a specific dataset.

### 5 EXPERIMENTS

To evaluate the effectiveness of our proposed IGCN model, we conduct extensive experiments on three public real-world datasets. Specifically, we aim to answer the following three questions:

- **Q1:** How does IGCN perform as compared with state-of-the-art collaborative filtering models in the transductive scenario?
- **Q2:** How strong is the inductive ability of IGCN in inductive recommendation scenarios with new interactions or new users and new items?
- **Q3:** How do different hyper-parameters (e.g., the number of graph convolution layers and the number of selected core users and core items) and model components (e.g. dropout technique) affect the performances of IGCN?

Next, we introduce specific experimental settings and give a detailed experimental analysis to each question.

#### 5.1 Experimental Settings



**5.1.1 Dataset.** We conduct experiments on three benchmark dataset: **MovieLens-1M**<sup>2</sup>, **Gowalla**<sup>3</sup>, and **Yelp2018**<sup>3</sup>, where the items are movies, locations and local businesses respectively. For MovieLens-1M, we regard the ratings greater than 3 as observed interaction and filter out users or items with less than ten interactions, similar to the pre-process in [22]. For each user, we chronologically split its interactions into 70%, 10%, and 20% as train, validation and test sets. The latter two processed datasets, Gowalla and Yelp2018 are downloaded from the LightGCN repository<sup>3</sup> released by He et al. [8]. The characteristics of the three datasets are summarized in Table 1.

**5.1.2 Baseline Methods.** We compare our proposed IGCN model with both traditional collaborative filtering methods and the recent deep learning based methods:

- **ItemKNN** [28]: This is the standard item-based CF method. Jaccard coefficient is adopted to measure the similarities between an item and its 1000 nearest neighbors. Based on this similarity, the items similar to a user's historically interacted items are recommended.
- **MF** [20]: It is the most basic latent factor method for collaborative filtering, which shows competitive performances in many cases. For simplicity, we optimize MF by the gradient descent.
- **NeuMF** [10]: It explores nonlinear interactions between user and item latent factors via a fusion of Hadamard product and multilayer perceptron.
- **Mult-VAE** [22]: It employs the variational autoencoder architecture to encode and decode a user's interaction behaviors. Mult-VAE is optimized by the multinomial likelihood function proposed in the original paper.
- **NGCF** [33]: It is a graph neural network based recommender model containing feature transformation and nonlinear activation like the standard GCN model. Moreover, it learns the node similarity by Hadamard product and passes more messages from similar nodes.
- **LightGCN** [8]: It is a simplified version of the GCN model for recommendation, which linearly propagates the embeddings and achieves state-of-the-art performances in the transductive recommendation scenario.

**5.1.3 Evaluation Metrics.** We evaluate the effectiveness of each model on predicting users' preference, which is a ranking problem. Specifically, for each user in the test set, we regard the items with unobserved interactions as negative samples and the items with observed interactions in the test set as positive samples. Three widely-used evaluation metrics for top-k recommender systems are adopted, i.e., *recall@k*, *precision@k* and *NDCG@k*. We set  $k = 20$  following [33] and report the average value over all users in the test set as the evaluation score. For clearness, we show all the metrics after multiplied by 100 in the rest of this paper, similar to [9].

**5.1.4 Parameter Settings.** We implement our proposed IGCN model and all other baseline methods based on Pytorch. The codes including dataset processing, hyper-parameter tuning and model implementations are provided by an anonymous link<sup>4</sup>. Since the processed Gowalla and Yelp2018 datasets contain only train/test splits, we randomly select 10% training interactions of each user as validation data, which are employed for hyper-parameters tuning and early stopping, i.e., stopping training as long as *NDCG@20* in validation set does not increase for 50 successive epochs. By default, all models are learnt via optimizing the BPR loss, except that NeuMF uses binary cross-entropy loss and Mult-VAE maximizes multinomial likelihood. We use Adam Optimizer [17] to train all the models for at most 1000 epochs. The embedding size of different models is fixed to 64 to ensure a fair comparison, and batch size is fixed to 2048. Learning rate is tuned over  $\{1^{-4}, 1^{-3}, 1^{-2}\}$ , l2 regularization coefficient over  $\{0, 1^{-5}, 1^{-4}, 1^{-3}, 1^{-2}\}$  and dropout

<sup>2</sup><https://grouplens.org/datasets/movielens/1m/>

<sup>3</sup><https://github.com/gusye1234/LightGCN-PyTorch>

<sup>4</sup>[https://anonymous.4open.science/r/igcn\\_cf/](https://anonymous.4open.science/r/igcn_cf/)

Table 2. Overall performances in transductive scenario.

	MovieLens-1M			Gowalla			Yelp2018		
	recall	precision	NDCG	recall	precision	NDCG	recall	precision	NDCG
ItemKNN	10.42	6.84	9.97	10.77	3.07	7.61	5.24	2.31	4.21
MF	11.10	6.76	10.05	14.94	4.56	12.12	5.47	2.46	4.39
NeuMF	9.82	6.25	9.05	15.29	4.62	12.69	5.38	2.45	4.40
Mult-VAE	<b>11.26</b>	6.38	9.78	16.14	4.81	12.89	6.35	2.83	5.18
NGCF	10.85	6.14	9.47	15.45	4.73	12.55	5.72	2.56	4.63
LightGCN	10.91	6.30	9.73	17.04	5.20	14.58	6.33	2.85	5.20
IGCN	11.26	<b>6.92</b>	<b>10.26</b>	<b>18.16</b>	<b>5.62</b>	<b>15.50</b>	<b>6.71</b>	<b>3.03</b>	<b>5.54</b>
IGCN*	<b>11.30</b>	<b>7.08</b>	<b>10.37</b>	<b>18.25</b>	<b>5.64</b>	<b>15.54</b>	<b>6.79</b>	<b>3.05</b>	<b>5.57</b>

rate over  $\{0, 0.1, 0.3, 0.5, 0.7\}$ . We set the number of graph convolution layers to three for all graph-based methods. To comprehensively demonstrate the effectiveness of our method, we implement two specific versions of the proposed model, denoted as IGCN and IGCN\*. Specifically, IGCN takes all users and items as core users and core items, while IGCN\* takes 10%, 60%, and 60% users and items as the core users and core items in MovieLens-1M, Gowalla, and Yelp2018 respectively. Detailed analysis about the number of core users and core items can refer to Section 5.4.

## 5.2 Performance in Transductive Recommendation (Q1)

We first conduct an experimental study in the common transductive recommendation scenario to demonstrate the general effectiveness of our proposed IGCN model.

Table 2 shows the recommendation results of all methods in the transductive scenario<sup>5</sup>. The results include five baseline methods, which are introduced before, and our two models including IGCN and IGCN\*. Specifically, IGCN\* denotes the best performances obtained by using the optimal size of core users and core items. We have the following observations:

- NeuMF does not achieve a significant improvement over MF, which means dot product is still a preferable operation for preference prediction with low computational cost. This observation is consistent with the findings in [27].
- GNN based recommender models yield excellent performances, demonstrating the effectiveness of exploiting the high-order proximity in the interaction graph.
- MovieLens-1M dataset has relatively denser interaction records, really benefiting for shallow models like MF and ItemKNN to modeling users' preferences and items' popularity. For example, ItemKNN heavily relies on a large number of historical interactions to calculate the similarities between items accurately. However, when comes to sparse datasets like Gowalla and Yelp2018, the performances of shallow models are quite poor. This finding indicates that a better model design is required in a sparse interacted scenario, which is common in the real world.
- Both our proposed IGCN and IGCN\* model significantly outperform all other baseline methods including two state-of-the-art GNN based recommender models. Compared with the strongest baseline LightGCN, IGCN achieves more than 5% relative improvement in terms of  $NDCG@20$  in all datasets. IGCN\* further indicates the potential improvement by selecting core users and core items more sophisticatedly. These experimental results

<sup>5</sup>Due to the lack of validation sets in the original settings of LightGCN, our results are a little different from which reported in [8].

demonstrate that the inductive representation layer even benefits the traditional transductive recommendation scenario, which may be due to the ignoring of data noise by the selection of core users/items and dropout technique.

### 5.3 Performance in Inductive Recommendation (Q2)

A great advantage of our IGCN model lies in the capability to model new interactions or new users and new items in the test phase without retraining. Thus, we conduct two experiments in inductive recommendation scenarios of *new interactions* and *new users/items*, as described in section 3.2.

**5.3.1 Inductive Recommendation with New Interactions.** In this scenario, we remove 20% training interactions for each user, then train the recommender models on the remaining data. Specifically, we remove the 20% latest interactions in MovieLens-1M dataset and randomly remove interactions in other two datasets without timestamps. During the test phase, previously dropped interactions arrive as new interactions, which can be further utilized in the test phase to facilitate recommendation performance.

Note that not all the baselines can handle this inductive scenario. MF based methods (MF and NeuMF) cannot make recommendations for new interactions or new users/items. We adapt ItemKNN and Mult-VAE to this scenario by adding the additional new interactions to their user historical interaction profiles as updated model inputs. GNN based CF methods, i.e., NGCF, LightGCN and IGCN, take the new interactions into consideration via adding new links in the interaction graph to propagate the representations in graph convolution layers. And our IGCN model further updates the initial representation of each user and item by the inductive representation layer, enhancing the utilization of new interactions.

We present the experimental results in Table 3. The suffix **-new** indicates the results considering additional new interactions in the test phase, otherwise not. **IGCN-trans** refers to the recommendation performances in the transductive recommendation scenario which are taken from Table 2 served as the performance upper bounds. As shown in Table 3, additional interactions help to improve the performances for all methods, which verifies the benefits of modeling additional interactions in the test phase. Our IGCN model significantly outperforms all the baseline methods in all datasets whether adding new interactions or not. Especially after adding new interactions, IGCN-new increases NDCG by 15.44%, 6.32%, 10.65% on MovieLens-1M, Gowalla and Yelp2018, compared with state-of-the-art model LightGCN-new. The results empirically prove the inductive capability of our IGCN model by considering the new interactions in both inductive representation layer and graph convolution layers. Note that, IGCN-new approaches or even outperforms IGCN-trans, i.e., the upper bound in the transductive scenario, indicating that our proposed method obtains satisfactory performances in inductive scenario, which even comparable to the model performances after retraining while saving a lot of computing resources. The pleasant surprise also suggests the probability of reducing data examples to speed up training in the transductive scenario.

**5.3.2 Inductive Recommendation with New Users/Items.** In this scenario, we randomly remove 20% users and items from training data, and train the recommender models on the remaining data. The test sets are kept the same as in transductive scenario, which means that the models need to recommend both new items and old items for new users who have not been seen during training. In addition to the overall performance, we report the average metrics of new users and the retrieval results among new items.

Since NGCF and LightGCN need to learn a one-hot embedding for each user and item, they intrinsically can not perform on the inductive recommendation scenario with new users and new items. To better demonstrate the

Table 3. Performances in inductive recommendation with new interactions.

	MovieLens-1M			Gowalla			Yelp2018		
	recall	precision	NDCG	recall	precision	NDCG	recall	precision	NDCG
IGCN-trans	11.26	6.92	10.26	18.16	5.62	15.50	6.71	3.03	5.54
ItemKNN	9.40	6.30	9.06	8.94	2.62	6.30	4.56	2.03	3.65
ItemKNN-new	10.62	6.71	9.93	9.31	2.71	6.55	4.74	2.09	3.81
Mult-VAE	9.20	5.61	8.40	15.11	4.53	12.22	5.90	2.63	4.80
Mult-VAE-new	10.89	6.21	9.39	15.27	4.59	12.41	6.04	2.68	4.89
NGCF	8.43	5.35	7.77	14.47	4.46	11.61	5.37	2.43	4.38
NGCF-new	9.49	5.67	8.43	14.70	4.52	11.85	5.40	2.44	4.40
LightGCN	8.92	5.65	8.47	15.90	4.92	13.68	5.97	2.70	4.89
LightGCN-new	9.90	5.94	9.12	16.62	5.12	14.32	6.05	2.75	4.99
IGCN	9.42	6.19	8.98	16.93	5.29	14.53	6.29	2.86	5.18
IGCN-new	<b>11.45</b>	<b>7.14</b>	<b>10.53</b>	<b>17.99</b>	<b>5.53</b>	<b>15.22</b>	<b>6.49</b>	<b>2.91</b>	<b>5.31</b>

Table 4. Performances in inductive recommendation with new users/items.

	MovieLens-1M			Gowalla			Yelp2018		
	new U	new I	over all	new U	new I	over all	new U	new I	over all
IGCN-trans	9.86	18.77	10.19	15.66	20.93	15.50	5.56	10.07	5.52
Popular	8.43	14.84	8.37	3.21	4.40	3.17	1.02	2.33	1.01
ItemKNN	9.55	/	9.51	6.38	/	6.60	3.63	/	3.70
Mult-VAE	8.95	/	9.29	11.64	/	11.53	4.69	/	4.71
NGCF	7.82	13.40	8.48	5.51	11.65	10.08	1.91	5.37	3.80
LightGCN	<b>10.23</b>	18.18	9.38	13.63	18.32	12.96	4.61	8.42	4.72
IGCN	9.88	<b>18.74</b>	<b>10.22</b>	<b>15.01</b>	<b>20.30</b>	<b>15.06</b>	<b>5.31</b>	<b>9.73</b>	<b>5.31</b>

effectiveness of our proposed IGCN model in the inductive scenario, we adapt NGCF and LightGCN to this scenario by setting embeddings with zero values for new users and new items. As for Mult-VAE and Item KNN, which are intrinsically unable to recommend new items without retraining, we evaluate its performance when giving only recommendations with old items. In addition, we employ a non-personalized recommender **Popular**, which recommends the most popular items for all users, as the lower bounds of performance.

In Table 4, we record the performance comparison in new users/items scenario in terms of  $NCDG@20 \times 100$ <sup>6</sup>. IGCN achieves satisfactory recommendation results, significantly outperforming Popular and other baseline models, approaching the upper bounds of IGCN-trans. It indicates the proposed IGCN model is quite effective in generalizing to new users and items that are unseen during training and avoids frequently retraining the recommender model, which is of great value in real-world applications. We note that some models outperform IGCN-trans in MovieLens-1M dataset. A possible reason is that the reduced training set is still large enough for the inductive models to learn the global characteristics of MovieLens-1M dataset, which is much denser than the other two datasets.

<sup>6</sup>Here the performances of IGCN-trans are a little different from Table 2, because we shuffle the indexes of users and items, then retrain the model with different parameter initializations.

Table 5. Comparison between GNN based methods at  $K$  propagation layers.

$K$	Method	MovieLens-1M			Gowalla			Yelp2018		
		recall	precision	NDCG	recall	precision	NDCG	recall	precision	NDCG
1	NGCF	10.51	6.15	9.29	15.14	4.64	12.38	5.53	2.49	4.48
	LightGCN	10.56	6.18	9.43	15.29	4.70	12.99	5.62	2.54	4.61
	IGCN	<b>11.15</b>	<b>6.73</b>	<b>10.02</b>	<b>17.97</b>	<b>5.55</b>	<b>15.37</b>	<b>6.66</b>	<b>3.00</b>	<b>5.48</b>
2	NGCF	10.45	6.06	9.15	15.48	4.75	12.60	5.57	2.50	4.50
	LightGCN	10.96	6.40	9.77	16.44	5.04	14.07	6.12	2.76	5.05
	IGCN	<b>11.17</b>	<b>6.90</b>	<b>10.20</b>	<b>18.15</b>	<b>5.64</b>	<b>15.55</b>	<b>6.63</b>	<b>3.00</b>	<b>5.48</b>
3	NGCF	10.85	6.14	9.47	15.45	4.73	12.55	5.72	2.56	4.63
	LightGCN	10.91	6.30	9.73	17.04	5.20	14.58	6.32	2.85	5.20
	IGCN	<b>11.26</b>	<b>6.92</b>	<b>10.26</b>	<b>18.16</b>	<b>5.62</b>	<b>15.50</b>	<b>6.71</b>	<b>3.03</b>	<b>5.54</b>
4	NGCF	10.91	6.16	9.48	15.55	4.75	12.63	5.52	2.49	4.46
	LightGCN	11.14	6.45	9.89	17.29	5.31	14.81	6.30	2.84	5.16
	IGCN	<b>11.32</b>	<b>6.98</b>	<b>10.30</b>	<b>18.37</b>	<b>5.68</b>	<b>15.65</b>	<b>6.69</b>	<b>3.02</b>	<b>5.52</b>

## 5.4 Hyper-parameter Analysis (Q3)

**5.4.1 Influence of Different Numbers of Graph Convolution Layers.** In order to analyze the influence of the number of graph convolution layers, we compare the performance of different numbers of layers, from 1 to 4, for three GNN based models, i.e., NGCF, LightGCN, and IGCN. Table 5 shows that, provided the same number of layers, IGCN outperforms both NGCF and the state-of-the-art model LightGCN in all datasets. It indicates that our IGCN model maintains advantages on different numbers of layers. As for the effect of the number of layers, IGCN and LightGCN show better performance with more layers, while NGCF’s performance fluctuates. Indeed, the more layers bring high-order information, but also increase the training difficulty for NGCF, since it remains feature transformation and nonlinear activation [8]. Furthermore, we observe that that IGCN could even outperform the other two models with one less layer, which validates the effectiveness of our proposed inductive representation layer. It is commonly believed that unnecessary graph convolution layers will increase model complexity and hurt the performance due to over-smoothing issues [21]. For this reason, we do not experiment with more than 4 layers.

**5.4.2 The Number of Core Users and Core Items.** We conduct an experiment to investigate the influence of the number of core users and core items. Simply, we control the rate of choosing a part of users and items with the largest numbers of interactions as core users and core items. For example, the percentage of core users and items with a value 0.3 denotes that we choose 30% most active users and 30% most popular items as core users and core items respectively. As shown in Figure 3, IGCN can yield state-of-the-art performances with fewer parameters, proving its scalability to large datasets. Specifically, it outperforms LightGCN with only 20% model parameters in all datasets. What’s more, controlling the number of core users and core items is possible to reduce noises and promote recommendation results. We record the best performances achieved by setting the optimal percentage of core users and items (60% for Gowalla and Yelp2018, and 10% for MovieLens-1M) as **IGCN\*** in Table 2. Note that, MovieLens-1M needs a relatively smaller number of core users and core items. It is because users and items densely interact in this dataset, and they have many non-zero features even with only 5% core users and core items.

**5.4.3 Dropout Technique.** In this section, we demonstrate the effectiveness of the dropout technique via an ablation study. We evaluate an IGCN variant without dropout (IGCN-w/o-DO). The experiments are conducted in both transductive

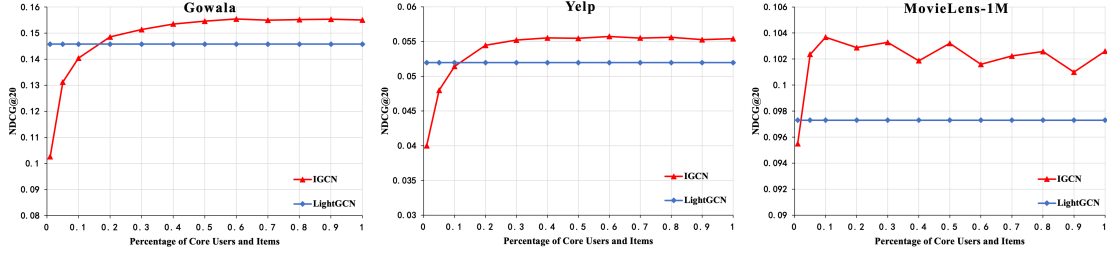


Fig. 3. The recommendation performance as the function of the percentage of core users and items.

Table 6. Ablation study in the transductive recommendation scenario.

Transductive	MovieLens-1M			Gowalla			Yelp2018		
	recall	precision	NDCG	recall	precision	NDCG	recall	precision	NDCG
IGCN-w/o-DO	<b>11.26</b>	6.73	10.11	17.17	5.37	14.80	6.51	2.95	5.38
IGCN	11.26	<b>6.92</b>	<b>10.26</b>	<b>18.16</b>	<b>5.62</b>	<b>15.50</b>	<b>6.71</b>	<b>3.03</b>	<b>5.54</b>

Table 7. Ablation study in the inductive recommendation scenario.

New Users/Items	MovieLens-1M			Gowalla			Yelp2018		
	new U	new I	over all	new U	new I	over all	new U	new I	over all
IGCN-w/o-DO	9.47	<b>18.79</b>	9.96	14.42	19.82	14.51	5.27	9.53	5.19
IGCN	<b>9.88</b>	18.74	<b>10.22</b>	<b>15.01</b>	<b>20.30</b>	<b>15.06</b>	<b>5.31</b>	<b>9.73</b>	<b>5.31</b>

and inductive scenarios. The results presented in Table 6 and Table 7 justify the utility of our dropout technique for better training.

## 6 CONCLUSION AND FUTURE WORK

In this work, we propose Inductive Graph Convolution Network (IGCN) model for the collaborative filtering task. Instead of learning a look-up table for embedding, we initially represent the users by its historically interacted core items, and vice versa. IGCN could model high-order proximity in the interaction graph by its graph convolution layers. To comprehensively evaluate the IGCN model, we describe two inductive recommendation scenarios that are practical in the real world. In general transductive scenario, we show IGCN significantly outperforms state-of-the-art baselines. Moreover, IGCN achieves satisfactory recommendation results closed to the empirical upper bounds in inductive scenarios. We hope this work provides some new ideas for researchers to consider the inductive recommendation task.

There are some insights for us to improve our inductive representation layer. For example, it is possible to automatically select core users and core items by some advanced techniques. We may introduce nonlinear transformation to the inductive representation layer for a stronger representation power. The graph convolution layers are decoupled with the initial representations, so a better convolution design is also effective for improving the recommendation performance. We will try to extend the IGCN model to recommendation tasks with auxiliary side-information, which prevalently exists more or less in real applications and is really helpful for the recommenders to model cold-start users and items.

## ACKNOWLEDGMENTS

Acks.

## REFERENCES

- [1] Joan Bruna, Wojciech Zaremba, Arthur Szlam, and Yann LeCun. 2014. Spectral Networks and Locally Connected Networks on Graphs. In *International Conference on Learning Representations (ICLR '14)*.
- [2] Heng-Tze Cheng, Levent Koc, Jeremiah Harmsen, Tal Shaked, Tushar Chandra, Hrishi Aradhye, Glen Anderson, Greg Corrado, Wei Chai, Mustafa Ispir, et al. 2016. Wide & deep learning for recommender systems. In *Proceedings of the 1st workshop on deep learning for recommender systems*. 7–10.
- [3] Paul Covington, Jay Adams, and Emre Sargin. 2016. Deep neural networks for youtube recommendations. In *Proceedings of the 10th ACM conference on recommender systems*. 191–198.
- [4] Mukund Deshpande and George Karypis. 2004. Item-based top-n recommendation algorithms. *ACM Transactions on Information Systems (TOIS)* 22, 1 (2004), 143–177.
- [5] David Goldberg, David Nichols, Brian M Oki, and Douglas Terry. 1992. Using collaborative filtering to weave an information tapestry. *Commun. ACM* 35, 12 (1992), 61–70.
- [6] William Hamilton, Zitao Ying, and Jure Leskovec. 2017. Inductive Representation Learning on Large Graphs. In *Advances in Neural Information Processing Systems 30*. 1024–1034.
- [7] Jason S. Hartford, Devon R. Graham, Kevin Leyton-Brown, and Siamak Ravanbakhsh. 2018. Deep Models of Interactions Across Sets. In *Proceedings of the 35th International Conference on Machine Learning 2018 (ICML '18)*. PMLR, 1914–1923.
- [8] Xiangnan He, Kuan Deng, Xiang Wang, Yan Li, Yongdong Zhang, and Meng Wang. 2020. Lightgcn: Simplifying and powering graph convolution network for recommendation. In *Proceedings of the 43rd International ACM SIGIR Conference on Research and Development in Information Retrieval*. 639–648.
- [9] Xiangnan He, Zhankui He, Jingkuan Song, Zhenguang Liu, Yu-Gang Jiang, and Tat-Seng Chua. 2018. Nais: Neural attentive item similarity model for recommendation. *IEEE Transactions on Knowledge and Data Engineering* 30, 12 (2018), 2354–2366.
- [10] Xiangnan He, Lizi Liao, Hanwang Zhang, Liqiang Nie, Xia Hu, and Tat-Seng Chua. 2017. Neural collaborative filtering. In *Proceedings of the 26th international conference on World Wide Web*. 173–182.
- [11] Balázs Hidasi, Alexandros Karatzoglou, Linas Baltrunas, and Domonkos Tikk. 2016. Session-based Recommendations with Recurrent Neural Networks. In *International Conference on Learning Representations (ICLR '16)*.
- [12] Thomas Hofmann. 2004. Latent semantic models for collaborative filtering. *ACM Transactions on Information Systems (TOIS)* 22, 1 (2004), 89–115.
- [13] Thomas Hofmann and Jan Puzicha. 1999. Latent class models for collaborative filtering. In *IJCAI*, Vol. 99.
- [14] Santosh Kabbur, Xia Ning, and George Karypis. 2013. Fism: factored item similarity models for top-n recommender systems. In *Proceedings of the 19th ACM SIGKDD international conference on Knowledge discovery and data mining*. 659–667.
- [15] George Karypis. 2001. Evaluation of item-based top-n recommendation algorithms. In *Proceedings of the tenth international conference on Information and knowledge management*. 247–254.
- [16] Donghyun Kim, Chanyoung Park, Jinoh Oh, Sungyoung Lee, and Hwanjo Yu. 2016. Convolutional matrix factorization for document context-aware recommendation. In *Proceedings of the 10th ACM conference on recommender systems*. 233–240.
- [17] Diederik P. Kingma and Jimmy Ba. 2015. Adam: A Method for Stochastic Optimization. In *International Conference on Learning Representations (ICLR '15)*.
- [18] Thomas N. Kipf and Max Welling. 2017. Semi-Supervised Classification with Graph Convolutional Networks. In *International Conference on Learning Representations (ICLR '17)*.
- [19] Yehuda Koren. 2008. Factorization meets the neighborhood: a multifaceted collaborative filtering model. In *Proceedings of the 14th ACM SIGKDD international conference on Knowledge discovery and data mining*. 426–434.
- [20] Yehuda Koren, Robert Bell, and Chris Volinsky. 2009. Matrix factorization techniques for recommender systems. *Computer* 42, 8 (2009), 30–37.
- [21] Qimai Li, Zhichao Han, and Xiao-Ming Wu. 2018. Deeper insights into graph convolutional networks for semi-supervised learning. In *Proceedings of the AAAI Conference on Artificial Intelligence*, Vol. 32.
- [22] Dawen Liang, Rahul G Krishnan, Matthew D Hoffman, and Tony Jebara. 2018. Variational autoencoders for collaborative filtering. In *Proceedings of the 2018 World Wide Web conference*. 689–698.
- [23] Benjamin M Marlin. 2003. Modeling user rating profiles for collaborative filtering. *Advances in neural information processing systems* 16 (2003), 627–634.
- [24] Matthew R McLaughlin and Jonathan L Herlocker. 2004. A collaborative filtering algorithm and evaluation metric that accurately model the user experience. In *Proceedings of the 27th annual international ACM SIGIR conference on Research and development in information retrieval*. 329–336.
- [25] Federico Monti, Michael M. Bronstein, and Xavier Bresson. 2017. Geometric Matrix Completion with Recurrent Multi-Graph Neural Networks. In *Advances in Neural Information Processing Systems 30: Annual Conference on Neural Information Processing Systems 2017, December 4–9, 2017, Long Beach, CA, USA*. 3697–3707.

- [26] S. Rendle, C. Freudenthaler, Zeno Gantner, and L. Schmidt-Thieme. 2009. BPR: Bayesian Personalized Ranking from Implicit Feedback. In *Proceedings of the 25th Conference on Uncertainty in Artificial Intelligence (UAI '09)*.
- [27] Steffen Rendle, Walid Krichene, Li Zhang, and John Anderson. 2020. Neural collaborative filtering vs. matrix factorization revisited. In *Fourteenth ACM Conference on Recommender Systems*. 240–248.
- [28] Badrul Sarwar, George Karypis, Joseph Konstan, and John Riedl. 2001. Item-based collaborative filtering recommendation algorithms. In *Proceedings of the 10th international conference on World Wide Web*. 285–295.
- [29] Suvash Sedhain, Aditya Krishna Menon, Scott Sanner, and Lexing Xie. 2015. Autorec: Autoencoders meet collaborative filtering. In *Proceedings of the 24th international conference on World Wide Web*. 111–112.
- [30] Yong Kiam Tan, Xinxing Xu, and Yong Liu. 2016. Improved recurrent neural networks for session-based recommendations. In *Proceedings of the 1st workshop on deep learning for recommender systems*. 17–22.
- [31] Rianne van den Berg, Thomas N Kipf, and Max Welling. 2018. Graph convolutional matrix completion. In *Proceedings of the 24th ACM SIGKDD International Conference on Knowledge Discovery & Data Mining (KDD '18)*.
- [32] Petar Veličković, Guillem Cucurull, Arantxa Casanova, Adriana Romero, Pietro Liò, and Yoshua Bengio. 2018. Graph Attention Networks. In *International Conference on Learning Representations (ICLR '18)*.
- [33] Xiang Wang, Xiangnan He, Meng Wang, Fuli Feng, and Tat-Seng Chua. 2019. Neural graph collaborative filtering. In *Proceedings of the 42nd international ACM SIGIR conference on Research and development in Information Retrieval*. 165–174.
- [34] Rex Ying, Ruining He, Kaifeng Chen, Pong Eksombatchai, William L Hamilton, and Jure Leskovec. 2018. Graph convolutional neural networks for web-scale recommender systems. In *Proceedings of the 24th ACM SIGKDD International Conference on Knowledge Discovery & Data Mining*. 974–983.
- [35] Muhan Zhang and Yixin Chen. 2020. Inductive Matrix Completion Based on Graph Neural Networks. In *International Conference on Learning Representations (ICLR '20)*.
- [36] Yang Zhang, Fuli Feng, Chenxu Wang, Xiangnan He, Meng Wang, Yan Li, and Yongdong Zhang. 2020. How to retrain recommender system? A sequential meta-learning method. In *Proceedings of the 43rd International ACM SIGIR Conference on Research and Development in Information Retrieval*. 1479–1488.
- [37] Wayne Xin Zhao, Shanlei Mu, Yupeng Hou, Zihan Lin, Kaiyuan Li, Yushuo Chen, Yujie Lu, Hui Wang, Changxin Tian, Xingyu Pan, et al. 2020. RecBole: Towards a Unified, Comprehensive and Efficient Framework for Recommendation Algorithms. *arXiv preprint arXiv:2011.01731* (2020).
- [38] Lei Zheng, Chun-Ta Lu, Fei Jiang, Jiawei Zhang, and Philip S Yu. 2018. Spectral collaborative filtering. In *Proceedings of the 12th ACM conference on recommender systems*. 311–319.