

# Filling MIS Vertices by Myopic Luminous Robots

Sai Vamshi Samala<sup>1</sup>, Subhajit Pramanick<sup>2</sup>, Debasish Pattanayak<sup>3</sup>, and Partha Sarathi Mandal<sup>\*4</sup>

<sup>1,2,4</sup>Department of Mathematics, Indian Institute of Technology Guwahati, India

<sup>3</sup>LUISS University, Rome, Italy

## Abstract

We present the problem of finding a maximal independent set (MIS) (named as *MIS Filling problem*) of an arbitrary connected graph having  $n$  vertices with luminous myopic mobile robots. The robots enter the graph one after another from a particular vertex called the *Door* and disperse along the edges of the graph without collision to occupy vertices such that the set of vertices occupied by the robots is a maximal independent set. We assume the robots have knowledge only about the maximum degree of the graph, denoted by  $\Delta$ .

In this paper, we explore two versions of the problem: the solution to the first version, named as *MIS Filling with Single Door*, works under an asynchronous scheduler using robots with 3 hops of visibility range,  $\Delta + 6$  number of colors and  $O(\log \Delta)$  bits of persistent storage. The time complexity is measured in terms of epochs and it can be solved in  $O(n^2)$  epochs. An epoch is the smallest time interval in which each participating robot gets activated and executes the algorithm at least once. For the second version with  $k$  ( $> 1$ ) *Doors*, named as *MIS Filling with Multiple Doors*, the solution works under a semi-synchronous scheduler using robots with 5 hops of visibility range,  $\Delta + k + 6$  number of colors and  $O(\log(\Delta + k))$  bits of persistent storage. The problem with multiple Doors can be solved in  $O(n^2)$  epochs.

**Keywords:** MIS, Filling Problem, Luminous Robots, Distributed Algorithms

## 1 Introduction

Swarm robotics deals with the coordination of a large number of autonomous mobile robots who can collaboratively achieve a common goal such as exploration, rescue works, pattern formation, flocking, etc. The individual robots are typically simple, small, and cheap which facilitates the realization of systems that are fault-tolerant, scalable, stable, and flexible. Researchers aim to design distributed algorithms under various conditions to ensure decentralization so that each robot can perform its task independently. It is especially useful in tasks related to unknown environments such as planetary and underwater exploration, search and rescue, and surveillance.

In our paper, we consider a variant of the Filling problem, introduced by Hsiang et al. [11], where the robots enter and fill an environment composed of pixels and each pixel is occupied by a robot. Later Hideg et al. [9] presented the Filling problem for an arbitrary connected graph. We introduce a modified version of the Filling problem where the luminous myopic mobile robots enter an arbitrary connected graph and settle at the vertices, which form a maximal independent set (MIS). We call this problem the *MIS Filling problem*. Each vertex can contain at most one robot at once. We say a collision happens when two or more robots move to the same vertex. In this problem, the robots enter the graph one by one through a specific vertex called the *Door* and disperse throughout the graph while avoiding a collision. At termination, the vertices occupied by the robots form a MIS. We solve two flavors of the problem: graphs with a single Door under an asynchronous (ASYN) scheduler and graphs with multiple Doors under a semi-synchronous (SSYN) scheduler. We use *epochs* to denote the time complexity, where an epoch is the smallest amount of time required for all the participating robots to activate once.

---

\*email: psm@iitg.ac.in

The MIS of a network graph has many important functions such as forming a backbone of the network. As an example, information dissemination in low latency in a system where all robots form a network should be located at MIS vertices so that all other vertices are just one hop away. Having multiple Doors instead of just one offers redundancy in situations where a Door can be blocked.

Many problems such as exploration [4, 7, 8], gathering [5, 6], dispersion [1, 11], pattern formation [3], etc, have been explored using swarm robotics in various models. In recent times, many researchers have explored different types of problems on graphs such as dispersion on graphs [13, 14], perpetual grid exploration [2] and many more. Our *MIS Filling problem* is closely related to the dispersion problem on graphs which was introduced by Augustine and Moses [1] where  $k$  robots have to be placed in  $n$  nodes of a graph in such a way that each node of the graph contains only one robot. Kamei and Tixeuil [12] explored the problem in a grid setting, named as maximal independent set placement.

## 1.1 Contributions

Our contributions in this paper are summarized below.

- We show that our first algorithm, called IND, solves the *MIS Filling problem* in graphs with a single Door under an ASYNC scheduler using robots with a visibility range of 3,  $\Delta + 6$  number of colors,  $O(\log \Delta)$  bits of persistent storage in  $O(n^2)$  epochs, where  $\Delta$  is the maximum degree of the graph.
- Further, we present another algorithm called MULTIND which solves the *MIS Filling problem* in graphs with multiple Doors under an SSYNC scheduler using robots with visibility range of 5,  $\Delta + k + 5$  number of colors,  $O(\log(\Delta + k))$  bits of persistent storage in  $O(n^2)$  epochs, where  $n$ ,  $\Delta$ , and  $k$  are the number of vertices, maximum degree of the graph and number of Doors, respectively.

A comparison between previous works and ours' is given in Table 1.

Algorithm	PACK [9]	BLOCK [9]	Algo 1 [12]	Algo 2 [12]	Proposed IND	Proposed MULTIND
Scheduler	ASYNC	ASYNC	ASYNC	ASYNC	ASYNC	SSYNC
Problem	Filling Problem	Filling Problem	MIS Placement	MIS Placement	<i>MIS Filling</i>	<i>MIS Filling</i>
Topology	Connected graph	Connected graph	Grid network	Grid network	Connected graph	Connected graph
Number of Doors	Single	Multiple ( $k$ )	Single	Single	Single	Multiple ( $k$ )
Visibility Range	1 hop	2 hops	2 (visual radius)	3 (visual radius)	3 hops	5 hops
Persistent memory	$O(\log \Delta)$ bits	$O(\log \Delta)$ bits	$O(1)$ bits	$O(1)$ bits	$O(\log \Delta)$ bits	$O(\log(\Delta + k))$ bits
Number of Colors	$\Delta + 4$	$\Delta + k + 4$	3	7	$\Delta + 6$	$\Delta + k + 5$
Time Complexity	$O(n^2)$ epochs	$O(n)$ epochs	$O(n(L + l))$ computations	$O(n(L + l))$ computations	$O(n^2)$ epochs	$O(n^2)$ epochs

Table 1: Comparison of previous results PACK [9], BLOCK [9] and MIS placement on grid [12] with the results of our works.

## 2 Model

Given an anonymous connected graph  $H = (V', E')$ , we construct a graph  $G = (V, E)$  with  $k$  Doors, that adds two auxiliary vertices  $\{d_i, d'_i\}$  corresponding to each Door that is connected to distinct vertices  $\{v_1, v_2, \dots, v_k\} \subset V'$ . We have a path  $d_i \rightarrow d'_i \rightarrow v_i$  corresponding to each Door  $d_i$ . The robots enter the graph through the Door and a new robot appears at the Door immediately after it becomes empty.

$G$  is *locally consistent*, which means any robot placed at a vertex will observe the same cyclic order of edges. The focus is on completing the task using robots with minimal capabilities operating under certain adversarial conditions. The robots are *silent* (they are incapable of explicit communication), *autonomous* (no central or external control), *myopic* (they have limited visibility range), *anonymous* (without distinguishable features or identification) and *homogeneous* (they all have the same capabilities/execute the same program). Additionally the robots are *luminous*, i.e., they have a light attached to them which can display various *colors* that represent the value of a state variable.

Each robot operates in the *Look-Compute-Move* (LCM) model in which the actions of the robots are divided into three phases.

- *Look*: The robot takes a snapshot of its surroundings, i.e., the vertices and the robots occupying them within its visibility range.
- *Compute*: The robot runs the algorithm using the snapshot as the input and determines a target vertex or chooses to remain in place.
- *Move*: The robot moves to the target vertex if needed. A robot moves exactly two hops in a single move phase.

We assume the robots have no knowledge of the graph but the maximum degree of the graph, denoted by  $\Delta$ . We assume that for each vertex  $v$  in the graph, its neighbouring vertices are arranged in a fixed cyclic order. For a robot placed at  $v$  with a visibility range of  $z$ , the cyclic orders of all the vertices which are not more than  $z - 1$  edges away are visible. Note that a vertex is said to be *free* if all the vertices adjacent to it are not occupied by any robot.

We define the MIS filling problem formally as follows:

**Definition 1.** (*MIS filling problem*) *Given a connected locally consistent anonymous graph  $G = (V, E)$  with  $k$  Doors, the objective is to relocate robots that appear at Doors such that at termination the robots would occupy a set of vertices  $V_1$  ( $V_1 \subset V$ ) that forms a maximal independent set of  $G$ .*

In Section 3, we consider the MIS filling problem with single Door, i.e.,  $k = 1$  for robots under ASYNC scheduler and in Section 4 with multiple Doors, i.e.,  $k > 1$  for robots under SSYNC scheduler before concluding in Section 5.

Table 2 lists the variables used by the robots.

Variable	Description
State	State of the robot - None/Follower/Leader/Finished
Target	Directions to the target vertex
NextTarget	Directions to the vertex to which the robot has to move after reaching the Target vertex
Successor	Successor robot
Predecessor	Predecessor robot
Color	Color displayed by robot's light
Entry	Previous location of the robot/location of the follower stored in terms of directions

Table 2: List of Variables used in algorithms IND and MULTIND.

### 3 Algorithm for MIS Filling with Single Door

We now describe the algorithm called IND which is inspired by the PACK algorithm [9] and uses the concept of Virtual Chain Method [10]. The robots disperse throughout the graph in a depth first search (DFS) like manner. We assume that the robots operate under an asynchronous (ASYNC) scheduler. An epoch is the shortest time in which each robot, which is not in a Finished state yet, has been activated at least once and performed an LCM cycle. Each robot requires a visibility range of 3 hops,  $O(\log \Delta)$  bits of persistent

memory, and  $\Delta + 6$  colors where  $\Delta$  number of DIR colors represent directions in the cyclic order; CONF, CONF2 are the confirmation colors; MOV indicates that the robot is moving; WAIT indicates that a robot is waiting and OFF which indicates that the light is off.

### 3.1 The IND Algorithm

Each robot can be in any of the four state during the execution: *None, Leader, Follower, Finished*. When a robot first appears at the Door, it initializes to the None state. Let  $r_1$  be the first robot that appears at the Door. It observes that there is no robot on any of the adjacent vertices, so it changes  $r_1.State$  to Leader. Now  $r_1$  is the Leader and chooses a target vertex two hops away and moves to it. As soon as the Leader  $r_1$  leaves the Door, the next robot  $r_2$  appears at the Door. At this time,  $r_1$  is still in motion and is nearest to  $r_2$ .  $r_2$  sees this and becomes the follower of  $r_1$ .

Before the Leader  $r_1$  can choose a new target, it needs to ensure two things. First, it needs to wait for the chain of robots, starting from the Leader and containing all the followers with the other end being the robot at the Door is in a *Packed state* which is defined below.

**Definition 2.** (*Packed state*) Let  $L$  be an positive odd integer and  $P = \{v_1, v_2, \dots, v_L\}$  be a path starting from the Door at  $v_1$  and the leader at  $v_L$  such that every alternative vertex of  $P$ , i.e.,  $v_1, v_3, \dots, v_{L-2}$  was visited by the Leader. A chain of robots is in a *Packed state* if the vertices  $v_1, v_3, \dots, v_{L-2}$  are occupied by a follower robot. Only the Leader is allowed to move in the *Packed state*.

WAIT color is used by the Leader as soon as it reaches its target vertex to indicate that it is waiting for the chain to reach the Packed state. This is so that the Leader can choose a target such that neither the target nor any of the vertices adjacent to it are going to be occupied by any other robot. Secondly, the Leader (Predecessor)  $r_1$  needs to communicate the directions it will take to its follower (Successor)  $r_2$  so that  $r_2$  can know in which direction  $r_1$  has moved. This applies to all predecessors and successors. The *Color* variable represents the color displayed by the robot's light, *Target* variable represents directions to the target vertex, *NextTarget* variable represents directions to the next target after reaching the target vertex.

$r_1$  communicates the directions of  $r_1.Target$  to  $r_2$  as follows:  $r_1$  displays DIR color corresponding to  $r_1.Target.One$  by setting  $r_1.Color$ .  $r_2$  sees this and stores the direction in  $r_2.NextTarget.One$ .  $r_2$  confirms that it has seen the first DIR color by displaying CONF color.  $r_1$  confirms that it has seen CONF on  $r_2$  by setting  $r_2.Color$  to CONF2 (confirmation of confirmation).  $r_2$  sees CONF2 on  $r_1$  and in turn, sets  $r_2.Color$  to CONF2 to show that it is ready to receive the second DIR color. The second DIR color is displayed by  $r_1$  and is seen by  $r_2$ .  $r_2$  stores this second direction in  $r_2.NextTarget.Two$  and sets  $r_2.Color$  to CONF2 to send confirmation that the second direction of  $r_1$  is received. Once  $r_1$  has seen CONF2 in  $r_2$ , it can move two hops to  $r_2.Target$  in Move phase.

Finally, when the Leader  $r_1$  can no longer find free vertices to move to, it communicates this information to its follower  $r_2$  using the special  $\Delta$  color. Then,  $r_1$  goes into the Finished state and  $r_2$  becomes the Leader and continues exploring the graph. A robot  $r$  sets  $r.Color$  to MOV when it is moving to  $r.Target$ . When a robot moves to its target vertex, it sets  $r.Entry$  to the directions of the two hops it moved under *Entry* variable (so that the robot knows the location of its follower).

The robots follow the rules detailed below based on their state:

**Leader:** Moves only to a free vertex which is two hops away. Before it can start moving, it waits for the chain to reach the Packed state. The light is set to WAIT to indicate this. The Packed state is indicated when the Leader's successor sets CONF2 color. The Leader observes this and performs the *Look* operation to choose a free vertex (if any) two hops away. Note that this can be done since only the Leader is allowed to move in a Packed state. When the target vertex is chosen, the Leader shows the two hops it needs to take to reach the target vertex to its successor by using the corresponding 2 DIR colors. It uses the method described above to do this. The Leader  $r$  can start moving once it has seen CONF2 color on successor of  $r$  and sets  $r.Color$  to MOV during its movement. When the Leader is at the Door, it has no successor and can start moving without waiting for any confirmation.

**Follower:** Follows its predecessor. CONF color is set by the Follower robot  $r_1$  if and only if (i) the predecessor  $r_2$  of  $r_1$  is showing a DIR color and (ii) the successor  $r_3$  of  $r_1$ , if exists, has set  $r_3.Color$  to CONF2 (i.e.,  $r_3$  knows the directions of the two hops  $r_1$  will move). In other words, a follower robot

$r_1$  can receive directions from its predecessor  $r_2$  only after it has communicated its directions to its successor  $r_3$ . The predecessor  $r_2$  communicates its two directions to  $r_1$  using the method described above. After seeing CONF2 on  $r_1$ , the predecessor can now move two hops to its destination because it knows that all the robots behind it have their CONF2 color set and that they will not move until  $r_2$  has moved. When  $r_2$  is the Leader, it knows that the chain has reached the Packed state.

**None:** When a robot appears at the Door, it is initialized with a None state. If the robot  $r_1$  in None state does not find any robot within the two hops range, then  $r_1$  becomes the Leader, chooses a vertex two hops away as target vertex, sets  $r_1.Color$  to MOV, and takes the two hops to the target in Move phase. Otherwise, if the robot  $r_1$  finds a robot  $r_2$  within 2 hops, i.e., the one which has just moved away from the Door, then  $r$  becomes a Follower, sets the  $r_2$  as its predecessor, and starts following it. Note that there will be no robot other than  $r_2$  within 2 hops from  $r_1$  as the robots only move to free vertices. Also, the robot  $r_1$  moves from the Door only when  $r_2$  moves away from its vertex which is two hops away from  $r_1$ .

There is a special situation where the following additional rules are needed:

**Transferring the Leadership:** In its *Look* phase, if the Leader  $r_1$  cannot find any free vertices which are two hops away, it transfers its Leadership to its successor, i.e., the successor now becomes the new Leader. The Leader  $r_1$  communicates that it has no free vertex two hops away by setting  $r_1.Color$  to the special  $\Delta$  color which has a special meaning. It indicates that the Leader is stuck and has to transfer its Leadership to the successor and switch to the Finished state. When the successor  $r_2$  detects this, it sets  $r_2.color$  to CONF so that the previous Leader can turn off its light. The robot  $r_2$  becomes the Leader now. Afterward,  $r_2$  starts identifying its new target and moves to it.

In Example 1, we show an execution of Algorithm IND and explain the idea behind it.

**Example 1:** The location of the Door and the initial setting is shown in Fig. 1(a). The robot  $r_1$  first appears at the Door in Fig. 1(b). As soon as  $r_1$  moves away from the Door, robot  $r_2$  appears there and sets  $r_1$  as its predecessor. This situation is shown in Fig. 1(c). In Fig. 1(d),  $r_1$  reaches its target vertex but  $r_2$  does not move until  $r_1$  has moved away from its current position.  $r_1$  reaches a new vertex and  $r_2$  follows it,  $r_3$  appears at the Door and follows  $r_2$  which is shown in Fig. 1(e). Observe that  $r_1$  is stuck so it transfers its leadership to its follower, i.e.,  $r_2$ . In Fig. 1(f),  $r_2$  reaches a new target vertex and its followers follow.

Algorithm 1 (IND) presents the pseudocode of the algorithm for single Door.

### 3.2 Analysis of the IND Algorithm

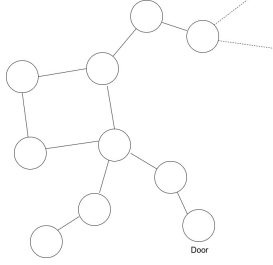
**Lemma 1.** *There can be at most one Leader robot and the Leader robot moves only to free vertices.*

*Proof.* In the rules for *Transferring the Leadership*, when a Leader  $r_1$  signals to its successor  $r_2$  that it is stuck,  $r_2$  can become the Leader only after the previous Leader  $r_1$  has switched to Finished state (recognized by OFF color on  $r_1$ ). The first robot placed becomes the Leader, and the robots appearing next can become a Leader only after the previous one reaches Finished state. Therefore, there can be at most one Leader at any time during the dispersion.

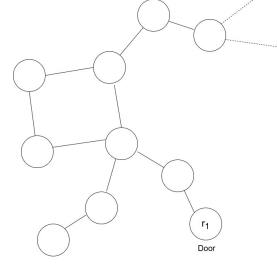
A free vertex has none of its adjacent vertices occupied by a robot. As the Leader can only move when the chain is in a Packed state, it can ensure that the vertex it is going to choose as its target vertex, which will be two hops away, is free by checking that all the vertices adjacent to this potential target vertex are all not occupied by any robot. This can be done since the robots have a visibility range of 3. Further, there is no possibility of this target vertex or any vertex adjacent to it being occupied by any other robot as when the chain is in the Packed state, only the Leader is allowed to move.

□

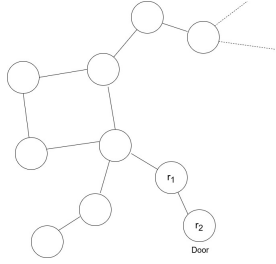
**Lemma 2.** *The Robots do not collide.*



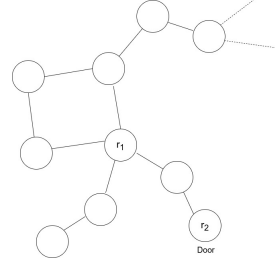
(a) Location of the Door and initial setting of the graph



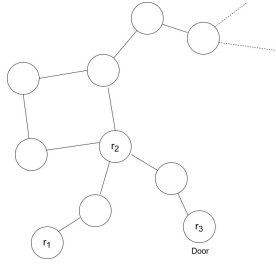
(b) The robot  $r_1$  appears at the Door and becomes the Leader



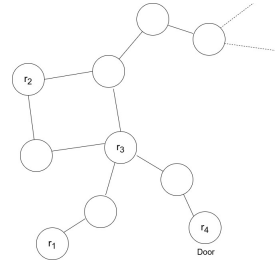
(c) As soon as  $r_1$  moves away from the Door and  $r_2$  becomes its follower.



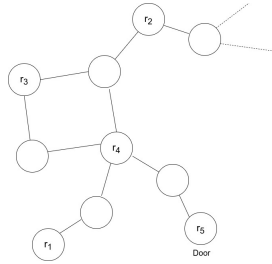
(d)  $r_1$  reaches its target vertex.



(e)  $r_1$  transfers its Leadership to  $r_2$  as there are no free vertex for it.



(f)  $r_2$  is now the Leader and moves to new free vertices.



(g)  $r_2$  keeps exploring the graph.

Figure 1: An example execution of the IND algorithm

---

**Algorithm 1** IND

---

```
1: if  $r.State$  is Follower then
2:   if  $r.NextTarget.One$  is not set then
3:     if  $r.Predecessor$  shows DIR color then
4:       Store the shown DIR as  $r.NextTarget.One$ 
5:     else if  $r.Predecessor$  shows DIR color  $\Delta$  then
6:        $r$  switches to Leader state
7:     end if
8:   else
9:     if  $r.Color$  is not set to CONF then
10:      if  $r.Entry$  is not set then
11:        Set  $r.Color$  to CONF
12:      else if  $r.Entry$  is occupied &  $r.Successor$  has light set to CONF then
13:        Set  $r.Color$  to CONFC
14:      else if  $r.Entry$  is occupied &  $r.Successor$  has light set to CONFC then
15:        Set  $r.Color$  to match  $r.Target.Two$ 
16:      else if  $r.Entry$  is occupied &  $r.Successor$  has light set to CONF2 then
17:        Set  $r.Color$  to CONF
18:      end if
19:    else
20:      if  $r.Predecessor$  shows CONFC color then
21:        Set  $r.Color$  to CONFC
22:      end if
23:    end if
24:  end if
25:  if  $r.NextTarget.Two$  is not set then
26:    if  $r.Color$  is set to CONFC and  $r.Predecessor$  shows a DIR color then
27:      Store shown DIR color as  $r.NextTarget.Two$ 
28:    end if
29:  else
30:    if  $r.Color$  is not set to CONF2 then
31:      Set  $r.Color$  to CONF2
32:    else if  $r.Target$  is unoccupied then
33:       $r$  sets  $r.Color$  to MOV
34:       $r$  moves to  $r.Target$  and
35:       $r$  sets  $r.Color$  to match  $r.NextTarget.One$ 
36:       $r$  sets  $r.Target$  to  $r.NextTarget$ 
37:    else if  $r.Predecessor$  shows CONFC color then
38:      Clear  $r.NextTarget.One$  and  $r.NextTarget.Two$ 
39:      Set  $r.Color$  to CONFC
40:    end if
41:  end if
42: end if
```

---

*Proof.* When a robot appears at the Door, it has only one neighbor robot except for the first robot. That neighbor robot will become the predecessor, which the robot will follow during the dispersion. The predecessor shows in which directions in which it will move to the successor before moving so that the Follower can always follow it. Each Follower robot has one predecessor which means they cannot collide with each other.  $\square$

**Lemma 3.** *No two robots in the Finished state occupy adjacent vertices, i.e., when all the robots are in the Finished state, including the robot at the Door, the vertices occupied by all the robots form an independent set. Further, the independent set is maximal, i.e., algorithm IND fills a maximal independent set.*

---

```

43: if  $r.State$  is Leader then
44:   if  $r.Target$  is not set then
45:     if  $r.Entry$  is set and  $r.Successor$  has light set to CONF then
46:        $r$  sets  $r.Target$  to first free vertex 2 hops away
47:        $r$  sets  $r.Color$  to match  $r.Target.One$ 
48:     end if
49:     if  $r.Target$  is not set then (no free vertex found)
50:        $r$  sets DIR color  $\Delta$  and switches to Finished state
51:     end if
52:   else
53:     if  $r.Successor$  has light set to CONF then
54:       Set  $r.Color$  to CONF
55:     else if  $r.Successor$  has light set to CONF then
56:       Set  $r.Color$  to match  $r.Target.Two$ 
57:     else if  $r.Successor$  has light set to CONF2 then
58:        $r$  sets  $r.Color$  to MOV
59:        $r$  moves to  $r.Target$ 
60:        $r$  clears  $r.Target$ 
61:        $r$  sets  $r.Color$  to WAIT
62:     end if
63:   end if
64: end if
65: if  $r.State$  is None then
66:    $r$  sets  $r.Target$  to the vertex 2 hops away
67:   if  $r$  does not find any robot within a distance of 2 hops then
68:      $r$  becomes the Leader
69:      $r$  sets  $r.Color$  to MOV
70:      $r$  moves to  $r.Target$ 
71:      $r$  clears  $r.Target$ 
72:      $r$  sets  $r.Color$  to WAIT
73:   else
74:      $r$  becomes a Follower
75:   end if
76: end if

```

---



*Proof.* A robot can go to the Finished state only from the Leader state. From Lemma 1, we know that a Leader robot moves only to free vertices. Hence, when a robot enters the Finished state, none of the vertices adjacent to it are occupied by a robot which means an independent set is filled.

Assume that the filled vertices form an independent set but not a maximal one. As the graph is connected, there exists a vertex  $v$  which is free and has a robot  $r_1$  in Finished state two hops away. Before the robot  $r_1$  entered Finished state it was in Leader state. A Leader robot switches into Finished state only when it cannot find any free vertex two hops away. Since the vertex  $v$  is a free vertex at a distance of two hops from robot  $r_1$ ,  $r_1$  cannot switch to Finished state, which is a contradiction. If there are no robots with two hops distance from  $v$ , the above argument can be used on a neighbor of  $v$  that has a robot at a distance of two hops, and reach a contradiction.  $\square$

**Theorem 1.** *Let  $G$  be a connected graph. Algorithm IND fills a maximal independent set of vertices of  $G$  under an ASYNC scheduler, without collisions, by mobile luminous robots having the following capabilities: visibility range of 3 hops, persistent storage of  $O(\log \Delta)$  bits, and  $\Delta + 6$  colors, including the color when the light is off.*

*Proof.* By Lemma 2 and Lemma 3, the vertices filled by the robots in graph  $G$  form a maximal independent set and the filling is done without collisions. The robots require  $O(\log \Delta)$  bits of memory to store the following: *State* (4 states: 2 bits), *Target* (directions to the target vertex:  $2\lceil \log \Delta \rceil$  bits), *NextTarget* (directions to the vertex to which the robot has to move after the *Target* vertex is reached:  $2\lceil \log \Delta \rceil$  bits).

The colors used by the robots are  $\Delta$  colors to show the directions to the target of the robot, including the special color  $\Delta$  to switch to the Finished state. There are three additional colors (CONF, CONF2, and CONF2) for confirming that the robot saw the signaled direction and confirmations of the predecessor or the successor, one color WAIT used when the Leader is waiting for the Packed State, one color MOV used during the movement and the OFF color.  $\square$

Now we analyze the time complexity of the algorithm in terms of epochs.

**Theorem 2.** *The algorithm IND runs in  $O(n^2)$  epochs.*

*Proof.* Assume a chain containing the robots  $r_1, r_2, \dots, r_i$  (where  $r_1$  is the active Leader and  $r_1, r_2, \dots, r_i$  are on alternating vertices on the path from the Leader to the Door). Further, assume that the chain is in the Packed state.

First, assume that the Leader  $r_1$  has a free vertex two hops away. We denote  $T$  as the time interval between two consecutive movements of the Leader. We divide  $T$  into three intervals:  $T = T_1 + T_2 + T_3$ .  $T_1$  starts with the movement of the Leader. It includes the time when all the robots in the chain move two steps forward to their target vertices.  $T_2$  starts when the robot  $r_i$  has reached the target vertex, i.e., its predecessor's last location.  $T_2$  includes the time when all the robots starting from  $r_{i+1}$  at the Door to  $r_3$  set their CONF2 colors one by one and the time until  $r_2$  sets  $r_2.Color$  to CONF2. The confirmation of the Packed state of the chain is communicated to the Leader, through the chain, by a new robot at the Door.  $T_3$  starts when  $r_3$  recognizes CONF2 color on its successor and ends when the Leader has recognized CONF2 color on the successor.

Let the first epoch of  $T_1$  be  $t$ , i.e., in epoch  $t$  the Leader  $r_1$  moves to its target and sets  $r_1.Color$  to WAIT.  $r_2$  detects that  $r_1$  left its previous vertex  $v$  at the latest in epoch  $t + 1$  and in that epoch  $r_2$  moves to  $v$  and sets  $r_2.Color$  to DIR corresponding to its first hop. This argument can be repeated to all robots until the last one  $r_i$  moves in epoch  $t + i - 1$  at the latest. Therefore,  $T_1 \leq i$ .

Now,  $T_2$  starts when the robot  $r_i$  reaches its target vertex (i.e., the previous location of the robot  $r_{i-1}$ ) and sets  $r_i.Color$  to DIR corresponding to its next hop. By this time, a new robot  $r_{i+1}$  will have appeared at the Door and set  $r_i$  as its predecessor. In epoch  $t + i$  at the latest the new robot  $r_{i+1}$  sees the direction color on  $r_i$  and sets  $r_{i+1}.Color$  to CONF. At the latest in epoch  $t + i + 1$ , the robot  $r_i$  sees this and sets  $r_i.Color$  to CONF2. In the next epoch  $t + i + 2$ , the robot  $r_{i+1}$  sees this and sets  $r_{i+1}.Color$  to CONF2 and at the latest in epoch  $t + i + 3$ , the predecessor  $r_i$  sees this and sets  $r_i.Color$  to its second DIR color. In the next epoch  $t + i + 4$ , the robot  $r_{i+1}$  acknowledges this and sets  $r_{i+1}.Color$  to CONF2. At the latest in epoch  $t + i + 5$ ,  $r_i$  sees this and is ready to set  $r_i.Color$  to CONF for the robot  $r_{i-1}$  to see. Repeating this argument for all the robots from  $r_i$  to  $r_3$ , we have the time taken from the start of  $T_2$  to  $r_3$  seeing CONF2 color on its successor to be  $t + i + 5(i - 2) = t + 6i - 10$ . Therefore,  $T_2 \leq 6i$ .

Now the third phase  $T_3$  starts. In epoch  $t + 6i - 10$ ,  $r_3$  sees the first direction color of  $r_2$  and sets  $r_3.color$  to CONF. In epoch  $t + 6i - 9$ ,  $r_2$  sees this and sets  $r_2.Color$  to CONF, and in the next epoch  $t + 6i - 8$ , two actions happen: The Leader  $r_1$  as well as  $r_3$  see the CONF color on  $r_2$ . Then,  $r_1$  performs its *Look* operation and the robot  $r_3$  sets  $r_3.Color$  to CONF. In epoch  $t + 6i - 7$ , the Leader sets its first direction color and also the robot  $r_2$  sees the CONF color on  $r_3$  and sets  $r_2.Color$  to its second DIR color. At the latest in epoch  $t + 6i - 6$ ,  $r_3$  sees this and sets  $r_3.Color$  to CONF2 and at the latest in epoch  $t + 6i - 5$  it is acknowledged by  $r_2$  and is ready to set  $r_2.Color$  to CONF after recognizing the first direction color on the Leader. Similarly, at the end of the next 5 epochs, i.e., at the latest in epoch  $t + 6i$ , the Leader has seen the CONF2 color on  $r_2$  and can now move. Therefore,  $T = T_1 + T_2 + T_3 \leq 6i \leq 6n$  epochs.

Now consider the situation where the Leader  $r_1$  cannot find any free vertices two hops away to move to. If  $r_1$  is at the Door, it turns the light off and switches to Finished state; the maximal independent set is filled. Otherwise, at the latest in epoch  $t + 6i - 7$  the Leader performs its *Look* operation and decides to switch to Finished state by setting the special  $\Delta$  color.  $r_2$  sees this at the latest in epoch  $t + 6i - 5$  and sets  $r_2.Color$  to CONF.  $r_1$  sees the CONF color in epoch  $t + 6i - 4$  at the latest, turns its light off, and switches to Finished state.  $r_2$  recognizes this at the latest in epoch  $t + 6i - 3$  and becomes the new Leader. In the same epoch, it sets  $r_2.Color$  to CONF to signal to  $r_3$  about the change in directions. At the latest in epoch  $t + 6i - 2$ ,  $r_3$  sees this and responds by setting  $r_3.Color$  to CONF.  $r_2$  sees this at the latest in epoch  $t + 6i - 1$  and sets  $r_2.Color$  to the first of its new DIR colors. At the end of the next 5 epochs, i.e., at the end of epoch  $t + 6i + 4$  at the latest, the successor of the new Leader sets CONF2 color and the new Leader can now start moving as the chain is already in Packed state.

When a Leader can move, it occupies a new free vertex within  $6n$  epochs. Otherwise, its successor takes the Leadership and performs a target change. Taking the Leadership and changing the target takes at most 12 epochs (starting in the epoch  $t + 6i - 7$  when the Leader sets the special  $\Delta$  color and ends in epoch  $t + 6i + 4$  when the new Leader is ready to move). Since any robot becomes a Leader at most once during the dispersion and the number of robots in the filled graph is  $n$ , at most  $12n$  time is taken for all Leadership transfers including the target change. Therefore, after at most  $6n^2 + 12n = O(n^2)$  epochs, a MIS of vertices of the graph become filled.  $\square$

The corollary below follows straight from Corollary 1 in [9].

**Corollary 1.** (i) Assume that there are no inactive intervals between the LCM cycles and that every LCM cycle of every robot takes at most  $t_{max}$  time. Then the running time of the IND algorithm is  $O(n^2 t_{max})$ . (ii) The IND algorithm needs  $O(n^2)$  LCM cycles under an FSYNC scheduler.

## 4 Algorithm for MIS Filling with Multiple Doors

The MULTIND is largely similar to algorithm IND with few modifications. It works under a *Semi Synchronous* (SSYNC) scheduler, where a subset of robots is activated in each round, where each activated robot finishes its LCM cycle in the same round. We define an epoch similarly as the minimum number of rounds where all robots are activated at least once. Note that, an epoch can have a variable number of rounds. The graph has  $k$  number of Doors. The visibility range of the robots is 5 hops. Each robot has  $O(\log(\Delta + k))$  bits of persistent memory, and  $\Delta + k + 5$  colors where  $\Delta$  number of DIR colors, CONF, CONF, CONF2, MOV, OFF and  $k$  number of WAIT colors denoted by WAIT-1, WAIT-2,  $\dots$ , WAIT- $k$  representing that a robot is waiting as well as their rank. All the robots entering from a particular Door can only display WAIT color corresponding to that Door but have the knowledge of all WAIT colors. The hierarchy among the WAIT colors is used to avoid collision between the robots. The proposed MULTIND runs in  $O(n^2)$  epochs.

### 4.1 The MULTIND Algorithm

The Leader robots need to avoid collision with other Leader robots and robots in chains other than their own. To avoid collision with another Leader robot, the robots make use of the hierarchy among the  $k$  WAIT colors. To avoid collision with robots in another chain, the Leader robots avoid cutting through a chain. In the multiple Door situation, the Leaders display WAIT- $i$  color instead of WAIT color which is used in a

single Door case. In the *Look* phase, if a Leader robot  $r_i$  with WAIT color WAIT- $i$  sees any other Leader robot  $r_j$  with WAIT color WAIT- $j$  such that  $j < i$ , then we say that the Leader robot  $r_j$  *dominates* Leader robot  $r_i$ . The Leader robot  $r_j$  is said to be the *dominating* and the Leader robot  $r_i$  is said to be *dominated*. Note that a dominating Leader robot can be dominated by another Leader robot at the same time. If a Leader robot is not dominated by any other robot, it is free to choose a target.

The rest of the model is the same as in the Single Door case. The robots can be in any one these states during execution: *None*, *Leader*, *Follower*, *Finished*. When the robots appear at the Door, they are initialized with *None* state. We define  $\mathcal{P}(v_i, v_j)$  as the set of vertices that are part of all the shortest paths from  $v_i$  to  $v_j$ . Note that there can be multiple shortest paths, and we include vertices of all those paths. The additional rules followed by the robots are as follows.

**Follower:** Same as the Single Door case.

**Leader:** Let  $v_0$  be the vertex occupied by a leader robot  $r_1$  which is dominated by another leader robot  $r_2$  at  $v_1$ . Note that, there can be multiple dominating robots for a leader robot. Since the visibility of  $r_1$  is 5 hops, it can only be dominated by other leader robots which are visible, i.e.,  $\text{dist}(v_0, v_1) \leq 5$ . We say  $r_1$  chooses the target vertex  $v_2$  subject to the following conditions.

- If  $\text{dist}(v_0, v_1) = 2$ , then  $v_2$  is chosen such that  $\mathcal{P}(v_0, v_1) \cap \mathcal{P}(v_0, v_2) = \{v_0\}$  and  $\text{dist}(v_0, v_2) = 2$ .
- If  $\text{dist}(v_0, v_1) > 2$ , then  $v_2$  is chosen such that  $v_2 \notin \mathcal{P}(v_0, v_1)$ .

We follow above rules for all dominating robots. If no such free vertex is available for a target, the Leader will begin the process of transferring its Leadership to its successor and changing its state to *Finished*.

Additionally, irrespective of whether a Leader robot is dominated or not, the target chosen is such that the Leader robot does not cut through a chain while moving to that target vertex, i.e., the vertex between the target vertex and the current vertex does not have more than one of its neighboring vertices occupied at least one of which is an active robot (a robot not displaying OFF color) other than the current Leader robot.

The rest of the rules followed by the robots are the same as in a single Door case. An example execution of the MULTIND algorithm is given in Example 2.

**Example 2:** We use this example to explain the idea behind the MULTIND algorithm. Consider the graph with respective Door positions in Fig. 2(a). Door 1 ranks higher in the hierarchy than Door 2, which ranks higher than Door 3. Assume that all the robots are activated in each epoch. The positions of the robots in the next epoch are shown in Fig. 2(b). Each Leader robot makes a move. Observe that Leader-1 and Leader-2 are within the visibility range of each other. Similarly, Leader-2 and Leader-3 are within the visibility range. Leader-2 is dominated by Leader-1 and hence, its target vertex should not lie on the path to Leader-1. A similar argument applies for Leader-3 which is dominated by Leader-2. Fig. 2(c) shows the positions of the robots after the next epoch. All the Leaders are now stuck and have to transfer their Leadership. The result of that is shown in Fig. 2(d). Leader-2 has no possible target vertices and has to transfer its leadership again. Leader-3 is dominated by Leader-2. In the next epoch shown in Fig. 2(e), Leader-1 and Leader-3 make a move. Leader-2 is at its Door. In the next epoch, Leader-2 goes into *Finished* state. Similarly, in the next epoch, Leader-1, and Leader-3 transfer their leaderships which is shown in Fig. 2(f). Leader-3 makes one final move in Fig. 2(g).

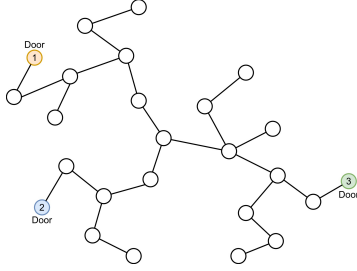
The pseudocode of the algorithm for multiple Doors is presented in Algorithm 2 (MULTIND).

## 4.2 Analysis of the MULTIND Algorithm

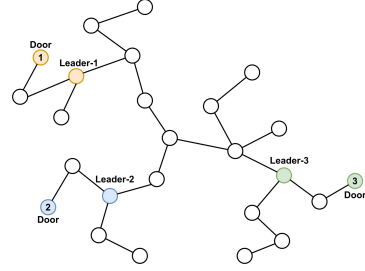
**Lemma 4.** *A Leader robot always moves to and occupies free vertices.*

*Proof.* Since the robots have a visibility range of 5 hops, a Leader robot can choose a target vertex such that none of its neighboring vertices are occupied by a robot that is not a Leader. Next, using contradiction, we show that two Leaders do not occupy adjacent vertices. Assume that two Leader robots occupy adjacent vertices. Since the robots can only move two hops in a round, the two Leader robots were within the visibility range of each other before performing their MOVE operation. Consider the following cases.

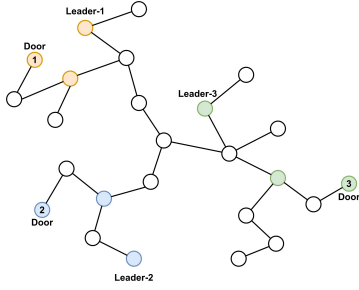
*Case 1 (Two Leader robots are two hops away from each other):* According to the rules, one of the robots gets dominated and the dominated robot chooses its target such that any path to the target and the path



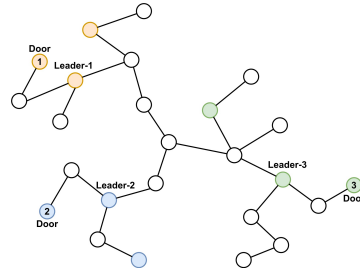
(a) Location of the Doors and initial setting.



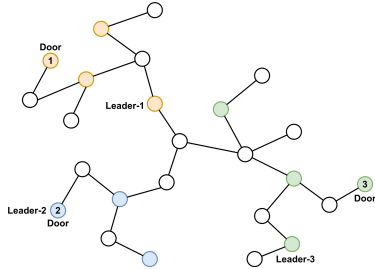
(b) All the Leaders make a move.



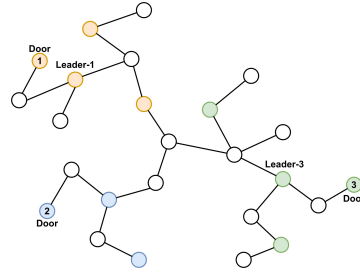
(c) Leader-2 and Leader-3 avoid moving toward their dominating robot.



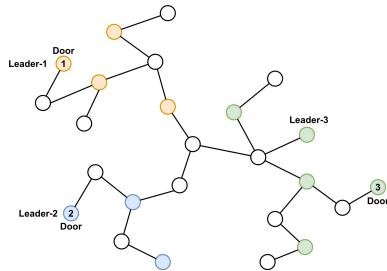
(d) Leadership transfer occurs.



(e) Leader-1 and Leader-3 make a move. Leader-3 avoids moving toward Leader-1.



(f) Leadership transfer occurs.



(g) Leader-3 makes one final move.

Figure 2: An example execution of the MULTIND algorithm

---

**Algorithm 2** MULTIND

---

```
1: if  $r.State$  is Follower then
2:   if  $r.NextTarget.One$  is not set then
3:     if  $r.Predecessor$  shows DIR color then
4:       Store the shown DIR as  $r.NextTarget.One$ 
5:     else if  $r.Predecessor$  shows DIR color  $\Delta$  then
6:        $r$  switches to Leader state
7:     end if
8:   else
9:     if  $r.Color$  is not set to CONF then
10:      if  $r.Entry$  is not set then
11:        Set  $r.Color$  to CONF
12:      else if  $r.Entry$  is occupied &  $r.Successor$  has light set to CONF then
13:        Set  $r.Color$  to CONF2
14:      else if  $r.Entry$  is occupied &  $r.Successor$  has light set to CONF2 then
15:        Set  $r.Color$  to match  $r.Target.Two$ 
16:      else if  $r.Entry$  is occupied &  $r.Successor$  has light set to CONF2 then
17:        Set  $r.Color$  to CONF
18:      end if
19:    else
20:      if  $r.Predecessor$  shows CONF2 color then
21:        Set  $r.Color$  to CONF2
22:      end if
23:    end if
24:  end if
25:  if  $r.NextTarget.Two$  is not set then
26:    if  $r.Color$  is set to CONF2 and  $r.Predecessor$  shows a DIR color then
27:      Store shown DIR color as  $r.NextTarget.Two$ 
28:    end if
29:  else
30:    if  $r.Color$  is not set to CONF2 then
31:      Set  $r.Color$  to CONF2
32:    else if  $r.Target$  is unoccupied then
33:       $r$  sets  $r.Color$  to MOV
34:       $r$  moves to  $r.Target$  and
35:       $r$  sets  $r.Color$  to match  $r.NextTarget.One$ 
36:       $r$  sets  $r.Target$  to  $r.NextTarget$ 
37:    else if  $r.Predecessor$  shows CONF2 color then
38:      Clear  $r.NextTarget.One$  and  $r.NextTarget.Two$ 
39:      Set  $r.Color$  to CONF2
40:    end if
41:  end if
42: end if
```

---

---

```

43: if  $r.State$  is Leader then
44:   if  $r.Target$  is not set then
45:     if  $r.Entry$  is set and  $r.Successor$  has light set to CONF C then
46:        $r$  sets  $r.Target$  according to given rules
47:        $r$  sets  $r.Color$  to match  $r.Target.One$ 
48:     end if
49:     if  $r.Target$  is not set then (no free vertex found according to given rules)
50:        $r$  sets DIR color  $\Delta$  and switches to Finished state
51:     end if
52:   else
53:     if  $r.Successor$  has light set to CONF then
54:       Set  $r.Color$  to CONF C
55:     else if  $r.Successor$  has light set to CONF C then
56:       Set  $r.Color$  to match  $r.Target.Two$ 
57:     else if  $r.Successor$  has light set to CONF2 then
58:        $r$  sets  $r.Color$  to MOV
59:        $r$  moves to  $r.Target$ 
60:        $r$  clears  $r.Target$ 
61:        $r$  sets  $r.Color$  to WAIT- $i$  (WAIT color corresponding to its Door)
62:     end if
63:   end if
64: end if
65: if  $r.State$  is None then
66:    $r$  sets  $r.Target$  to the vertex 2 hops away
67:   if  $r$  does not find any robot within a distance of 2 hops then
68:      $r$  becomes the Leader
69:      $r$  sets  $r.Color$  to MOV
70:      $r$  moves to  $r.Target$ 
71:      $r$  clears  $r.Target$ 
72:      $r$  sets  $r.Color$  to WAIT- $i$  (WAIT color corresponding to its Door)
73:   else
74:      $r$  becomes a Follower
75:   end if
76: end if

```

---

to the dominating robot have no vertices in common. Hence, the robots cannot choose target vertices such that they are adjacent.

*Case 2 (Two Leader robots are more than two hops away from each other):* One of the robots  $r_1$  gets dominated by the other  $r_2$ . According to the rules,  $r_1$  chooses a target that does not lie on any path connecting  $r_1$  and  $r_2$ . Hence, the robots cannot choose target vertices such that they are adjacent.  $\square$

**Lemma 5.** *The Robots do not collide.*

*Proof.* The proof for collision avoidance within a chain is the same as Lemma 2 for a single Door case. In the *Look* phase of the robots, if a Leader robot encounters another Leader robot within its visibility range, one of the robots gets dominated and will choose a target such that it does not lie on any path (of maximum length of 5 hops) connecting the two Leader robots. Thus, any two Leader robots avoid collision with each other. A Leader robot avoids collision with robots in another chain by avoiding cutting through a chain. We will prove this by contradiction. Let the current vertex occupied by the Leader robot be  $v_0$ , its target vertex be  $v_2$  and the vertex between these two be  $v_1$ . If  $v_1$  is part of another chain of robots, then it will have at least two of its neighboring vertices (other than  $v_0$ ) occupied by active robots. In this case, the Leader will avoid choosing  $v_2$  as its target due to the rules for choosing a new target vertex and hence, avoids collision with robots in another chain.  $\square$

**Lemma 6.** *No two robots in the Finished state occupy adjacent vertices, i.e., when all the robots are in the Finished state, including the robots at a Door, the vertices occupied by all the robots form an independent set. Further, the vertices of a connected graph filled by MULTIND form an MIS.*

*Proof.* A robot goes into the Finished state only after becoming a Leader. According to Lemma 4, a Leader only moves to and occupies free vertices. Hence, when a robot enters the Finished state, none of the vertices adjacent to it are occupied. The maximality of the independent set follows from Lemma 3.  $\square$

**Theorem 3.** *Let  $G$  be a connected graph  $G$  with  $k$  Doors. Algorithm MULTIND fills an MIS of vertices of  $G$  under an SSYNC scheduler, without collisions, by mobile luminous robots having the following capabilities: visibility range of 5 hops, persistent storage of  $O(\log(\Delta + k))$  bits, and  $\Delta + k + 5$  colors, including the color when the light is off.*

*Proof.* By Lemma 5 and Lemma 6, the filled vertices in  $G$  form a MIS and the filling is done without collisions. The robots require  $O(\log \Delta + k)$  bits of memory to store the following: *State* (4 states: 2 bits), *Target* (directions to the target vertex:  $2\lceil \log \Delta \rceil + \lceil \log k \rceil$  bits), *NextTarget* (directions to the vertex to which the robot has to move after the *Target* vertex is reached:  $2\lceil \log \Delta \rceil$  bits).

The colors used by the robots are  $\Delta$  colors to show the directions to the target of the robot, including the special color  $\Delta$  to switch to the Finished state. There are  $k$  numbers of WAIT colors - one for each Door. There are three additional colors (CONF, CONF1, and CONF2) for confirming that the robot saw the signaled direction and confirmations of the predecessor or the successor, one color MOV used during the movement, and the OFF color.  $\square$

Now we analyze the time complexity of the algorithm in terms of epochs.

**Theorem 4.** *The algorithm MULTIND runs in  $O(n^2)$  epochs.*

*Proof.* In the worst-case scenario, only one of the  $k$  Leader robots is free to move. This resembles the situation where there is only one Door. Accordingly, from Theorem 1 the algorithm MULTIND solves the *MIS Filling problem* in a graph with multiple Doors in  $O(n^2)$  epochs.  $\square$

## 5 Conclusion

In this paper, we presented and analyzed two algorithms for solving two flavors of the problem of filling a maximal independent set of vertices in an arbitrary connected graph using luminous mobile robots.

The first method is the IND algorithm for graphs with a single Door under an asynchronous scheduler. It uses robots having the following capabilities: 3 hops of visibility range,  $\Delta + 6$  number of colors, and  $O(\log \Delta)$  bits of persistent storage and solves the problem in  $O(n^2)$  epochs.

The second method we presented is MULTIND and solves the problem in graphs with  $k$  ( $> 1$ ) Doors. The solution works under a semi-synchronous scheduler using robots with 5 hops of visibility range,  $\Delta + k + 6$  number of colors and having  $O(\log(\Delta + k))$  bits of persistent storage, completing in  $O(n^2)$  epochs.

## References

- [1] Augustine, J., Moses Jr, W.K.: Dispersion of mobile robots: A study of memory-time trade-offs. In: Proceedings of the 19th International Conference on Distributed Computing and Networking. pp. 1–10 (2018)
- [2] Bonnet, F., Milani, A., Potop-Butucaru, M., Tixeuil, S.: Asynchronous exclusive perpetual grid exploration without sense of direction. In: International Conference On Principles Of Distributed Systems. pp. 251–265. Springer (2011)
- [3] Bose, K., Kundu, M.K., Adhikary, R., Sau, B.: Arbitrary pattern formation by asynchronous opaque robots with lights. Theoretical Computer Science (2020)
- [4] Brandt, S., Uitto, J., Wattenhofer, R.: A tight lower bound for semi-synchronous collaborative grid exploration. Distributed Computing 33(6), 471–484 (2020)
- [5] d’Angelo, G., Di Stefano, G., Klasing, R., Navarra, A.: Gathering of robots on anonymous grids and trees without multiplicity detection. Theoretical Computer Science 610, 158–168 (2016)
- [6] Défago, X., Potop-Butucaru, M., Raipin-Parvédy, P.: Self-stabilizing gathering of mobile robots under crash or byzantine faults. Distributed Computing 33(5), 393–421 (2020)
- [7] Devismes, S., Lamani, A., Petit, F., Raymond, P., Tixeuil, S.: Optimal grid exploration by asynchronous oblivious robots. In: Symposium on Self-Stabilizing Systems. pp. 64–76. Springer (2012)
- [8] Di Luna, G., Dobrev, S., Flocchini, P., Santoro, N.: Distributed exploration of dynamic rings. Distributed Computing 33(1), 41–67 (2020)
- [9] Hideg, A., Lukovszki, T.: Asynchronous filling by myopic luminous robots. In: International Symposium on Algorithms and Experiments for Sensor Systems, Wireless Networks and Distributed Robotics. pp. 108–123. Springer (2020)
- [10] Hideg, A., Lukovszki, T., Forstner, B.: Filling arbitrary connected areas by silent robots with minimum visibility range. In: International Symposium on Algorithms and Experiments for Sensor Systems, Wireless Networks and Distributed Robotics. pp. 193–205. Springer (2018)
- [11] Hsiang, T.R., Arkin, E.M., Bender, M.A., Fekete, S.P., Mitchell, J.S.: Algorithms for rapidly dispersing robot swarms in unknown environments. In: Algorithmic Foundations of Robotics V, pp. 77–93. Springer (2004)
- [12] Kamei, S., Tixeuil, S.: An asynchronous maximum independent set algorithm by myopic luminous robots on grids. CoRR abs/2012.03399 (2020), <https://arxiv.org/abs/2012.03399>
- [13] Kshemkalyani, A.D., Ali, F.: Efficient dispersion of mobile robots on graphs. In: Proceedings of the 20th International Conference on Distributed Computing and Networking. pp. 218–227 (2019)
- [14] Kshemkalyani, A.D., Molla, A.R., Sharma, G.: Dispersion of mobile robots in the global communication model. In: Proceedings of the 21st International Conference on Distributed Computing and Networking. pp. 1–10 (2020)