
Semi-Supervised Learning with Multi-Head Co-Training

Mingcai Chen¹, Yuntao Du¹, Yi Zhang¹, Shuwei Qian¹, Chongjun Wang^{2*}

State Key Laboratory for Novel Software Technology at Nanjing University
Nanjing University, Nanjing 210023, China

¹{chenmc, duyuntao, njuzhangy, QianSW}@smail.nju.edu.cn,

²chjwang@nju.edu.cn

Abstract

Co-training, extended from self-training, is one of the frameworks for semi-supervised learning. It works at the cost of training extra classifiers, where the algorithm should be delicately designed to prevent individual classifiers from collapsing into each other. In this paper, we present a simple and efficient co-training algorithm, named Multi-Head Co-Training, for semi-supervised image classification. By integrating base learners into a multi-head structure, the model is in a minimal amount of extra parameters. Every classification head in the unified model interacts with its peers through a “Weak and Strong Augmentation” strategy, achieving single-view co-training without promoting diversity explicitly. The effectiveness of Multi-Head Co-Training is demonstrated in an empirical study on standard semi-supervised learning benchmarks.

1 Introduction

Benefiting from the rich data sources and growing computing power in the last decade, the field of machine learning has been thriving drastically. The advent of public datasets with a big amount of high-quality labels have further spawned many successful deep learning methods [1, 2, 3, 4]. However, there could be various difficulties for obtaining label information, such as privacy, labor costs, safety or ethic issues, and requirement of domain experts [5, 6, 7]. All of these impel us to find a way of bringing unlabeled data into full play. Semi-Supervised Learning (SSL) is a branch of machine learning which seeks to address the problem [6, 8, 9, 10]. It utilizes both labeled and unlabeled data to improve performance (usually assume these two come from the same distribution and the former is in a much smaller quantity). The field of SSL encompasses a broad spectrum of methods, such as consistency regularization and entropy minimization [11, 12].

As one of the earliest and most popular SSL frameworks, self-training works by iteratively re-training the model using pseudo-labels obtained from itself [13, 14, 15, 16]. Despite being simple and having the awareness of the target task (further discussed in Section 2), self-training underperforms due to the “confirmation bias” or “error accumulation”. It means that confident but wrong predictions would be selected as pseudo-labels, resulting in the model fitting on the error [17].

As an extension of self-training, co-training lets multiple individual models iteratively learn from each other [18, 19]. In the early multi-view co-training setting [20], there should be a natural split of features and several conditions should be met (further discussed in Section 2). Later studies gradually reveal that co-training can also be successful in the single-view setting [19, 21, 22, 23, 24]. Despite being feasible, the single-view co-training framework has received relatively little attention recently. We attribute it to (a) the extra computing cost (at least twice of its self-training counterpart)

*Corresponding authors

and (b) the loss in simplicity, i.e., more design choices and hyper-parameters to keeping individual classifiers uncorrelated. In this paper, we attempt to address these. Following previous studies and combining recent developments [14, 25, 26, 27], we propose Multi-Head Co-Training. The main contributions are as follows:

- By replacing multiple individual models with a shared module followed by multiple classification heads, the model is in a minimal amount of extra parameters. Furthermore, combining the “Weak and Strong Augmentation” strategy, our method achieves co-training without explicitly promoting diversity.
- Experimentally, we show that Multi-Head Co-Training obtains state-of-the-art results on multiple datasets, namely CIFAR-10, CIFAR-100, SVHN. For example, Multi-Head Co-Training reaches an error rate of 3.84% on CIFAR-10 with 4000 labeled examples.
- We further systematically study the components of Multi-Head Co-Training and analyze the calibration of SSL methods.

2 Related work

In this section, we concentrate on relevant studies to set the stage for Multi-Head Co-Training. More detailed and extensive surveys on SSL can be found in [9, 10, 28, 18, 5, 29].

The basic assumptions in SSL are the smoothness assumption and low-density assumption. The smoothness assumption states that, if two or more data points are close in the sample space, they should belong to the same class. Similarly, the low-density assumption states that, the decision boundary for a classification model shouldn’t pass the high density region of sample space. These assumptions are intuitive in vision tasks because an image with small noise is still semantically identical to the original one. A dominant paradigm in SSL is grounded on these assumptions. From this point of view, various ways of making use of unlabeled data, including consistency regularization, entropy minimization, perturbation-based methods, self-training, and co-training, are similar in essence.

Consistency regularization constrains the model to make consistent predictions across the same example under variants of noises. In a general form,

$$D[q(y | x), p(y | x')] \tag{1}$$

where q and p are the modeled distributions. Different notations are used here indicating that they could come from different models. The target example is denoted as x and its noisy counterpart is denoted as x' . $D(\cdot, \cdot)$ can be any distance measurement, such as KL divergence or mean square error. SSL methods falling into this category differ in the source of noise, models for two distributions, and the distance measurement. For example, VAT [30] generates noise in an adversarial direction in which the model’s output is most sensitive. Laine & Aila [31] propose Π -Model and Temporal Ensembling. Π -Model performs Gaussian noise, dropout, horizontal flips, and random translations to augment images. Temporal Ensembling further ensembles prior network evaluations to encourage consistent predictions. Mean Teacher [32] maintains an Exponential Moving Average (EMA) of model’s parameters instead of predictions. ICT [33] applies consistency regularization between prediction of interpolation of unlabeled points and the interpolation of the predictions at those points. UDA [34] replaces the traditional data augmentation with unsupervised data augmentation.

Self-training² favors low-density separation by using model’s own predictions as pseudo-labels. Lee proposes Pseudo-Labeling [13] which picks the most confident predictions as hard (one-hot) pseudo-labels. Apart from that, the method also uses auto-encoder and dropout as regularization. MixMatch [14] uses the average of predictions on the image under multiple augmentations as the soft pseudo-label. Furthermore, Mixup [35], as a regularizer, is used to mix labeled data and unlabeled data. ReMixMatch [15] improves MixMatch by introducing other regularization techniques and a modified version of AutoAugment [36]. FixMatch [25] finds an effective combination of image augmentation techniques and pseudo-labeling. One of the reasons for the popularity of self-training

²In the field of SSL, the terminology “self-training” overlaps with “self-learning”, “pseudo-labeling”, and “self-labeling”. Among these, “pseudo-labeling” refers to training model incrementally instead of re-training in every iteration. For illustration, we use “self-training” throughout this paper, referring to a broad category of methods.

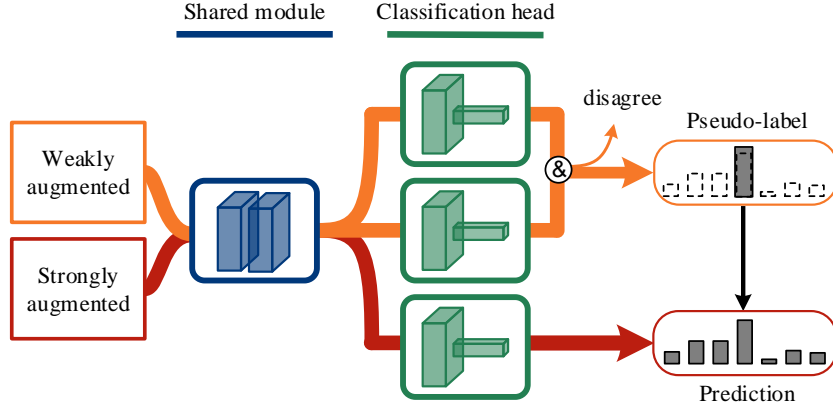


Figure 1: Diagram of Multi-Head Co-Training with three heads. Images fed into a shared module (blue box) followed by three classification heads (green boxes). Among them, weakly augmented images (orange lines) are for pseudo-labeling. The pseudo-labels are to guide the predictions on strongly augmented examples (red line). Here, pseudo-labels for the bottom head are generated and selected according to the other two heads’ predicted classes on the weakly augmentation images. *Note that only the co-training process of the bottom head is shown here.* The weakly and strongly augmented images are in fact simultaneously fed into all three heads for their training.

is its simplicity. Another important but rarely mentioned factor is its awareness of the task of interest. Although some other unsupervised constraints may help build more universal representations, it has been shown that self-training can align to the task of interest well and benefit model in a more secure way [37]. However, conformation bias, where the prediction mistakes would accumulate during the training process, damages the performance of self-training.

Co-training, as an extension of self-training, alleviates the problem of conformation bias. In co-training, two or more models are separately trained by others’ predictions. In the original form [20], two individual classifiers are trained on two views. What’s more, the proposed co-training algorithm requires the “sufficiency and independence” assumptions hold, i.e., two views should be sufficient to perform accurate prediction and be conditionally independent given the class. Nevertheless, later studies show that weak independence [22, 23] or even single-view data [19, 24] is enough for a successful co-training algorithm. Several studies attempt to split the single-view data [23, 38], and some further approach a pure single-view setting by introducing diversity among the classifiers otherwise [39, 40, 41, 42, 43].

3 Multi-Head Co-Training

In this section, we introduce the details of Multi-Head Co-Training. Formally, for a C -class classification problem, SSL aims to model a class distribution $p(y | x)$ for input x utilizing both labeled and unlabeled data. In Multi-Head Co-Training, the parametric model consists of a shared module f and multiple classification heads g_m ($m \in \{1, \dots, M\}$) with the same structure. Let $p_m(y | x) = g_m(f(x))$ represent the predicted class distribution produced by f and g_m . All classification heads are updated using the examples pseudo-labelled by other heads’ outputs (introduced in Section 3.1). Apart from that, following the principle of recent successful SSL algorithms, this method utilizes image augmentation techniques to employ a “Weak and Strong Augmentation” strategy. It uses predictions on weakly augmented images, which are relatively more accurate, to correct the predictions on strongly augmented images. The weak and strong augmentation function are denoted as $Aug_w(\cdot)$ and $Aug_s(\cdot)$ respectively and introduced in Section 3.2. The diagram of Multi-Head Co-Training with three heads is shown in Figure 1.

3.1 The multi-head structure

In every training iteration of Multi-Head Co-Training, a batch of labeled examples $\mathcal{D}_l = \{(x_b, y_b); b \in (1, \dots, B_l)\}$ and a batch of unlabeled examples $\mathcal{D}_u = \{(u_b); b \in (1, \dots, B_u)\}$ are

randomly sampled from the labeled and unlabeled dataset respectively. For supervised training, the parameters in the shared module f and all heads g_m ($m \in \{1, \dots, M\}$) are updated to minimize the cross-entropy loss between predictions and true labels, i.e.,

$$\mathcal{L}_l = \frac{1}{B_l} \sum_{b=1}^{B_l} \sum_{m=1}^M \mathbf{H}(y_b, p_m(y | \hat{x}_b)) \quad (2)$$

where $\mathbf{H}(\cdot, \cdot)$ represents the cross-entropy loss function and $\hat{x}_b = Aug_w(x_b)$ is the weakly augmented labeled example.

For co-training, every head interacts with its peers through pseudo-labels on unlabeled data. To obtain reliable predictions for pseudo-labeling, weakly augmented unlabeled examples $\hat{u}_b = Aug_w(u_b)$ first pass through the shared module and all heads simultaneously,

$$q_{b,m} = \arg \max_c p_m(y = c | \hat{u}_b) \quad (3)$$

where $\arg \max$ picks the class $c \in \{1, \dots, C\}$ with the maximal probability, i.e. the most confident predicted class $q_{b,m}$. To avoid conformation bias, pseudo-labels for each head depend on the predicted classes from other $M - 1$ heads,

$$\mathbb{Q}_{b,m} = \{q_{b,1}, \dots, q_{b,M}\} \setminus q_{b,m} \quad (4)$$

where \setminus is the set operation of removing element. The most frequently predicted class in multiset $\mathbb{Q}_{b,m}$ is the pseudo-label $\bar{q}_{b,m}$ for m -th head, and it is selected only when more than half heads agree on the prediction,

$$\begin{aligned} \bar{q}_{b,m} &= \arg \max_c \sum_{q \in \mathbb{Q}_{b,m}} [q = c] \\ \mathbb{1}_{b,m} &= [\sum_{q \in \mathbb{Q}_{b,m}} [q = \bar{q}_{b,m}] > \frac{M}{2}] \end{aligned} \quad (5)$$

where $[\cdot]$ refers to the Iverson brackets, defined to be 1 if the statement in it is true, otherwise 0. $\mathbb{1}_{b,m}$ indicates whether b -th pseudo-label is selected for m -th head. After the selection process, uncertain (less agreed) examples are filtered. In the meantime, strongly augmented unlabeled examples go through the shared module f and corresponding head g_m . The average cross-entropy then calculated:

$$\mathcal{L}_u = \frac{1}{M} \sum_{m=1}^M \frac{1}{\sum_{b=1}^{B_u} \mathbb{1}_{b,m}} \sum_{b=1}^{B_u} \mathbb{1}_{b,m} \mathbf{H}(\bar{q}_{b,m}, p_m(y | \tilde{u}_{b,m})) \quad (6)$$

where $\{(\tilde{u}_{b,m}); m \in (1, \dots, M)\}$ comes from M times of strong augmentation $Aug_s(\cdot)$. Note that the transformation function generates a differently augmented image every time. The supervised loss and self-supervised loss are added together as the total loss \mathcal{L} (weighted by a coefficient λ), i.e.,

$$\mathcal{L} = \mathcal{L}_l + \lambda \mathcal{L}_u \quad (7)$$

The algorithm proceeds until reaching fixed iterations (training details are illustrated in the supplementary material).

As discussed in Section 2, the quality of pseudo-labels and the diversity between individual classifiers are the two important things for a co-training algorithm to succeed. In our method, the diversity between heads inherently come from the randomness in the strong augmentation function (consequently, the unlabeled examples for each head are differently augmented, selected, and pseudo-labeled). Unique to co-training algorithms, diversity is promoted implicitly in Multi-Head Co-Training. In terms of the quality of pseudo-labels, ensemble predictions of other heads on weakly augmented examples are used for accurately pseudo-labeling and selecting (the effectiveness of these components is experimentally illustrated in Section 4.3).

3.2 The ‘‘Weak and Strong Augmentation’’ strategy

Due to the scarcity of labels, preventing overfitting, or in other words, improving the generalization ability is the core task of SSL. Data augmentation approaches such problem via expanding the size of training set, and thus plays an important role in SSL. In Multi-Head Co-Training, the weak

and strong augmentation function differ in the degree of image augmentation. The weak image transformation function $Aug_w(\cdot)$ applies random horizontal flip and random crop. Two augmentation techniques, namely RandAugment [26] and Cutout [27], constitute the strong transformation function $Aug_s(\cdot)$. In RandAugment, a given number of operations are randomly selected from a fixed set of geometric and photometric transformations, such as affine transformation, color adjustment. Then they are applied to images with given magnitude. Cutout randomly masks out square regions of images. Both of them are applied sequentially in the strong augmentation. It has been shown that unsupervised learning benefits from stronger data augmentation [44]. The same preference can also be extended to SSL. Thus, the setting of RandAugment follows the modified stronger version in FixMatch [25] and details are reported in the supplementary material.

The ‘‘Weak and Strong Augmentation’’ strategy, built in part on the recent development of image augmentation, is employed in some of the latest methods [25, 39]. It uses predictions on weakly augmented images, which are relatively more accurate, to correct the predictions on strongly augmented images. The idea behind this strategy is similar to several other SSL ideas in essence. For example, it can be seen as a consistency regularization between two perturbations. Or considering predictions on weakly augmented images as the teacher, it is similar to the ‘‘Teacher-Student’’ framework. The ‘‘Weak and Strong Augmentation’’ strategy presents good fit for the characteristics of SSL and can make use of image augmentation techniques. Therefore, we here discuss it and emphasize its prospects.

3.3 Exponential moving average

As a way to enforce smoothness, Exponential Moving Average (EMA) is a widely used technique in SSL. For example, Temporal Ensembling [31] uses it to ensemble previous model’s predictions. Mean Teacher [32] uses it to ensemble previous model’s parameters. In this paper, we maintain an EMA model for evaluation. Its parameters are updated every iteration using the training-time model’s parameters:

$$\bar{\theta} \leftarrow \alpha \bar{\theta} + (1 - \alpha)\theta \tag{8}$$

where $\bar{\theta}$ is the parameters of the EMA model. θ is the parameters of training-time model. α is the decay rate which controls how much the average model moves every time. During test-time, we simply ensemble all heads’ predictions of the EMA model by adding them together.

4 Experiments

The number and structure of heads in our framework can be arbitrary, but we set the head number as three and the head structure as the last block in Wide Residual Network (WRN) [3] in most of the experiments. The choice is the result of a trade-off between accuracy and efficiency (illustrated in Section 4.3.1). We test the effectiveness of Multi-Head Co-Training on standard SSL benchmarks in Section 4.1, Calibration of SSL is considered in Section 4.2. We then systematically study the components of Multi-Head Co-Training in Section 4.3.

4.1 Results

We benchmark the proposed method on experimental settings using CIFAR-10 [45], CIFAR-100 [45], and SVHN [46] as the standard practice. Different portions of labeled data ranging from 0.5% to 20% are experimented. For comparison, we consider the state-of-the-art methods, namely Π -Model [31], Pseudo-Label [13], Mean Teacher [32], VAT [30], MixMatch [14], ReMixMatch [15], FixMatch [25]. The results of these methods reported in this section are reproduced by [14, 15] using the same backbone and training protocol (except for the results of FixMatch are from its paper). The main criterion is error rate. In addition, due to the randomness in deep learning and the selection of labeled data, variance is also reported to make sure the results are statistically significant. Following the co-training strategy as described in Section 3, we use WRN [3] as backbone. The depth and widen factor of WRN are different for each dataset. We report the final performance of the EMA model. To update parameters, SGD with Nesterov momentum [47] is used, along with weight decay and cosine learning rate decay [48]. The detailed hyper-parameters are listed in the supplementary material.

Table 1: Error rates (mean±std over 5 runs) for CIFAR-10, CIFAR-100, and SVHN.

Method	CIFAR-10			CIFAR-100	SVHN		
	250 labels	1000 labels	4000 labels	10000 labels	250 labels	500 labels	1000 labels
II-Model	53.02±2.05	31.53±0.98	17.41±0.37	37.88±0.11	17.65±0.27	11.44±0.39	8.60±0.18
Pseudo-Label	49.98±1.17	30.91±1.73	16.21±0.11	36.21±0.19	21.16±0.88	14.35±0.37	10.19±0.41
VAT	36.03±2.82	18.68±0.40	11.05±0.31	-	8.41±1.01	7.44±0.79	5.98±0.21
Mean Teacher	47.32±4.71	17.32±4.00	10.36±0.25	35.83±0.24	6.45±2.43	3.82±0.17	3.75±0.10
MixMatch	11.08±0.87	7.75±0.32	6.24±0.06	28.31±0.33	3.78±0.26	3.27±0.31	3.27±0.31
ReMixMatch	6.27±0.34	5.73±0.16	5.14±0.04	23.03±0.56	3.10±0.50	-	2.83±0.30
FixMatch (RA)	5.07±0.65	-	4.26±0.05	22.60±0.12	2.48±0.38	-	2.28±0.11
FixMatch (CTA)	5.07±0.33	-	4.31±0.15	23.18±0.11	2.64±0.64	-	2.36±0.19
Ours	4.98±0.30	4.74±0.16	3.84±0.09	21.68±0.16	2.21±0.18	2.18±0.08	2.16±0.05

4.1.1 CIFAR-10, CIFAR-100

We first compare Multi-Head Co-Training to the state-of-the-art methods on CIFAR [45], which is one of the most commonly used image recognition datasets. The training set of CIFAR-10 consists of 50000 color images with a size of 32×32 in 10 object classes. We randomly choose 250-4000 from 50000 training images as labeled examples. Other images’ labels are thrown away. The backbone model used for this dataset is WRN 28-2 (extra heads are added). As shown in Table 1, Multi-Head Co-Training performs consistently better against the state-of-the-art methods. For example, it achieves an average error rate of 3.84% on CIFAR-10 with 4000 labeled images, compared favorably to the very recent state-of-the-art results.

In Table 1, we present the results of CIFAR-100 with 10000 labels. The training set of CIFAR-100 consists of 50000 color images with a size of 32×32 in 100 object classes. We randomly choose 10000 from 50000 training images as labeled examples and throw other’s label information. As the common practice in recent methods, WRN 28-8 is used to accommodate the harder task (more classes and each with fewer examples). We reduce the number of channels of the final block in WRN 28-8 from 512 to 256. By doing so, the model has a much smaller size. As shown in Table 2, the number of parameters is 19.9 million, about 3.5 million less than the vanilla WRN 28-8. Combining the results in Table 1, Multi-Head Co-Training achieves 21.68% error rate, having an improvement of 1.5% compared to the best results of previous methods with even a smaller model.

Table 2: Number of parameters of the original model and Multi-Head Co-Training with three heads.

Datasets	Original model	Ours
CIFAR-10, SVHN	1.4M (WRN 28-2)	3.7M
CIFAR-100	23.4M (WRN 28-8)	19.9M

4.1.2 SVHN

There are 73257 digit images for training, 26032 digit images for test in the SVHN dataset [46]. Similarly, we evaluate the accuracy of our method with a varying number of labels from 250 to 1000 (the extra training set of SVHN is not used). The image augmentation for SVHN are different because some operations are not suitable for digit images (e.g. horizontal flip for asymmetrical digit images). Details are illustrated in the supplementary material. The results of Multi-Head Co-Training and other methods are shown in Table 1. Multi-Head Co-Training outperforms other methods by a small margin.

4.2 Calibration of SSL

Real-world decision-making systems should indicate when they are likely to be incorrect. But modern neural networks are over-confident [49]. According to our observation, SSL models have poorer performance in terms of calibration due to entropy minimization and other similar constraints. However, in real-world applications, the challenges could appear simultaneously. For example, in one of the applications of SSL, medical diagnosis, control should be passed on to human experts

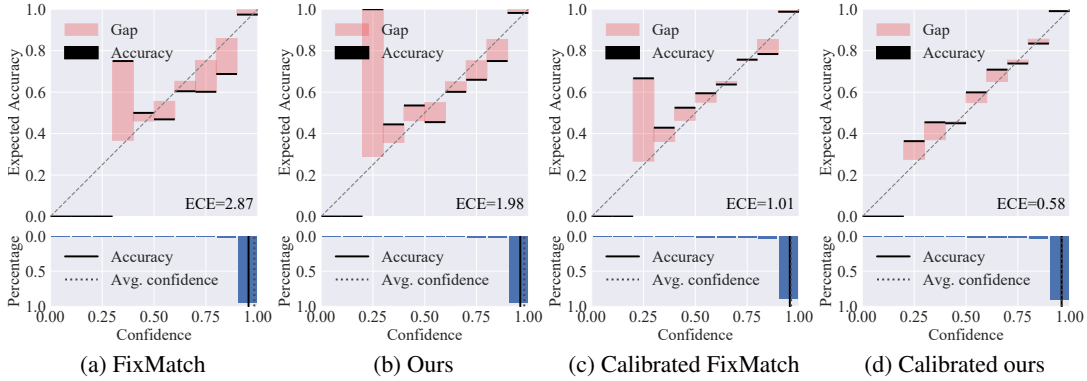


Figure 2: Reliability diagrams (top) and confidence histograms (bottom).³ The models are trained on CIFAR-10 with 4000 labels and their predictions on the test set are grouped into 10 interval bins (horizontal axis). The true accuracy, the expected accuracy and the gap between them of each bin is presented in the reliability diagram. The percentage of examples falls into each bin is presented in the confidence histogram, in which the accuracy and average confidence are indicated by the solid line and the dashed line respectively.

when the confidence of automatic diagnosis is low. In such scenarios, a well-calibrated SSL model is needed. To the best of our knowledge, these two problems have hitherto been studied independently.

We analyze FixMatch, as one of the typical SSL methods, and Multi-Head Co-Training on CIFAR-10 with 4000 labels from the perspective of model calibration. Several common calibration indicators are used, namely Expected Calibration Error (ECE), confidence histogram, and reliability diagram (illustrated in the supplementary material). As shown in Figure 2a, FixMatch has an average confidence of 98.6% but only 95.6% accuracy, producing over-confident results with an ECE value of 2.87. In Figure 2b, we show the results of Multi-Head Co-Training. Although our method produces over-confident predictions, the ECE value is smaller, indicating better probability estimation. Another interesting we find is that although EMA brings accurate predictions (see Section 4.3), it hurts the calibration of model (discussed in the supplementary material).

To further investigate, we apply a simple calibration technique called “temperature scaling” [49] (illustrated in the supplementary material). From the calibrated results in Figure 2c and Figure 2d, it can be seen that the miscalibration phenomenon of networks is remedied after calibration. The ECE value of calibrated FixMatch is improved to 1.01. Multi-Head Co-Training’s reliability diagrams closely recovers the desired diagonal function with a low ECE value of 0.58. It can be concluded that Multi-Head Co-Training produces good probability estimates naturally and can be better calibrated with simple techniques. We attribute it to the multi-head structure. On the one hand, it acts as a regularizer reducing the risk of overfitting. On the other hand, ensembling of three heads during test introduce smoothness to predictions.

4.3 Ablation study

This section presents an ablation study to measure the contribution of different components of Multi-Head Co-Training. The results of WRN 28-2 backbone on CIFAR-10 with 4000 labels (same as used in Section 4.1.1) are reported. Specifically, we measure the effect of

- (i) Multi-Head Co-Training with only one head. Pseudo-labels are generated from its own predictions and selected by a confidence threshold.
- (ii) Multi-Head Co-Training with three heads trained by themselves. Pseudo-labels for every head are generated from its own predictions and selected by a confidence threshold.
- (iii) Multi-Head Co-Training with one strong augmentation. Strong augmentation is only performed once and all three heads are feed with the same.

³Draw with the code in <https://github.com/hollance/reliability-diagrams>.

Table 3: Ablation experiments. The models are trained on CIFAR-10 with 4000 labels. The average error rate of individual heads and their ensemble both reported.

Ablation	Individual head	Ensemble
Multi-Head Co-Training	4.22	3.84
Multi-Head Co-Training w/ one head	4.43	4.43
Multi-Head Co-Training w/ three heads trained by themselves	5.66	5.32
Multi-Head Co-Training w/ one strong augmentation	4.45	4.03
Multi-Head Co-Training w/ same heads' initialization	4.28	3.86

(iv) Multi-Head Co-Training with three heads with the same initialization.

We first set Multi-Head Co-Training’s self-training counterpart as described at (i) as a baseline. It has the same backbone and hype-parameters but with only one head. In addition, it has an extra confidence threshold of 0.95 to select pseudo-labels. It can be observed from Table 3 that Multi-Head Co-Training, as a co-training algorithm, first shows its effectiveness by outperforming this self-training baseline.

Promoting diversity between individual models is critical to the success of the co-training framework. Otherwise, they would produce too similar predictions, and thus co-training degenerates into self-training. Other single-view co-training methods create diversity mainly in several ways, including automatic view splitting [23, 38], using different individual classifiers or individual classifiers with different structures [40, 41, 42, 43]. *Unique to a co-training algorithm, Multi-Head Co-Training doesn’t promote diversity explicitly.* The diversity between heads inherently come from the randomness in parameter initialization and augmentation function (consequently, examples selected for each head are different). To study the impact of them, we remove each source of diversity at (iii) and (iv) respectively. As shown in Table 3, the accuracy drop more when differently augmented images are missing. Moreover, the individual heads’ error rate is almost the same as the self-training baseline (i). This shows the important role strong augmentation plays in Multi-Head Co-Training. As a regularizer, data augmentation is considered to confine learning to a subset of the hypothesis space [17]. We believe multiple strong augmentation confines classification heads of Multi-Head Co-Training in different subsets of the hypothesis space and thus, keeping them uncorrelated. When there is no source of diversity, Multi-Head Co-Training collapses into self-training and blindly uses all predictions as pseudo-labels. In this case, the model doesn’t converge and the accuracy stop growing in the early training stage.

The performance improvements of our method partly come from ensembling. To observe, we expand two heads upon (i) at (ii) and let all three classification heads trained by their own predictions. From Table 3, the extra heads instead damage the final performance. We remark that it’s because of the lack of interaction between heads hinder the shared module from learning a uniform representation. It is another evidence that the stochastic strong augmentation provides diversity. By comparing the average error rate of individual head and that of ensemble in Table 3, it can be inferred that ensembling partly contributes to the performance gain of Multi-Head Co-Training.

4.3.1 The number and structure of heads

One main difference between Multi-Head Co-Training and other SSL methods is the multi-head structure. The structure brings many benefits. Firstly, it naturally produces multiple uncorrelated predictions for each example and, in the meantime, regularize the feature representation the shared module learns. Secondly, pseudo-labels coming from the ensemble predictions on weakly augmented examples are more reliable. Thirdly, the number of parameters is much smaller because base learners share a module. Based on WRN [3], we experimentally find a both accurate and efficient structure. Specifically, we experiment Multi-Head Co-Training with different number of heads and different head structures in this section. Considering that it’s impractical to search all combinations, WRN 28-2 backbone on CIFAR-10 with 4000 labels is studied. The head structure is fixed when we attempt to find the optimal number of heads. Similarly, the number of heads is fixed when we attempt to find the optimal head structure.

We first test Multi-Head Co-Training with 1-7 heads while fixing the structure of head as the last block in WRN 28-2. For consistency, when the number of heads is 1 or 2, i.e. the pseudo-labels come

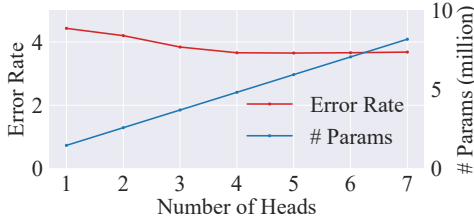


Figure 3: The difference brought by different number of heads. The error rate and number of parameters are shown.

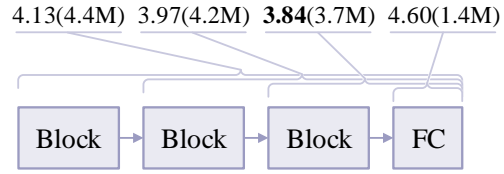


Figure 4: The difference brought by different structures of heads. The error rate and the number of parameters are shown respectfully.

from only one head’s predictions, a threshold of 0.95 is used for selecting. As shown in Figure 3, with more heads, better performance can be obtained, but the accuracy growth slows down. The structures with more heads are not considered because the gain becomes insignificant with the increasing of number of heads.

In terms of the head structure, the most important thing is finding the balance point between the size of the shared module and the size of the head. As shown in Figure 4, the best performance is observed when the heads have the structure of one block and one fully connected layer and the shared module has the structure of one convolutional layer and two blocks. Whether increase or decrease the size of the heads would damage performance. Our explanation is that if the shared module is too big and heads are too small, the heads would have relatively weak expressive power. Thus, they are not capable of making diverse predictions. If the shared module is too smaller and heads are too big, the heads would easily fit pseudo-labels, and again, not capable of making diverse predictions (we notice that there is a similar pattern in multi-task learning [50]).

Considering our main purpose of developing an effective co-training algorithm, we set the number of heads as three and the head as one block in our experiments. Compared to the self-training counterpart, it only has roughly 164% more parameters and 20% more training time. Without the multi-head structure, it has roughly 300% more parameters and 80% more training time (training time analysis is in the supplementary material).

5 Conclusion

The field of SSL encompasses a broad spectrum of algorithms. However, co-training framework receives little attention recently because of the diversity criterion, extra computing cost, and design choices. Multi-Head Co-Training pointedly addresses these. It achieves single-view co-training by integrating the whole framework into one multi-head structure and utilizing the most recent SSL techniques. As a result, the proposed method is in a minimal amount of both parameters and hyper-parameters and doesn’t need extra effort to promote diversity. We present systematic experiments to show that Multi-Head Co-Training is a successful co-training framework and outperforms state-of-the-art methods. However, our method is to be further verified by larger-scale studies, e.g. bigger datasets on more network structures. Besides, the “Weak and Strong Augmentation” strategy is only for vision tasks. As a general framework, modality-agnostic data augmentation should be designed so that it can be widely used. We leave these for future work.

In the field of deep learning, it’s hard for manpower to keep pace with the growing trend towards bigger real-world dataset. Extracting information from unlabeled data is an inevitable path. The co-training framework has developed over the years, with already many theoretical and empirical studies, and is suitable for such task. Our strong empirical results suggest that it is possible to scale co-training to more realistic SSL settings.

6 Acknowledgements

This paper is supported by the National Key Research and Development Program of China (Grant No. 2018YFB1403400), the National Natural Science Foundation of China (Grant No. 61876080), the Key Research and Development Program of Jiangsu (Grant No. BE2019105), the Collaborative Innovation Center of Novel Software Technology and Industrialization at Nanjing University.

References

- [1] Jia Deng, Wei Dong, Richard Socher, Li-Jia Li, Kai Li, and Li Fei-Fei. Imagenet: A large-scale hierarchical image database. In *2009 IEEE conference on computer vision and pattern recognition*, pages 248–255. Ieee, 2009.
- [2] Kaiming He, Xiangyu Zhang, Shaoqing Ren, and Jian Sun. Deep residual learning for image recognition. In *Proceedings of the IEEE conference on computer vision and pattern recognition*, pages 770–778, 2016.
- [3] Sergey Zagoruyko and Nikos Komodakis. Wide residual networks. *arXiv preprint arXiv:1605.07146*, 2016.
- [4] Alex Krizhevsky, Ilya Sutskever, and Geoffrey E Hinton. Imagenet classification with deep convolutional neural networks. *Advances in neural information processing systems*, 25:1097–1105, 2012.
- [5] Zhi-Hua Zhou. A brief introduction to weakly supervised learning. *National science review*, 5(1):44–53, 2018.
- [6] Olivier Chapelle, Bernhard Scholkopf, and Alexander Zien. *Semi-Supervised Learning*. The MIT Press, 1st edition, 2010.
- [7] Dhruv Mahajan, Ross Girshick, Vignesh Ramanathan, Kaiming He, Manohar Paluri, Yixuan Li, Ashwin Bharambe, and Laurens Van Der Maaten. Exploring the limits of weakly supervised pretraining. In *Proceedings of the European Conference on Computer Vision (ECCV)*, pages 181–196, 2018.
- [8] Olivier Chapelle, Mingmin Chi, and Alexander Zien. A continuation method for semi-supervised svms. In *Proceedings of the 23rd international conference on Machine learning*, pages 185–192, 2006.
- [9] V Jothi Prakash and Dr LM Nithya. A survey on semi-supervised learning techniques. *arXiv preprint arXiv:1402.4645*, 2014.
- [10] Jesper E Van Engelen and Holger H Hoos. A survey on semi-supervised learning. *Machine Learning*, 109(2):373–440, 2020.
- [11] Yves Grandvalet and Yoshua Bengio. Semi-supervised learning by entropy minimization. In *CAP*, pages 281–296, 2005.
- [12] Ben Athiwaratkun, Marc Finzi, Pavel Izmailov, and Andrew Gordon Wilson. There are many consistent explanations of unlabeled data: Why you should average. *arXiv preprint arXiv:1806.05594*, 2018.
- [13] Dong-Hyun Lee. Pseudo-label: The simple and efficient semi-supervised learning method for deep neural networks. In *Workshop on challenges in representation learning, ICML*, volume 3, 2013.
- [14] David Berthelot, Nicholas Carlini, Ian Goodfellow, Nicolas Papernot, Avital Oliver, and Colin Raffel. Mixmatch: A holistic approach to semi-supervised learning. *arXiv preprint arXiv:1905.02249*, 2019.
- [15] David Berthelot, Nicholas Carlini, Ekin D Cubuk, Alex Kurakin, Kihyuk Sohn, Han Zhang, and Colin Raffel. Remixmatch: Semi-supervised learning with distribution alignment and augmentation anchoring. *arXiv preprint arXiv:1911.09785*, 2019.
- [16] Geoffrey J McLachlan. Iterative reclassification procedure for constructing an asymptotically optimal rule of allocation in discriminant analysis. *Journal of the American Statistical Association*, 70(350):365–369, 1975.

- [17] Chiyuan Zhang, Samy Bengio, Moritz Hardt, Benjamin Recht, and Oriol Vinyals. Understanding deep learning requires rethinking generalization. *arXiv preprint arXiv:1611.03530*, 2016.
- [18] Zhi-Hua Zhou and Ming Li. Semi-supervised learning by disagreement. *Knowledge and Information Systems*, 24(3):415–439, 2010.
- [19] Wei Wang and Zhi-Hua Zhou. Theoretical foundation of co-training and disagreement-based algorithms. *arXiv preprint arXiv:1708.04403*, 2017.
- [20] Avrim Blum and Tom Mitchell. Combining labeled and unlabeled data with co-training. In *Proceedings of the eleventh annual conference on Computational learning theory*, pages 92–100, 1998.
- [21] Sanjoy Dasgupta, Michael L Littman, and David McAllester. Pac generalization bounds for co-training. *Advances in neural information processing systems*, 1:375–382, 2002.
- [22] Steven Abney. Bootstrapping. In *Proceedings of the 40th annual meeting of the Association for Computational Linguistics*, pages 360–367, 2002.
- [23] Maria-Florina Balcan, Avrim Blum, and Ke Yang. Co-training and expansion: Towards bridging theory and practice. *Advances in neural information processing systems*, 17:89–96, 2005.
- [24] Wei Wang and Zhi-Hua Zhou. Analyzing co-training style algorithms. In *European conference on machine learning*, pages 454–465. Springer, 2007.
- [25] Kihyuk Sohn, David Berthelot, Chun-Liang Li, Zizhao Zhang, Nicholas Carlini, Ekin D Cubuk, Alex Kurakin, Han Zhang, and Colin Raffel. Fixmatch: Simplifying semi-supervised learning with consistency and confidence. *arXiv preprint arXiv:2001.07685*, 2020.
- [26] Ekin D Cubuk, Barret Zoph, Jonathon Shlens, and Quoc V Le. Randaugment: Practical automated data augmentation with a reduced search space. In *Proceedings of the IEEE/CVF Conference on Computer Vision and Pattern Recognition Workshops*, pages 702–703, 2020.
- [27] Terrance DeVries and Graham W Taylor. Improved regularization of convolutional neural networks with cutout. *arXiv preprint arXiv:1708.04552*, 2017.
- [28] Xiaojin Jerry Zhu. Semi-supervised learning literature survey. 2005.
- [29] Amarnag Subramanya and Partha Pratim Talukdar. Graph-based semi-supervised learning. *Synthesis Lectures on Artificial Intelligence and Machine Learning*, 8(4):1–125, 2014.
- [30] Takeru Miyato, Shin-ichi Maeda, Masanori Koyama, and Shin Ishii. Virtual adversarial training: a regularization method for supervised and semi-supervised learning. *IEEE transactions on pattern analysis and machine intelligence*, 41(8):1979–1993, 2018.
- [31] Samuli Laine and Timo Aila. Temporal ensembling for semi-supervised learning. *arXiv preprint arXiv:1610.02242*, 2016.
- [32] Antti Tarvainen and Harri Valpola. Mean teachers are better role models: Weight-averaged consistency targets improve semi-supervised deep learning results. *arXiv preprint arXiv:1703.01780*, 2017.
- [33] Vikas Verma, Kenji Kawaguchi, Alex Lamb, Juho Kannala, Yoshua Bengio, and David Lopez-Paz. Interpolation consistency training for semi-supervised learning. *arXiv preprint arXiv:1903.03825*, 2019.
- [34] Qizhe Xie, Zihang Dai, Eduard Hovy, Minh-Thang Luong, and Quoc V Le. Unsupervised data augmentation for consistency training. *arXiv preprint arXiv:1904.12848*, 2019.
- [35] Hongyi Zhang, Moustapha Cisse, Yann N Dauphin, and David Lopez-Paz. mixup: Beyond empirical risk minimization. *arXiv preprint arXiv:1710.09412*, 2017.
- [36] Ekin D Cubuk, Barret Zoph, Dandelion Mane, Vijay Vasudevan, and Quoc V Le. Autoaugment: Learning augmentation strategies from data. In *Proceedings of the IEEE/CVF Conference on Computer Vision and Pattern Recognition*, pages 113–123, 2019.
- [37] Barret Zoph, Golnaz Ghiasi, Tsung-Yi Lin, Yin Cui, Hanxiao Liu, Ekin D Cubuk, and Quoc V Le. Rethinking pre-training and self-training. *arXiv preprint arXiv:2006.06882*, 2020.
- [38] Minmin Chen, Kilian Q Weinberger, and Yixin Chen. Automatic feature decomposition for single view co-training. In *ICML*, 2011.
- [39] Junnan Li, Caiming Xiong, and Steven Hoi. Comatch: Semi-supervised learning with contrastive graph regularization. *arXiv preprint arXiv:2011.11183*, 2020.

- [40] Yan Zhou and Sally Goldman. Democratic co-learning. In *16th IEEE International Conference on Tools with Artificial Intelligence*, pages 594–602. IEEE, 2004.
- [41] Sally Goldman and Yan Zhou. Enhancing supervised learning with unlabeled data. In *ICML*, pages 327–334. Citeseer, 2000.
- [42] Jin Xu, Haibo He, and Hong Man. Dcpe co-training for classification. *Neurocomputing*, 86:75–85, 2012.
- [43] WeiWang Dong-DongChen and Zhi-HuaZhou WeiGao. Tri-net for semi-supervised deep learning. In *International Joint Conferences on Artificial Intelligence*, 2018.
- [44] Ting Chen, Simon Kornblith, Mohammad Norouzi, and Geoffrey Hinton. A simple framework for contrastive learning of visual representations. In *International conference on machine learning*, pages 1597–1607. PMLR, 2020.
- [45] Alex Krizhevsky, Geoffrey Hinton, et al. Learning multiple layers of features from tiny images. 2009.
- [46] Yuval Netzer, Tao Wang, Adam Coates, Alessandro Bissacco, Bo Wu, and Andrew Y Ng. Reading digits in natural images with unsupervised feature learning. 2011.
- [47] Ilya Sutskever, James Martens, George Dahl, and Geoffrey Hinton. On the importance of initialization and momentum in deep learning. In *International conference on machine learning*, pages 1139–1147. PMLR, 2013.
- [48] Ilya Loshchilov and Frank Hutter. Sgdr: Stochastic gradient descent with warm restarts. *arXiv preprint arXiv:1608.03983*, 2016.
- [49] Chuan Guo, Geoff Pleiss, Yu Sun, and Kilian Q Weinberger. On calibration of modern neural networks. In *International Conference on Machine Learning*, pages 1321–1330. PMLR, 2017.
- [50] Yu Zhang and Qiang Yang. A survey on multi-task learning. *IEEE Transactions on Knowledge and Data Engineering*, 2021.