

Massive MIMO Communication with Intelligent Reflecting Surface

Zhaorui Wang, Liang Liu, Shuowen Zhang, and Shuguang Cui

Abstract

This paper studies the feasibility of deploying intelligent reflecting surfaces (IRSs) in massive MIMO (multiple-input multiple-output) systems to improve the performance of users in the service dead zone. One question of paramount importance is as follows: if the overhead of channel training and the computational complexity of algorithm design arising from the huge number of IRS reflecting elements and base station (BS) antennas have to be controlled, can we provide reasonable performance to the users with weak direct channels? This paper provides an affirm answer to this question. Specifically, to reduce the channel training overhead, we advocate a novel protocol for the uplink communication in the IRS-assisted massive MIMO systems. Under this protocol, the IRS reflection coefficients are optimized based on the channel covariance matrices, which are generally fixed for many coherence blocks, to boost the long-term performance. Then, given the IRS reflecting coefficients, the BS beamforming vectors are designed in each coherence block based on the effective channel of each user, which is the superposition of its direct and reflected user-IRS-BS channels, to improve the instantaneous performance. Since merely the user effective channels are estimated in each coherence block, the training overhead of this protocol is the same as that in the legacy wireless systems without IRSs. Moreover, in the asymptotic regime that the numbers of IRS elements and BS antennas both go to infinity with a fixed ratio, we manage to first characterize the minimum mean-squared error (MMSE) estimators of the user effective channels and then quantify the closed-form user achievable rates as functions of channel covariance matrices with channel training overhead and estimation error taken into account. Interestingly, it is shown that the properties of channel hardening and favorable propagation still hold for the user effective channels, and satisfactory user rates are thus achievable even if simple BS beamforming solutions, e.g., maximal-ratio combining, are employed. Finally, thanks to the rate characterization, we design a low-complexity algorithm to optimize the IRS reflection coefficients based on channel covariance matrices.

Z. Wang, L. Liu, and S. Zhang are with the Department of Electronic and Information Engineering, The Hong Kong Polytechnic University, Hong Kong (e-mails: zrwang2009@gmail.com, {liang-eie.liu,shuowen.zhang}@polyu.edu.hk).

S. Cui is with the Future Network of Intelligence Institute, The School of Science and Engineering, the Chinese University of Hong Kong, Shenzhen, China (e-mail: shuguangcui@cuhk.edu.cn).

I. INTRODUCTION

A. Motivation

It is well accepted that massive MIMO (multiple-input multiple-output) will be a mainstream feature for enhanced mobile broadband communication in the fifth-generation (5G) and beyond 5G networks. After the seminal work [1], both solid theory and practical solutions have been devised for massive MIMO communication over the past decade, covering spectrum efficiency analysis [2]–[7], pilot contamination and decontamination [8], [9], etc. However, despite the appealing properties of channel hardening, i.e., the strength of user channels does not fade over time, and favorable propagation, i.e., user channels are asymptotically orthogonal with each other, brought by massive MIMO, it remains an open problem about how to guarantee the performance of the users in the service dead zone, e.g., indoor users with thick walls between them and the base station (BS) or outdoor users surrounded by many tall buildings, when the severe channel attenuation cannot be compensated by the channel hardening gain.

In this paper, we study the feasibility of deploying intelligent reflecting surfaces (IRSs) in the massive MIMO communication systems for maintaining the performance of the users in the service dead zone. IRS is a planar surface consisting of a vast number of reflecting elements. By inducing phase shift to the incident signal at each reflecting element, the IRS is able to modify the channels between the BS and the users to be more favorable for communication [10]–[12]. Moreover, the IRS is usually of thin material, allowing it to be easily attached to the ceilings and walls in indoor environments, and coated on the building facade in outdoor environments. Motivated by the above advantages, it is a natural idea to deploy IRSs for providing alternative user-IRS-BS communication links to the users within the service dead zone, as shown in Fig. 1.

In the literature, a great amount of endeavor has been devoted to the joint optimization of the BS beamforming vectors and the IRS reflecting coefficients when the BS is equipped with a small or moderate number of antennas, and it is shown that the user signal-to-interference-plus-noise ratio (SINR) can be greatly improved by IRS [13]–[22]. However, the above results are not convincing to verify the effectiveness of IRSs for serving the users at the service dead zone in a massive MIMO system, due to the following reasons. First, in an IRS-assisted massive MIMO system, the number of coefficients in the user-BS channels and the user-IRS-BS channels is huge. As a result, reducing the channel estimation overhead is a challenging issue before we plan to reap the beamforming gain brought by the IRS. Second, a joint design of the BS beamforming

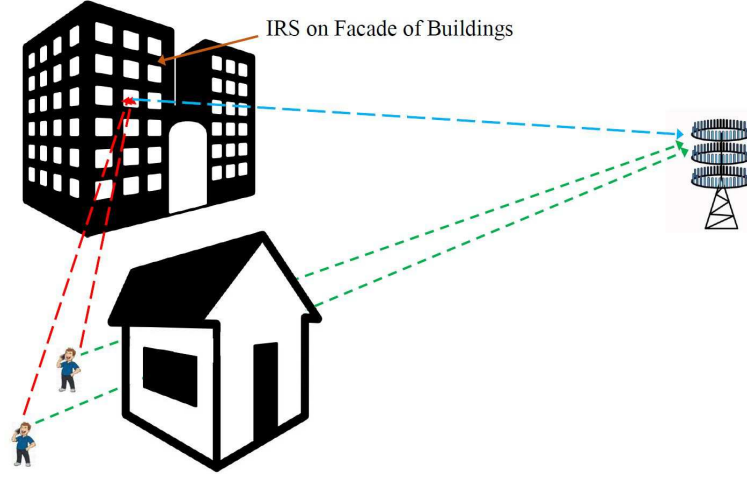


Fig. 1. An IRS-assisted multiuser massive MIMO communication system.

vectors and the IRS reflecting coefficients at each coherence block is intractable in IRS-assisted massive MIMO systems, considering the vast number of optimization variables associated with the BS antennas and IRS reflecting elements. In this regard, performance analysis given simple BS/IRS strategies and in the asymptotic regime where both the numbers of BS antennas and IRS reflecting elements go to infinity is more relevant than sophisticated optimization. Last, although the well-known channel hardening and favorable propagation properties hold in the conventional massive MIMO systems, it is not clear whether these beneficial properties are still true for the user-IRS-BS channels in IRS-assisted massive MIMO systems such that the users can rely on the reflecting channels when their direct channels are weak. In this paper, we aim to show that under certain novel protocol designed for the IRS-assisted massive MIMO systems, the asymptotic user rates are reasonable even under simple BS/IRS design because the channel training overhead can be significantly reduced, and the channel hardening as well as favorable propagation properties hold for the user-IRS-BS channels.

B. Prior Works

The pioneering works [1]–[6] showed that the massive MIMO technology can significantly improve the throughput over the conventional MIMO technology even if the channel estimation overhead is considered. However, there still exists the service dead zones in massive MIMO systems where the direct channel is relatively weak due to blockage. To solve this problem, several works have investigated the possibility of deploying IRSs in massive MIMO systems to serve the users in the service dead zone. Specifically, in the asymptotic regime where the number

of BS antennas is infinite but the number of IRS elements is finite, [23] characterized the user achievable rate in an IRS-assisted system where the channel estimation overhead is also taken into consideration. The main conclusion in this regime is that the favorable propagation property no longer holds for user channels, and the zero-forcing (ZF) receive beamforming, instead of the maximal-ratio combining (MRC) beamforming, should be used at the BS. However, in a practical IRS-assisted massive MIMO system, the number of IRS elements may be much larger than that of the BS antennas. It is thus crucial to focus on another asymptotic regime where both the numbers of the IRS elements and the BS antennas go to infinity, and study whether the favorable propagation property holds. In addition, [24], [25] devised the algorithms to design the beamforming vectors at the BS and the reflection coefficients at the IRS based on the instantaneous channels. However, the overhead for channel estimation, which is huge in IRS-assisted communication systems [26]–[28], and computational complexity to optimize so many variables are not considered in these works. This motivates us to focus on new mechanism for IRS-assisted communication with low channel training overhead and implementation complexity.

C. Main Contributions

In this paper, we consider the uplink communication in IRS-assisted massive MIMO systems, in which the users in the service dead zone can rely on the alternative user-IRS-BS channels provided by the IRSs for communication. In such systems, the BS may have tens or hundreds of antennas, while the IRS may have hundreds or thousands of reflecting elements. This motivates us to focus on the asymptotic regime where the numbers of BS antennas and IRS reflection elements both go to infinity, but with a fixed ratio. In this regime, we aim to characterize the user achievable rates when the channel training overhead and estimation error are taken into consideration. The main contributions of this paper are as follows.

First, we advocate a novel two-timescale communication protocol [29], [30] for our considered IRS-assisted massive MIMO systems to balance the channel estimation overhead, the optimization complexity, and the IRS beamforming gain. Under this protocol, the IRS reflecting coefficients are designed to optimize the long-term performance based on the statistical channel state information (CSI), i.e., channel covariance matrices, which may keep approximately constant for a large number of channel coherence blocks and be estimated by the approach proposed in [31]. As a result, the IRS optimization is conducted at a relatively low frequency. On the other hand, given the IRS reflection coefficients, the BS beamforming vectors are designed at

each coherence block to optimize the short-term performance based on the instantaneous CSI of each user's effective channel, which is the superposition of its direct user-BS channel and reflected user-IRS-BS channels. Note that the dimension of each user's effective channel equals to the number of BS antennas, similar to the conventional massive MIMO systems without IRS. As a result, under this protocol, the overhead for channel estimation at each coherence block is independent of the number of IRS elements. This is in sharp contrast to the existing works [13]–[15], [19]–[22] where the IRS reflection coefficients and BS beamforming vectors are jointly optimized based on the users' direct channels as well as reflected channels via the IRS at each coherence block such that the channel estimation overhead is linear to the number of IRS elements [26]. Moreover, the considered protocol is also appealing from the computational complexity perspective, since the IRS reflection coefficients are optimized at a low frequency, while the existing beamforming design schemes can be directly applied by the BS given the user effective channels.

Second, under the above novel communication protocol and our interested asymptotic regime, we manage to characterize the closed-form (approximated) minimum mean-squared error (MMSE) estimators for estimating the user effective channels and the corresponding estimation mean-squared error (MSE) at each coherence block. In general, the distribution of the user effective channels is very complicated in IRS-assisted communication systems because the user-IRS-BS channels are products of the random user-IRS and IRS-BS channels. In this paper, we manage to express the user effective channels as the summation of $N + 1$ independent channels, where N denotes the number of IRS reflecting elements. Then, based on the multivariate Lindeberg-Feller central limit theorem [32], it is shown that the distribution of user effective channels approaches the joint Gaussian distribution in our interested asymptotic regime. As a result, the classic estimation theory for estimating Gaussian channels are applied to design the MMSE channel estimators and quantify their estimation MSE in the IRS-assisted massive MIMO systems.

Third, under our interested communication protocol and asymptotic regime, we show that the user effective channels are independent of each other. As a result, the favorable propagation property in the conventional massive MIMO systems, i.e., the inner produce of two users' channels approaches zero when the number of BS antennas goes to infinity, still holds in the IRS-assisted massive MIMO systems under our considered asymptotic regime. Note that in another asymptotic regime where the number of BS antennas goes to infinity but the number of IRS reflecting elements is finite, our previous work [23] showed that the property of favorable

propagation does not hold because the identical IRS-BS channel appears in all the users' reflected channels such that the user effective channels are not independent. Thanks to the multivariate Lindeberg-Feller central limit theorem [32], if the number of IRS elements goes to infinity as well, then user effective channels become orthogonal again in the massive MIMO systems.

Fourth, thanks to the favorable propagation property, we employ the MRC beamforming vectors at the BS in this work. Then, under our interested communication protocol and asymptotic regime, we characterize the closed-form user achievable rate expressions as functions of statistical CSI, i.e., channel covariance matrices, based on the random matrix theory [33], where the channel estimation time duration and the channel estimation error are both considered.

Last, thanks to the user rate characterization as functions of the channel covariance matrices, we provide a successive convex approximation technique [34] based algorithm to minimize the long-term user total transmit power subject to the individual user rate constraints. Numerical results are provided to verify the effectiveness of the proposed optimization algorithm.

The rest of this paper is organized as follows. Section II presents the system model for IRS-assisted massive MIMO communication. Section III introduces a two-timescale communication protocol. Section IV presents the distribution of the user effective channels and the corresponding MMSE channel estimators. Section V characterizes user achievable rates as functions of channel covariance matrices when channel estimation overhead and error are considered. Section VI optimizes the IRS reflection coefficients based on the rate characterization. Finally, Section VII concludes the paper.

II. SYSTEM MODEL

We study a massive MIMO system in which K single-antenna users simultaneously communicate with a BS equipped with M antennas in the uplink. We assume that the users are in the service dead zone where their direct communication channels to the BS are very weak with the presence of obstacles such as tall buildings. In such a scenario, an IRS equipped with N reflecting elements is deployed to enhance the data transmission rates of these users, as shown in Fig. 1. Specifically, the reflection elements of the IRS are able to dynamically adjust their reflection coefficients to re-scatter the electromagnetic waves from the users to the BS with focused energy. Let $\phi_n = \alpha_n e^{j\theta_n}$ denote the reflection coefficient of the n -th IRS element, $n = 1, \dots, N$, where $0 < \alpha_n \leq 1$ and $0 \leq \theta_n < 2\pi$ denote the amplitude and phase, respectively.

We assume quasi-static block-fading channels, in which all channels remain approximately constant in each coherence block consisting of T symbols. Let $\mathbf{h}_k \in \mathbb{C}^{M \times 1}$ denote the direct channel from the k -th user to the BS, $t_{k,n} \in \mathbb{C}$ denote the channel from the k -th user to the n -th IRS element, and $\mathbf{r}_n \in \mathbb{C}^{M \times 1}$ denote the channel from the n -th IRS element to the BS, $k = 1, \dots, K$, $n = 1, \dots, N$. In this paper, the direct channels \mathbf{h}_k 's are modeled as

$$\mathbf{h}_k = (\mathbf{C}_k^{\text{B}})^{\frac{1}{2}} \tilde{\mathbf{h}}_k, \quad \forall k, \quad (1)$$

where $\mathbf{C}_k^{\text{B}} \in \mathbb{C}^{M \times M} \succ \mathbf{0}$ denotes the BS receive correlation matrix for user k , and $\tilde{\mathbf{h}}_k \sim \mathcal{CN}(\mathbf{0}, \beta_k^{\text{BU}} \mathbf{I})$ follows the independent and identically distributed (i.i.d.) Rayleigh fading channel model, with β_k^{BU} denoting the path loss of \mathbf{h}_k . Due to the blockages between the BS and the users, β_k^{BU} 's are assumed to be small in this paper. In the extreme case of no direct link between the BS and user k , we have $\beta_k^{\text{BU}} = 0$. Moreover, we assume that $\tilde{\mathbf{h}}_k$'s are independent over k . Next, define $\mathbf{R} = [\mathbf{r}_1, \dots, \mathbf{r}_N]$ as the overall channel from the IRS to the BS. Then, \mathbf{R} is modeled as

$$\mathbf{R} = (\mathbf{C}^{\text{B}})^{\frac{1}{2}} \tilde{\mathbf{R}} (\mathbf{C}^{\text{I}})^{\frac{1}{2}}, \quad (2)$$

where $\mathbf{C}^{\text{B}} \in \mathbb{C}^{M \times M} \succ \mathbf{0}$ denotes the BS receive correlation matrix for the IRS, and $\mathbf{C}^{\text{I}} \in \mathbb{C}^{N \times N} \succ \mathbf{0}$ denotes the IRS transmit correlation matrix for the BS. In addition, $\tilde{\mathbf{R}} \sim \mathcal{CN}(\mathbf{0}, N\beta^{\text{BI}} \mathbf{I})$ follows the i.i.d. Rayleigh fading channel model, where β^{BI} denotes the path loss of \mathbf{R} . Last, define $\mathbf{t}_k = [t_{k,1}, \dots, t_{k,N}]^T$ as the overall channel from user k to the IRS, $\forall k$. They are modeled as

$$\mathbf{t}_k = (\mathbf{C}_k^{\text{I}})^{\frac{1}{2}} \tilde{\mathbf{t}}_k, \quad \forall k, \quad (3)$$

where $\mathbf{C}_k^{\text{I}} \in \mathbb{C}^{N \times N} \succ \mathbf{0}$ denotes the IRS receive correlation matrix for user k , and $\tilde{\mathbf{t}}_k \sim \mathcal{CN}(\mathbf{0}, \beta_k^{\text{IU}} \mathbf{I})$ follows the i.i.d. Rayleigh fading channel model, with β_k^{IU} denoting the path loss of \mathbf{t}_k . We assume that $\tilde{\mathbf{t}}_k$'s are independent over k . Note that the channels \mathbf{h}_k 's, \mathbf{R} , and \mathbf{t}_k 's merely remain constant within each coherence block, while the channel correlation matrices \mathbf{C}^{B} , \mathbf{C}_k^{B} 's, \mathbf{C}^{I} , and \mathbf{C}_k^{I} 's can keep constant within a large number of coherence blocks.

Under the considered model, the received signal at the BS is expressed as

$$\begin{aligned} \mathbf{y} &= \sum_{k=1}^K \mathbf{h}_k \sqrt{p_k} s_k + \sum_{k=1}^K \sum_{n=1}^N \phi_n \mathbf{g}_{k,n} \sqrt{p_k} s_k + \mathbf{z} \\ &= \sum_{k=1}^K \mathbf{c}_k \sqrt{p_k} s_k + \mathbf{z}, \end{aligned} \quad (4)$$

where p_k denotes the transmit power of user k , $s_k \in \mathcal{CN}(0, 1)$ denotes the transmit symbol of user k , $\mathbf{z} \sim \mathcal{CN}(\mathbf{0}, \sigma^2 \mathbf{I})$ denotes the additive white Gaussian noise (AWGN) at the BS,

$$\mathbf{g}_{k,n} = t_{k,n} \mathbf{r}_n, \quad \forall k, n, \quad (5)$$

is the effective reflecting channel from user k to the BS through the IRS reflecting element n , and

$$\mathbf{c}_k = \mathbf{h}_k + \sum_{n=1}^N \phi_n \mathbf{g}_{k,n}, \quad \forall k, \quad (6)$$

is the effective channel between user k and the BS contributed by both the direct channel and the reflecting channels via the IRS. Note that, for any user k , the mean and covariance matrix of its effective channel are $\mathbb{E}[\mathbf{c}_k] = \mathbf{0}$ and

$$\begin{aligned} \mathbf{V}_k &= \mathbb{E}[\mathbf{c}_k \mathbf{c}_k^H] = \beta_k^{\text{BU}} \mathbf{C}_k^{\text{B}} + \beta_k^{\text{IU}} \mathbb{E}[(\mathbf{C}^{\text{B}})^{\frac{1}{2}} \tilde{\mathbf{R}} \mathbf{D}_k(\phi) \tilde{\mathbf{R}}^H (\mathbf{C}^{\text{B}})^{\frac{1}{2}}] \\ &= \beta_k^{\text{BU}} \mathbf{C}_k^{\text{B}} + \beta^{\text{BI}} \beta_k^{\text{IU}} \text{tr}(\mathbf{D}_k(\phi)) \mathbf{C}^{\text{B}} \end{aligned} \quad (7)$$

$$= \beta_k^{\text{BU}} \mathbf{C}_k^{\text{B}} + \beta^{\text{BI}} \beta_k^{\text{IU}} \phi^H \bar{\mathbf{C}}_k \phi \mathbf{C}^{\text{B}}, \quad (8)$$

respectively, where $\phi = [\phi_1, \dots, \phi_N]^T$, and

$$\mathbf{D}_k(\phi) = (\mathbf{C}^{\text{I}})^{\frac{1}{2}} \text{diag}(\phi) \mathbf{C}_k^{\text{I}} (\text{diag}(\phi))^H (\mathbf{C}^{\text{I}})^{\frac{1}{2}}, \quad (9)$$

$$\bar{\mathbf{C}}_k = \mathbf{C}^{\text{I}} \circ (\mathbf{C}_k^{\text{I}})^T, \quad (10)$$

with \circ denoting Hadamard product, $\text{diag}(\phi)$ denoting a diagonal matrix with ϕ being diagonal elements. Note that (7) can be obtained via the eigenvalue decomposition of $\mathbf{D}_k(\phi)$ and the fact that $\tilde{\mathbf{R}} \mathbf{U} \sim \mathcal{CN}(\mathbf{0}, N \beta^{\text{BI}} \mathbf{I})$ if $\mathbf{U} \in \mathbb{C}^{N \times N}$ is a unitary matrix. Moreover, $\bar{\mathbf{C}}_k \succ \mathbf{0}$, $\forall k$, according to the Schur product theorem [35].

After receiving the signals from the users, the BS applies a beamforming vector $\mathbf{w}_k \in \mathbb{C}^{M \times 1}$ to decode s_k , $k = 1, \dots, K$, i.e.,

$$\tilde{\mathbf{y}}_k = \sum_{j=1}^K \mathbf{w}_k^H \mathbf{c}_j \sqrt{p_j} s_j + \mathbf{w}_k^H \mathbf{z}, \quad \forall k. \quad (11)$$

Then, assuming perfect CSI at the BS, the SINR for decoding s_k is

$$\gamma_k = \frac{p_k \left| \mathbf{w}_k^H \left(\mathbf{h}_k + \sum_{n=1}^N \phi_n \mathbf{g}_{k,n} \right) \right|^2}{\sum_{j \neq k} p_j \left| \mathbf{w}_k^H \left(\mathbf{h}_j + \sum_{n=1}^N \phi_n \mathbf{g}_{j,n} \right) \right|^2 + \sigma^2 \mathbf{w}_k^H \mathbf{w}_k} = \frac{p_k \left| \mathbf{w}_k^H \mathbf{c}_k \right|^2}{\sum_{j \neq k} p_j \left| \mathbf{w}_k^H \mathbf{c}_j \right|^2 + \sigma^2 \mathbf{w}_k^H \mathbf{w}_k}, \quad \forall k. \quad (12)$$

III. A NOVEL TWO-TIMESCALE COMMUNICATION PROTOCOL

It can be observed from (12) that to maximize the user SINRs, at the beginning of each coherent block, the BS should jointly design its receive beamforming vectors \mathbf{w}_k 's and the IRS's reflection coefficients ϕ_n 's based on the user-BS channels \mathbf{h}_k 's and user-IRS-BS channels $\mathbf{g}_{k,n}$'s [13], [36], [37], and then send the reflection coefficients to the IRS controller via the gateway network in every coherence block [38]. However, several practical challenges arise from the above joint design. First, the estimation of \mathbf{h}_k 's and $\mathbf{g}_{k,n}$'s is time-consuming due to the large number of channel coefficients in $\mathbf{g}_{k,n}$'s. Second, the optimization of such a large number of IRS reflecting coefficients in each coherence block is intractable in practice. Note that the above two practical challenges both arise from the dynamic optimization of ϕ_n 's in each coherence block. Specifically, if ϕ_n 's are fixed over time, then the optimization of \mathbf{w}_k 's at the BS is of lower complexity and merely requires the information of the effective channels \mathbf{c}_k 's as shown in (6), which can be estimated by K pilot symbols in each coherence block [39]. However, such a strategy totally loses the dynamic optimization gain thanks to the “configurable” feature of the IRS.

To reap the dynamic IRS beamforming gain at low training overhead and computational complexity, in this paper, we consider a two-timescale optimization protocol [29], [30], where ϕ_n 's are optimized based on the channel covariance matrices at a lower frequency but \mathbf{w}_k 's are optimized based on the instantaneous effective channels \mathbf{c}_k 's at a higher frequency. Specifically, define “covariance interval” as the maximum time duration during which the channel covariance matrices \mathbf{C}^B , \mathbf{C}^I , \mathbf{C}_k^B 's and \mathbf{C}_k^I 's remain constant. Then, in each covariance interval which may consist of a large number of channel coherence blocks, the IRS employs a fixed pattern of reflecting coefficients ϕ_n 's, which are designed based on the channel correlation matrices (please refer to Section VI) to improve the average performance of the whole covariance interval. Next, given the optimized IRS reflection coefficients over the whole covariance interval, at the beginning of each coherence block, the BS can estimate the effective channels of the users, i.e., \mathbf{c}_k 's, based on their pilot signals (please refer to Section IV). Then, all the users can transmit their data to the BS in the remaining time of each coherence block, which then designs beamforming vectors \mathbf{w}_k 's based on the estimation of \mathbf{c}_k 's to decode user messages (please refer to Section V) to improve the rate performance in each coherence block.

In a practical IRS-assisted massive MIMO system, the number of BS antennas and IRS

elements are very large. As a result, in this paper, we study the performance of the two-timescale protocol in the asymptotic regime where both N and M go to infinity with a fixed ratio q , i.e.,

$$N, M \rightarrow \infty \text{ with } \frac{N}{M} = q. \quad (13)$$

To facilitate the analysis in the asymptotic regime (13), we make the following assumptions.

Assumption 1: The correlation matrices \mathbf{C}^B , \mathbf{C}_k^B 's, \mathbf{C}^I , and \mathbf{C}_k^I 's have uniformly bounded spectral norm¹.

Assumption 2: Let σ_k^{\min} denote the minimum singular value of the matrix

$$\mathbf{L}_k = (\mathbf{C}^I)^{\frac{1}{2}} \text{diag}(\boldsymbol{\phi}) (\mathbf{C}_k^I)^{\frac{1}{2}}, \quad k = 1, \dots, K. \quad (14)$$

For each \mathbf{L}_k , there exists l_k that is independent of N such that

$$\sigma_k^{\min} > l_k > 0, \forall N. \quad (15)$$

Assumption 3: Define

$$\tilde{\mathbf{C}}_{k,j} = \frac{(\mathbf{C}_k^I)^{\frac{1}{2}} (\text{diag}(\boldsymbol{\phi}))^H (\mathbf{C}^I)^{\frac{1}{2}} (\tilde{\mathbf{R}})^H \mathbf{C}^B \tilde{\mathbf{R}} (\mathbf{C}^I)^{\frac{1}{2}} \text{diag}(\boldsymbol{\phi}) (\mathbf{C}_j^I)^{\frac{1}{2}}}{N}, \quad \forall k, j, \quad (16)$$

and

$$\hat{\mathbf{C}}_{k,j} = \frac{(\mathbf{C}_k^B)^{\frac{1}{2}} (\mathbf{C}^B)^{\frac{1}{2}} \tilde{\mathbf{R}} (\mathbf{C}^I)^{\frac{1}{2}} \text{diag}(\boldsymbol{\phi}) (\mathbf{C}_j^I)^{\frac{1}{2}}}{N}, \quad \forall k, j. \quad (17)$$

Then, $\tilde{\mathbf{C}}_{k,j}$ and $\hat{\mathbf{C}}_{k,j}$ have almost surely uniformly bounded spectral norm².

Assumption 1 has been verified and widely used in the massive MIMO works (see, e.g., [3]). In the following, we numerically verify Assumptions 2 and 3. We assume that the channel correlation matrices follow the exponential correlation matrix model [40], i.e., for a correlation matrix \mathbf{C} , the element at the i -th row and j -th column of \mathbf{C} is expressed as $[\mathbf{C}]_{i,j} = (c)^{i-j}$ if $i \geq j$, and $[\mathbf{C}]_{i,j} = [\mathbf{C}]_{j,i}^*$ if $i < j$, with $|c| < 1$. We first numerically verify Assumption 2. In this numerical example, Fig. 2 shows the minimum singular value of \mathbf{L}_1 . It is observed that as N increases from 50 to 1000, the minimum singular value of \mathbf{L}_1 is lower bounded by a threshold which does not further decreases with N . We also have similar observations for $k \neq 1$ and for other kinds of correlation matrices construction, the details are omitted due to the space

¹A deterministic matrix $\mathbf{A} \in \mathbb{C}^{M \times N}$ has uniformly bounded spectral norm if $\|\mathbf{A}\|_2 \leq a, \forall M, N$, where $\|\mathbf{A}\|_2$ denotes spectral norm of the matrix \mathbf{A} , a is a constant value and independent of M and N .

²A random matrix $\mathbf{A} \in \mathbb{C}^{M \times N}$ has almost surely uniformly bounded spectral norm if $\|\mathbf{A}\|_2 \leq a, \forall M, N$, with probability one.

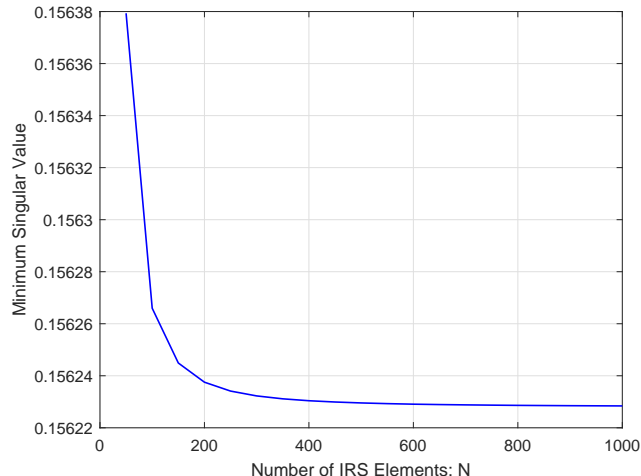


Fig. 2. Minimum singular value of L_1 .

limit. Next, we numerically verify Assumption 3. In this numerical example, we generate a large number of $\tilde{\mathbf{R}}$ randomly according to its distribution. Fig. 3 shows the empirical distribution of the singular values of $\tilde{\mathbf{C}}_{1,2}$ when $N = 10, 50, 100, 200$, and $q = N/M = 10$. It is observed that as N and M increase, the empirical distribution of the singular values approaches to a fixed distribution, and all the singular values fall into a fixed interval with probability 1. It implies that the spectral norm of $\tilde{\mathbf{C}}_{1,2}$ is indeed uniformly bounded almost surely in this numerical example. We also have similar observations for $\tilde{\mathbf{C}}_{i,j}$'s and $\hat{\mathbf{C}}_{i,j}$'s when $(i, j) \neq (1, 2)$, the details are omitted due to the space limit.

In the rest of this paper, we show the performance of the two-timescale protocol under Assumptions 1 to 3 and the assumption that the channel covariance matrices have already been estimated via the method proposed in [31]. First, given ϕ_n 's, we will show how to estimate \mathbf{c}_k 's at the beginning of each coherence block in Sections IV and how to characterize the closed-form user achievable rates under the MRC receive beamforming strategy with imperfect CSI about \mathbf{c}_k 's in Section IV, respectively. Then, based on the user rate characterization as functions of ϕ_n 's, we will design an efficient algorithm to optimize ϕ_n 's to minimize the users' total transmit power over the whole covariance interval in Section VI.

IV. CHANNEL ESTIMATION DESIGN

In this section, for given ϕ_n 's under our considered communication protocol, we introduce MMSE channel estimators of the effective channels \mathbf{c}_k 's.

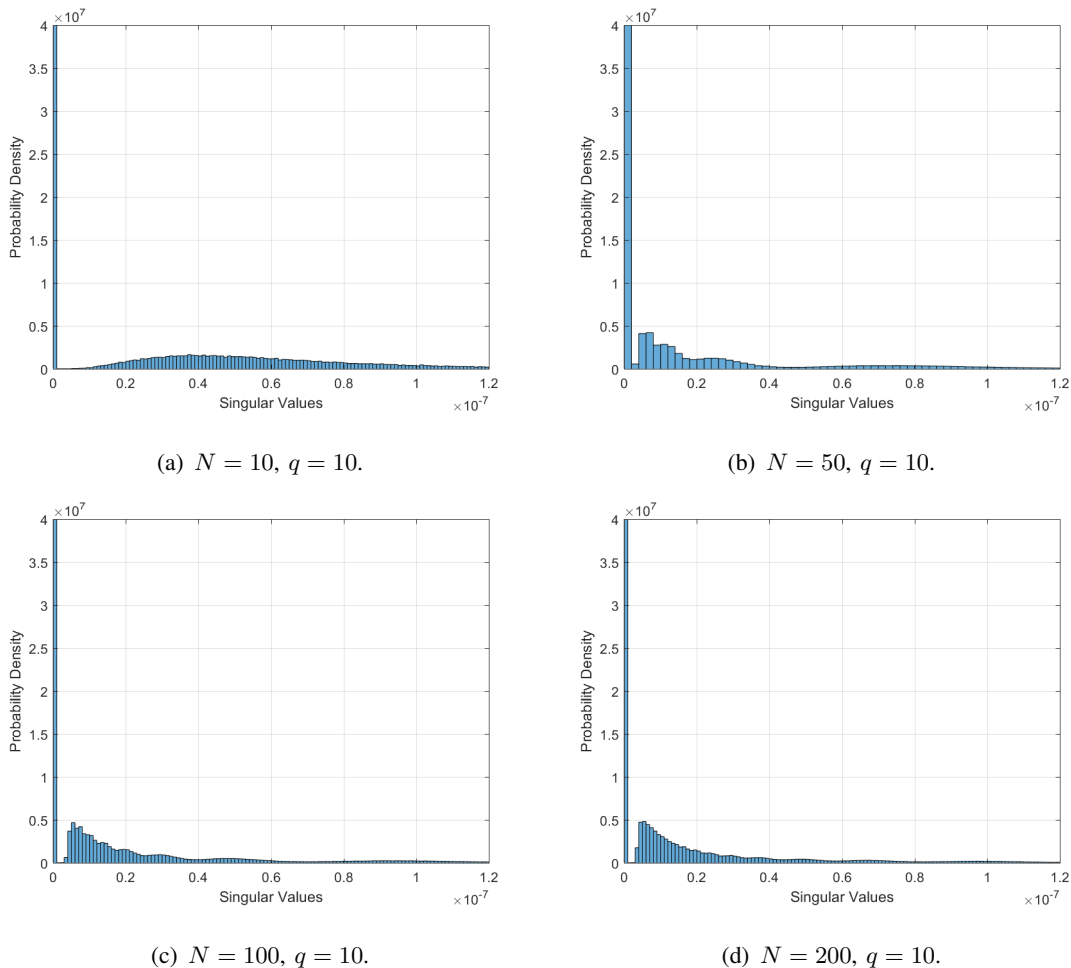


Fig. 3. Empirical distribution of the singular values of $\tilde{\mathbf{C}}_{1,2}$.

In the channel estimation stage, each user k sends a pilot sequence with length $\tau = K$ [39] to the BS, denoted by $\mathbf{a}_k = [a_{k,1}, \dots, a_{k,K}]^T$, where $a_{k,i}$ with $|a_{k,i}| = 1$ denotes the i -th pilot symbol of user k , $i = 1, \dots, K$. Assuming that all the users transmit their pilots with identical power denoted by p^t , the normalized received signal at the BS during the channel training stage is

$$\mathbf{Y}/\sqrt{N} = \sqrt{p^t} \left([\mathbf{c}_1, \dots, \mathbf{c}_K]/\sqrt{N} \right) [\mathbf{a}_1, \dots, \mathbf{a}_K]^T + \mathbf{Z}/\sqrt{N}, \quad (18)$$

where $\mathbf{Z} \sim \mathcal{CN}(\mathbf{0}, K\sigma^2\mathbf{I}) \in \mathbb{C}^{M \times K}$ denotes the AWGN. Here, we normalize the received signal by \sqrt{N} to ease the analysis in the asymptotic regime (13) later. Since the cross-covariance matrix

of any two different normalized channels \mathbf{c}_k/\sqrt{N} and \mathbf{c}_j/\sqrt{N} is

$$\begin{aligned}
& \mathbb{E} \left[\frac{\mathbf{c}_k \mathbf{c}_j^H}{N} \right] \\
&= \mathbb{E} \left[\frac{\mathbf{h}_k \mathbf{h}_j^H}{N} \right] + \mathbb{E} \left[\frac{(\mathbf{C}^B)^{\frac{1}{2}} \tilde{\mathbf{R}}(\mathbf{C}^I)^{\frac{1}{2}} \text{diag}(\phi) (\mathbf{C}_k^I)^{\frac{1}{2}} \tilde{\mathbf{t}}_k (\tilde{\mathbf{t}}_j)^H (\mathbf{C}_j^I)^{\frac{1}{2}} (\text{diag}(\phi))^H (\mathbf{C}^I)^{\frac{1}{2}} (\tilde{\mathbf{R}})^H (\mathbf{C}^B)^{\frac{1}{2}}}{N} \right] \\
&= \mathbb{E} \left[\frac{(\mathbf{C}^B)^{\frac{1}{2}} \tilde{\mathbf{R}}(\mathbf{C}^I)^{\frac{1}{2}} \text{diag}(\phi) (\mathbf{C}_k^I)^{\frac{1}{2}} \mathbb{E} [\tilde{\mathbf{t}}_k (\tilde{\mathbf{t}}_j)^H] (\mathbf{C}_j^I)^{\frac{1}{2}} (\text{diag}(\phi))^H (\mathbf{C}^I)^{\frac{1}{2}} (\tilde{\mathbf{R}})^H (\mathbf{C}^B)^{\frac{1}{2}}}{N} \right] \\
&= \mathbf{0}, \quad \forall k \neq j,
\end{aligned} \tag{19}$$

we follow the optimal pilot design such that the pilot sequences of different users are orthogonal with each other [39], i.e., $(\mathbf{a}_k)^T \mathbf{a}_j = 0$, $\forall k \neq j$. In this case, from (18), we have

$$\hat{\mathbf{y}}_k = \mathbf{Y} \mathbf{a}_k^* / \sqrt{N} = K \sqrt{p^t} \mathbf{c}_k / \sqrt{N} + \hat{\mathbf{z}}_k, \tag{20}$$

where $\hat{\mathbf{z}}_k = \mathbf{Z} \mathbf{a}_k^* / \sqrt{N} \sim \mathcal{CN}(\mathbf{0}, K \sigma^2 \mathbf{I} / N)$. The MMSE channel estimator of \mathbf{c}_k / \sqrt{N} is

$$\hat{\mathbf{c}}_k = \mathbb{E} \left(\frac{\mathbf{c}_k}{\sqrt{N}} \middle| \hat{\mathbf{y}}_k \right), \quad k = 1, \dots, K, \tag{21}$$

where $\mathbb{E}(x)$ denotes expectation of x . Define the error for the above MMSE estimation of \mathbf{c}_k / \sqrt{N} as $\boldsymbol{\varepsilon}_k = \hat{\mathbf{c}}_k - \frac{\mathbf{c}_k}{\sqrt{N}}$, $\forall k$. Then, the MSE is

$$\mathbf{F}_k = \mathbb{E} (\boldsymbol{\varepsilon}_k \boldsymbol{\varepsilon}_k^H), \quad \forall k. \tag{22}$$

In general, it is hard to obtain the closed-form expressions of the MMSE channel estimators (21) and the corresponding estimation MSE (22) due to the complicated channel distribution arising from the deployment of the IRS. Nevertheless, in the rest of this section, we show that in our considered asymptotic regime (13), \mathbf{c}_k / \sqrt{N} 's tend to be Gaussian distributed such that they can be efficiently estimated based on the classic estimation techniques for Rayleigh fading channels.

A. Channel Distribution and Channel Properties in Asymptotic Regime

We first study the Gaussian approximation for the distribution of the normalized effective channels $\mathbf{c} = [\mathbf{c}_1^T / \sqrt{N}, \dots, \mathbf{c}_K^T / \sqrt{N}]^T$ in (18) under the asymptotic regime (13). For convenience, define the reflecting channel within \mathbf{c}_k shown in (6) as

$$\mathbf{q}_k = \sum_{n=1}^N \phi_n \mathbf{g}_{k,n} = (\mathbf{C}^B)^{\frac{1}{2}} \tilde{\mathbf{R}}(\mathbf{C}^I)^{\frac{1}{2}} \text{diag}(\phi) (\mathbf{C}_k^I)^{\frac{1}{2}} \tilde{\mathbf{t}}_k, \quad \forall k. \tag{23}$$

Denote the singular value decomposition (SVD) of $(\mathbf{C}^I)^{\frac{1}{2}} \text{diag}(\phi)(\mathbf{C}_k^I)^{\frac{1}{2}}$ within (23) as

$$(\mathbf{C}^I)^{\frac{1}{2}} \text{diag}(\phi)(\mathbf{C}_k^I)^{\frac{1}{2}} = \mathbf{U}_k \mathbf{\Lambda}_k \mathbf{G}_k^H, \quad \forall k, \quad (24)$$

where $\mathbf{U}_k \in \mathbb{C}^{N \times N}$ and $\mathbf{G}_k \in \mathbb{C}^{N \times N}$ are unitary matrices, and $\mathbf{\Lambda}_k = \text{diag}(\sigma_{k,1}, \dots, \sigma_{k,N})$ is a diagonal matrix whose diagonal elements are N non-negative singular values. Substituting (24) into (23), we have

$$\mathbf{q}_k = (\mathbf{C}^B)^{\frac{1}{2}} \bar{\mathbf{R}}_k \mathbf{\Lambda}_k \bar{\mathbf{t}}_k = \sum_{n=1}^N (\mathbf{C}^B)^{\frac{1}{2}} \bar{\mathbf{r}}_{k,n} \bar{t}_{k,n} \sigma_{k,n} = \sum_{n=1}^N \mathbf{m}_{k,n} \sigma_{k,n}, \quad \forall k, \quad (25)$$

where $\bar{\mathbf{R}}_k = \tilde{\mathbf{R}} \mathbf{U}_k = [\bar{\mathbf{r}}_{k,1}, \dots, \bar{\mathbf{r}}_{k,N}]$, $\bar{\mathbf{t}}_k = \mathbf{G}_k^H \tilde{\mathbf{t}}_k = [\bar{t}_{k,1}, \dots, \bar{t}_{k,N}]^T$, and $\mathbf{m}_{k,n} = (\mathbf{C}^B)^{\frac{1}{2}} \bar{\mathbf{r}}_{k,n} \bar{t}_{k,n}$. Since \mathbf{U}_k is a unitary matrix, the distribution of $\bar{\mathbf{R}}_k$ is the same as that of $\tilde{\mathbf{R}}$, i.e., $\bar{\mathbf{R}}_k \sim \mathcal{CN}(\mathbf{0}, N\beta^{\text{BI}} \mathbf{I})$, $\forall k$. Similarly, since \mathbf{G}_k is a unitary matrix, the distribution of $\bar{\mathbf{t}}_k$ is the same as that of $\tilde{\mathbf{t}}_k$, i.e., $\bar{\mathbf{t}}_k \sim \mathcal{CN}(\mathbf{0}, \beta_k^{\text{IU}} \mathbf{I})$, $\forall k$. Define $\mathbf{q} = [\mathbf{q}_1^T / \sqrt{N}, \dots, \mathbf{q}_K^T / \sqrt{N}]^T$ as the normalized overall reflecting channels of all the K users. It then follows that,

$$\mathbf{q} = \frac{1}{\sqrt{N}} \sum_{n=1}^N \bar{\mathbf{m}}_n, \quad (26)$$

where $\bar{\mathbf{m}}_n = [\sigma_{1,n} \mathbf{m}_{1,n}^T, \dots, \sigma_{K,n} \mathbf{m}_{K,n}^T]^T$. In (26), $\sigma_{k,n}$'s are fixed terms given \mathbf{C}^I , \mathbf{C}_k^I 's, and ϕ , and $\mathbf{m}_{k,n}$'s are independent over n since $\bar{\mathbf{r}}_{k,n}$'s and $\bar{t}_{k,n}$'s are independent over n , respectively. Moreover, according to (15) in Assumption 2, $\sigma_{k,n} > l_k > 0$, $\forall n$, where the lower bound l_k is independent of N . Thus, (26) shows that \mathbf{q} is the summation of N independent vectors. From the Multivariate Lindeberg-Feller Central Limit theorem in [32], we can approximate \mathbf{q} as a Gaussian random vector when N goes to infinity. Further, since $\mathbf{h} = [\mathbf{h}_1^T, \dots, \mathbf{h}_K^T]^T$ is a Gaussian random vector which is independent of \mathbf{q} , we can approximate $\mathbf{c} = \mathbf{h} / \sqrt{N} + \mathbf{q}$ as a Gaussian vector. In this case, we have $\mathbf{c}_k / \sqrt{N} \in \mathcal{CN}(\mathbf{0}, \mathbf{V}_k / N)$ with \mathbf{V}_k given in (8), $\forall k$. Last, since $\mathbf{c}_1 / \sqrt{N}, \dots, \mathbf{c}_K / \sqrt{N}$ are uncorrelated as shown in (19), and also joint Gaussian random vectors, they are independent of each other.

In the following, we provide a numerical example to verify the tightness of the Gaussian distribution approximation of $[\mathbf{c}_1^T / \sqrt{N}, \mathbf{c}_2^T / \sqrt{N}]^T$. In this example, we assume that the channel correlation matrices follow the exponential correlation matrix model [40] as detailed in Section III. Define $v_{1,1}$ and $v_{1,2}$ as the real parts of the first and the second elements in \mathbf{c}_1 / \sqrt{N} , and $v_{2,1}$ as the real part of first element in \mathbf{c}_2 / \sqrt{N} , respectively. Under the above setup, in Figs. 4(a) and 4(b), we plot the empirical distribution of $\mathbf{v}_1 = [v_{1,1}, v_{1,2}]^T$, and in Figs. 4(c) and 4(d), we plot the empirical distribution of $\mathbf{v}_2 = [v_{2,1}, v_{2,1}]^T$, when $N = 30$ and 300 , and $q = 10$.

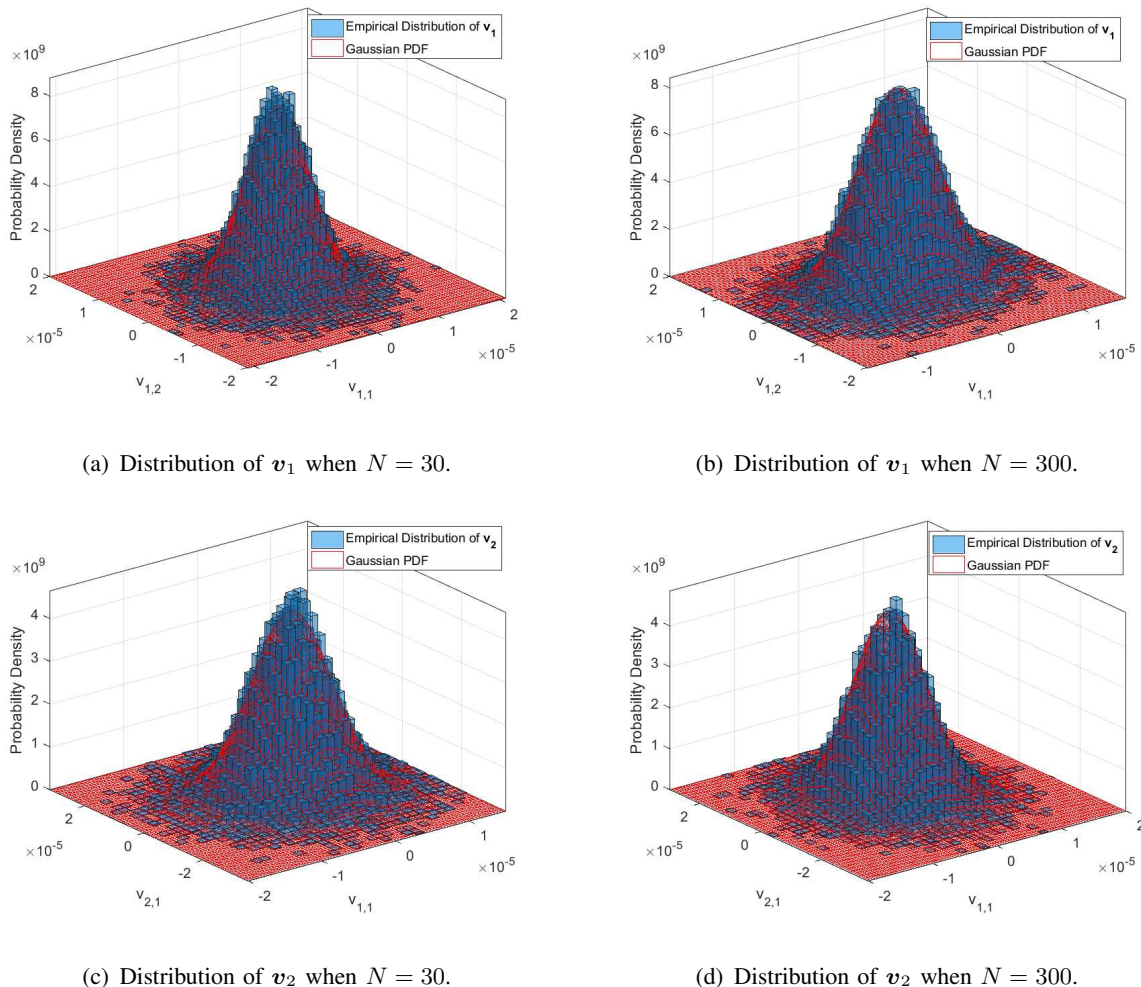


Fig. 4. Verification of the Gaussian approximation for the distribution of v_1 and v_2 .

Moreover, we plot the probability density functions (PDFs) of Gaussian random vectors with zero mean and covariance matrices Σ_1 and Σ_2 to evaluate the empirical distribution of v_1 and v_2 , respectively. It is observed from Fig. 2 that as N increases from 30 to 300, the empirical distribution of v_1 and v_2 does matches that of the Gaussian random vectors better and better. Similar results are observed under various ways to construct the correlation matrices C^B , C^I , C_k^B 's and C_k^I 's, which are omitted here due to the space limit.

We next study the channel hardening and favorable propagation properties for the user effective channels in our considered IRS-assisted massive MIMO systems. We have the following theorem.

Theorem 1: In the asymptotic regime where N and M go to infinity with a fixed ratio $N/M = q$, the following properties are true for the normalized effective channels c_k/\sqrt{N} 's

under Assumptions 1 to 3:

$$\frac{\mathbf{c}_k^H \mathbf{c}_k}{MN} \xrightarrow{\text{a.s.}} \frac{\beta_k^{\text{IU}} \beta^{\text{BI}} \phi^H \bar{\mathbf{C}}_k \phi}{N}, \quad \forall k, \quad (27)$$

$$\frac{\mathbf{c}_k^H \mathbf{c}_j}{MN} \xrightarrow{\text{a.s.}} 0, \quad \forall k \neq j, \quad (28)$$

where “ $a \xrightarrow{\text{a.s.}} b$ ” denotes “almost sure convergence of a to b ”.

Proof: Please refer to Appendix B. ■

In the conventional massive MIMO systems without IRS, the so-called “channel hardening” and “favorable propagation” properties hold, which state that as M goes to infinity, the impact of the channel randomness on the communications is negligible compared with its channel power, and the user channels are orthogonal with each other. Interestingly, the channel hardening (see (27)) and favorable propagation (see (28)) properties still hold in the IRS-assisted massive MIMO system, if M and N go to infinity with a fixed ratio $N/M = q$. Moreover, (27) also explains the reason that we normalize the effective channels \mathbf{c}_k 's (and the received signals) by \sqrt{N} . Specifically, as shown in (27), the power of the normalized channel \mathbf{c}_k/\sqrt{N} is in the order of M , and the power of each normalized channel element in \mathbf{c}_k/\sqrt{N} converges to a fixed value, $k = 1, \dots, K$, making the afterwards signal processing doable even through the number of IRS elements N goes to infinity.

B. MMSE Channel Estimators and Corresponding Estimation MSE in the Asymptotic Regime

After quantifying the distribution of \mathbf{c}_k/\sqrt{N} 's in our considered asymptotic regime, in this subsection, we study the MMSE estimators of \mathbf{c}_k/\sqrt{N} 's in (21) and the estimation MSE in (22) under the regime. Since \mathbf{c}_k/\sqrt{N} 's are independent Gaussian random vectors shown in Section IV-A, the MMSE estimator is equivalent to a simple LMMSE estimator. In this case, under the considered regime (13), the MMSE channel estimator of \mathbf{c}_k/\sqrt{N} in (21) becomes

$$\hat{\mathbf{c}}_k = \mathbf{V}_k \left(\mathbf{V}_k + \frac{\sigma^2}{Kp^t} \mathbf{I} \right)^{-1} \left(\mathbf{c}_k + \frac{1}{K\sqrt{p^t}} \tilde{\mathbf{z}}_k \right) / \sqrt{N}, \quad \forall k, \quad (29)$$

where $\tilde{\mathbf{z}}_k = \mathbf{Z} \mathbf{a}_k^* \in \mathcal{CN}(\mathbf{0}, K\sigma^2 \mathbf{I})$, and \mathbf{V}_k is defined in (8). In addition, the MSE in (22) becomes

$$\mathbf{F}_k = \mathbb{E}(\boldsymbol{\varepsilon}_k \boldsymbol{\varepsilon}_k^H) = \left(\mathbf{V}_k^{-1} + \frac{Kp^t}{\sigma^2} \mathbf{I} \right)^{-1} / \sqrt{N}, \quad \forall k. \quad (30)$$

In the following, we study the channel estimation error. In (30), denote the eigenvalue decomposition of \mathbf{V}_k as

$$\mathbf{V}_k = \mathbf{B}_k \mathbf{\Sigma}_k \mathbf{B}_k^H, \quad (31)$$

where $\mathbf{B}_k \in \mathbb{C}^{M \times M}$ is a unitary matrix, and $\mathbf{\Sigma}_k = \text{diag}(\lambda_{k,1}, \dots, \lambda_{k,M})$ is a diagonal matrix whose diagonal elements are M eigenvalues. Substituting (31) into (30), the power of $\boldsymbol{\varepsilon}_k$ is

$$\mathbb{E}(\boldsymbol{\varepsilon}_k^H \boldsymbol{\varepsilon}_k) = \text{tr}(\mathbf{F}_k) = \frac{1}{N} \text{tr} \left(\mathbf{B}_k^H \text{diag} \left(\frac{\lambda_{k,1} \sigma^2}{\sigma^2 + p^t K \lambda_{k,1}}, \dots, \frac{\lambda_{k,M} \sigma^2}{\sigma^2 + p^t K \lambda_{k,M}} \right) \mathbf{B}_k \right) \quad (32)$$

$$= \frac{1}{N} \sum_{i=1}^M \frac{\lambda_{k,i} \sigma^2}{\sigma^2 + p^t K \lambda_{k,i}} = \frac{\sigma^2}{N p^t K} \sum_{i=1}^M \frac{p^t K \lambda_{k,i}}{\sigma^2 + p^t K \lambda_{k,i}} \leq \frac{M \sigma^2}{N p^t K}. \quad (33)$$

In this case,

$$0 \leq \lim_{N/M=q, N \rightarrow \infty} \frac{\text{tr}(\mathbf{F}_k)}{M} \leq \lim_{N/M=q, N \rightarrow \infty} \frac{\sigma^2}{N p^t K} = 0. \quad (34)$$

Thus,

$$\lim_{N/M=q, N \rightarrow \infty} \frac{\text{tr}(\mathbf{F}_k)}{M} = 0. \quad (35)$$

Note that (35) indicates that in the IRS-assisted massive MIMO system, the channel estimation error is negligible compared to the normalized channel power order M . Note that this is not true in the conventional massive MIMO system without IRS [2]. The reason is as follows. Based on (20), since the elements in \mathbf{c}_k/\sqrt{N} and $\hat{\mathbf{z}}_k$ are independent, the channel of each antenna m can be estimated via the following signal

$$\hat{\mathbf{y}}_k(m) = K \sqrt{p^t} \mathbf{c}_k(m)/\sqrt{N} + \hat{\mathbf{z}}_k(m), \quad m = 1, \dots, M, \quad (36)$$

where $\hat{\mathbf{z}}_k(m) \sim \mathcal{CN}(0, K\sigma^2/\sqrt{N})$. It is observed that as N goes to infinity, the power of $\mathbf{c}_k(m)/\sqrt{N}$ is finite as shown in (27) since it is the superposition of N reflecting channels, but the power of $\hat{\mathbf{z}}_k(m)$ is zero. As a result, with the MMSE channel estimator (29), the MSE for estimation $\mathbf{c}_k(m)/\sqrt{N}$ is negligible compared to the power of $\mathbf{c}_k(m)/\sqrt{N}$. Thus,

$$\hat{\mathbf{c}}_k(m) = \frac{\mathbf{c}_k(m)}{\sqrt{N}}, \quad m = 1, \dots, M. \quad (37)$$

As a result, it is expected that the overall MSE for estimating \mathbf{c}_k/\sqrt{N} is negligible compared to the power of \mathbf{c}_k/\sqrt{N} , $k = 1, \dots, K$, as shown in (35).

A straightforward result following from (35), and the channel hardening in (27) and favorable propagation property in (28) is that, in the asymptotic regime where N and M go to infinity with a fixed ratio $N/M = q$, we have

$$\frac{\hat{\mathbf{c}}_k^H \hat{\mathbf{c}}_k}{M} \xrightarrow{\text{a.s.}} \frac{\beta_k^{\text{IU}} \beta^{\text{BI}} \phi^H \bar{\mathbf{C}}_k \phi}{N}, \quad \forall k, \quad (38)$$

$$\frac{\hat{\mathbf{c}}_k^H \hat{\mathbf{c}}_j}{M} \xrightarrow{\text{a.s.}} 0, \quad \forall k \neq j. \quad (39)$$

V. ACHIEVABLE USER RATE WITH IMPERFECT CSI

In this section, we characterize the user achievable rate under the two-timescale protocol in our considered asymptotic regime (13).

With the MMSE channel estimator $\hat{\mathbf{c}}_k$'s shown in (21) given any M and N , the normalized beamformed signal at the BS shown in (11) can be expressed as

$$\tilde{\mathbf{y}}_k / \sqrt{N} = \mathbf{w}_k^H \hat{\mathbf{c}}_k \sqrt{p_k} s_k + \sum_{j \neq k} \mathbf{w}_k^H \hat{\mathbf{c}}_j \sqrt{p_j} s_j - \sum_{j=1}^K \mathbf{w}_k^H \boldsymbol{\varepsilon}_j \sqrt{p_j} s_j + \mathbf{w}_k^H \mathbf{z} / \sqrt{N}, \quad \forall k. \quad (40)$$

Due to the channel hardening in (27) and favorable propagation property in (28), it can be expected that the MRC receiver is quite good. Thus, the BS applies MRC receivers based on the estimated channels, i.e., $\mathbf{w}_k = \hat{\mathbf{c}}_k$, $\forall k$. In this case, (40) becomes

$$\tilde{\mathbf{y}}_k / \sqrt{N} = \hat{\mathbf{c}}_k^H \hat{\mathbf{c}}_k \sqrt{p_k} s_k + \sum_{j \neq k} \hat{\mathbf{c}}_k^H \hat{\mathbf{c}}_j \sqrt{p_j} s_j - \sum_{j=1}^K \hat{\mathbf{c}}_k^H \boldsymbol{\varepsilon}_j \sqrt{p_j} s_j + \hat{\mathbf{c}}_k^H \mathbf{z} / \sqrt{N}, \quad \forall k. \quad (41)$$

Under MMSE channel estimation, the estimated channels $\hat{\mathbf{c}}_k$'s are independent of the estimation errors $\boldsymbol{\varepsilon}_k$'s. In this case, according to [2], [39], the achievable rate of user k is

$$R_k(\phi) = \frac{T - K}{T} \log_2(1 + \gamma_k(\phi)), \quad \forall k, \quad (42)$$

where T is the length of a coherent block, $(T - K)/T$ denotes the fraction of time for data transmission, and $\gamma_k(\phi)$ is given by

$$\gamma_k(\phi) = \frac{p_k |\hat{\mathbf{c}}_k^H \hat{\mathbf{c}}_k|^2}{\sum_{j \neq k} p_j |\hat{\mathbf{c}}_k^H \hat{\mathbf{c}}_j|^2 + \sum_{j=1}^K p_j \hat{\mathbf{c}}_k^H \mathbf{F}_j \hat{\mathbf{c}}_k + \sigma^2 \hat{\mathbf{c}}_k^H \hat{\mathbf{c}}_k / N}, \quad \forall k, \quad (43)$$

with \mathbf{F}_j 's shown in (22).

In the following, we characterize the closed-form expression of the user rates in (43) under the regime where N and M go to infinity with $N/M = q$. Within this regime, the closed-form expressions of $\hat{\mathbf{c}}_k$'s and \mathbf{F}_k 's are shown in (29) and (30), respectively. We have the following theorem.

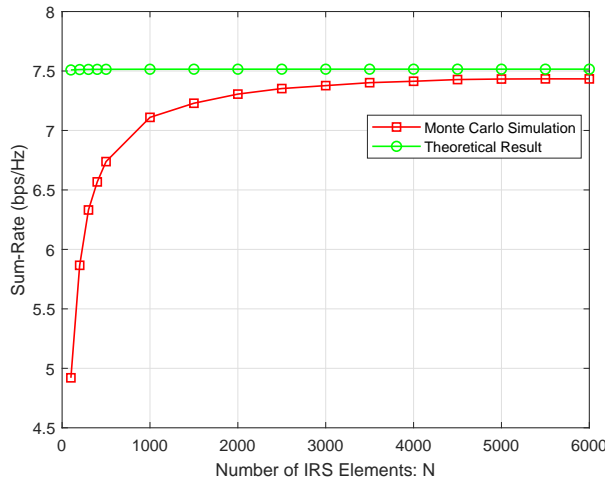


Fig. 5. Validation of Theorem 2 when $q = N/M = 10$ and $K = 4$.

Theorem 2: Assume that the transmit power of user k is $p_k = \frac{E_k}{MN}$, where E_k is fixed, $\forall k$. Under the asymptotic regime where N and M go to infinity with a fixed ratio $N/M = q$ and Assumptions 1 to 3, the rate of user k given in (42) achieved by the MRC beamforming $\mathbf{w}_k = \hat{\mathbf{c}}_k$ almost surely converges to

$$\bar{R}_k(\phi) = \frac{T - K}{T} \log_2 \left(1 + \frac{E_k \beta_k^{\text{IU}} \beta^{\text{BI}} \phi^H \bar{\mathbf{C}}_k \phi}{N \sigma^2} \right), \quad \forall k, \quad (44)$$

where $\bar{\mathbf{C}}_k$ is shown in (10).

Proof: Please refer to Appendix C. ■

We verify Theorem 2 through numerical results. Specifically, we assume that the number of users is $K = 4$, and the ratio between the numbers of IRS reflection elements and BS antennas is $q = N/M = 10$. The IRS reflection coefficients are set to be $\phi_n = 1$, $\forall n$. The transmit power is $p_k = \frac{E_k}{MN}$, where $E_k = 0$ dbm for all users. The power spectrum density of the AWGN is -170 dBm/Hz, and the bandwidth is assumed to be 1 MHz. The channel fading block length is $T = 1000$. We assume that the channel correlation matrices follow the exponential correlation matrix model [40] as detailed in Section IV-A. In addition, we assume that the direct links between BS and users are totally blocked, i.e., $\mathbf{h}_k = \mathbf{0}$, $k = 1, \dots, K$. The path loss of $t_{k,n}$'s and \mathbf{r}_n 's is modeled as $\beta_k^{\text{IU}} = \beta_0 (d_k^{\text{IU}}/d_0)^{-\alpha_1}$ and $\beta^{\text{BI}} = \beta_0 (d^{\text{BI}}/d_0)^{-\alpha_2}$, respectively, where $d_0 = 1$ meter (m) denotes the reference distance, $\beta_0 = -20$ dB denotes the path loss at the reference distance, d_k^{IU} and d^{BI} denote the distance between the IRS and user k , as well as the distance between the BS and the IRS, α_1 and α_2 denote the path loss factors for $t_{k,n}$'s and \mathbf{r}_n 's, respectively. We set $\alpha_1 = 2.1$ and $\alpha_2 = 2.2$ in the numerical examples. Moreover, the distance

between the BS and IRS is set to be $d^{\text{BI}} = 100$ m, and all the users are assumed to be located in a circular regime with radius 5 m, whose center is 10 m away from the IRS and 105 m away from the BS.

Based on the setup, in Fig. 5 we plot the sum-rate predicated by (44) when N ranges from 100 to 6000 in green line. In addition, we also plot the sum-rate obtained by Monte Carlo simulation in red line. In the Monte Carlo simulations, we use LMMSE estimator to approximate MMSE estimator for general M and N . It can be observed from Fig. 5 that when M and N increase, the theoretical user rate predication in (44) becomes more accurate. For example, when $M = 100$ and $N = 1000$, the gap between the sum-rate prediction and the real sum-rate is merely about 0.4 bps/Hz. In addition, Fig. 5 indicates that with the aid of IRS, a non-zero rate is achieved when the user transmit power is in the order of $1/MN$. We also have similar observations on other setups. Note that in the conventional massive MIMO systems without IRS, a non-zero user rate is achieved when the user transmit power is in the order of $1/M$ [2].

VI. IRS REFLECTION COEFFICIENTS DESIGN

In Sections IV and V, we have introduced how to estimate the channels and characterize the user achievable rates given any IRS reflection coefficients in each channel coherent block, under our interested protocol introduced in Section III. In this section, we introduce how to design the IRS reflection coefficients based on the channel covariance matrices to improve the user rates shown in (44). Due to the space limitation, in the following, we merely consider the problem to minimize the sum transmit power of all the users subject to the individual rate constraints, while the similar philosophy can be also applied to the other IRS reflection coefficients optimization problems, e.g., weighted sum-rate maximization problem, minimum rate maximization problem, etc. Specifically, the sum-power minimization problem considered in this paper is formulated as

$$(P1) : \quad \min_{p_1, \dots, p_K, \phi} \quad \sum_{k=1}^K p_k$$

$$\text{s.t.} \quad \bar{R}_k(\phi) \geq R_k^{\min}, \quad k = 1, \dots, K, \quad (45)$$

$$\phi_n^* \phi_n \leq 1, \quad n = 1, \dots, N, \quad (46)$$

where R_k^{\min} is the minimum required rate of user k . The constraint (45) can be re-expressed as

$$\frac{1}{p_k} \left(2^{\frac{R_k^{\min} T}{T-K}} - 1 \right) \sigma^2 \leq \phi^H \bar{\mathbf{C}}_k \phi, \quad k = 1, \dots, K. \quad (47)$$

Note that constraint (47) is still non-convex since given $\bar{\mathbf{C}}_k \succ \mathbf{0}$, $\phi^H \bar{\mathbf{C}}_k \phi$ is a convex function, rather than a concave function, over ϕ , $\forall k$. In the following, we apply the successive convex approximation (SCA) technique to solve problem (P1) with constraint (45) replaced by (47).

A. Successive Convex Approximation Method

For convenience, denote

$$\mathbf{A}_k = \begin{bmatrix} \Re(\bar{\mathbf{C}}_k) & -\Im(\bar{\mathbf{C}}_k) \\ \Im(\bar{\mathbf{C}}_k) & \Re(\bar{\mathbf{C}}_k) \end{bmatrix}, \quad \forall k, \quad (48)$$

and

$$\mathbf{b} = \left[\Re(\phi)^T \quad \Im(\phi)^T \right]^T, \quad (49)$$

where $\Re(\mathbf{X})$ and $\Im(\mathbf{X})$ denote the real and imaginary parts of \mathbf{X} , respectively. Since $\bar{\mathbf{C}}_k^H = \bar{\mathbf{C}}_k$, i.e., $\Re(\bar{\mathbf{C}}_k)^T = \Re(\bar{\mathbf{C}}_k)$ and $\Im(\bar{\mathbf{C}}_k)^T = -\Im(\bar{\mathbf{C}}_k)$, we have $\mathbf{A}_k^T = \mathbf{A}_k$, $\forall k$. Then, it can be shown that $\phi^H \bar{\mathbf{C}}_k \phi$ can be characterized by the following real expression:

$$\phi^H \bar{\mathbf{C}}_k \phi = \mathbf{b}^T \mathbf{A}_k \mathbf{b}, \quad \forall k. \quad (50)$$

Due to the convexity of $\mathbf{b}^T \mathbf{A}_k \mathbf{b}$ over \mathbf{b} , at any point $\bar{\mathbf{b}}$ that satisfies $\bar{\mathbf{b}}_n^2 + \bar{\mathbf{b}}_{n+N}^2 \leq 1$, $\forall n$, where $\bar{\mathbf{b}}_n$ denotes the n -th element in $\bar{\mathbf{b}}$, its first-order Taylor approximation always serves as a lower bound:

$$\mathbf{b}^T \mathbf{A}_k \mathbf{b} \geq \bar{\mathbf{b}}^T \mathbf{A}_k \bar{\mathbf{b}} + 2\bar{\mathbf{b}}^T \mathbf{A}_k (\mathbf{b} - \bar{\mathbf{b}}), \quad \forall k, \quad (51)$$

where the equality holds if and only if $\mathbf{b} = \bar{\mathbf{b}}$. Given any $\bar{\mathbf{b}}$ that satisfies $\bar{\mathbf{b}}_n^2 + \bar{\mathbf{b}}_{n+N}^2 \leq 1$, $\forall n$, the approximated problem for Problem (P1) is then given as

$$\begin{aligned} \text{(P2)} : \quad & \min_{p_1, \dots, p_K, \mathbf{b}} \sum_{k=1}^K p_k \\ & \text{s.t.} \quad \frac{1}{p_k} \left(2 \frac{R_k^{\min T}}{T-K} - 1 \right) \sigma^2 \\ & \leq \bar{\mathbf{b}}^T \mathbf{A}_k \bar{\mathbf{b}} + 2\bar{\mathbf{b}}^T \mathbf{A}_k (\mathbf{b} - \bar{\mathbf{b}}), \quad \forall k, \end{aligned} \quad (52)$$

$$\mathbf{b}_n^2 + \mathbf{b}_{n+N}^2 \leq 1, \quad n = 1, \dots, N, \quad (53)$$

where \mathbf{b}_n denotes the n -th element of \mathbf{b} . Problem (P2) is convex and can be efficiently solved by the existing convex optimization software, e.g., CVX [41].

After solving Problem (P2) given the point $\bar{\mathbf{b}}$, the SCA method for Problem (P1) proceeds by iteratively updating $\bar{\mathbf{b}}$ based on the solution to Problem (P2). The proposed iterative algorithm

Algorithm 1: Proposed SCA Method to Solve Problem (P1)

Initialization: For iteration $i = 0$, generate initial $\bar{\mathbf{b}}$ satisfying $\bar{\mathbf{b}}_n^2 + \bar{\mathbf{b}}_{n+N}^2 \leq 1, \forall n$;

Repeat:

- 1) For iteration $i \geq 1$, find the optimal solution to Problem (P2) using CVX as $\mathbf{b}^{(i)}$ and $p_k^{(i)}$,
 $k = 1, \dots, K$;
- 2) Update $\bar{\mathbf{b}} = \mathbf{b}^{(i)}$ in (52);
- 3) $i = i + 1$;

Until $\|\mathbf{b}^{(i)} - \mathbf{b}^{(i-1)}\|_2^2 \leq \delta$.

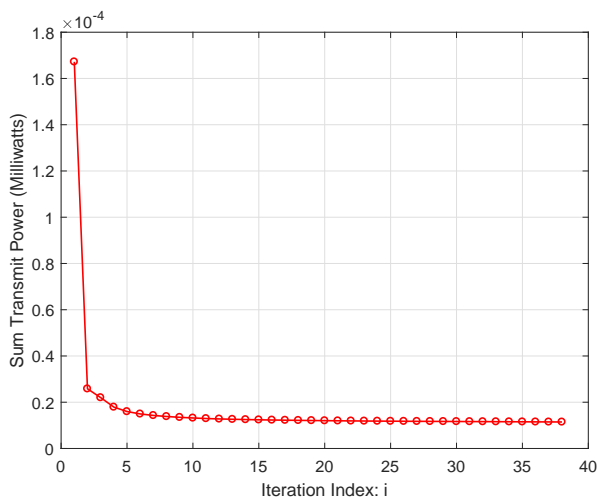


Fig. 6. Convergence speed of Algorithm 1 when $N = 1280$ and $M = 128$.

is summarized in Algorithm 1, where i denotes the index of iteration, and $\delta > 0$ is a given threshold. The convergence of Algorithm 1 is guaranteed and the converged solution satisfies the Karush-Kuhn-Tucker (KKT) condition of the Problem (P1) [34].

B. Numerical Results

In this subsection, we present numerical results to evaluate the performance the proposed SCA algorithm. We assume that the numbers of users, the IRS reflection elements, and the BS antennas are $K = 4$, $N = 1280$, and $M = 128$, respectively. The other numerical parameters are the same as those used in Section V.

We first show the convergence speed of Algorithm 1 in Fig. 6. In this example, the target rates of the 4 users are $R_1^{\min} = 1$ bps/Hz, $R_2^{\min} = 1.5$ bps/Hz, $R_3^{\min} = 1.5$ bps/Hz, and $R_4^{\min} = 2$ bps/Hz, respectively. As shown in Fig. 6, Algorithm 1 converges very fast with iterations.

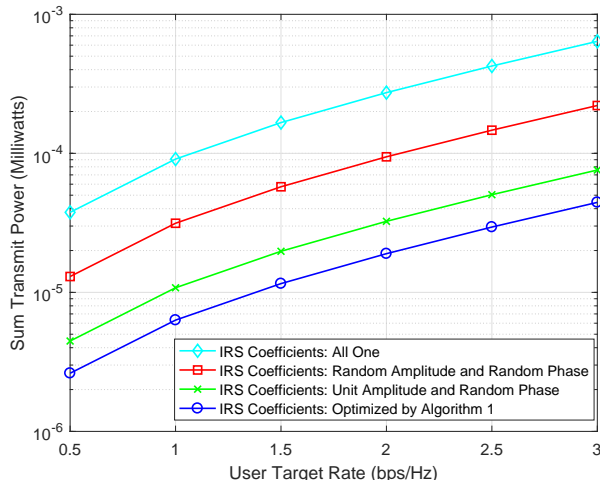


Fig. 7. Performance comparison among different IRS reflection coefficients designs when $N = 1280$ and $M = 128$.

Second, we compare the performance of Algorithm 1 with that of some benchmark schemes.

- **IRS Coefficients: All One.** In this case, we set $\phi_n = 1, \forall n$.
- **IRS Coefficients: Random Amplitude and Random Phase.** In this case, the amplitude of each IRS reflection coefficient ϕ_n is randomly distributed between $(0, 1]$, and the phase of each IRS reflection coefficient ϕ_n is randomly distributed between $(0, 2\pi]$, $\forall n$.
- **IRS Coefficients: Unit Amplitude and Random Phase.** In this case, the amplitude of each IRS reflection coefficient is set to be one, and the phase of each IRS reflection coefficient is randomly distributed between $(0, 2\pi]$, $\forall n$.

The performance comparison between Algorithm 1 and the benchmark schemes is shown in Fig. 7, where the target rates are assumed to be the same for all users. It is observed that the sum-power achieved by Algorithm 1 is much smaller than that achieved by the benchmark schemes, when the common user rate targets range from 0.5 bps/Hz to 3 bps/Hz. This indicates that the IRS reflection coefficients should be carefully designed based on the statistical CSI.

VII. CONCLUSIONS AND FUTURE WORK

In this paper, we proposed to deploy IRSs in massive MIMO systems to serve the users in the service dead zone. Specifically, to reduce the overhead of channel estimation and computational complexity of BS beamforming and IRS reflection design, we advocated a novel two-timescale protocol. Under the asymptotic regime where the numbers of BS antennas and IRS elements go to infinity with a fixed ratio, we first characterized the MMSE channel estimators of the user effective channels, then quantified the user achievable rates as functions of channel covariance

matrices when the channel estimation overhead and error are taken into consideration, and last designed the IRS reflection coefficients to minimize the long-term transmit power of all the users based on channel covariance matrices. It was shown theoretically and numerically that the IRS can improve the performance of massive MIMO communication.

Some promising future work directions are described as follows. First, for IRS reflection coefficients design, this paper mainly considers the long-term power minimization problem. It is interesting to investigate how to optimize the other metrics based on our rate characterization results. Next, this paper mainly focuses on the issues arising from estimating the instantaneous CSI. It is also important to study the efficient way to estimate the statistical CSI, i.e., the channel covariance matrices, by utilizing some unique property of the IRS-assisted massive MIMO communication. Such a research line may lead to new theoretical problems about covariance estimation as well as practical solutions to implement the two-timescale communication protocol.

APPENDIX

A. Useful Results

Lemma 1 (Lemma 14.2 [33]): Let $\mathbf{A} \in \mathbb{C}^{M \times M}$ be a random matrix with almost surely uniformly bounded spectral norm. Let $\mathbf{x} \in \mathbb{C}^{M \times 1}$ be a random vector with i.i.d. entries of zero mean, and variance $1/M$, and eighth order moment of order $O(1/N^4)$, and independent of \mathbf{A} . Then as $M \rightarrow \infty$,

$$\mathbf{x}^H \mathbf{A} \mathbf{x} - \frac{1}{M} \text{tr}(\mathbf{A}) \xrightarrow{\text{a.s.}} 0. \quad (54)$$

Lemma 2: Let $\mathbf{A} \in \mathbb{C}^{M \times M}$ be a random matrix with almost surely uniformly bounded spectral norm. Let $\mathbf{x} \in \mathbb{C}^{M \times 1}$ and $\mathbf{y} \in \mathbb{C}^{M \times 1}$ be mutually independent random vectors with i.i.d. entries of zero mean, and variance $1/M$, and fourth order moment of order $O(1/N^2)$, and independent of \mathbf{A} . Then as $M \rightarrow \infty$,

$$\mathbf{x}^H \mathbf{A} \mathbf{y} \xrightarrow{\text{a.s.}} 0. \quad (55)$$

Proof: The proof is similar to that of Lemma 14.2 in [33]. We omit the details here. ■

B. Proof of Theorem 1

We first prove the asymptotic behavior of $\frac{\mathbf{c}_k^H \mathbf{c}_j}{MN}$ shown in (28). As M, N go to infinity with $N/M = q$,

$$\begin{aligned} \frac{\mathbf{c}_k^H \mathbf{c}_j}{MN} &= q \frac{\mathbf{c}_k^H \mathbf{c}_j}{N^2} = q \frac{\left(\mathbf{h}_k + \sum_{n=1}^N \phi_n \mathbf{g}_{k,n}\right)^H \left(\mathbf{h}_j + \sum_{n=1}^N \phi_n \mathbf{g}_{j,n}\right)}{N^2} \\ &= q \frac{\tilde{\mathbf{h}}_k^H (\mathbf{C}_k^B)^{\frac{1}{2}} (\mathbf{C}_j^B)^{\frac{1}{2}} \tilde{\mathbf{h}}_j}{N^2} + q \frac{\tilde{\mathbf{h}}_k^H \hat{\mathbf{C}}_{k,j} \tilde{\mathbf{t}}_j}{N} + q \frac{(\tilde{\mathbf{t}}_k)^H \hat{\mathbf{C}}_{k,j}^H \tilde{\mathbf{h}}_j}{N} + q \frac{(\tilde{\mathbf{t}}_k)^H \tilde{\mathbf{C}}_{k,j} \tilde{\mathbf{t}}_j}{N}, \end{aligned} \quad (56)$$

where $\tilde{\mathbf{C}}_{k,j}$ and $\hat{\mathbf{C}}_{k,j}$ are shown in (16) and (17), respectively. In (56), since $\mathbf{C}_k^B, \forall k$, have uniformly bounded spectral norm, $(\mathbf{C}_k^B)^{\frac{1}{2}} (\mathbf{C}_j^B)^{\frac{1}{2}}, \forall k \neq j$, have uniformly bounded spectral norm. In addition, $\tilde{\mathbf{h}}_k$ and $\tilde{\mathbf{h}}_j$ are mutually independent vectors with i.i.d. entries, $\forall k \neq j$. Thus, according to Theorem 3.7 in [33], as M, N go to infinity with $N/M = q$, we have

$$q \frac{\tilde{\mathbf{h}}_k^H (\mathbf{C}_k^B)^{\frac{1}{2}} (\mathbf{C}_j^B)^{\frac{1}{2}} \tilde{\mathbf{h}}_j}{N^2} \xrightarrow{\text{a.s.}} 0, \quad \forall k \neq j. \quad (57)$$

Moreover, denote the SVD of $\hat{\mathbf{C}}_{k,j}$ as

$$\hat{\mathbf{C}}_{k,j} = \mathbf{L}_{k,j} \Sigma_{k,j} \mathbf{O}_{k,j}^H, \quad \forall k \neq j, \quad (58)$$

where $\mathbf{L}_{k,j} \in \mathbb{C}^{M \times M}$ and $\mathbf{O}_{k,j} \in \mathbb{C}^{N \times N}$ are unitary matrices. First, consider the case that $N \geq M$. In this case, $\Sigma_{k,j} \in \mathbb{C}^{M \times N}$ is expressed as

$$\Sigma_{k,j} = \begin{bmatrix} \Sigma_{k,j}^{(1)} & \mathbf{0} \end{bmatrix}, \quad (59)$$

where $\Sigma_{k,j}^{(1)} = \text{diag}(\delta_{k,j}^{(1)}, \dots, \delta_{k,j}^{(M)})$ contains the M positive singular values of $\hat{\mathbf{C}}_{k,j}$. Then,

$$q \frac{\tilde{\mathbf{h}}_k^H \hat{\mathbf{C}}_{k,j} \tilde{\mathbf{t}}_j}{N} = q \frac{\hat{\mathbf{h}}_{k,j}^H \Sigma_{k,j} \hat{\mathbf{t}}_{k,j}}{N} = q \frac{\hat{\mathbf{h}}_{k,j}^H \Sigma_{k,j}^{(1)} \hat{\mathbf{t}}_{k,j}^{(1)}}{N}, \quad (60)$$

where $\hat{\mathbf{h}}_{k,j} = \mathbf{L}_{k,j}^H \tilde{\mathbf{h}}_k$ and $\hat{\mathbf{t}}_{k,j} = \mathbf{O}_{k,j}^H \tilde{\mathbf{t}}_j = \begin{bmatrix} (\hat{\mathbf{t}}_{k,j}^{(1)})^T & (\hat{\mathbf{t}}_{k,j}^{(2)})^T \end{bmatrix}^T$ with $\hat{\mathbf{t}}_{k,j}^{(1)} \in \mathbb{C}^{M \times 1}$ and $\hat{\mathbf{t}}_{k,j}^{(2)} \in \mathbb{C}^{(N-M) \times 1}$. Since $\mathbf{L}_{k,j}$ is a unitary matrix, the distribution of $\hat{\mathbf{h}}_{k,j}$ is the same as that of $\tilde{\mathbf{h}}_k$, i.e., $\hat{\mathbf{h}}_{k,j} \sim \mathcal{CN}(\mathbf{0}, \beta_k^{\text{BU}} \mathbf{I}), \forall k$. Similarly, it follows that $\hat{\mathbf{t}}_{k,j} \sim \mathcal{CN}(\mathbf{0}, \beta_k^{\text{IU}} \mathbf{I}), \forall k$. Since $\Sigma_{k,j}^{(1)}$ has almost surely uniformly bounded spectral norm according to Assumption 2, by utilizing Lemma 2 in Appendix A we have

$$q \frac{\tilde{\mathbf{h}}_k^H \hat{\mathbf{C}}_{k,j} \tilde{\mathbf{t}}_j}{N} \xrightarrow{\text{a.s.}} 0. \quad (61)$$

We can also get the same results when $M > N$. Similarly, for the third and fourth terms in (56),

$$q \frac{(\tilde{\mathbf{t}}_k)^H \hat{\mathbf{C}}_{k,j}^H \tilde{\mathbf{h}}_j}{N} \xrightarrow{\text{a.s.}} 0, \quad (62)$$

$$q \frac{(\tilde{\mathbf{t}}_k)^H \tilde{\mathbf{C}}_{k,j} \tilde{\mathbf{t}}_j}{N} \xrightarrow{\text{a.s.}} 0. \quad (63)$$

Substituting (57), (61), (62), and (63) into (56), as M, N go to infinity with $N/M = q$, we have

$$\frac{\mathbf{c}_k^H \mathbf{c}_j}{MN} \xrightarrow{\text{a.s.}} 0, \quad \forall k \neq j. \quad (64)$$

Then, we show the asymptotic behavior of $\frac{\mathbf{c}_k^H \mathbf{c}_k}{MN}$ shown in (28). As M, N go to infinity with $N/M = q$, we have

$$\frac{\mathbf{c}_k^H \mathbf{c}_k}{MN} = q \frac{\mathbf{c}_k^H \mathbf{c}_k}{N^2} = q \frac{\left(\mathbf{h}_k + \sum_{n=1}^N \phi_n \mathbf{g}_{k,n} \right)^H \left(\mathbf{h}_k + \sum_{n=1}^N \phi_n \mathbf{g}_{k,n} \right)}{N^2} \quad (65)$$

$$\xrightarrow{\text{a.s.}} q \frac{\tilde{\mathbf{h}}_k^H \mathbf{C}_k^B \tilde{\mathbf{h}}_k}{N^2} + q \frac{(\tilde{\mathbf{t}}_k)^H \tilde{\mathbf{C}}_{k,k} \tilde{\mathbf{t}}_k}{N}. \quad (66)$$

In (66), since \mathbf{C}_k^B has uniformly bounded spectral norm and $\tilde{\mathbf{h}}_k$ has i.i.d. distributed random entries, according to Theorem 3.4 in [33], as M, N go to infinity with $N/M = q$, we have

$$q \frac{\tilde{\mathbf{h}}_k^H \mathbf{C}_k^B \tilde{\mathbf{h}}_k}{N^2} \xrightarrow{\text{a.s.}} q \frac{\beta_k^{\text{BU}} \text{tr}(\mathbf{C}_k^B)}{N^2} = \frac{\beta_k^{\text{BU}}}{N} \xrightarrow{\text{a.s.}} 0. \quad (67)$$

In addition, since $\tilde{\mathbf{C}}_{k,k}$ has almost surely uniformly bounded spectral norm based on Assumption 3 and $\tilde{\mathbf{t}}_k$ has i.i.d. random entries, according to Lemma 2 in Appendix A, as M, N go to infinity with $N/M = q$, we have

$$q \frac{(\tilde{\mathbf{t}}_k)^H \tilde{\mathbf{C}}_{k,k} \tilde{\mathbf{t}}_k}{N} \xrightarrow{\text{a.s.}} q \beta_k^{\text{IU}} \frac{\text{tr}(\tilde{\mathbf{C}}_{k,k})}{N} = q \beta_k^{\text{IU}} \frac{\text{tr}(\tilde{\mathbf{R}}^H \mathbf{C}^B \tilde{\mathbf{R}} \mathbf{D}_k(\phi))}{N^2}. \quad (68)$$

Denote the eigenvalue decomposition of \mathbf{C}^B as

$$\mathbf{C}^B = \mathbf{W} \mathbf{\Psi} \mathbf{W}^H, \quad (69)$$

where $\mathbf{W} \in \mathbb{C}^{M \times M}$ is a unitary matrix, and $\mathbf{\Psi} = \text{diag}(\psi_1, \dots, \psi_M)$ is a diagonal matrix whose diagonal elements are M eigenvalues. Substituting (69) into (68), we have

$$\begin{aligned} q \frac{(\tilde{\mathbf{t}}_k)^H \tilde{\mathbf{C}}_{k,k} \tilde{\mathbf{t}}_k}{N} &\xrightarrow{\text{a.s.}} q \beta_k^{\text{IU}} \frac{\text{tr}(\hat{\mathbf{R}} \mathbf{\Psi} \hat{\mathbf{R}}^H \mathbf{D}_k(\phi))}{N^2} = q \beta_k^{\text{IU}} \frac{\text{tr}(\sum_{m=1}^M \psi_m \hat{\mathbf{r}}_m \hat{\mathbf{r}}_m^H \mathbf{D}_k(\phi))}{N^2} \\ &= q \beta_k^{\text{IU}} \sum_{m=1}^M \psi_m \frac{\hat{\mathbf{r}}_m^H \mathbf{D}_k(\phi) \hat{\mathbf{r}}_m}{N^2} \end{aligned} \quad (70)$$

where $\hat{\mathbf{R}} = \tilde{\mathbf{R}}^H \mathbf{W} = [\hat{\mathbf{r}}_1, \dots, \hat{\mathbf{r}}_M]$. In (70), since the spectral norm

$$\|\mathbf{D}_k(\boldsymbol{\phi})\|_2 \leq \|\mathbf{C}^I\|_2 \|\mathbf{C}_k^I\|_2, \quad (71)$$

according to Assumption 1, $\mathbf{D}_k(\boldsymbol{\phi})$ has uniformly bounded spectral norm. In this case, based on Theorem 3.4 in [33], (70) can be further expressed as

$$q \frac{(\tilde{\mathbf{t}}_k)^H \tilde{\mathbf{C}}_{k,k} \tilde{\mathbf{t}}_k}{N} \xrightarrow{\text{a.s.}} q \beta_k^{\text{IU}} \beta^{\text{BI}} \frac{\sum_{m=1}^M \psi_m \text{tr}(\mathbf{D}_k(\boldsymbol{\phi}))}{N^2} = q \beta_k^{\text{IU}} \beta^{\text{BI}} \frac{\text{tr}(\mathbf{C}^{\text{B}}) \text{tr}(\mathbf{D}_k(\boldsymbol{\phi}))}{N^2} \quad (72)$$

$$= \beta_k^{\text{IU}} \beta^{\text{BI}} \frac{\text{tr}(\mathbf{D}_k(\boldsymbol{\phi}))}{N}, \quad (73)$$

where (72) to (73) follows from the fact that $\text{tr}(\mathbf{C}^{\text{B}}) = M$ when \mathbf{C}^{B} is a channel correlation matrix with all diagonal elements being one. Substituting (67) and (73) into (66), we have

$$\frac{\mathbf{c}_k^H \mathbf{c}_j}{MN} \xrightarrow{\text{a.s.}} \frac{\beta_k^{\text{IU}} \beta^{\text{BI}} \text{tr}(\mathbf{D}_k(\boldsymbol{\phi}))}{N} = \frac{\beta_k^{\text{IU}} \beta^{\text{BI}} \boldsymbol{\phi}^H \bar{\mathbf{C}}_k \boldsymbol{\phi}}{N}, \quad \forall k, \quad (74)$$

where $\bar{\mathbf{C}}_k$ is shown in (10). Theorem 1 is thus proved.

C. Proof of Theorem 2

Substituting $p_k = \frac{E_k}{MN}$ into (43), we have

$$\gamma_k(\boldsymbol{\phi}) = \frac{E_k |\hat{\mathbf{c}}_k^H \hat{\mathbf{c}}_k / M|^2}{\sum_{j \neq k}^K E_j |\hat{\mathbf{c}}_k^H \hat{\mathbf{c}}_j / M|^2 + \sum_{j=1}^K E_j \hat{\mathbf{c}}_k^H \mathbf{F}_j \hat{\mathbf{c}}_k / M^2 + \sigma^2 \hat{\mathbf{c}}_k^H \hat{\mathbf{c}}_k / M}, \quad \forall k. \quad (75)$$

In (75), we have already shown the asymptotic behaviors of $\frac{\hat{\mathbf{c}}_k^H \hat{\mathbf{c}}_k}{M}$ and $\frac{\hat{\mathbf{c}}_k^H \hat{\mathbf{c}}_j}{M}$ in (38) and (39), respectively. In the following, we show the asymptotic behavior of $\frac{\hat{\mathbf{c}}_k^H \mathbf{F}_j \hat{\mathbf{c}}_k}{M^2}$.

From (32), we have

$$\mathbf{F}_j = \frac{1}{N} \mathbf{B}_j^H \text{diag} \left(\frac{\lambda_{j,1} \sigma^2}{\sigma^2 + p^t K \lambda_{j,1}}, \dots, \frac{\lambda_{j,M} \sigma^2}{\sigma^2 + p^t K \lambda_{j,M}} \right) \mathbf{B}_j, \quad \forall j. \quad (76)$$

Then,

$$\hat{\mathbf{c}}_k^H \mathbf{F}_j \hat{\mathbf{c}}_k = \frac{1}{N} \hat{\mathbf{c}}_k^H \mathbf{B}_j^H \text{diag} \left(\frac{\lambda_{j,1} \sigma^2}{\sigma^2 + p^t K \lambda_{j,1}}, \dots, \frac{\lambda_{j,M} \sigma^2}{\sigma^2 + p^t K \lambda_{j,M}} \right) \mathbf{B}_j \hat{\mathbf{c}}_k \leq \frac{\sigma^2}{N p^t K} \hat{\mathbf{c}}_k^H \hat{\mathbf{c}}_k. \quad (77)$$

As M, N go to infinity with $N/M = q$,

$$0 \leq \frac{\hat{\mathbf{c}}_k^H \mathbf{F}_j \hat{\mathbf{c}}_k}{M^2} \leq \frac{\sigma^2}{p^t K} \frac{\hat{\mathbf{c}}_k^H \hat{\mathbf{c}}_k}{M^2 N} \xrightarrow{\text{a.s.}} 0, \quad (78)$$

where the last equality follows from the fact that the power of $\hat{\mathbf{c}}_k$ is in the order of M . Thus, as M, N go to infinity with $N/M = q$,

$$\frac{\hat{\mathbf{c}}_k^H \mathbf{F}_j \hat{\mathbf{c}}_k}{M^2} \xrightarrow{\text{a.s.}} 0. \quad (79)$$

Substituting $\frac{\hat{\mathbf{c}}_k^H \hat{\mathbf{c}}_k}{M}$ in (38), $\frac{\hat{\mathbf{c}}_k^H \hat{\mathbf{c}}_j}{M}$ in (39), and $\frac{\hat{\mathbf{c}}_k^H \mathbf{F}_j \hat{\mathbf{c}}_k}{M^2}$ in (79) into (75), as M, N go to infinity with $N/M = q$, we have

$$\gamma_k(\boldsymbol{\phi}) \xrightarrow{\text{a.s.}} \bar{\gamma}_k(\boldsymbol{\phi}) = \beta_k^{\text{IU}} \beta^{\text{BI}} \frac{E_k \boldsymbol{\phi}^H \bar{\mathbf{C}}_k \boldsymbol{\phi}}{N \sigma^2}, \quad \forall k. \quad (80)$$

From (42), we have

$$R_k(\boldsymbol{\phi}) \xrightarrow{\text{a.s.}} \bar{R}_k(\boldsymbol{\phi}) = \frac{T - K}{T} \log_2 \left(1 + \beta_k^{\text{IU}} \beta^{\text{BI}} \frac{E_k \boldsymbol{\phi}^H \bar{\mathbf{C}}_k \boldsymbol{\phi}}{N \sigma^2} \right), \quad \forall k. \quad (81)$$

Theorem 2 is thus proved.

REFERENCES

- [1] T. L. Marzetta, "Noncooperative cellular wireless with unlimited numbers of base station antennas," *IEEE Trans. Wireless Commun.*, vol. 9, no. 11, pp. 3590–3600, Oct. 2010.
- [2] H. Q. Ngo, E. G. Larsson, and T. L. Marzetta, "Energy and spectral efficiency of very large multiuser MIMO systems," *IEEE Trans. Commun.*, vol. 61, no. 4, pp. 1436–1449, Apr. 2013.
- [3] J. Hoydis, S. Ten Brink, and M. Debbah, "Massive MIMO in the UL/DL of cellular networks: How many antennas do we need?" *IEEE J. Sel. Areas Commun.*, vol. 31, no. 2, pp. 160–171, Jan. 2013.
- [4] H. Yang and T. L. Marzetta, "Performance of conjugate and zero-forcing beamforming in large-scale antenna systems," *IEEE J. Sel. Areas Commun.*, vol. 31, no. 2, pp. 172–179, Jan. 2013.
- [5] T. L. Marzetta, E. G. Larsson, H. Yang, and H. Q. Ngo, *Fundamentals of massive MIMO*. Cambridge, UK: Cambridge University Press, Nov. 2016.
- [6] E. Björnson, J. Hoydis, M. Kountouris, and M. Debbah, "Massive MIMO systems with non-ideal hardware: Energy efficiency, estimation, and capacity limits," *IEEE Trans. Inf. Theory*, vol. 60, no. 11, pp. 7112–7139, Sep. 2014.
- [7] E. Björnson, L. Sanguinetti, J. Hoydis, and M. Debbah, "Optimal design of energy-efficient multi-user MIMO systems: Is massive MIMO the answer?" *IEEE Trans. Wireless Commun.*, vol. 14, no. 6, pp. 3059–3075, 2015.
- [8] H. Q. Ngo, T. L. Marzetta, and E. G. Larsson, "Analysis of the pilot contamination effect in very large multicell multiuser MIMO systems for physical channel models," in *Proc. IEEE Int. Conf. Acoustics Speech Signal Process. (ICASSP)*, May 2011.
- [9] R. R. Muller, L. Cottatellucci, and M. Vehkaperä, "Blind pilot decontamination," *IEEE J. Sel. Topics Signal Process.*, vol. 8, no. 5, pp. 773–786, Oct. 2014.
- [10] C. Liaskos, S. Nie, A. Tsioliaridou, A. Pitsillides, S. Ioannidis, and I. Akyildiz, "A new wireless communication paradigm through software-controlled metasurfaces," *IEEE Commun. Mag.*, vol. 56, no. 9, pp. 162–169, Sep. 2018.
- [11] M. D. R. *et al.*, "Smart radio environments empowered by reconfigurable AI meta-surfaces: An idea whose time has come," *EURASIP J. Wireless Commun. Network.*, no. 129, pp. 1–20, May 2019.
- [12] E. Basar, M. D. Renzo, J. Rosny, M. Debbah, M.-S. Alouini, and R. Zhang, "Wireless communications through reconfigurable intelligent surfaces," *IEEE Access*, vol. 7, pp. 116 753–116 773, 2019.
- [13] Q. Wu and R. Zhang, "Intelligent reflecting surface enhanced wireless network via joint active and passive beamforming," *IEEE Trans. Wireless Commun.*, vol. 18, no. 11, pp. 5394–5409, Aug. 2019.
- [14] S. Zhang and R. Zhang, "Capacity characterization for intelligent reflecting surface aided MIMO communication," *IEEE J. Sel. Areas Commun.*, vol. 38, no. 8, pp. 1823–1838, Jun. 2020.

- [15] C. Huang, A. Zappone, G. C. Alexandropoulos, M. Debbah, and C. Yuen, "Reconfigurable intelligent surfaces for energy efficiency in wireless communication," *IEEE Trans. Wireless Commun.*, vol. 18, no. 8, pp. 4157–4170, Aug. 2019.
- [16] S. Zhang and R. Zhang, "Intelligent reflecting surface aided multi-user communication: Capacity region and deployment strategy," to appear in *IEEE Trans. Commun.*. Early Access.
- [17] C. Pan, H. Ren, K. Wang, W. Xu, M. Elkashlan, A. Nallanathan, and L. Hanzo, "Multicell MIMO communications relying on intelligent reflecting surfaces," *IEEE Trans. Wireless Commun.*, vol. 19, no. 8, pp. 5218–5233, Aug. 2020.
- [18] C. Pan, H. Ren, K. Wang, M. Elkashlan, A. Nallanathan, J. Wang, and L. Hanzo, "Intelligent reflecting surface aided MIMO broadcasting for simultaneous wireless information and power transfer," *IEEE J. Sel. Areas Commun.*, vol. 38, no. 8, pp. 1719–1734, Aug. 2020.
- [19] H. Guo, Y.-C. Liang, J. Chen, and E. G. Larsson, "Weighted sum-rate maximization for reconfigurable intelligent surface aided wireless networks," *IEEE Trans. Wireless Commun.*, vol. 19, no. 5, pp. 3064–3076, May 2020.
- [20] Y. Yang, B. Zheng, S. Zhang, and R. Zhang, "Intelligent reflecting surface meets OFDM: Protocol design and rate maximization," *IEEE Trans. Wireless Commun.*, vol. 68, no. 7, pp. 4522–4535, July 2020.
- [21] X. Yu, D. Xu, Y. Sun, D. W. K. Ng, and R. Schober, "Robust and secure wireless communications via intelligent reflecting surfaces," *IEEE J. Sel. Areas Commun.*, vol. 38, no. 11, pp. 2637–2652, Nov. 2020.
- [22] T. Hou, Y. Liu, Z. Song, X. Sun, Y. Chen, and L. Hanzo, "Reconfigurable intelligent surface aided NOMA networks," *IEEE J. Sel. Areas Commun.*, vol. 38, no. 11, pp. 2575–2588, Nov. 2020.
- [23] Z. Wang, L. Liu, and S. Cui, "Intelligent reflecting surface assisted massive MIMO communications," in *Proc. IEEE Intl. Wkshp on Signal Process. Advances in Wireless Commun. (SPAWC)*, May. 2019.
- [24] X. Li, J. Fang, F. Gao, and H. Li, "Joint active and passive beamforming for intelligent reflecting surface-assisted massive MIMO systems," [Online] Available: <https://arxiv.org/abs/1912.00728>.
- [25] V. Jamali, A. M. Tulino, G. Fischer, R. Müller, and R. Schober, "Intelligent reflecting and transmitting surface aided millimeter wave massive MIMO," [Online] Available: <https://arxiv.org/abs/1902.07670>.
- [26] Z. Wang, L. Liu, and S. Cui, "Channel estimation for intelligent reflecting surface assisted multiuser communications: Framework, algorithms, and analysis," *IEEE Trans. Wireless Commun.*, vol. 19, no. 10, pp. 6607–6620, Oct. 2020.
- [27] ———, "Channel estimation for intelligent reflecting surface assisted multiuser communications," in *Proc. IEEE Wireless Commun. Net. Conf. (WCNC)*, May 2020.
- [28] A. M. Elbir, A. Papazafeiropoulos, P. Kourtessis, and S. Chatzinotas, "Deep channel learning for large intelligent surfaces aided mm-wave massive MIMO systems," *IEEE Wireless Commun. Lett.*, vol. 9, no. 9, pp. 1447–1451, May 2020.
- [29] Y. Han, W. T. amd S. Jin, C.-K. Wen, and X. Ma, "Large intelligent surface-assisted wireless communication exploiting statistical CSI," *IEEE Trans. Veh. Technol.*, vol. 68, no. 8, pp. 8238–8242, Aug. 2019.
- [30] M.-M. Zhao, Q. Wu, M.-J. Zhao, and R. Zhang, "Intelligent reflecting surface enhanced wireless network: Two-timescale beamforming optimization," *IEEE Trans. Wireless Commun.*, Sep. 2020.
- [31] Y.-C. Liang and F. P. S. Chin, "Downlink channel covariance matrix (DCCM) estimation and its applications in wireless DS-CDMA systems," *IEEE J. Sel. Areas Commun.*, vol. 19, no. 2, pp. 222–232, Feb. 2001.
- [32] A. W. Van der Vaart, *Asymptotic statistics*. Cambridge university press, Jun. 2000, vol. 3.
- [33] R. Couillet and M. Debbah, *Random matrix methods for wireless communications*. Cambridge University Press, Sep. 2011.
- [34] B. R. Marks and G. P. Wright, "A general inner approximation algorithm for nonconvex mathematical programs," *Operations research*, vol. 26, no. 4, pp. 681–683, Aug. 1978.
- [35] R. B. Bapat, R. B. Bapat, T. Raghavan *et al.*, *Nonnegative matrices and applications*. Cambridge university press, Mar. 1997, vol. 64.

- [36] Q. Wu and R. Zhang, "Intelligent reflecting surface enhanced wireless network: joint active and passive beamforming design," in *Proc. IEEE Global Commun. Conf. (Globecom)*, Dec. 2018.
- [37] Y. Han, S. Zhang, L. Duan, and R. Zhang, "Cooperative double-IRS aided communication: Beamforming design and power scaling," *IEEE Wireless Commun. Lett.*, Apr. 2020.
- [38] Q. Wu and R. Zhang, "Towards smart and reconfigurable environment: Intelligent reflecting surface aided wireless network," *IEEE Commun. Mag.*, vol. 58, no. 1, pp. 106–112, Nov. 2019.
- [39] B. Hassibi and B. M. Hochwald, "How much training is needed in multiple-antenna wireless links," *IEEE Trans. Inf. Theory*, vol. 49, no. 4, pp. 951–963, Apr. 2013.
- [40] S. L. Loyka, "Channel capacity of MIMO architecture using the exponential correlation matrix," *IEEE Commun. Lett.*, vol. 5, no. 9, pp. 369–371, Sep. 2001.
- [41] M. Grant and S. Boyd, "CVX: Matlab software for disciplined convex programming, version 2.1," 2014.