




Bootstrapping Generalization of Process Models Discovered From Event Data

Artem Polyvyanyy 
The University of Melbourne
Email: artem.polyvyanyy@unimelb.edu.au

Alistair Moffat 
The University of Melbourne
Email: ammoffat@unimelb.edu.au

Luciano García-Bañuelos 
Tecnológico de Monterrey
Email: luciano.garcia@tec.mx

Abstract—Process mining studies ways to derive value from process executions recorded in event logs of IT-systems, with *process discovery* the task of inferring a process model for an event log emitted by some unknown system. One quality criterion for discovered process models is *generalization*. Generalization seeks to quantify how well the discovered model describes future executions of the system, and is perhaps the least understood quality criterion in process mining. The lack of understanding is primarily a consequence of generalization seeking to measure properties over the entire future behavior of the system, when the only available sample of behavior is that provided by the event log itself. In this paper, we draw inspiration from computational statistics, and employ a bootstrap approach to estimate properties of a population based on a sample. Specifically, we define an estimator of the model’s generalization based on the event log it was discovered from, and then use bootstrapping to measure the generalization of the model with respect to the system, and its statistical significance. Experiments demonstrate the feasibility of the approach in industrial settings.

Keywords: Process discovery, generalization, bootstrapping.

I. INTRODUCTION

Given an event log that records traces of some real-world system, the challenge of *process discovery* is to develop a plausible *model* of that system, so that the behavior of the system can be analyzed – and perhaps abstracted as required – independently of the specific transactions included in that particular log. Many different models might be constructed from the same log, meaning that it is important to have tools that allow the quality of a given model to be *quantified* relative to the initial log. For example, *precision* is the fraction of the traces permitted by the model that appear in the log, and *recall* is the fraction of the log’s traces that are valid according to the model. Composite measures have also been defined [1, 2].

Given that the log is only a sample of observations in regard to the underlying system, and not a specification of its actions, it is also interesting to consider the property of *generalization* – the extent to which the inferred model will account for any future observations of the system that might become possible. This quality dimension poses substantial challenges, since, by its very definition, it asks about behaviors that have not yet been observed, in connection with a system that is not known. Clearly, high generalization can be obtained by models that allow all possible traces, thereby also obtaining high recall. But an overly-permissive model of necessity also compromises precision. What is of critical interest is a model that attains high precision and recall with respect to the supplied log, and

continues to score well on the universe of possible logs that might be captured from that same system in future interactions.

In this paper we explore generalization via a technique borrowed from computational statistics, that of *bootstrapping*. In simplest form, the idea is to perform rounds of sampling with replacement, to construct multiple same-sized replicates of the supplied log. Each replicate represents an alternative sample that might have emerged from the system, and any aggregate properties established by considering the set of replicates can be assumed to valid for the universe of possible traces. In our case, each replicate is one possible future log, and hence, by constructing a process model on one replicate, and then testing on another, generalization can be explored.

The rest of the paper proceeds as follows. The next section introduces the background notions and a running example. Section III presents our approach for estimating the generalization measurements. Section IV discusses results of an evaluation that demonstrate the feasibility of our approach. Finally, in Section V and Section VI, we discuss related work and make concluding remarks.

II. BACKGROUND

A. Systems, Models, Logs, and Their Languages

Systems, process models, and event logs can all be represented as collections of traces, where a trace is a sequence of actions that has been, or might be, executed to achieve a goal. For instance, a trace could consist of the actions undertaken by some agent in connection with a business process of interest.

Let Λ be a set of possible *actions*; as an example, $\Lambda = \{a, b, c, d, e\}$ will be used throughout this section. Further, define Λ^* to be the set of all possible *traces* over Λ , with each trace a finite sequence of actions. Both *abba* and *abacadae* are traces over Λ , as is the empty trace, denoted by $\epsilon \in \Lambda^*$.

Systems. A *system* S is a group of active elements, such as software components or autonomous agents, that perform actions and thereby consume, produce, or manipulate passive entities such as objects or information. Any sequence of actions that leads to the system’s goal constitutes a trace. In general, a system might generate an infinite collection of traces, possibly containing infinitely many distinct traces, and hence also possibly containing traces of arbitrary length.

Models. A *process model* (or just *model*) M is a finite description of a possibly infinite set of traces. For example,

Fig. 1 describes an example process model, represented as a *directly-follows graph* (DFG), with a start node i , a final node o , and every path from i to o a valid trace. Among many others, that example model describes the traces $abcf$ and $adeef$; on the other hand, it does not describe abc .

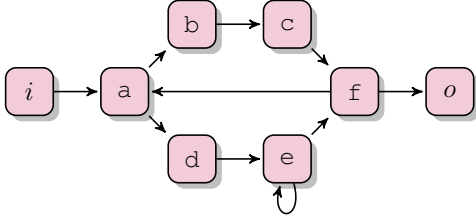


Fig. 1: An example process model.

Logs. An *event log* (or just *log*) L is a finite multiset of traces.

Languages. A *language* is a subset of the traces in Λ^* . In particular, the language of a system S is the set of all traces S can generate; the language of a model M is the set of traces described by M ; and the language of a log L is its support set, $Supp(L)$. Further, define $\mathcal{L} \subset \mathcal{P}(\Lambda^*)$, $\mathcal{M} \subset \mathcal{P}(\Lambda^*)$, and $\mathcal{S} \subset \mathcal{P}(\Lambda^*)$ to be sets containing all possible languages of event logs, process models, and systems, respectively, with \mathcal{L} composed of finite languages. When the context is clear we will interpret event logs, process models, and systems as their languages. For example, if we say that a process model M was discovered from an event log L generated by a system S , we may be referring to the concrete system, model, and log, or may be referring to the languages they describe.

B. Process Discovery

Given an event log, the *process discovery problem* consists of constructing a model that represents the behavior recorded in the log [1]. For example, suppose that $L = [adeef^{10}, addef, abbbcf^5, abcf^{20}, adcf^{20}, adcfabcfadef^{10}]$ is an event log, with superscripts indicating multiplicity. Then L contains six distinct traces and 66 traces in total, with trace $addef$ occurring only once, and traces $abcf$ and $adcf$ both occurring twenty times.

Process model M , already shown in Fig. 1, might be a candidate for representing L , and could perhaps have been constructed from it via the following simple four-stage process discovery algorithm. First, filter out infrequent traces by, for example, removing the least frequent third of the distinct traces. Second, for every action in each remaining trace, construct a node representing that action. Third, for every pair of adjacent actions x and y , introduce a directed edge from the node for x to the node for y . Finally, introduce start node i and end node o , together with edges from i to every initial action in a frequent trace, and from every last action in a frequent trace to the sink node o .

Despite the simplicity of that supposed construction process, M describes all but six of the traces in L , with 60 traces *fitting* the model M . On the other hand, the cycles in the model mean that M represents infinitely many traces *not* present in L . To quantify the extent of the mismatch between L and M , the

measures *recall* and *precision* can be used [2, 3]. Given a suite of possible models, precision and recall allow the alternative models to be numerically compared.

C. Generalization

An event log of a system contains traces that the system generated over some finite period *and* were recorded using some logging mechanism. That is, a log is a *sample* of all possible traces the system could have generated [4]. Hence, an alternative (and arguably more useful) definition of the process discovery problem is that a model be constructed to represent *all* of the traces the system *could* have generated, derived from the finite sample provided in the log. Such a model, if constructed, would explain the *system*, and not just the traces that happened to be recorded in that particular log.

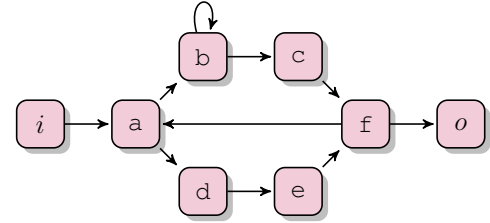


Fig. 2: An example system.

Continuing the previous example, suppose that DFG S in Fig. 2 is a complete representation of the system that generated the 66 traces contained in L , allowing, for example, the five occurrences of $abbbcf$ to now be understood.

If the alternative definition of the process discovery problem is accepted, then the candidate model M in Fig. 1 must be somehow benchmarked against the system S of Fig. 2, rather than against L . Unfortunately, the actual behavior of the system is often unknown; indeed, that absence is, of course, a primary motivation for process discovery. That is, the log may be the only available information in respect of the system whose behavior it is a sample of. Given this context, Figure 3 shows the relationship between the languages of log, model, and system. The language of the system is unknown, indicated by the dotted borderline.

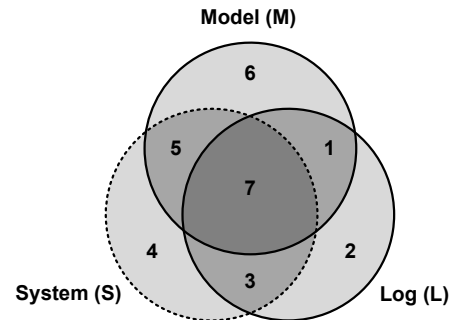


Fig. 3: Venn diagram showing the languages of model M , log L , and system S (adapted from Buijs et al. [3]).

The numbered regions of Fig. 3 then have the following interpretations (again, making use of example log L , model M , and system S):

1. Traces that the system does not generate, yet appear in the log (perhaps by error) and are included (perhaps because of their frequency) in the discovered model; e.g., `adeef`
2. Traces that the system does not generate, yet appear in the log without triggering inclusion in the model; e.g., `addef`
3. Traces permitted by the system, and recorded in the log, but for some reason not included in the model; e.g., `abbbcf`
4. Traces permitted by the system, but neither observed in the log nor permitted by the model; e.g., `abbbcf`
5. Traces permitted by both the system and the model, without having appeared in the log; e.g., `adefadef`
6. Traces neither permitted by the system nor observed in the log, but nevertheless allowed by the model; e.g., `adeeef`
7. Traces permitted by the system, observed in the log, and included in the model; e.g., `abcbf` and `adefabcbf`.

Note that categories (4), (5), and (6) might be infinite, but that (1), (2), (3), and (7) must be finite, because L itself is finite.

To assess a process model against a corresponding system a *generalization* measure is employed [1]. The objective of a generalization measure is described by van der Aalst [5] as:

a generalization measure [...] aims to quantify the likelihood that new unseen [traces generated by the system] will fit the model.

On the assumption that $M \subseteq S$, Buijs et al. [3] suggest measuring generalization of a model with respect to a system as the model-system recall, that is, the fraction of the system covered by the model, $(S \cap M)/M$ (when the context is clear, we use X to denote $|X|$). But this proposal requires knowledge of, or a way to approximate, the system's traces.

More broadly, generalization is probably the least understood quality criterion for discovered models in process mining. Only a few approaches have been described, and all of them diverge, in one way or another, from the intended phenomenon [6]. We elaborate on that observation in Section V, which discusses related work.

III. ESTIMATING GENERALIZATION

This section presents our proposal for measuring generalization. Section III-A summarizes the bootstrap method from statistics, a key component of the new method; and then Section III-B presents a framework for measuring generalization using bootstrapping. Next, Section III-C develops the log sampling mechanism that is required; Section III-D presents concrete measures as instantiations of our framework; and finally, Section III-E demonstrates application of our approach on the running example from Section II-B.

A. Bootstrapping

Bootstrapping is a computational method in statistics that estimates the sampling distribution over unknown data using the sampling distribution over an approximate sufficient statistic of the data [7]. The true sampling distribution of some

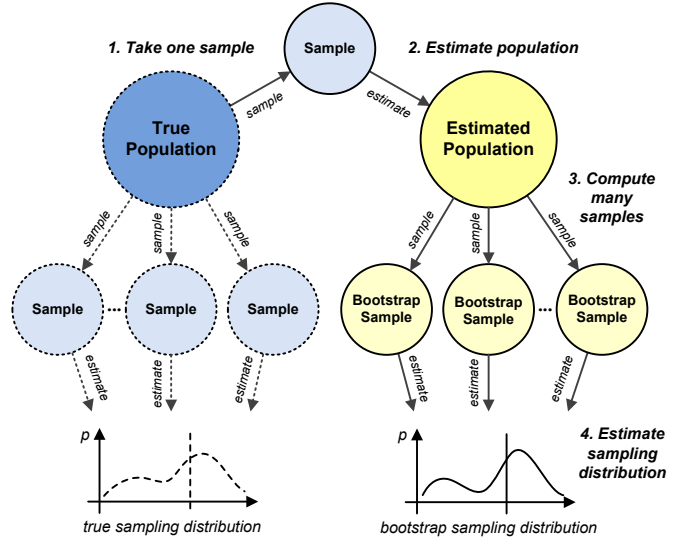


Fig. 4: The bootstrap method, adapted from lecture notes for STAT555 at the Pennsylvania State University, see <https://online.stat.psu.edu/stat555/node/119/>, accessed 29 June 2021.

quantity for a true data population can be constructed by drawing multiple samples from the true population, computing the quantity for each sample, and then aggregating the quantities. However, if the true population is unknown, drawing samples may be expensive, or (in some cases) infeasible. Instead, the bootstrap method can be used, shown in Fig. 4, with dashed and solid lines denoting unknown and observed quantities, respectively. The bootstrap proceeds in four steps,

1. *Take a single sample* of the true population.
2. *Estimate the population* based on that single sample.
3. *Compute many samples* from that estimated population.
4. *Estimate the sampling distribution* based on those samples.

Estimated sampling distributions can be used to approximate suitable properties of the sampling distribution, including the mean and its confidence interval, and variance [8, 9].

B. Bootstrap Framework for Measuring Generalization

We now apply the bootstrap method to obtain an approximate sufficient statistic of the behavior of a system, and use it when estimating generalization of candidate models for representing that system. Suppose that for every model the corresponding system is always known. A generalization measure is then a function of the form:

$$gen : \mathcal{M} \times \mathcal{S} \rightarrow [0, 1]. \quad (1)$$

Given a model $M \in \mathcal{M}$ that represents a system $S \in \mathcal{S}$, the higher the value of $gen()$, the better M represents S , with $gen(M, S) = 1$ denoting perfect generalization, arising if every new trace generated by the system is described by the model. Conversely, $gen(M, S) = 0$ is the worst possible generalization, and arises if every new distinct trace observed from S is not captured by M .

As the system is not known, and hence cannot be measured directly, we propose assessing log-based generalization via an estimator function:

$$gen^* : \mathcal{M} \times \mathcal{L} \times \mathcal{LSM} \times \mathbb{N} \times \mathbb{N} \rightarrow [0, 1], \quad (2)$$

where \mathcal{LSM} is a collection of log sampling methods. A log sampling method $lsm \in \mathcal{LSM}$ is a *randomizing* function that, given an event log L and an integer n , produces a sample log $L^* = lsm(L, n)$ from L of size n . Then, given a model M , a log L , a log sampling method lsm , a log sample size n , and a log sample count m , Algorithm 1 implements the estimator:

$$gen^*(M, L, lsm, n, m) = \text{BootstrapGeneralization}(M, L, gen, lsm, n, m). \quad (3)$$

That is, Algorithm 1 takes as input a generalization measure gen and returns an estimate of the generalization score of model M with respect to the system that generated L .

Algorithm 1: $\text{BootstrapGeneralization}(M, L, gen, lsm, n, m)$

Input: Process model $M \in \mathcal{M}$, log $L \in \mathcal{L}$, generalization measure $gen : \mathcal{M} \times \mathcal{S} \rightarrow [0, 1]$, log sampling method $lsm \in \mathcal{LSM}$, sample log size $n \in \mathbb{N}$, and number of log samples $m \in \mathbb{N}$

Output: Estimated generalization of process model M with respect to the system that generated log L

```

1 data = []
2 for i ∈ [1 .. m] do
3   Sample  $L_i^*$  of size  $n$  from  $L$  using  $lsm$ , i.e.,  $L_i^* = lsm(L, n)$ 
4   data = data ∪ [gen( $M, L_i^*$ )]
5 return average(data)
```

Figure 5 adapts Fig. 4 and summarizes the input, output, and computation of Algorithm 1, which uses the bootstrap method to achieve its objective. The four generic stages of the bootstrap method (introduced above) are handled in Algorithm 1 as follows:

1. *Take one log* of the system, as a sample of all the traces the system can generate.
2. *Estimate system traces* based on that single log.
3. *Compute many samples* from the estimated system traces.
4. *Estimate generalization* based on all those sample logs.

Given a log L (Step 1), we use L itself to define the estimated system traces (Step 2); see the *sample & estimate* step in Fig. 5. This decision is defensible, as, by recording system traces over an extended period, the log estimates system traces well; moreover, nothing else can be assumed to be known in the scenario we consider. Step 3 is implemented in line 3 of Algorithm 1, with replicate logs computed using the sampling method described by argument lsm . Finally, lines 4 and 5 of Algorithm 1 implement Step 4 of the generic bootstrap approach, with each sample log used to compute an estimate of the generalization measurement (line 4). Once all the individual measurements are collected, bootstrap aggregation (*bagging*) takes place at line 5. As shown, the arithmetic mean is returned, as an estimate of the generalization of M with respect to the unknown system that generated L . Other statistics can also be computed from *data* at line 5, including

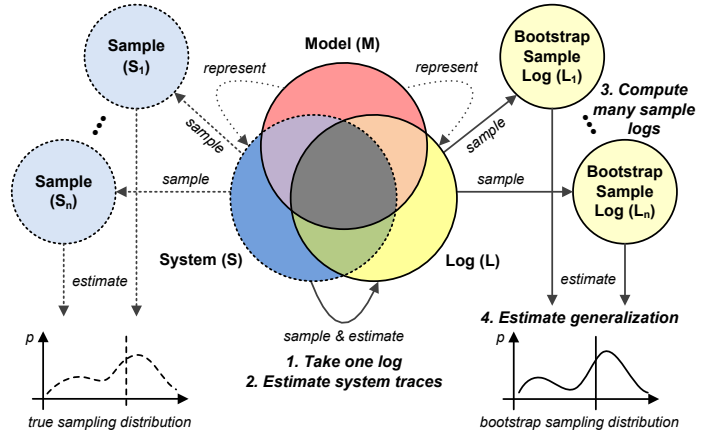


Fig. 5: Bootstrapping generalization.

the confidence interval for the estimated generalization, and the variance and skewness of the measurements.

C. Log Sampling

We next present two log sampling methods, that is, lsm candidates, suitable for use in Step 2 of the generic bootstrap scheme described in Section III-A.

There are two main forms of bootstrapping [8]. The *non-parametric* bootstrap is the more common, with samples drawn from the data using a “with replacement” methodology. The alternative, the *parametric* bootstrap, uses a known distribution based on parameters estimated from the data. That distribution is then used to generate the bootstrap samples. The drawback of the nonparametric bootstrap is that it reuses elements from the original sample and hence is only effective if the original sample is a good estimate of the true population. Moreover, the very essence of generalization is to measure the model’s ability to handle hitherto-unseen traces. On the other hand, it is unclear what underpinning distribution of traces might be employed in a parametric bootstrap for process discovery.

To resolve those tensions, we make use of a *semiparametric* bootstrap, borrowing initial ideas for estimating distributions of traces from Theis and Darabi [10] (see Section V). The semiparametric bootstrap assumes that the true population consists of elements similar but not necessarily identical to those in the original sample; another interpretation is that a semiparametric sample is a nonparametric sample with a certain amount of “noise” allowed. In our context, the noise is in the form of new traces.

The first of the two log sampling techniques we explore is a nonparametric approach. Let L be a log, a multiset of traces, and $randTrace(L)$ a function that returns a uniformly random trace from L at each invocation, with each trace in L chosen with probability $1/|L|$. Then Algorithm 2 describes log sampling with replacement.

The second log sampling option is a semiparametric method that relies on a genetic *crossover* operator, known from evolutionary computation. Two compatible *parent* traces generate two *offspring* if they contain a common subtrace of some

Algorithm 2: LogSamplingWithReplacement(L, n)

Input: Log L , as a multiset of traces, and sample log size $n \in \mathbb{N}$
Output: Sample log L'
1 $L' = \emptyset$
2 **for** $i = 1$ **to** n **do** $L' = L' \uplus [\text{randTrace}(L)]$
3 **return** L'

minimum required length¹. The offspring are obtained via concatenation of the prefix of one parent trace up to and including the common subtrace, joined with the suffix of the other parent trace.

Let $\text{subseq}(t, p, n)$ denote the subtrace of trace $t \in \Lambda^*$ of length $n \in \mathbb{N}$ that starts at position $p \in \mathbb{N}$ in t , with $p + n - 1 \leq |t|$; and let (t, p, n) identify that subtrace of t . For example, $(\text{abbbbcf}, 2, 2)$ identifies subtrace bb . We also sometimes use underlining as a shorthand, so that $\text{abbbbcf} = (\text{abbbbcf}, 2, 2)$. In addition, $\text{prefix}(t, x)$ is the prefix of t up to and including the x th action, and $\text{suffix}(t, x)$ is the suffix of t from and including that x th action. For example, $\text{prefix}(\text{trace}, 3) = \text{tra}$ and $\text{suffix}(\text{trace}, 3) = \text{ace}$.

Suppose that two traces t_1 and t_2 contain a common subtrace of length k , that is, $(t_1, p_1, k) = (t_2, p_2, k)$ for positions p_1 and p_2 , and that \circ is a trace concatenation operator. Then the crossover operator \otimes creates a new trace by joining t_1 and t_2 across that common subtrace: $(t_1, p_1, k) \otimes (t_2, p_2, k) = \text{prefix}(t_1, p_1 + k - 1) \circ \text{suffix}(t_2, p_2 + k)$. For example, traces abbbcf and abbbbcf can both be obtained from abbbcf via self-crossover, with bb appearing at the *breeding sites* $p_1 = 2$ and $p_2 = 3$ in abbbcf . That is, $\text{abbbcf} \otimes \text{abbbcf} = \text{abbbcf}$, and $\text{abbbcf} \otimes \text{abbbbcf} = \text{abbbbcf}$.

Two traces might have multiple breeding sites, with the count determined by the traces, and by the value of k . Algorithm 3 identifies all breeding sites for two input traces.

Algorithm 3: BreedingSites(t_1, t_2, k)

Input: Traces $t_1, t_2 \in \Lambda^*$ and length of common subtrace $k \in \mathbb{N}$
Output: Set of all breeding sites for t_1 and t_2 for common subtraces of length k
1 $\text{sites} = \emptyset$
2 **for** $p_1 = 1$ **to** $|t_1| - k + 1$ **do**
3 **for** $p_2 = 1$ **to** $|t_2| - k + 1$ **do**
4 **if** $\text{subseq}(t_1, p_1, k) = \text{subseq}(t_2, p_2, k)$ **then**
5 $\text{sites} = \text{sites} \cup (p_1, p_2)$
6 **return** sites

For example, adeef and adefabcfadef have six $k = 2$ breeding sites: $\{(1, 1), (1, 9), (2, 2), (2, 10), (4, 3), (4, 11)\}$.

In terms of a system or model, each possible candidate crossover site represents a “hyper jump” between pairs of states that share a common k -action context. We cannot, of course, assert that systems actually behave in this way. Nevertheless, the crossover operator has attributes that make it useful. One particularly attractive property is that crossover allows subtrace repetitions (loops) to be inferred if traces

¹We considered calling the two derived sequences the “offspring”, but then sanity prevailed. We hope that the reader appreciates our restraint.

that include the loop are available in the log. In particular, the crossover operator allows repeated k -subtraces within any trace to be both removed or replicated, and hence provides the basis for loops to be inferred. For example, in Fig. 2, the state labeled b happens to be the location of a loop of length one, with both of ab and bb as $k = 2$ contexts; and, as already noted, the crossover operator can spawn both abbbcf and abbbbcf if abbbcf is available in the log. (Having motivated the use of the crossover operator as a first exemplar, we note that as future work we will consider other forms of trace synthesis.)

Algorithms 4 and 5 formalize our intentions, building on $\text{rand}()$, assumed to return a uniformly distributed random number in $[0, 1]$. In Algorithm 4, pairs of traces are chosen randomly from each of two logs, and then, with some probability p , allowed to breed. If they are permitted, and have at least one k -overlap, the offspring are added to the output set; if they are not permitted, or are not compatible, the strings themselves are added. That iterative process continues until the output set L' contains $\approx |L_1|$ traces.

Algorithm 4: LogBreeding(L_1, L_2, k, p)

Input: Logs L_1 and L_2 , as multisets of traces, length of common subtrace $k \in \mathbb{N}$, and breeding probability $p \in [0, 1]$
Output: Log L' of traces that result from breeding L_1 and L_2
1 $L' = \emptyset$
2 **for** $i = 1$ **to** $\lceil |L_1|/2 \rceil$ **do**
3 $t_1 = \text{randTrace}(L_1)$
4 $t_2 = \text{randTrace}(L_2)$
5 $\text{sites} = \text{BreedingSites}(t_1, t_2, k)$
6 **if** $\text{rand}() < p$ **and** $\text{sites} \neq \emptyset$ **then**
7 select a random pair (p_1, p_2) from sites
8 $L' = L' \uplus [(t_1, p_1, k) \otimes (t_2, p_2, k), (t_2, p_2, k) \otimes (t_1, p_1, k)]$
9 **else**
10 $L' = L' \uplus [t_1, t_2]$
11 **return** L'

Algorithm 5 then adds the notion of *generations*, with the output log L' of size n a random selection across traces formed during g generations of breeding, where the i th generation arises when the original log L is bred with the $i - 1$ th generation. Algorithm 5 thus provides a semiparametric *lms* sampler that can, like Algorithm 2, be used for bootstrapping.

Algorithm 5: LogSamplingWithBreeding(L, n)

Input: Log L , a multiset of traces, and sample log size $n \in \mathbb{N}$. The number of log generations $g \in \mathbb{N}$, the common subtrace length $k \in \mathbb{N}$, and the breeding probability $p \in [0, 1]$ are assumed to be constants
Output: Sample log L'
1 $G[0] = L$
2 **for** $i = 1$ **to** g **do**
3 $G[i] = \text{LogBreeding}(L, G[i - 1], k, p)$
4 $L' = \text{LogSamplingWithReplacement}(\cup_{i=0}^g G[i], n)$
5 **return** L'

D. Generalization Measures

Algorithm 1 also takes a generalization measure as input. Next, we present two measures that quantify the ability of a

model to represent a system.

As mentioned in Section II-C, Buijs et al. [3] suggest that the model-system recall is a suitable measure of generalization. However, the definition that implements their intuition has at least two limitations. First, the measure is of only limited utility when models can describe infinite collections of traces, as cardinality measures over sets become problematic. Second, given a model M and system S , but where $M \not\subseteq S$, the suggested calculation is indeterminate. The first limitation can be resolved by replacing the cardinality measure over sets with $\text{ent}(\cdot)$, a measure inspired by the topological entropy of a potentially infinite language [11]. The result is a measure referred to as the *coverage of M with S* , and, in essence, is the model-system recall instantiated with the entropy as an estimation of the cardinality of M and $M \cap S$:

$$\text{ModelSystemRecall}(M, S) = \frac{\text{ent}(M \cap S)}{\text{ent}(M)}. \quad (4)$$

Building on those ideas, we now suggest addressing the second limitation by considering model-system precision as another aspect that characterizes the generalization of the model:

$$\text{ModelSystemPrecision}(M, S) = \frac{\text{ent}(M \cap S)}{\text{ent}(S)}. \quad (5)$$

Both can be computed using the *Entropia* tool [12].²

The average of the model-system precision and recall – perhaps as the harmonic mean – can be used to measure the generalization as a single value; or the two atomic measures can be reported. We postpone discussion on which approach is preferable to future work. The entropy-based model-log measures of precision and recall have been shown to satisfy all the desired properties for the corresponding class of measures [6]. Thus, it is interesting to study how these measures perform, in terms of generalization properties [5], when comparing the traces of the model and system.

E. Example

Consider again the running example of Section II-B. For the languages M and S described by the directly-follows graphs of Fig. 1 and Fig. 2, $\text{ModelSystemRecall}(M, S) = 0.867$ and $\text{ModelSystemPrecision}(M, S) = 0.867$; precision and recall are the same if the complexity of the system and model languages is the same, see Polyvyanyy et al. [11] for details.

Assuming that S is in fact unknown, we then use Algorithm 1 to estimate corresponding measurements, applying function `BootstrapGeneralization` to: the input model M ; the log L of 66 traces presented in Section II-B; the generalization measures given in Eqs. (4) and (5) (*gen*); the log sampling method with breeding captured in Algorithm 5 (*lsm*); sample log sizes of $n \in \{100,000, 1,000,000\}$ traces; and $m = 100$ log replicates. Algorithm 5 used $g = 10,000$ log generations; breeding sites of length $k = 2$; and a breeding probability of

²Concretely, recall is specified by the `-emr` command-line option, and precision by the `-emp` option. Languages are then compared based on exact matching of the constituent traces. Each call must be supplied with the input model and system, provided as Petri nets.

$p = 1.0$. The estimation process then yielded model-system precision and recall measurements of 0.892 and 0.912 (for $n = 100,000$) and of 0.897 and 0.908 (for $n = 1,000,000$), respectively. In contrast, the original log L of 66 traces does not provide a good representation of the system, with model-log precision and recall of 0.791 and 0.935, respectively. The computation took 457 and 575 seconds for the sample log sizes of $n = 100,000$ and $n = 1,000,000$, respectively, on a commodity laptop running Windows 10, Intel(R) Core(TM) i7-7500U CPU @ 2.70GhZ and 16GB of RAM.

TABLE I: Precision and recall estimates via bootstrapping, plus the number of distinct traces per replica, together with 95% confidence intervals: (a) varying n , with g and m held constant; (b) varying g , with n and m held constant.

(a) with $g = 10,000$ generations and $m = 100$ replicates			
n	precision	recall	traces
100	0.8346 ± 0.0013	0.9518 ± 0.0023	11.9 ± 0.3
1000	0.8627 ± 0.0012	0.9299 ± 0.0019	27.7 ± 0.6
10,000	0.8814 ± 0.0008	0.9187 ± 0.0007	56.5 ± 0.7
100,000	0.8922 ± 0.0004	0.9125 ± 0.0005	107.3 ± 1.0
1,000,000	0.8972 ± 0.0003	0.9085 ± 0.0003	166.2 ± 1.4
(b) with $n = 10,000$ traces per replicate and $m = 100$ replicates			
g	precision	recall	traces
100	0.8721 ± 0.0011	0.9206 ± 0.0009	41.6 ± 0.8
1000	0.8802 ± 0.0008	0.9193 ± 0.0007	53.7 ± 0.8
10,000	0.8814 ± 0.0008	0.9187 ± 0.0007	56.5 ± 0.7
100,000	0.8820 ± 0.0007	0.9192 ± 0.0006	56.8 ± 0.7
1,000,000	0.8807 ± 0.0007	0.9185 ± 0.0006	55.9 ± 0.7

Table I shows other values generated by the bootstrapping process. The relative simplicity of the example configuration – with just a handful of distinct traces in L , and hence a very limited range of $k = 2$ breeding sites – means that the number of distinct traces per replicate log grows relatively slowly.

IV. EVALUATION

Algorithms 1 to 5 have been implemented as a publicly available tool,³ and used to conduct a series of experiments to demonstrate the feasibility of our approach for estimating the generalization of the discovered models when used in (close to) industrial settings.

A set of 60 DFGs shared with us by Celonis SE (<https://www.celonis.com>) and provided as a publicly available dataset [13] was used as a library of ground truth, or “true” systems. The 60 DFGs were themselves generated from three source logs (Road Traffic Fine Management Process, RTFMP [14], Sepsis Cases [15], and BPI Challenge 2012 [16]); two different discovery techniques (denoted “PE” and “VE”); and ten combinations of parameter settings (denoted “01” to “10”).

From each of the 60 reference DFGs, we then constructed a random event log of 100 traces, each generated as a “random walk” through the corresponding DFG, from start state to final state. Commencing at the initial state, the first *context*, one action was chosen uniformly randomly from the outward edges

³<https://github.com/lgbanelos/bsgen>.

TABLE II: True model-system precision and recall, model-log precision and recall, and estimated precision and recall via bootstrapping, plus the number of distinct traces per replica, together with 95% confidence intervals.

$g = 10,000$ generations, $m = 50$ replicates, and $n = 100,000$ in a bootstrap sample log									
system			model-system		model-log		bootstrapped generalization		
name	nodes	edges	prec.	recall	prec.	recall	precision	recall	traces
1 PE BPI Challenge 04	16	26	0.595	1.000	0.482	0.999	0.553 ± 0.0003	1.000 ± 0.0003	3540.5 ± 13.5
2 PE BPI Challenge 07	25	48	0.251	1.000	0.175	1.000	0.194 ± 0.0001	1.000 ± 0.0001	2488.7 ± 10.0
3 VE BPI Challenge 04	16	34	0.566	1.000	0.384	1.000	0.465 ± 0.0001	1.000 ± 0.0000	2383.9 ± 10.5
4 VE BPI Challenge 07	20	57	0.448	1.000	0.231	1.000	0.282 ± 0.0002	1.000 ± 0.0000	3088.6 ± 9.5
5 PE RTFMP 04	12	24	0.443	1.000	0.381	1.000	0.429 ± 0.0001	1.000 ± 0.0000	921.8 ± 4.3
6 PE RTFMP 07	13	54	0.457	1.000	0.261	1.000	0.333 ± 0.0002	1.000 ± 0.0000	2521.2 ± 9.2
7 VE RTFMP 04	10	29	0.597	1.000	0.399	1.000	0.488 ± 0.0003	1.000 ± 0.0000	2164.0 ± 9.6
8 VE RTFMP 07	13	58	0.475	1.000	0.248	1.000	0.333 ± 0.0002	1.000 ± 0.0000	3860.2 ± 13.3
9 PE Sepsis Cases 04	15	35	0.471	1.000	0.228	1.000	0.285 ± 0.0001	1.000 ± 0.0003	5195.5 ± 12.8
10 PE Sepsis Cases 07	17	64	0.705	1.000	0.244	1.000	0.317 ± 0.0002	1.000 ± 0.0000	5405.6 ± 18.2
11 VE Sepsis Cases 04	12	23	0.704	1.000	0.535	1.000	0.583 ± 0.0002	1.000 ± 0.0001	201.6 ± 1.6
12 VE Sepsis Cases 07	13	53	0.658	1.000	0.282	1.000	0.362 ± 0.0002	1.000 ± 0.0000	4777.0 ± 14.5

available, with the context then switching to the state indicated by that edge. That simple process was iterated until the final state of the system was reached as the context, marking the end of that particular random walk. (Every non-final state in these models has at least one outward edge.) The actions traversed by the simulated execution constitute one trace in the corresponding log.

Next, from each of the 60 generated logs, we discovered a process model using the Inductive Mining algorithm using a noise threshold of 0.8 [17]. In this controlled experimental setting, in which all of system (S), log (L), and discovered model (M) are known, we have the ability to compute true values for model-system precision and recall based on Eqs. (4) and (5), as indicators of the ground truth generalization of the derived model relative to the Celonis ground truth model.

Then we “forget” about the ground truth system, and estimate the same measurements using Algorithm 1, invoked on each combination of derived model M and log L , in conjunction with: model-system precision and recall measures (gen); log sampling with trace breeding (Algorithm 4 as lsm); a sample log size of $n = 100,000$; $m = 50$ log replicates; $g = 10,000$ log generations; a common subtrace length of $k = 2$; and a breeding probability of $p = 1.0$.

The computations were carried out on a Linux server with Intel(R) Xeon(R) Processor (Cascadelake), 32 cores @ 2.0GHz each, and 288GB of system memory. A subset of the results are shown in Table II, covering twelve systems (three original processes, both the “PE” and “VE” discovery mechanisms, and the “04” and “07” parameter settings for each of those six combinations). That is, each row in the table reports data collected for a single ground truth system. Columns 4–5 report the true measurements of the model-system precision and recall. Next, columns 6–7 list the corresponding model-log precision and recall measurements. Finally, columns 8–10 give estimated model-system precision and recall measures computed via the new bootstrapping process, together with 95% confidence intervals.

The results confirm the feasibility of our approach. All of the estimates are closer to the true measurements (model-

system precision and recall) than the corresponding model-log measurements, demonstrating the added value of bootstrapping. The smaller systems, in terms of size, performed consistently better, indicating the need for longer or different trace breeding mechanisms. In general, it appears that the proposed breeding mechanism targets the identification of hidden loop iterations and combinations of choices along the process execution, and is less suitable for identifying interleaving due to concurrency. An interesting avenue for future work is to study different log sampling mechanisms in terms of their accuracy (ability to sample traces supported by the system); their velocity (ability to sample accurate traces quickly); and their stability (ability to sample traces that lead to consistent measurements). For example, the sampling mechanism used in the experiment is very stable, as evidenced by small confidence intervals of the estimates, but “slow”, as it requires many generations to breed a relatively small fraction of fresh traces.

V. RELATED WORK

Generalization is perhaps the least-studied quality criterion of discovered process models, with only a small number of measures having been proposed; we now briefly survey those.

Given a function that maps log events onto states in which they occurred, *alignment generalization* [18] counts the number of visits to each state, and the number of different events that occurred in each state. If states were visited often and the number of events observed from them is low, it is unlikely that new events will be observed in those states and, thus, generalization is good. van der Aalst et al. [18] also propose different forms of cross-validation for measuring generalization, including a “leave one out” methodology. The bootstrap method is a more general approach to sample reuse [8], and, as discussed in Section III-A, estimates the population using the sample, and computes fresh samples from the estimated population, rather than using the single sample to both train the prediction model and to assess the prediction error.

Weighted behavioral generalization [19] measures the ratio of allowed generalizations to the allowed plus disallowed generalizations. Allowed and disallowed generalizations are

determined based on the concept of a weighted negative event, which captures the fact that the event cannot occur at some position in a trace. The event weight reflects the likelihood of the event being observed in future traces of the system. Hence, the more disallowed generalizations that are identified, the lower the generalization measurement.

Anti-alignment based generalization [20] promotes models that describe traces not in the log, without introducing new states. The underlying intuition is that the log describes a significant share of the state space of the system, and, hence, it is unlikely that a future system trace will unveil a fresh state, but may trigger fresh actions from known states. This intuition is implemented using a leave one out cross-validation strategy and the notion of an anti-alignment, which is a trace from the model that is as different as possible from those in the log.

The *adversarial system variant approximation* [10] uses the log's traces to train a sequence generative adversarial network (SGAN) that approximates the distribution of system traces, and then employs a sample of traces induced by the SGAN as a representation of the system's behavior, allowing measurement of generalization using standard approaches. Trained SGANs can also be incorporated into our bootstrap-based method to obtain a parametric bootstrap strategy, and we plan to explore this option in future work.

Other approaches to measuring generalization have also been proposed [3, 5]. However, they are only partially able to analyze models with loops, and are thus of limited practical value. Van der Aalst proposed ten properties (including three that are somewhat controversial) that a generalization measure should satisfy [5]; and it has been shown [5, 6] that existing measures don't even satisfy all the non-controversial properties [5, 18–20], let alone the full set. Moreover, Janssenswillen et al. [21] demonstrate that existing generalization measures assess different phenomena [3, 18, 19]. Janssenswillen and Depaire [22] further observe that “it [is] currently nearly impossible to objectively measure the ability of a model to represent the system.”

VI. CONCLUSION

We have presented a novel approach for estimating the generalization of automatically-discovered process models that is based on the bootstrap method from computational statistics. The new approach is parameterized by a generalization measure defined over known systems, and by a log sampling method. The better the samples of the system traces produced by the sampling method, the larger the constructed samples; and the more samples that get bootstrapped, the more precise the estimations of the generalization measurement. We confirmed the feasibility of the approach using a concrete measure and sampling method based on k -overlap breeding of traces.

This paper thus marks the first step in a longer-term study of the applicability of bootstrap methods for estimating generalization of discovered process models, with many possible directions to be followed. Our immediate next steps include the design and evaluation of new, more effective log sampling and system (population) estimation methods; parameterization

of the approach with different generalization measures; and exploration of the properties associated with bootstrap-based generalization measures.

Acknowledgment. Artem Polyvyanyy was in part supported by the Australian Research Council project DP180102839.

REFERENCES

- [1] W. M. P. van der Aalst, *Process Mining—Data Science in Action, Second Edition*. Springer, 2016.
- [2] J. Carmona, B. F. van Dongen, A. Solti, and M. Weidlich, *Conformance Checking—Relating Processes and Models*. Springer, 2018.
- [3] J. C. A. M. Buijs, B. F. van Dongen, and W. M. P. van der Aalst, “Quality dimensions in process discovery: The importance of fitness, precision, generalization and simplicity,” *Int. J. Coop. Inf. Syst.*, vol. 23, no. 1, 2014.
- [4] J. M. E. M. van der Werf, A. Polyvyanyy, B. R. van Wensveen, M. Brinkhuis, and H. A. Reijers, “All that glitters is not gold—towards process discovery techniques with guarantees,” in *CAiSE*, ser. LNCS, vol. 12751. Springer, 2021.
- [5] W. M. P. van der Aalst, “Relating process models and event logs—21 conformance propositions,” in *ATAED*, ser. CEUR Workshop Proceedings, vol. 2115. CEUR-WS.org, 2018.
- [6] A. F. Syring, N. Tax, and W. M. P. van der Aalst, “Evaluating conformance measures in process mining using conformance propositions,” *ToPNoC*, 2019.
- [7] B. Efron and R. J. Tibshirani, *An Introduction to the Bootstrap*. Springer, 1993.
- [8] B. Efron, *The Jackknife, the Bootstrap and Other Resampling Plans*. Society for Industrial and Applied Mathematics, 1982.
- [9] L. Breiman, “Bagging predictors,” *Mach. Learn.*, vol. 24, no. 2, 1996.
- [10] J. Theis and H. Darabi, “Adversarial system variant approximation to quantify process model generalization,” *IEEE Access*, vol. 8, 2020.
- [11] A. Polyvyanyy, A. Solti, M. Weidlich, C. D. Ciccio, and J. Mendling, “Monotone precision and recall measures for comparing executions and specifications of dynamic systems,” *ACM Trans. Softw. Eng. Methodol.*, vol. 29, no. 3, 2020.
- [12] A. Polyvyanyy, H. Alkhamash, C. D. Ciccio, L. García-Bañuelos, A. A. Kalenkova, S. J. J. Leemans, J. Mendling, A. Moffat, and M. Weidlich, “Entropy: A family of entropy-based conformance checking measures for process mining,” in *ICPM Tool Demonstration Track*, ser. CEUR Workshop Proceedings, vol. 2703. CEUR-WS.org, 2020.
- [13] H. Alkhamash, A. Polyvyanyy, A. Moffat, and García-Bañuelos, “Discovered Process Models 2020-08,” 8 2020. [Online]. Available: <https://doi.org/10.26188/12814535>
- [14] M. De Leoni and F. Mannhardt, “Road traffic fine management process,” 2015, doi: 10.4121/UUID:270FD440-1057-4FB9-89A9-B699B47990F5.
- [15] F. Mannhardt, “Sepsis cases – event log,” 2016, doi: 10.4121/UUID:915D2BFB-7E84-49AD-A286-DC35F063A460.
- [16] B. B. F. Van Dongen, “BPI challenge 2012,” 2012, doi: 10.4121/UUID:3926DB30-F712-4394-AEBC-75976070E91F.
- [17] S. J. J. Leemans, D. Fahland, and W. M. P. van der Aalst, “Discovering block-structured process models from event logs—A constructive approach,” in *Petri Nets*, ser. LNCS, vol. 7927. Springer, 2013.
- [18] W. M. P. van der Aalst, A. Adriansyah, and B. F. van Dongen, “Replaying history on process models for conformance checking and performance analysis,” *Wiley Interdiscip. Rev. Data Min. Knowl. Discov.*, vol. 2, no. 2, 2012.
- [19] S. K. L. M. vanden Broucke, J. D. Weerdt, J. Vanthienen, and B. Baensens, “Determining process model precision and generalization with weighted artificial negative events,” *IEEE Trans. Knowl. Data Eng.*, vol. 26, no. 8, 2014.
- [20] B. F. van Dongen, J. Carmona, and T. Chatain, “A unified approach for measuring precision and generalization based on anti-alignments,” in *BPM*, ser. LNCS, vol. 9850. Springer, 2016.
- [21] G. Janssenswillen, N. Donders, T. Jouck, and B. Depaire, “A comparative study of existing quality measures for process discovery,” *Inf. Syst.*, vol. 71, 2017.
- [22] G. Janssenswillen and B. Depaire, “Towards confirmatory process discovery: Making assertions about the underlying system,” *Bus. Inf. Syst. Eng.*, vol. 61, no. 6, 2019.