
Investigate the Essence of Long-Tailed Recognition from a Unified Perspective

Lei Liu^{1,2} Li Liu^{1,2,*}

¹Shenzhen Research Institute of Big Data

²The Chinese University of Hong Kong, Shenzhen
leiliu@link.cuhk.edu.cn, liuli@cuhk.edu.cn

Abstract

As the data scale grows, deep recognition models often suffer from long-tailed data distributions due to the heavy imbalanced sample number across categories. Indeed, real-world data usually exhibit some similarity relation among different categories (*e.g.*, pigeons and sparrows), called category similarity in this work. It is doubly difficult when the imbalance occurs between such categories with similar appearances. However, existing solutions mainly focus on the sample number to re-balance data distribution. In this work, we systematically investigate the essence of the long-tailed problem from a unified perspective. Specifically, we demonstrate that long-tailed recognition suffers from both sample number and category similarity. Intuitively, using a toy example, we first show that sample number is not the unique influence factor for performance dropping of long-tailed recognition. Theoretically, we demonstrate that (1) category similarity, as an inevitable factor, would also influence the model learning under long-tailed distribution via similar samples, (2) using more discriminative representation methods (*e.g.*, self-supervised learning) for similarity reduction, the classifier bias can be further alleviated with greatly improved performance. Extensive experiments on several long-tailed datasets verify the rationality of our theoretical analysis, and show that based on existing state-of-the-arts (SOTAs), the performance could be further improved by similarity reduction. Our investigations highlight the essence behind the long-tailed problem, and claim several feasible directions for future work.

1 Introduction

Large-scale data in practice inevitably exhibits long-tailed distributions by Zipf’s law [29], where exponentially increased cost is required to collect large-scale yet balanced datasets such as ImageNet [31] and MS-COCO [21]. For some special applications, the data is naturally heavily imbalanced, such as medical diagnosis [13, 23] and autonomous driving [5, 27]. This phenomenon presents great challenges for deep recognition models [1, 2]. Above all, how to train a balanced deep model becomes an important problem for the current research [24, 46].

Back to the cause of the long-tailed problem, the performance dropping occurs when certain classes have significantly fewer training samples. Consequently, existing techniques mainly focus on re-balance strategies to re-adjust the sample number per class, *e.g.*, re-sampling [19, 30], re-weighting [6, 15] and class-balanced losses [3, 41, 46]. Nevertheless, the basic belief behind these approaches is that imbalanced sample number seems to be the unique reason for the long-tailed problem. Yet, intuitively, because of a higher visual similarity, birds as majority class may have a more significant effect on airplanes than TV. Indeed, real-world categories often have various similarity relations [28, 44]. To be rigorous, we should ask an essential question for long-tailed recognition: whether the imbalanced sample number is the unique influence factor for performance dropping?

In this work, we systematically investigate the essence behind long-tailed recognition from a unified perspective, based on two data-dependent properties arising in the real world, *i.e.*, sample number and category similarity. Empirically, we first build a toy example to reveal that the sample number maybe not the unique influence factor. Then, as our key contributions, we demonstrate that the long-tailed recognition is simultaneously affected by these two data-dependent properties. In detail, category similarity mainly influences the representation quality while imbalanced sample number induces the bias for the classifier estimation.

In particular, using a simple Gaussian model, we obtain a probability estimation for the gap between the estimated classifier and the unbiased classifier, which indicates that the gap is influenced by category similarity, while the biased probability is exponentially affected by both category similarity and sample number. Motivated by this, in the case of the long-tailed distribution, empirically, we generate some similar samples for the majority class, establishing the similarity relation between majority and minority classes. The experimental results show that similar samples in the majority class should be partly responsible for the performance loss on the minority class, indicating the negative impact of category similarity on the long-tailed recognition.

Inspired by the above results, we further explore how these two data-dependent properties influence the representation and classifier learning based on the two-stage training [14], which achieves recent SOTA results. Theoretically, via a multivariate Gaussian model, we demonstrate that representation quality of the first stage would also influence the classifier estimation in the second stage. In detail, category similarity easily leads to a closer mean difference between the feature distributions. Then both mean difference and sample number affect the value of the classifier bias. Motivated by this, experimentally, regardless of the effectiveness of existing re-balance solutions by adjusting the imbalanced sample number, superior performance could be further improved via similarity reduction based on the existing SOTAs. For example, self-supervised pre-training [25] could learn more discriminative features for similar samples, which also benefits classifier learning.

In summary, our intriguing conclusion uniformly interprets the essence behind the long-tailed recognition in the real world. With a unified perspective in mind, we further investigate the impacts of the essence on representation and classifier learning, which provides not only a theoretical supplement for existing methods but also feasible future directions for long-tailed recognition.

Contributions. (i) This is the first to investigate the essence behind long-tailed recognition from the unified perspective of sample and category, which also interprets the learning way of representation and classifier. (ii) We demonstrate, theoretically and empirically, that sample number and category similarity jointly cause the performance dropping for long-tailed recognition. (iii) Experimentally, combined with existing re-balance strategies, we exploit more discriminative feature learning techniques (*e.g.*, self-supervised pre-training) to further improve the final performance based on the existing SOTA methods, demonstrating the effectiveness of the similarity reduction.

2 Related Work

Re-Balance Strategies. The most commonly used methods target to train a balanced classifier by re-balancing the sample number of each class in the training process, mainly including re-sampling strategy (*i.e.*, over-sampling and under-sampling) [4, 8] and re-weighting strategy [6, 17, 20]. Another kind of method is to design class-balanced losses [3, 7, 16] by taking intra- or inter-class (*e.g.*, class margin [10, 22]) into account. These methods focus on either adjusting the sample number of each class or assigning a larger class margin to learn a balanced classifier.

Two-stage Training. Recent studies [14, 47] on long-tailed recognition experimentally find that only re-balancing the classifier can achieve strong recognition ability. Another study [35] indicates that SGD momentum is a confounder from the view of the casual effect, which can be removed during inference. Besides, it is demonstrated that using unlabeled data can also improve the performance of long-tailed recognition [42]. Based on existing works, we demonstrate that, except for the imbalanced sample number, category similarity also affects representation and classifier learning.

Transfer Learning/Ensemble Learning. Transfer-learning [39] based approaches aim to transfer useful information from majority classes to under-represented minority classes. Recent studies mainly involve transferring the intra-class variance [43] or transferring semantic deep features [24]. Another line is ensemble learning [32] for long-tailed recognition. The recent study [40] targets at learning

multiple classifiers (experts) and reducing both the bias and the variance among them. However, these methods generally increase the parameters of the model or require complicated algorithms/modules for feature transferring or expert routing [35].

3 A Toy Example

In this section, we design a toy experiment on the CIFAR-10 dataset [18] to explore how different sample numbers affect the recognition performance. There are two different settings:

Case 1: Increasing Majority Samples. For top-9 classes (from class-1 to class-9), the sample number of each class is manually increased from 100 to 5,000 with the step of 100, while the sample number of the remained class (class-10) is fixed as 100.

Case 2: Decreasing Minority Samples. For top-9 classes (from class-1 to class-9), the sample number of each class is fixed as 5,000. The sample number of the remained class (class-10) is manually decreased from 5,000 to 100 with the step of 100.

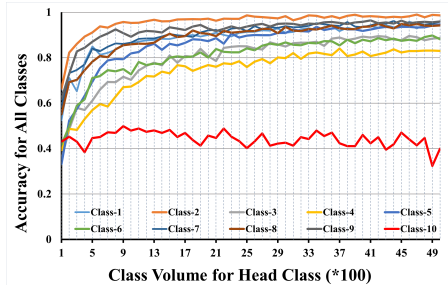


Figure 1: Accuracy for case 1.

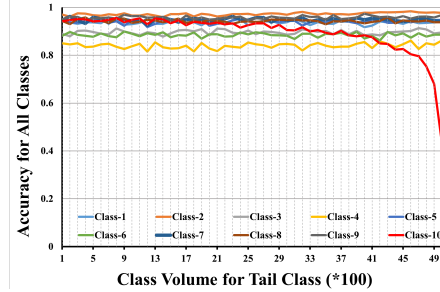


Figure 2: Accuracy for case 2.

Main Results: The findings are surprising: (1) as shown in Figure 1, overall performance tendency of class-10 (red curve) is not obviously downward with increasing majority samples, which is not consistent with the law of long-tailed problem. It seems that the imbalanced sample number is not the only influence factor for long-tailed recognition; (2) as shown in Figure 2, when the minority samples are slightly reduced, the relationship between sample number and performance dropping is linear. Once only few minority samples are available, the relationship between them would become non-linear. The reason may lie in that category similarity would cause additional performance dropping, especially for heavy imbalance, as discussed in the next section. The detailed experimental settings and further results can be seen in Appendix.

4 A Unified Perspective for Long-Tailed Recognition

The toy example indicates that sample number is not unique influence factor for the long-tailed problem. Considering category similarity is inevitable in the real world, it is quite difficult when the imbalance occurs between the categories with similar appearances. Thus, we focus on sample number and category similarity to study the long-tailed problem. Through a simple theoretical model, we first make an intuition on how these two properties influence the classifier estimation. With theoretical results, we skillfully design simulation experiments to confirm the effect of category similarity on the model performance.

4.1 Theoretical Motivation

Consider a binary classification task. Let the data generating distribution P_{XY} is a mixture of two Gaussians. The label is either positive ($Y = +1$) with probability p_+ , or negative ($Y = -1$) with probability p_- , where $p_+ = p_- = 0.5$. In particular, let $P(X|Y = +1) \sim \mathcal{N}(\mu_1, \sigma^2)$ and $P(X|Y = -1) \sim \mathcal{N}(\mu_2, \sigma^2)$. Without loss of generality, assume $\mu_1 < \mu_2$. Then the optimal Bayes classifier is $f(x) = \text{sign}(x - \frac{\mu_1 + \mu_2}{2})$, i.e., classify x as $+1$ if $x < (\mu_1 + \mu_2)/2$. Therefore, the ability to learn $(\mu_1 + \mu_2)/2$ could be seen as a proxy for the final model performance.

Given a classifier f_B trained on balanced training data, considering that additional imbalanced training data $\{\tilde{X}_i, \tilde{Y}_i\}_i^{\tilde{n}}$ from P_{XY} are available, we could study how sample number affects the performance. In particular, let $\{\tilde{X}_i^+, \tilde{Y}_i^+\}_i^{\tilde{n}_+}$ be the set with label $+1$, similarly let $\{\tilde{X}_i^-, \tilde{Y}_i^-\}_i^{\tilde{n}_-}$ be the set with label -1 . Without loss of generality, let $n_+ > n_-$. For image data collected from the real world, there generally exists some similarity relation between binary classes due to category ambiguity. Therefore, the set $\{\tilde{X}_i^+\}_i^{\tilde{n}_+}$ (also $\{\tilde{X}_i^-\}_i^{\tilde{n}_-}$) can be divided into two subsets, *i.e.*, dissimilar data and similar data. We model this as follows. Assume that the similarity relation is linear, *e.g.*, $\tilde{X}_i^+ \sim \beta^+ Z_i^+ + (1 - \beta^+) Z_i^-$ if \tilde{X}_i^+ is similar to negative class, where $Z_i^+ \sim \mathcal{N}(\mu_1, \sigma^2)$, $Z_i^- \sim \mathcal{N}(\mu_2, \sigma^2)$, and β^+ describes the similarity degree for positive class. Similarly, $\tilde{X}_i^- \sim \beta^- Z_i^- + (1 - \beta^-) Z_i^+$ if \tilde{X}_i^- is similar to positive class, where β^- describes the similarity degree for negative class.

Now we consider the case where there exists some similar data in positive class. Let $\{I_i^+\}_{i=1}^{\tilde{n}_+}$ be the indicator that the i -th sample is similar to negative class, *i.e.*, if $I_i^+ = 1$, then $\tilde{X}_i^+ \sim Z_i^+$ with $Y = +1$ and otherwise $\tilde{X}_i^+ \sim \beta^+ Z_i^+ + (1 - \beta^+) Z_i^-$ with $Y = +1$. Here, we assume $I_i^+ \sim \text{Bernoulli}(p)$, which means that positive data are similar to the negative class with the possibility $(1 - p)$. It is straightforward to construct our estimated classifier as $\tilde{f}_B = \frac{1}{2}(\sum_{i=1}^{\tilde{n}_+} \tilde{X}_i^+ / \tilde{n}_+ + \sum_{i=1}^{\tilde{n}_-} \tilde{X}_i^- / \tilde{n}_-)$. As mentioned above, we aim to measure the ability to learn $(\mu_1 + \mu_2)/2$ under imbalanced data. Then, we would have :

Theorem 1 Consider the above setting. For any $\alpha > 0$, $0 < \beta^+ < 1$, and $0 \leq p \leq 1$, with at least probability of $1 - 2e^{-\frac{\alpha^2}{\sigma^2} \cdot \frac{\tilde{n}_+ \tilde{n}_-}{\tilde{n}_+ + \tilde{n}_-}} - 2e^{-\frac{4\tilde{n}_+ \alpha^2}{(1 - \beta^+)^2 (\mu_1 - \mu_2)^2}}$, the shifted bias Δ between the estimated \tilde{f}_B and $(\mu_1 + \mu_2)/2$ satisfies

$$\left| \tilde{f}_B - \frac{(\mu_1 + \mu_2)}{2} - \Delta \right| \leq \alpha, \quad (1)$$

where $\Delta = (1 - \beta^+)(1 - \frac{p}{2})(\mu_2 - \mu_1) \geq 0$.

A Unified Perspective. The result explains the impact of positive similar samples on the estimated classifier, which indicates that category similarity would influence the accuracy of our estimation. For similar training samples in positive class, the decision boundary of the estimated classifier would be shifted to negative class ($\tilde{f}_B > (\mu_1 + \mu_2)/2$), which means that the performance of the negative class would be decreased. The detailed aspects mainly illustrate: (1) the more similar the data is, the smaller β^+ would be, which would lead to a larger bias Δ between the estimated classifier and the desired $(\mu_1 + \mu_2)/2$; (2) the more similar samples the positive class has, the smaller p would be, which would also lead to a larger bias Δ ; (3) the imbalance ratio (*i.e.*, sample number) would influence the probability of the biased estimation. If positive class has more samples (*i.e.*, $\tilde{n}_+ > \tilde{n}_-$), the probability of the biased estimation would become larger than the case of $\tilde{n}_+ = \tilde{n}_-$.

Sample Number and Category Similarity. In the real world, the sample number and category similarity are two common data-dependent proprieties, which maybe inevitable during data collection [24, 38]. Therefore, we have shown that both these two terms would influence the long-tailed recognition. In particular, different classes have different category similarities, which would lead to different Δ values for the estimated classifier. Therefore, except for sample number, accuracy for some minority class also suffers from similarity relation with majority classes. More similar information in the majority classes would lead to a more biased decision boundary, *i.e.*, the accuracy of this minority class would be decreased more. Additional explanations for the unified perspective are reported in Appendix.

4.2 Simulation Experiment

Our theoretical results indicate that category similarity could perform a negative effect on long-tailed recognition. To demonstrate this theoretical finding, we skillfully generate some virtual yet similar samples utilizing mixup [45], where we can manually control the percentage ρ of similar samples, or similarity degree λ (a hyper-parameter of mixup). Then we could observe how category similarity affects the final recognition accuracy of the model.

Experimental Setup. The experiments are conducted on the long-tailed CIFAR-10 dataset. The class imbalance ratio is set as 100, which is defined as the sample number of the most frequent (majority)

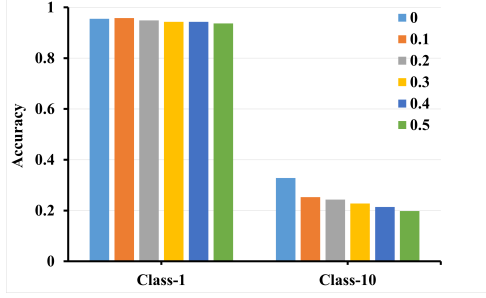


Figure 3: Accuracy variation tendency for majority and minority class on CIFAR10 dataset with different percentages ρ , and $\lambda = 0.2$.

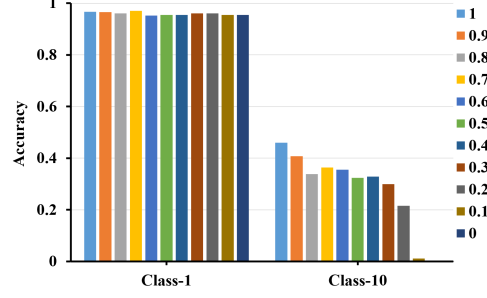


Figure 4: Accuracy variation tendency for majority and minority class on CIFAR10 dataset with different degrees λ , and $\rho = 0.2$.

class over that of the least frequent (minority) class. As mentioned, we use mixup technique to generate similar samples, but do not change the original labels. In a nutshell, the construction is

$$\tilde{x} = \lambda x_i + (1 - \lambda)x_j, \quad (2)$$

where x_i, x_j are raw input vectors. x_i is a sample drawn at random from the majority class (class-1), while x_j is drawn at random from the minority class (class-10), and $\lambda \in [0, 1]$. \tilde{x} will replace x_i in the majority class with the same label of x_i . Besides, we also control the percentage ρ of similar samples in the majority class. More settings are reported in Appendix.

Main Results. As shown in Figure 3 and 4, the accuracy of the minority class is indeed influenced by similar samples from the majority class. When λ is fixed in Figure 3, it can be observed that the performance of the minority class would be decreased with the increasing percentage of similar samples in the majority class. When ρ is fixed in Figure 4, we observe that the performance of the minority class would also be decreased with larger similarity controlled by λ in the mixup. The results indicate that the long-tailed problem would become more severe when similar samples exist. More similar samples exist between majority and minority class, the final model performance would be worse, vice versa. More results are reported in Appendix.

5 Understanding the Learning for Long-Tailed Recognition

Inspired by the above section, two data-dependent properties (*i.e.*, sample number and category similarity) should be responsible for the long-tailed problem. Such results naturally motivate us to investigate the impacts of these two data-dependent properties on the model learning. Indeed, for the long-tailed recognition, decouple training (or two-stage training) [14] is known to perform recent SOTA results for long-tailed recognition. With this, we aim to further provide a theoretical interpretation for the utility of decouple training, especially for representation and classifier learning. Consequently, abundant experiments are conducted to demonstrate the effectiveness of our findings.

5.1 Theoretical Motivation for Representation and Classifier

Consider two-stage training for binary classification problem, *i.e.*, first we extract d -dimensional features from the original data (generally contain imbalanced and similar information), then a Bayes classifier is estimated based on the extracted features. Let the feature generating distribution P_{XY} being a mixture of Gaussians, *i.e.*, the conditional probability distributions $P(X|Y)$ for two classes are multivariate Gaussian functions. The label is either positive ($Y = +1$) with probability p_+ , or negative ($Y = -1$) with probability p_- . Hence $p_+ = p_- = 0.5$ is hold on the balanced setting. Besides, let $P(X|Y = +1) \sim \mathcal{N}(\mu_1, \Sigma_1^2)$ and similarly, $P(X|Y = -1) \sim \mathcal{N}(\mu_2, \Sigma_2^2)$. Therefore, the mean difference $\mu_1 - \mu_2$ could be seen as a proxy for the feature similarity, and p_+/p_- could denote the imbalance ratio.

Suppose that a binary classifier f_B is estimated by the above setting, where B is the decision boundary. Without loss of generality, let $p_+ > p_-$. Naturally, when the feature distribution is imbalanced, the classifier f_B is likely to perform different accuracy for different classes, where the decision boundary

is shifted. Empirically, the classifier f_B would have higher accuracy for the majority class, which means that the decision boundary is likely to be shifted away from the majority samples in the learned representation space. Besides, category similarity would influence the representation learning (i.e., $\mu_1 - \mu_2$). Therefore, we can investigate how category similarity and sample number influence the model performance by measuring the shifted boundary B . Theoretically, we have:

Theorem 2 *Consider the above setting. Under the case of $\Sigma_1 = \Sigma_2 = \Sigma$, the decision boundary B would be a hyperplane in representation space. Our best estimation for the Bayes classifier satisfies,*

$$\hat{B} = \frac{1}{2}(\mu_1 + \mu_2) - \frac{1}{(\mu_1 - \mu_2)^T \Sigma^{-1} (\mu_1 - \mu_2)} (\mu_1 - \mu_2) \ln \frac{p_+}{p_-}. \quad (3)$$

Property 1 *Consider the above setting. Under the case of $p_+ = p_-$ and $\Sigma_1 = \Sigma_2$, our best estimation for the Bayes classifier satisfies,*

$$\hat{B} = \frac{1}{2}(\mu_1 + \mu_2). \quad (4)$$

Property 2 *Consider the above setting. Under the case of $p_+ > p_-$ and $\Sigma_1 = \Sigma_2 = \sigma^2 \cdot I$ (i.e., $P(X|Y)$ is a d -dimensional isotropic Gaussian), our best estimation for the Bayes classifier satisfies,*

$$\hat{B} = \frac{1}{2}(\mu_1 + \mu_2) - \frac{\sigma^2}{|\mu_1 - \mu_2|^2} (\mu_1 - \mu_2) \ln \frac{p_+}{p_-}. \quad (5)$$

Interpretation. Theorem 2 illustrates two main influence factors for the estimated classifier. (1) During feature generating process, category similarity would influence the representation quality during the first stage, i.e., $\mu_1 - \mu_2$ (i.e., mean difference) between $P(X|Y = +1)$ and $P(X|Y = -1)$. There is an indirect effect of category similarity on the classifier bias by mean difference. (2) During classifier estimation process, both $\mu_1 - \mu_2$ and p_+/p_- influence the bias for the final classifier. In detail, the smaller value the mean difference is, the more similar features would be, which would cause a more biased decision boundary. Besides, more imbalanced data may have a much larger prior gap, which would lead to a more biased decision boundary. As the prior information, sample number would directly influence the estimation of the final classifier.

A Unified Perspective. Considering two-stage training, representation and classifier are two important parts for long-tailed recognition tasks. Our theoretical results provide a unified perspective for existing methods: (1) for the representation, category similarity would affect the qualities of the learned features; (2) for the classifier, both imbalance and similarity would influence the final decision boundary. Therefore, class-balancing strategies, no matter joint or decouple training, aims to train a balanced model by adjusting prior information, while ignoring the similarity. By the above results, both representation and classifier learning are important for the final model performance.

5.2 A Closer Look at Representation Learning

Our theoretical results show that category similarity can influence the final model performance via representation quality. Inspired by these, we experimentally probe the effectiveness of similarity reduction and study whether discriminative representations can improve the performance of the learned classifier, especially with various SOTA solutions.

Here we take some recent SOTA methods as baselines, including re-sampling [6], re-weighting [6], DRW [3], Focal loss [20], and LDAM loss [3]. Besides, inspired by [12, 26], self-supervised learning can provide discriminative information for downstream tasks. Hence, we utilize self-supervised pre-training (SSP) to extract more discriminative representations for similarity reduction. We show different self-supervised learning algorithms in Appendix. Besides, existing evidence [33, 34] indicates that network depth is of crucial importance for representation learning. Thus, we also conduct additional experiments with different architectures, reported in Appendix.

Experimental Setup. The experiments are on standard benchmark CIFAR-10-LT and CIFAR-100-LT [3]. We use Rotation [9] for SSP following the work [42]. In the learning stage, we follow [3, 14] to train all models for 200 epochs on CIFAR-LT. The learning rate is 0.1 and the batchsize is 128.

Table 1: Top-1 Accuracy on CIFAR-10-LT and CIFAR-100-LT datasets. Using SSP, we improve the quality of representation and further increase the recognition accuracy.

Dataset	CIFAR-10-LT				CIFAR-100-LT			
Imbalance Ratio	100	50	20	10	100	50	20	10
CE	71.3	76.8	83.4	86.2	38.9	42.9	50.8	56.8
CE + SSP	73.8	78.5	84.6	87.4	40.8	45.3	52.6	57.8
CE + RS	70.0	75.9	82.6	87.0	33.3	39.3	48.6	55.2
CE + SSP + RS	73.4	78.7	84.2	87.8	40.8	44.9	52.8	57.8
CE + RW	72.5	78.6	83.2	87.1	30.9	37.3	48.4	55.6
CE + SSP + RW	74.9	80.1	84.3	87.7	40.3	44.3	51.8	57.1
CE + DRW	75.4	79.6	85.1	87.6	40.8	46.8	52.8	57.8
CE + SSP + DRW	77.5	81.2	86.3	88.2	44.1	48.4	53.8	59.1

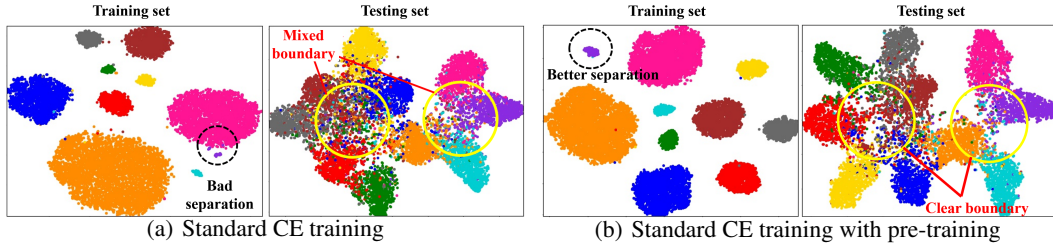


Figure 5: T-SNE visualization of training and testing set on CIFAR-10-LT. Using SSP helps to learn high-quality representations with clearer boundaries for the minority classes.

Other implementation details are in Appendix. Except for accuracy results, we additionally visualize the representations extracted by deep models with the help of t-SNE [37].

Quantitative Results. Table 1 presents the results with and without SSP. We observe that vanilla CE performs lower accuracy under different imbalance ratios, and SSP can help vanilla CE to gain obvious performance improvement. Then, existing re-balance strategies with SSP could also obtain the salient performance improvement. Besides, we notice re-weighting strategies perform better than re-sampling, because the re-sampling strategy may lead to low data diversity by discarding valuable information, while SSP can correct this drawback and further increase accuracy. Therefore, good representations are helpful for imbalance learning, especially work with re-balance strategies. The consistent results confirm the importance of category similarity (also representation) for long-tailed recognition.

Qualitative Results. To further understand the effect of representation, we visualize the learned features using t-SNE. The imbalance ratio is 50. As shown in Figure 5(a), standard CE training could lead to low-quality representations with poor class separation for minority classes. There exist mixed class boundaries in the learned feature space, which would cause performance dropping during inference. On the contrary, high-quality representations can be learned using SSP, because the pre-training process is label-agnostic. Moreover, Figure 5(b) shows that the class boundaries become clearer (*e.g.*, brown points), which helps to obtain performance improvement. Besides, we observe that good representations would reduce the inter-class differences among the classes, which indicates that SSP can help to overcome category similarity. More visualizations can be seen in Appendix.

5.3 A Closer Look at Classifier Learning

Inspired by our theoretical results, in this section we discuss how long-tailed data influences classifier learning. Besides, we systematically investigate the relationship between the representation and classifier for long-tailed recognition, as discussed in Appendix.

Table 2: The variance of the classifier weights’ norms on CIFAR-10-LT and CIFAR-100-LT datasets. (Here, L_2 norm is adopted.)

Dataset	CIFAR-10-LT				CIFAR-100-LT			
Imbalance Ratio	100	50	20	10	100	50	20	10
CE	50.3	48.8	35.2	29.6	47.7	37.0	28.3	22.9
CE + RS	12.8	11.7	14.3	10.7	25.8	21.6	22.9	24.8
CE + RW	32.3	13.6	12.5	11.0	50.5	42.1	33.9	29.2
CE + DRW	50.2	39.3	33.5	25.8	45.1	34.1	27.3	21.0

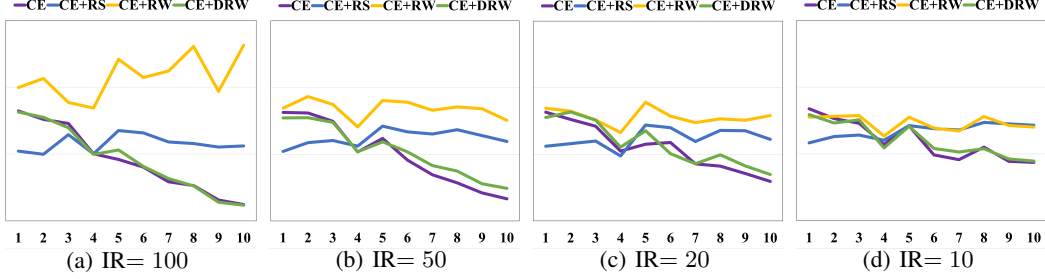


Figure 6: Classifier weights’ norms on CIFAR-10-LT. The classes are sorted by descending sample number and IR denotes the imbalance ratio.

Existing works [14, 47] show that the weight norms of the classifier are correlated with the sample number per class. In other words, for a classifier trained on a long-tailed dataset, the weight norms corresponding to majority classes are generally larger than that of minority classes. Considering a linear classifier trained by CE loss, given a training sample (x, y) , we have:

$$\mathcal{L}_{ce} = -\log \frac{e^{w_y^T f + b_y}}{\sum_{j=1}^n e^{w_j^T f + b_j}}, \quad (6)$$

where f denotes the representation of x , n is the class number. w and b are the weights and the biases of the last FC (fully connected) layer. During inference, the model classifies a sample \hat{x} as \hat{y} by

$$\hat{y} = \arg \max_i (w_i^T \hat{f} + b_i), i \in [1, n], \quad (7)$$

where \hat{f} denotes the representation of \hat{x} . Indeed, the discriminant function is $(w_{\hat{y}}^T \hat{f} + b_{\hat{y}}) - (w_j^T \hat{f} + b_j) \geq 0, \forall j \in [1, n]$. Here we will discard the bias term due to its negligible effect on the final results. Theoretically, we have:

Theorem 3 *Without bias term b in the last FC layer, the prediction probability of x being class t is $e^{w_t^T f} / \sum_{j=1}^n e^{w_j^T f}$, which is influenced by the norms of the weights w and angles between w and f .*

Property 3 *Consider long-tailed problem, denote \hat{w} as the τ -normalization of the weights w , then the classifier bias can be alleviated by balancing the weight norms between majority and minority classes, i.e., let $\|\hat{w}_i\| \approx \|\hat{w}_j\|, \forall i, j \in [1, n]$.*

The proofs of Theorem 3 and Property 3 are given in Appendix. By the above findings, fine-tuning the classifiers by re-balance strategies could alleviate the imbalance problem, because the norms of the classifier weights become more similar. With our theoretical conclusion, adjusting prior favors the balance learning of the classifier. To further verify this, we first calculate the variance of the classifier weights’ norms to explore how different methods deal with the weight norms between majority and minority classes. Then we visualize the values of weight norms to observe the differences among these re-balance methods.

Quantitative Results. The variances of the classifier weights’ norm are shown in Table 2. We can observe that standard CE training on imbalanced data would lead to an imbalanced classifier with high variance. Through re-balance strategies, the variances of the classifier are effectively reduced, which means that the weight norm gap between majority and minority classes is decreased. According to our analysis for classifier bias, the basic reason is from adjusting imbalanced prior for each class. Besides, it is noticed that DRW [3] cannot decrease the variance of the classifier, although it is able to improve performance according to Table 1. We infer that DRW can improve the quality of the representation, which can be seen in the visualizations in Appendix. Overall, re-balance strategies can alleviate the long-tailed problem via balancing the weight norms between majority and minority classes, as indicated in Property 3.

Qualitative Results. The visualizations for weight norms of the classifier are shown in Figure 6. The qualitative results are consistent with the quantitative results. When comparing different pictures of Figure 6, we find that more imbalanced data would lead to a larger gap of norm values between majority and minority classes. Therefore, the norms of classifier weights are indeed influenced by imbalanced data. In each picture of Figure 6, combined with re-balance strategies, the norm curves became flat, demonstrating that re-balance strategies are able to balance the weights of the classifier. Similarly, the curve of DRW did not become flat, which still looks like standard CE. Therefore, from the viewpoint of visualization, we can also conclude the same results.

5.4 Further Analysis and Ablation Studies

Relationship between Representation and Classifier (Appendix). A natural follow-up question is the relationship between representation and classifier on imbalanced data. In particular, we find that high-quality representation can alleviate the classifier bias by normalizing weights’ norm for each category. Detailed experiments and analysis are provided in Appendix.

Different Self-Supervised Methods (Appendix). Self-supervised learning is well studied by many recent works [12, 26, 36]. Therefore, we select four different self-supervised methods, and evaluate them across several benchmark datasets.

Different Architectures (Appendix). Motivated by existing evidences [33, 34], network depth is of crucial factor for representation learning. Therefore, we also evaluate several ResNet models [11] with different depths on two datasets.

Different SOTA Methods for Long-Tailed Recognition (Appendix). We select three classical techniques or losses to investigate the effect of SSP on long-tailed recognition. We conduct the experiments on two benchmark datasets, *i.e.*, CIFAR-10-LT and CIFAR-100-LT.

Generalization on Minority Classes (Appendix). Following [42], we further explore the generalization on each minority class. We plot the class-wise rank-1 errors on CIFAR-10-LT to observe the detailed performance. Besides, we plot the confusion matrices on CIFAR-10-LT using different re-balance strategies with and without SSP, respectively.

Inspirations for Future Work (Appendix). By telling us the essence (*i.e.*, sample number and category similarity) for long-tailed recognition, several useful insights could be introduced to solve the long-tailed problem. In Appendix, we claim several feasible directions for the applications of long-tailed recognition in the real world.

6 Conclusion

In this work, we systematically investigate the essence behind the long-tailed recognition from a unified perspective, and reveal that two data-dependent properties (*i.e.*, sample number and category similarity) should be responsible for the performance dropping. Then simulation experiments are skillfully built to show the negative effects of the category similarity. Besides, we theoretically and experimentally show that these two properties could also influence the learning way of representation and classifier, respectively. Extensive experiments are conducted to demonstrate the correctness of our findings, indicating that representation learning is also important for performance improvement. Overall, our work is the first to explore the essential influence factors for long-tailed recognition, and provide some feasible future directions for the deployments of long-tailed recognition models in the real world.

References

- [1] Paula Branco, Luis Torgo, and Rita P Ribeiro. Rebagg: Resampled bagging for imbalanced regression. In *Second International Workshop on Learning with Imbalanced Domains: Theory and Applications*, pages 67–81. PMLR, 2018.
- [2] Mateusz Buda, Atsuto Maki, and Maciej A Mazurowski. A systematic study of the class imbalance problem in convolutional neural networks. *Neural Networks*, 106:249–259, 2018.
- [3] Kaidi Cao, Colin Wei, Adrien Gaidon, Nikos Arechiga, and Tengyu Ma. Learning imbalanced datasets with label-distribution-aware margin loss. *arXiv preprint arXiv:1906.07413*, 2019.
- [4] Nitesh V Chawla, Kevin W Bowyer, Lawrence O Hall, and W Philip Kegelmeyer. Smote: synthetic minority over-sampling technique. *Journal of artificial intelligence research*, 16:321–357, 2002.
- [5] Chenyi Chen, Ari Seff, Alain Kornhauser, and Jianxiong Xiao. Deepdriving: Learning affordance for direct perception in autonomous driving. In *Proceedings of the IEEE international conference on computer vision*, pages 2722–2730, 2015.
- [6] Yin Cui, Menglin Jia, Tsung-Yi Lin, Yang Song, and Serge Belongie. Class-balanced loss based on effective number of samples. In *Proceedings of the IEEE/CVF Conference on Computer Vision and Pattern Recognition*, pages 9268–9277, 2019.
- [7] Qi Dong, Shaogang Gong, and Xiatian Zhu. Imbalanced deep learning by minority class incremental rectification. *IEEE transactions on pattern analysis and machine intelligence*, 41(6):1367–1381, 2018.
- [8] Chris Drummond. Class imbalance and cost sensitivity: Why undersampling beats oversampling. In *ICML-KDD 2003 Workshop: Learning from Imbalanced Datasets*, 2003.
- [9] Spyros Gidaris, Praveer Singh, and Nikos Komodakis. Unsupervised representation learning by predicting image rotations. In *International Conference on Learning Representations*, 2018.
- [10] Munawar Hayat, Salman Khan, Syed Waqas Zamir, Jianbing Shen, and Ling Shao. Gaussian affinity for max-margin class imbalanced learning. In *Proceedings of the IEEE/CVF International Conference on Computer Vision*, pages 6469–6479, 2019.
- [11] Kaiming He, Xiangyu Zhang, Shaoqing Ren, and Jian Sun. Deep residual learning for image recognition. In *Proceedings of the IEEE conference on computer vision and pattern recognition*, pages 770–778, 2016.
- [12] Dan Hendrycks, Mantas Mazeika, Saurav Kadavath, and Dawn Song. Using self-supervised learning can improve model robustness and uncertainty. *Advances in Neural Information Processing Systems (NeurIPS)*, 2019.
- [13] Andrew Jesson, Nicolas Guizard, Sina Hamidi Ghalehjeh, Damien Goblot, Florian Soudan, and Nicolas Chapados. Cased: curriculum adaptive sampling for extreme data imbalance. In *International Conference on Medical Image Computing and Computer-Assisted Intervention*, pages 639–646. Springer, 2017.
- [14] Bingyi Kang, Saining Xie, Marcus Rohrbach, Zhicheng Yan, Albert Gordo, Jiashi Feng, and Yannis Kalantidis. Decoupling representation and classifier for long-tailed recognition. In *International Conference on Learning Representations*, 2019.
- [15] Qi Kang, Lei Shi, MengChu Zhou, XueSong Wang, QiDi Wu, and Zhi Wei. A distance-based weighted undersampling scheme for support vector machines and its application to imbalanced classification. *IEEE transactions on neural networks and learning systems*, 29(9):4152–4165, 2017.
- [16] Salman Khan, Munawar Hayat, Syed Waqas Zamir, Jianbing Shen, and Ling Shao. Striking the right balance with uncertainty. In *Proceedings of the IEEE/CVF Conference on Computer Vision and Pattern Recognition*, pages 103–112, 2019.
- [17] Salman H Khan, Munawar Hayat, Mohammed Bennamoun, Ferdous A Sohel, and Roberto Togneri. Cost-sensitive learning of deep feature representations from imbalanced data. *IEEE transactions on neural networks and learning systems*, 29(8):3573–3587, 2017.
- [18] Alex Krizhevsky, Geoffrey Hinton, et al. Learning multiple layers of features from tiny images. 2009.

- [19] Yi Li and Nuno Vasconcelos. Repair: Removing representation bias by dataset resampling. In *Proceedings of the IEEE/CVF Conference on Computer Vision and Pattern Recognition*, pages 9572–9581, 2019.
- [20] Tsung-Yi Lin, Priya Goyal, Ross Girshick, Kaiming He, and Piotr Dollár. Focal loss for dense object detection. In *Proceedings of the IEEE international conference on computer vision*, pages 2980–2988, 2017.
- [21] Tsung-Yi Lin, Michael Maire, Serge Belongie, James Hays, Pietro Perona, Deva Ramanan, Piotr Dollár, and C Lawrence Zitnick. Microsoft coco: Common objects in context. In *European conference on computer vision*, pages 740–755. Springer, 2014.
- [22] Jialun Liu, Yifan Sun, Chuchu Han, Zhaopeng Dou, and Wenhui Li. Deep representation learning on long-tailed data: A learnable embedding augmentation perspective. In *Proceedings of the IEEE/CVF Conference on Computer Vision and Pattern Recognition*, pages 2970–2979, 2020.
- [23] Lei Liu, Wentao Lei, Xiang Wan, Li Liu, Yongfang Luo, and Cheng Feng. Semi-supervised active learning for covid-19 lung ultrasound multi-symptom classification. In *IEEE 32nd International Conference on Tools with Artificial Intelligence (ICTAI)*, pages 1268–1273, 2020.
- [24] Ziwei Liu, Zhongqi Miao, Xiaohang Zhan, Jiayun Wang, Boqing Gong, and Stella X Yu. Large-scale long-tailed recognition in an open world. In *Proceedings of the IEEE/CVF Conference on Computer Vision and Pattern Recognition*, pages 2537–2546, 2019.
- [25] Ishan Misra and Laurens van der Maaten. Self-supervised learning of pretext-invariant representations. In *Proceedings of the IEEE/CVF Conference on Computer Vision and Pattern Recognition*, pages 6707–6717, 2020.
- [26] Ishan Misra and Laurens van der Maaten. Self-supervised learning of pretext-invariant representations. In *Proceedings of the IEEE/CVF Conference on Computer Vision and Pattern Recognition (CVPR)*, June 2020.
- [27] Kemal Oksuz, Baris Can Cam, Sinan Kalkan, and Emre Akbas. Imbalance problems in object detection: A review. *IEEE transactions on pattern analysis and machine intelligence*, 2020.
- [28] Pedro O Pinheiro. Unsupervised domain adaptation with similarity learning. In *Proceedings of the IEEE Conference on Computer Vision and Pattern Recognition*, pages 8004–8013, 2018.
- [29] William J Reed. The pareto, zipf and other power laws. *Economics letters*, 74(1):15–19, 2001.
- [30] Jiawei Ren, Cunjun Yu, Shunan Sheng, Xiao Ma, Haiyu Zhao, Shuai Yi, and Hongsheng Li. Balanced meta-softmax for long-tailed visual recognition. In *Proceedings of Neural Information Processing Systems(NeurIPS)*, Dec 2020.
- [31] Olga Russakovsky, Jia Deng, Hao Su, Jonathan Krause, Sanjeev Satheesh, Sean Ma, Zhiheng Huang, Andrej Karpathy, Aditya Khosla, Michael Bernstein, et al. Imagenet large scale visual recognition challenge. *International journal of computer vision*, 115(3):211–252, 2015.
- [32] Saurabh Sharma, Ning Yu, Mario Fritz, and Bernt Schiele. Long-tailed recognition using class-balanced experts. *arXiv preprint arXiv:2004.03706*, 2020.
- [33] Karen Simonyan and Andrew Zisserman. Very deep convolutional networks for large-scale image recognition. 2015.
- [34] Christian Szegedy, Wei Liu, Yangqing Jia, Pierre Sermanet, Scott Reed, Dragomir Anguelov, Dumitru Erhan, Vincent Vanhoucke, and Andrew Rabinovich. Going deeper with convolutions. In *Proceedings of the IEEE conference on computer vision and pattern recognition*, pages 1–9, 2015.
- [35] Kaihua Tang, Jianqiang Huang, and Hanwang Zhang. Long-tailed classification by keeping the good and removing the bad momentum causal effect. *Advances in Neural Information Processing Systems*, 33, 2020.
- [36] Trieu H Trinh, Minh-Thang Luong, and Quoc V Le. Selfie: Self-supervised pretraining for image embedding. *arXiv preprint arXiv:1906.02940*, 2019.
- [37] Laurens Van der Maaten and Geoffrey Hinton. Visualizing data using t-sne. *Journal of machine learning research*, 9(11), 2008.

- [38] Jiang Wang, Yang Song, Thomas Leung, Chuck Rosenberg, Jingbin Wang, James Philbin, Bo Chen, and Ying Wu. Learning fine-grained image similarity with deep ranking. In *Proceedings of the IEEE conference on computer vision and pattern recognition*, pages 1386–1393, 2014.
- [39] Jindong Wang, Yiqiang Chen, Shuji Hao, Wenjie Feng, and Zhiqi Shen. Balanced distribution adaptation for transfer learning. In *2017 IEEE international conference on data mining (ICDM)*, pages 1129–1134, 2017.
- [40] Xudong Wang, Long Lian, Zhongqi Miao, Ziwei Liu, and Stella X Yu. Long-tailed recognition by routing diverse distribution-aware experts. *arXiv preprint arXiv:2010.01809*, 2020.
- [41] Tong Wu, Qingqiu Huang, Ziwei Liu, Yu Wang, and Dahua Lin. Distribution-balanced loss for multi-label classification in long-tailed datasets. In *European Conference on Computer Vision*, pages 162–178. Springer, 2020.
- [42] Yuzhe Yang and Zhi Xu. Rethinking the value of labels for improving class-imbalanced learning. In *Conference on Neural Information Processing Systems (NeurIPS)*, 2020.
- [43] Xi Yin, Xiang Yu, Kihyuk Sohn, Xiaoming Liu, and Manmohan Chandraker. Feature transfer learning for face recognition with under-represented data. In *Proceedings of the IEEE/CVF Conference on Computer Vision and Pattern Recognition*, pages 5704–5713, 2019.
- [44] Chunjie Zhang, Jian Cheng, and Qi Tian. Multi-view image classification with visual, semantic and view consistency. *IEEE Transactions on Image Processing*, 29:617–627, 2019.
- [45] Hongyi Zhang, Moustapha Cisse, Yann N Dauphin, and David Lopez-Paz. mixup: Beyond empirical risk minimization. *arXiv preprint arXiv:1710.09412*, 2017.
- [46] Xiao Zhang, Zhiyuan Fang, Yandong Wen, Zhifeng Li, and Yu Qiao. Range loss for deep face recognition with long-tailed training data. In *Proceedings of the IEEE International Conference on Computer Vision*, pages 5409–5418, 2017.
- [47] Boyan Zhou, Quan Cui, Xiu-Shen Wei, and Zhao-Min Chen. Bbn: Bilateral-branch network with cumulative learning for long-tailed visual recognition. In *Proceedings of the IEEE/CVF Conference on Computer Vision and Pattern Recognition*, pages 9719–9728, 2020.