

Unsupervised Proxy Selection for Session-based Recommender Systems

Junsu Cho

Pohang University of Science and Technology
Pohang, South Korea
junsu7463@postech.ac.kr

Dongmin Hyun

Pohang University of Science and Technology
Pohang, South Korea
dm.hyun@postech.ac.kr

SeongKu Kang

Pohang University of Science and Technology
Pohang, South Korea
seongku@postech.ac.kr

Hwanjo Yu*

Pohang University of Science and Technology
Pohang, South Korea
hwanjoyu@postech.ac.kr

ABSTRACT

Session-based Recommender Systems (SRSs) have been actively developed to recommend the next item of an anonymous short item sequence (i.e., session). Unlike sequence-aware recommender systems where the whole interaction sequence of each user can be used to model both the *short-term interest* and the *general interest* of the user, the absence of user-dependent information in SRSs makes it difficult to directly derive the user's general interest from data. Therefore, existing SRSs have focused on how to effectively model the information about short-term interest within the sessions, but they are insufficient to capture the general interest of users. To this end, we propose a novel framework to overcome the limitation of SRSs, named ProxySR, which imitates the missing information in SRSs (i.e., general interest of users) by modeling *proxies* of sessions. ProxySR *selects a proxy* for the input session in an unsupervised manner, and combines it with the encoded short-term interest of the session. As a proxy is jointly learned with the short-term interest and selected by multiple sessions, a proxy learns to play the role of the general interest of a user and ProxySR learns how to select a suitable proxy for an input session. Moreover, we propose another real-world situation of SRSs where a few users are logged-in and leave their identifiers in sessions, and a revision of ProxySR for the situation. Our experiments on real-world datasets show that ProxySR considerably outperforms the state-of-the-art competitors, and the proxies successfully imitate the general interest of the users without any user-dependent information.

CCS CONCEPTS

• **Information systems** → **Recommender systems**; **Collaborative filtering**; **Personalization**; • **Computing methodologies** → **Learning from implicit feedback**.

*Corresponding Author

Permission to make digital or hard copies of all or part of this work for personal or classroom use is granted without fee provided that copies are not made or distributed for profit or commercial advantage and that copies bear this notice and the full citation on the first page. Copyrights for components of this work owned by others than ACM must be honored. Abstracting with credit is permitted. To copy otherwise, or republish, to post on servers or to redistribute to lists, requires prior specific permission and/or a fee. Request permissions from permissions@acm.org.
SIGIR '21, July 11–15, 2021, Virtual Event, Canada

© 2021 Association for Computing Machinery.
ACM ISBN 978-1-4503-8037-9/21/07...\$15.00
<https://doi.org/10.1145/3404835.3462958>

KEYWORDS

Session-based Recommender System, Collaborative Filtering, Proxy

ACM Reference Format:

Junsu Cho, SeongKu Kang, Dongmin Hyun, and Hwanjo Yu. 2021. Unsupervised Proxy Selection for Session-based Recommender Systems. In *Proceedings of the 44th International ACM SIGIR Conference on Research and Development in Information Retrieval (SIGIR '21)*, July 11–15, 2021, Virtual Event, Canada. ACM, New York, NY, USA, 10 pages. <https://doi.org/10.1145/3404835.3462958>

1 INTRODUCTION

In the era of information explosion, Recommender Systems (RSs) play critical roles in providing users with interesting contents in many online applications such as e-commerce or music application. Most conventional RSs discover the users' preferences based on their long-term interaction history with items, and then predict the next item of interest based on their preferences [14, 30, 31, 34]. However, most users (i.e., users without logging in) tend not to leave their profiles while browsing online services [26, 37, 38, 40]. That is, in numerous real-world online services, what RSs can refer to are the short-term (e.g., in a day) sequences of item consumption (i.e., *sessions*) left by anonymous users. Accordingly, Session-based Recommender Systems (SRSs) have been actively developed to provide more accurate recommendations for the next items of the sessions without any user-dependent information.

The absence of the user-dependent information causes a challenge for the SRSs. With the user-dependent information, sequence-aware RSs which utilize the whole interaction sequence of each user can model a user's *general (or long-term) interest* via a sequence modeling or a user embedding [12, 43], in addition to the *short-term (or current) interest* within the last few interactions (Fig. 1a). The general interest of a user is the user's individual preference which changes slowly over time, and discovering it increases the recommendation performance as it influences the user's next behavior along with the user's short-term interest [9, 33, 41]. However, SRSs, only using the anonymous sessions, capture only the short-term interest within the sessions and have a limitation in directly deriving the user's general interest (Fig. 1b). Although many SRSs have been developed recently, this limitation has not been addressed.

Most existing methods focus on how to effectively extract useful information from a single session [7, 15, 18, 26, 40], and thus cannot consider the relationships between sessions. To address this

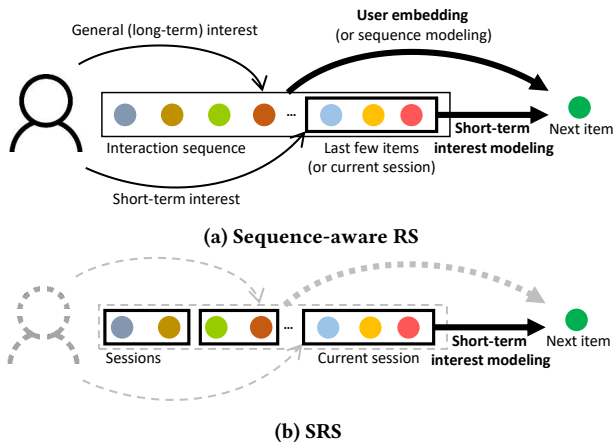


Figure 1: Difference between the amount of information available in sequence-aware RSs and SRSs. The gray dotted lines indicate the unavailable information in SRSs.

problem, some recent methods define the relationships using the item co-occurrence between the sessions and achieve the state-of-the-art recommendation performances [37, 38]. However, they do not consider the relationships between sessions that are more complex than the item co-occurrence. Several studies pointed out that the general interest of users is too complex to model only with relationships based on the item co-occurrence [4, 20]. Therefore, the existing methods that employ a static rule based on the item co-occurrence to define the relationships between sessions are insufficient to capture the general interest of users.

To overcome the limitation of the SRSs, we propose a novel SRS framework named ProxySR, which imitates the missing information (i.e., general interest of users) by modeling *proxies*, each of which encodes information shared by multiple sessions. ProxySR is designed inspired by the following characteristics of general interest: 1) multiple sessions have similar general interests in them (i.e., multiple sessions are created by a user who has a steady general interest), and 2) the general interest can compensate for the missing information in SRSs other than the short-term interest in predicting the next item. Specifically, in addition to the session encoder capturing the short-term interest within the input session, ProxySR includes a separate component that *selects a proxy* from a set of proxies in an unsupervised manner. The encoded short-term interest and the selected proxy are combined, and the two modeling components are jointly learned in an end-to-end manner to accurately predict the next item of the input session. Through the joint learning, ProxySR learns how to select a suitable proxy to fill in the missing information other than the short-term interest in predicting the next item, and at the same time, the proxy selected by several sessions learns the information common to those sessions.

Moreover, we establish another real-world situation of SRSs where a few users are logged-in and leave their identifiers in sessions, and propose a revision of ProxySR for the situation. In this situation, ProxySR can assign more suitable proxies using the user identifiers to provide more accurate predictions. Our extensive experiments on real-world datasets show that ProxySR considerably outperforms the state-of-the-art competitors. Our analyses also show that the proxies actually imitate the general interest of users

without any user-dependent information, and play an important role in predicting the next item of sessions. Lastly, we show that ProxySR provides more accurate recommendations as the ratio of known users increases.

2 RELATED WORK

2.1 Session-based Recommender Systems

SRSs aim at predicting the next item of each session. Without any user-dependent information, the only information that SRSs can utilize is the chronologically-ordered item sequence in each session which implies the short-term interest of user. Accordingly, some existing methods focus on how to effectively modeling the information in each single session. For example, GRU4Rec [7] uses GRU [2] which takes the embeddings of items in a session as input, to model the sequential patterns in the session. NARM [15] summarizes the hidden states of GRU using an attention module, to model the user’s main purpose and sequential patterns in the session. STAMP [18] incorporates each item information in a session according to its similarity to the last item based on an attention mechanism, to focus on the most recent interest. SASRec [12] uses a self-attention network to capture the user’s preference within a sequence. SR-GNN [40], which is the first attempt to express the sessions in directed graphs, captures the complex transitions of items in a session via graph neural networks. FGNN [26] introduces an attentional layer and a new readout function in graph neural networks to consider the latent order rather than the chronological item order in a session. RepeatNet [29] first predicts whether the next item will be a repeat consumption or a new item, and then predicts the next item for each case. GRec [42] leverages future data as well when learning the preferences for target items in a session for richer information in dilated convolutional neural networks.

However, these methods cannot consider the relationships between sessions, as they use only the information within a single session. To overcome this limitation, some recent methods define the relationships between sessions using the item co-occurrence between them. CSRSM [37] incorporates information of the latest few sessions according to their similarity to the current session. CoSAN [19] extends CSRSM to find out the similar sessions for each item, not for each session. GCE-GNN [38], which shows the state-of-the-art recommendation performance, constructs a global graph that models pairwise item-transitions over sessions. However, all these approaches do not consider the general interest of users, which is important to increase the recommendation performance but too complex to be captured only by the relationships based on the item co-occurrence between sessions [4, 20].

2.2 Learning with Proxies

Recently, there have been many attempts to learn the model using proxies, each of which is a representative of several instances, in order to revise a conventional operation between the instances. For example, in computer vision, Proxy-NCA [22] firstly employed the proxy triplets in metric learning instead of the triplets of data instances, which reduces the number of triplets and improves the robustness of the model against noisy labels. SoftTriple [25] assigns multiple proxies for an image class, as a class may contain multiple local clusters due to the intra-class variance. Although it is adopted

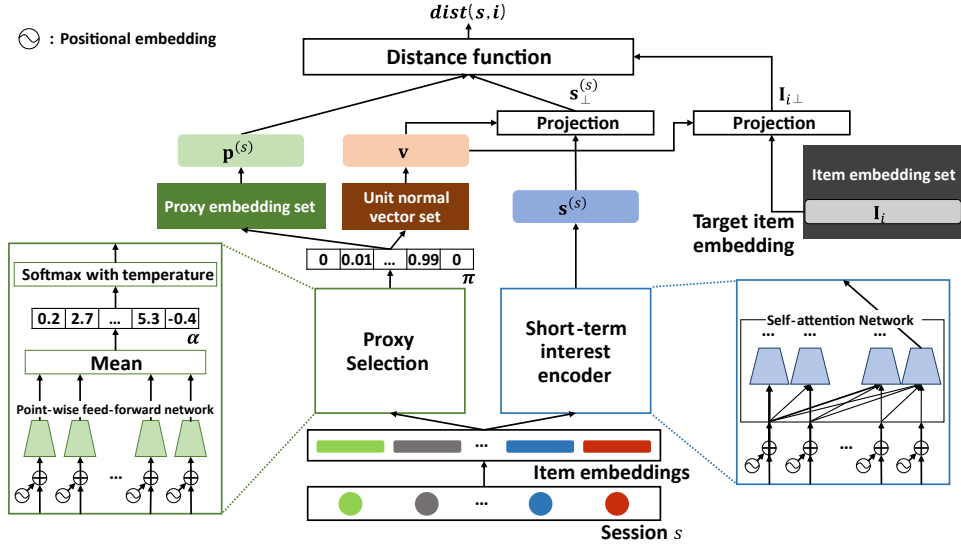


Figure 2: The overall architecture of ProxySR.

to various methods, the main role of a proxy in them is to learn common information about a set of data instances.

Likewise, a proxy in ProxySR models the information common to several sessions and serves as a representative of them. A distinctive characteristic of the proxy in ProxySR is that it imitates the general interest of a user, by being shared across several sessions and used in combination with the short-term interest. As a result, ProxySR provides more accurate recommendations by alleviating the problem of SRSs mentioned above.

3 METHOD

This section first introduces the task of SRSs and the notation in this paper (Section 3.1), then describes the details of ProxySR (Fig. 2). ProxySR selects a proxy for the input session (Section 3.2) and encodes the session into a short-term interest representation (Section 3.3), and then uses the aggregation of them to define the distance function between the session and the target item (Section 3.4). Finally, the loss function for training ProxySR is proposed using the distance function (Section 3.5). Moreover, we establish another real-world scenario for SRSs, and propose a revised version of ProxySR for the scenario (Section 3.6).

3.1 Problem Formulation and Notation

In this paper, we aim to recommend the next item for an input session. Let $I \in \mathbb{R}^{N \times d}$ denote the item embedding matrix where N is the number of items and d is the embedding size. Given a session $s = [s_1, s_2, \dots, s_n]$, where $s_* \in \{1, 2, \dots, N\}$ is the index of an item in session s , n is the number of items in s (i.e., $n = |s|$), and the interactions are chronologically-ordered, our goal is to recommend top- k items as the next item s_{n+1} . In the training phase, the model is trained to predict every item s_t ($t \leq n$) in s using $[s_1, s_2, \dots, s_{t-1}]$.

Throughout this paper, we use a bold capital letter for a matrix (e.g., I, P), a bold small letter for a vector (e.g., $\mathbf{p}, \boldsymbol{\pi}$), a superscript P for a modeling component for the proxy selection (e.g., $W^{P,(1)}, E^P$), and a superscript S for a modeling component for the short-term

interest encoder (e.g., $W^{S,(1)}, E^S$). Also we denote the i -th vector (or element) of a matrix (or vector) as a subscript i (e.g., I_{s_j}, π_j).

3.2 Proxy Selection

This section describes how ProxySR obtains a proxy $\mathbf{p}^{(s)}$ for an input session s . Given an input session, ProxySR selects a proxy from the predefined set of proxies in an unsupervised manner, and combines it with the encoded short-term interest to make the final representation of the session. Through the end-to-end learning, the modeling component for proxy selection learns how to select a suitable proxy for an input session, and the selected proxy learns the information common to the sessions that select the proxy. As the proxy fills in the missing information other than the short-term interest in predicting the next item, the proxy imitates the general interest of the user.

To this end, ProxySR first uses the input session s to build a skewed probability distribution to select a proxy embedding from a predefined set of K proxy embeddings. More specifically, ProxySR utilizes an encoder network to produce logits of the probabilities, and then converts them to the skewed probability distribution $\boldsymbol{\pi} \in \mathbb{R}^K$ using a softmax function with a temperature parameter [16] as follows:

$$\begin{aligned} \boldsymbol{\alpha} &= f^P(s) \\ \pi_j &= \frac{\exp(\boldsymbol{\alpha}_j / \tau)}{\sum_{j'=1}^K \exp(\boldsymbol{\alpha}_{j'} / \tau)} \text{ for } j \in \{1, 2, \dots, K\} \end{aligned} \quad (1)$$

where f^P is an encoder network for a session where $f^P(s) \in \mathbb{R}^K$, K is the predefined number of proxies, π_j is the probability for the j -th proxy, and $\tau > 0$ is the temperature parameter. As τ gets smaller, $\boldsymbol{\pi}$ becomes a hard distribution close to a one-hot vector, and as τ gets larger, $\boldsymbol{\pi}$ becomes a uniform distribution where every element is close to $1/K$. Therefore, we assign a large initial value to τ and decrease it as the training progresses, because if the initial value of τ is small, the gradients are skewed to few logits, which is not desirable for the unstable initial training [11, 16]. Finally, we

obtain the proxy embedding $p^{(s)}$ for session s as follows:

$$\gamma = \frac{\sum_{j=1}^K \|\pi_j P_j\|_2}{\left\| \sum_{j=1}^K \pi_j P_j \right\|_2} \quad (2)$$

$$p^{(s)} = \gamma \cdot \sum_{j=1}^K \pi_j P_j$$

where $P \in \mathbb{R}^{K \times d}$ is the proxy embedding matrix. When τ is small enough after several training epochs, π becomes a one-hot vector and only one proxy embedding is selected from the set.

When τ is large in the initial training phase, the scale of obtained proxy can be too small because each of the proxies is randomly initialized with a mean of zero and is uniformly aggregated to cancel out each other. Therefore, we prevent this problem by rescaling the obtained proxy with γ which forces its l_2 -norm to maintain the weighted mean of the l_2 -norms of proxies.

3.2.1 Implementation Details. Any encoder network for a sequence that captures the sequential pattern in the input sequence can be used as f^P . In our experiments, as a non-linear network for sessions of any length, we use two-layer point-wise feed-forward networks for the item embeddings in a session and take the average of the outputs as the logits. Also we add a learnable positional embedding [3, 6] to each item embedding, which encodes information about its position, in order to model the sequential pattern. That is, the encoder network for proxy selection in our experiments is built as follows:

$$f^P(s) = \frac{1}{n} \sum_{j=1}^n W^{P,(2)\top} \sigma \left(W^{P,(1)\top} \left(I_{s_j} + E_j^P \right) \right) \quad (3)$$

where $E_j^P \in \mathbb{R}^d$ is the learnable positional embedding for the j -th position, and $W^{P,(1)} \in \mathbb{R}^{d \times \lfloor (d+K)/2 \rfloor}$, $W^{P,(2)} \in \mathbb{R}^{\lfloor (d+K)/2 \rfloor \times K}$ are the weight matrices. σ is the Leaky ReLU activation function [21] with negative slope 0.1.

Note that in the training phase, we employ the proxy which is selected by the whole session s (i.e., $p^{(s)}$) even when predicting each item s_t ($t \leq n$) using $[s_1, s_2, \dots, s_{t-1}]$, because each item in a session is generated with a consistent general interest of a user. Thus $p^{(s)}$ learns its relationships with all items in s .

3.2.2 Discussion. To build a representation that imitates a general interest, ProxySR *selects* a proxy via the softmax with a temperature parameter, rather than a weighted combination of several proxies using an ordinary softmax function. A weighted combination of several proxies produces a unique representation for each input session, which is equivalent to encoding a session into a representation. However, since the general interest is difficult to be fully encoded with only the information within a single session, we cannot guarantee that the weighted combination models the general interest which is common to several sessions. Alternatively, ProxySR models the proxies which imitate the general interests by selecting the most probable proxy, and jointly training the selected proxy with the short-term interest of the session. Thus, a proxy in ProxySR, which is shared across the sessions that select the proxy, encodes the information common to the sessions. In Section 4, we

provide the analyses that show the superiority of proxy selection compared to the weighted combination.

3.3 Short-term Interest Encoder

The short session itself represents the short-term (or current) interest of the user [44]. Therefore, ProxySR encodes the input session s with an encoder network into a latent representation $s^{(s)}$ and uses it as the short-term interest within the session:

Specifically, we can obtain the short-term interest representation for the input session s as follows:

$$s^{(s)} = f^S(s) \quad (4)$$

where f^S is a session encoder which encodes the session into a latent representation (i.e., $f^S(s) \in \mathbb{R}^d$), and $s^{(s)} \in \mathbb{R}^d$ is the representation of short-term interest within session s .

3.3.1 Implementation Details. Any session encoder can be adopted as f^S . In the experiments, we adopt a self-attention network [12, 36] with residual connection [5], which effectively models a sequence considering the dependencies between the items in the sequence. Our short-term interest representation for the input sessions s can be obtained as follows:

$$\begin{aligned} X &= [I_{s_1} + E_n^S, I_{s_2} + E_{n-1}^S, \dots, I_{s_n} + E_1^S]^\top \\ Q &= \text{ReLU}(XW^{S,(Q)}) \\ K &= \text{ReLU}(XW^{S,(K)}) \\ A &= \text{softmax} \left(\frac{QK^\top}{\sqrt{d}} \right) \\ Z &= AX + X \\ f^S(s) &= W^{S,(2)\top} \text{ReLU} \left(W^{S,(1)\top} Z_n + b^{S,(1)} \right) + b^{S,(2)} \end{aligned} \quad (5)$$

where E_j^S is the learnable positional embedding for the j -th recent interaction, $X \in \mathbb{R}^{n \times d}$ is a representation of session s as the input to f^S . $W^{S,(Q)}$, $W^{S,(K)}$, $W^{S,(1)}$, $W^{S,(2)} \in \mathbb{R}^{d \times d}$ are the weight matrices, and $b^{S,(1)}$, $b^{S,(2)} \in \mathbb{R}^d$ are the biases. Note that the positional embeddings for short-term interest encoder are assigned in reverse chronological order, to model the impact of the recent items on the short-term interest [12].

3.4 Combination

ProxySR adds the selected proxy and the encoded short-term interest to make the final representation of session s , and uses it to compute the dissimilarity score between the session and the target item i . Finally, K items with the smallest dissimilarity score with s are recommended. However, according to some precedent studies [17, 39], a simple addition cannot model relationships within a triplet that are more complex than a one-to-one relationship. In other words, if the same item has to be related to two different short-term interests with the same proxy, the model forces the two short-term interests to be similar (i.e., if $p + s^{(1)} \approx I_i$ and $p + s^{(2)} \approx I_i$, then $s^{(1)} \approx s^{(2)}$). Likewise, if two items have to be related to the similar short-term interests with the same proxy, the model forces the two items to be similar (i.e., if $p + s^{(1)} \approx I_{i(1)}$ and $p + s^{(2)} \approx I_{i(2)}$ where $s^{(1)} \approx s^{(2)}$, then $I_{i(1)} \approx I_{i(2)}$). As SRSs may have such complex relationships, the model should be designed to capture them.

To this end, we project the encoded short-term interest and the target item embedding onto a hyperplane for the selected proxy and define the relationship between them on the hyperplane [39]. Thus, different items (or short-term interests) can have the same representation on a hyperplane, allowing ProxySR to capture the complex relationships. Specifically, we first obtain the projected short-term interest $s_{\perp}^{(s)}$ and the projected target item embedding $I_{i\perp}$ on the proxy’s hyperplane as follows:

$$\begin{aligned} \mathbf{v} &= \frac{\sum_{j=1}^K \boldsymbol{\pi}_j \mathbf{V}_j}{\left\| \sum_{j=1}^K \boldsymbol{\pi}_j \mathbf{V}_j \right\|_2} \\ s_{\perp}^{(s)} &= s^{(s)} - \mathbf{v}^{\top} s^{(s)} \mathbf{v} \\ I_{i\perp} &= I_i - \mathbf{v}^{\top} I_i \mathbf{v} \end{aligned} \quad (6)$$

where $\mathbf{V} \in \mathbb{R}^{K \times d}$ is the unit normal vector set for the proxy hyperplanes [39], and $\mathbf{v} \in \mathbb{R}^d$ is the unit normal vector for projecting onto the hyperplane for $p^{(s)}$. For the normal vector to be orthogonal to the proxy’s hyperplane and to have the unit length, we force $|\mathbf{v} \cdot p^{(s)}| / \|p^{(s)}\|_2 \leq \epsilon$ and $\|\mathbf{V}_j\|_2 = 1$ with regularizers.

Lastly, the dissimilarity score between session s and target item i is estimated with the distance between the projected item embedding and the aggregation of the proxy and the projected short-term interest. We compute the dissimilarity score as follows:

$$\text{dist}(s, i) = \left\| \left(p^{(s)} + s_{\perp}^{(s)} \right) - I_{i\perp} \right\|_2^2 \quad (7)$$

As a result, a higher $\text{dist}(s, i)$ value implies a lower probability of i as the next item of session s .

3.5 Training

We use the marginal loss (i.e., hinge loss) [8, 24] to train ProxySR, so that the true next item of a session becomes closer to the session compared to the other items. In addition, we adopt the orthogonality regularizer for the unit normal vector \mathbf{v} and the distance regularizer introduced in [24], which explicitly forces the session representation close to the target item embedding.

Firstly, we define the loss function \mathcal{L} as follows:

$$\mathcal{L} = \sum_{\{s, i^+\} \in \mathcal{S}} \sum_{i^- \in NI(s)} [m + \text{dist}(s, i^+) - \text{dist}(s, i^-)]_+ \quad (8)$$

where \mathcal{S} is the training dataset of sessions and their true next item, i^+ is the true next item of session s , $NI(s) \subset \mathcal{I} \setminus i^+$ is a set of the negative items of s , $[x]_+ = \max(x, 0)$, and m is the margin. Including the regularizers, we define our final objective function \mathcal{J} to minimize as follows:

$$\begin{aligned} \text{reg}^{\text{dist}} &= \sum_{\{s, i^+\} \in \mathcal{S}} \text{dist}(s, i^+) \\ \text{reg}^{\text{orthog}} &= \sum_{\{s, i^+\} \in \mathcal{S}} \frac{|\mathbf{v}^{(s)} \cdot p^{(s)}|}{\|p^{(s)}\|_2} \\ \mathcal{J} &= \mathcal{L} + \lambda^{\text{dist}} \cdot \text{reg}^{\text{dist}} + \lambda^{\text{orthog}} \cdot \text{reg}^{\text{orthog}} \end{aligned} \quad (9)$$

where $\mathbf{v}^{(s)}$ is \mathbf{v} for session s , and $\lambda^{\text{dist}}, \lambda^{\text{orthog}}$ are the regularization coefficients for the distance regularizer and the orthogonality regularizer, respectively.

3.6 Another Real-world Case: User Semi-supervision

Several studies on user behavior in the online environment report that in real world, about 50% to 70% of users browse the items without logging in, while the others log in and leave their user identifiers [10, 23, 28]. In this real-world scenario, the ground-truth user information can provide ProxySR with information about which proxy to select for the input session. In this regard, for an input session that has its user information, we add a user bias to the logits (i.e., $\boldsymbol{\alpha}$ in Equation (1)) for selecting a proxy, modeling the users’ inclination for particular proxies. The other sessions without user information use the original logits. Thus, we only increase the probability of selecting a preferred proxy for the users, rather than forcing to assign a particular proxy according to the user information, to flexibly model which proxy the each user prefers.

Specifically, for the sessions that have their user information, $\boldsymbol{\pi}$ in Equation (2) and (6) for selecting a proxy can be replaced with $\boldsymbol{\pi}^{\text{user}}$ as follows:

$$\boldsymbol{\pi}_j^{\text{user}} = \frac{\exp\left(\left(\boldsymbol{\alpha}_j + u_j^{(s)}\right)/\tau\right)}{\sum_{j'=1}^K \exp\left(\left(\boldsymbol{\alpha}_{j'} + u_{j'}^{(s)}\right)/\tau\right)} \quad (10)$$

where $u^{(s)} \in \mathbb{R}^K$ is the learnable user bias for the user of session s . In Section 4, we provide the experimental results in this scenario that report the performance improvement according to the ratio of known users.

4 EXPERIMENTS

In this section, we provide the experimental results and analyses on ProxySR and other state-of-the-art baselines. Our experiments are designed to answer the following research questions.

- **RQ1:** How does ProxySR perform compared to the other state-of-the-art baselines for the task of recommending the next item that have not appeared in the session?
- **RQ2:** How does ProxySR perform for the task of next item recommendation that contains repetitive consumption?
- **RQ3:** Does each component and design choice in ProxySR contributes to the performance significantly?
- **RQ4:** What information do the proxy embeddings encode?
- **RQ5:** Is the additional user information in the proposed real-world case beneficial to ProxySR?

4.1 Experimental Settings

4.1.1 Datasets. We conducted our experiments on three public datasets: *RetailRocket*¹, *Diginetica*², and *LastFM*³ [1]. Table 1 summarizes the statistics of each dataset. For datasets without the session information (i.e., *RetailRocket* and *LastFM*), we first divided each user’s interactions in a day into sessions and anonymized the sessions. Then, for all datasets, we split the sessions in each dataset into train/validation/test set in chronological order in a ratio of 8:1:1. Also we filtered out items in validation and test set which did not appear in the training set [15, 18, 37].

RetailRocket contains the users’ interactions (i.e., clicks) collected from a real-world e-commerce website. This dataset is the

¹<https://www.kaggle.com/retailrocket/ecommerce-dataset>

²<https://competitions.codalab.org/competitions/11161>

³<http://ocelma.net/MusicRecommendationDataset/lastfm-1K.html>

Table 1: Statistics of datasets. # sessions is the number of sessions before the sessions are divided into sub-sessions.

Dataset	RetailRocket	Diginetica	LastFM
# interactions	170,488	713,308	5,103,585
# items	38,736	33,950	33,531
# sessions	47,705	101,691	229,760
avg. length	3.57	7.01	22.21

smallest dataset we used, and has the shortest session length on average. To evaluate the models’ performance on short sessions, we filtered out only the sessions that contain less than two items.

Diginetica has anonymous sessions of search logs from an e-commerce website. As the interactions in this dataset have their session id, we use the session ids to establish the sessions. We filtered out items that appear less than five times, and sessions with less than three items are excluded.

LastFM has users’ music listening history. We consider an artist as an item, and used this dataset for artist recommendation [29, 37]. We filtered out items that appear less than five times, and sessions with less than three interactions or more than fifty interactions.

4.1.2 Evaluation. For all the baselines, we ranked the true next item of each session in the test set among all the other items and used two widely-used metrics for ranking to evaluate the performance of top- k recommendation [15, 26, 37, 42]: recall ($R@k$) and mean reciprocal rank ($M@k$). We use several values for k : 5, 10, 20.

4.1.3 Baselines. We compare the performance of ProxySR with the following state-of-the-art baselines:

- **GRU4Rec** [7] encodes the session sequence into the final representation with GRU units.
- **NARM** [15] is an RNN-based model with an attention layer that models the user’s sequential behavior and main purpose.
- **STAMP** [18] employs an attention mechanism to summarize a session based on the recent interest (i.e., the last item).
- **SASRec** [12] adopts a self-attention network to capture the user’s preference within a sequence.
- **RepeatNet** [29] employs a repeat-explore mechanism to predict repetitive interactions in a session.
- **SR-GNN** [40] expresses a session in a graph and encodes it with graph neural networks and an attention mechanism.
- **FGNN** [26] extends SR-GNN to model the latent order in the session with an attentional layer and a new readout function.
- **CSRM** [37] utilizes memory networks to incorporate the neighbor sessions of the input session.
- **GRec** [42] leverages future data in a session as well when learning the preference of the session for richer information in dilated convolutional neural networks.
- **GCE-GNN** [38] is the state-of-the-art SRS that constructs a global graph that models pairwise item-transitions over all sessions as well as the session graphs.

We omitted conventional recommendation systems that require the user information (e.g., MF [14], BPR [30], FPMC [31], Caser [34], and HRNN [27]).

4.1.4 Implementation Details. Each of the baselines is trained to predict every item in each session in the training dataset depending on the items before it [15, 18, 26, 38, 40]. Likewise, each full session instance $s = \{s_1, s_2, \dots, s_n\}$ in the validation and test dataset

is divided into its sub-sessions (i.e., $\{s_1\}, \{s_1, s_2\}, \dots, \{s_1, s_2, \dots, s_n\}$), each with its next item [15, 18, 26, 38, 40]. We optimized all the baselines using Adam optimizer [13], and tuned each hyperparameter with $R@20$ performance on the validation data: learning rate $\eta \in \{0.0001, 0.0002, 0.0005, 0.001, 0.002, 0.005, 0.01\}$, batch size $b \in \{32, 64, 128, 256, 512\}$, dropout rate [32] $r \in \{0.0, 0.1, 0.2, 0.3, 0.4, 0.5\}$, coefficient for L2 regularization $\lambda \in \{0.0, 0.0001, 0.001, 0.01, 0.1\}$, embedding size $d \in \{16, 32, 64, 128\}$. Maximum length of each session is 50. We tuned the other hyperparameters of the baselines within the ranges of values provided in their papers. For ProxySR, we bound all the embeddings within a unit sphere (e.g., $\|P_j\|_2^2 \leq 1$) as done in [8, 24]. We tuned the number of proxies $K \in \{3, 10, 30, 100, 300, 1000, 3000\}$, regularization coefficient (i.e., $\lambda_{\text{dist}}, \lambda_{\text{orthog}}\}) \in \{0.0, 0.01, 0.02, 0.05, 0.1, 0.2, 0.5\}$, margin $m \in \{0.1, 0.2, 0.5, 1.0, 2.0\}$. We used the exponential annealing for τ : $\tau = \max(T_0(\frac{T_E}{T_0})^{\frac{e}{E}}, T_E)$ where e is the current training epoch, $E = 10$ is the number of annealing epoch, $T_0 = 3$ is the initial temperature, and $T_E = 0.01$ is the final temperature.

4.2 Task Formulation

We conducted the experiments on two tasks: 1) next unseen item recommendation, and 2) next item recommendation with repetitive consumption. Although the previous studies [15, 18, 26, 37, 38, 40] only focus on the second task, we claim that the task of next unseen item recommendation is more suitable for evaluating the ability of the model to capture the user’s purpose within the session. That is because it is difficult to properly evaluate the learning ability of the model if the model can achieve a high performance by memorizing the items in the session. On the other hand, the next unseen item recommendation task requires a higher ability to discover the user’s hidden preferences. We also claim that the next unseen item recommendation is more practical, as the repetitive consumption within a session for a short period of time is driven by the user’s need for the item that the user already knows. That is, the user does not have to rely on a RS, and it is more desirable to recommend items that the user does not know. For the next unseen item recommendation in our experiments, we omitted every sub-session that contains its target item, and forced the probabilities of repetitive items to be zero when predicting the next item. Note that in our experiments, the results of all experiments and analyses except for Table 3 were on the task of next unseen item recommendation.

4.3 Performance Comparison

4.3.1 Overall Performance. We measured the performance of the baselines on the test set at the epoch when the validation performance (i.e., $R@20$) is the best. We report the average performance from five independent runs.

Table 2 and Table 3 are the overall performance of the models on the next unseen item recommendation and the next item recommendation with the repetitive consumption for each session, respectively. We can see some notable observations from the results. Firstly, our proposed ProxySR outperforms all the competitors on both tasks, for all the datasets. Moreover, the performance improvement of ProxySR on the competitors is more significant on the next unseen item recommendation task. This result verifies the superiority of ProxySR compared to the other baselines on learning the user’s latent purpose within each session, as the next unseen

Table 2: Overall performance on the next unseen item recommendation. *Imprv* is the improvement of the performance from ProxySR compared to the best performance among the other baselines. The best results are highlighted in boldface, and the second best results are underlined.

Dataset	Metric	GRU4Rec	NARM	STAMP	SASRec	RepeatNet	SR-GNN	FGNN	CSRM	GRec	GCE-GNN	ProxySR	Imprv.(%)
RetailRocket	R@5	0.1182	0.1322	0.0780	0.1834	0.1073	0.1746	0.1308	0.1385	0.1393	<u>0.1876</u>	0.2449	30.54%
	M@5	0.0827	0.0786	0.0526	0.1145	0.0716	0.1126	0.0819	0.0815	0.0832	<u>0.1173</u>	0.1454	23.96%
	R@10	0.1513	0.1741	0.0958	0.2326	0.1289	0.2151	0.1708	0.1954	0.1852	<u>0.2342</u>	0.3300	40.91%
	M@10	0.0871	0.0842	0.0551	0.1197	0.0746	0.1180	0.0874	0.0892	0.0881	<u>0.1230</u>	0.1567	27.40%
	R@20	0.1752	0.2178	0.1092	0.2781	0.1544	0.2570	0.2061	0.2469	0.2289	<u>0.2787</u>	0.4053	45.43%
M@20	0.0888	0.0873	0.0560	0.1245	0.0763	0.1209	0.0898	0.0928	0.0914	<u>0.1274</u>	0.1622	27.32%	
Diginetica	R@5	0.1124	0.1120	0.1090	0.1266	0.0959	0.1373	0.1339	0.1374	0.1313	<u>0.1467</u>	0.1737	18.40%
	M@5	0.0569	0.0565	0.0562	0.0643	0.0500	0.0712	0.0693	0.0693	0.0673	<u>0.0753</u>	0.0906	20.32%
	R@10	0.1879	0.1893	0.1808	0.2082	0.1544	0.2234	0.2164	0.2260	0.2166	<u>0.2321</u>	0.2760	18.91%
	M@10	0.0668	0.0681	0.0657	0.0750	0.0578	0.0826	0.0801	0.0809	0.0786	<u>0.0853</u>	0.1041	22.04%
	R@20	0.2963	0.2995	0.2785	0.3234	0.2326	0.3386	0.3297	0.3454	0.3321	<u>0.3573</u>	0.4069	13.88%
M@20	0.0741	0.0753	0.0724	0.0830	0.0631	0.0905	0.0879	0.0895	0.0865	<u>0.0931</u>	0.1130	21.37%	
LastFM	R@5	0.0480	0.0455	0.0502	0.0523	0.0483	0.0564	0.0506	0.0502	0.0450	<u>0.0589</u>	0.0640	8.66%
	M@5	0.0248	0.0235	0.0260	0.0282	0.0249	0.0310	0.0242	0.0255	0.0233	<u>0.0317</u>	0.0335	5.68%
	R@10	0.0795	0.0752	0.0821	0.0846	0.0794	0.0910	0.0897	0.0843	0.0744	<u>0.0939</u>	0.1025	9.16%
	M@10	0.0289	0.0274	0.0302	0.0324	0.0290	0.0355	0.0290	0.0300	0.0270	<u>0.0366</u>	0.0385	5.19%
	R@20	0.1258	0.1207	0.1301	0.1318	0.1270	0.1423	0.1399	0.1341	0.1198	<u>0.1468</u>	0.1589	8.24%
M@20	0.0321	0.0305	0.0334	0.0356	0.0322	0.0390	0.0320	0.0334	0.0301	<u>0.0402</u>	0.0424	5.47%	

Table 3: Overall performance on the next item recommendation with repetitive consumption. *Imprv* is the improvement of the performance from ProxySR compared to the best performance among the other baselines. The best results are highlighted in boldface, and the second best results are underlined.

Dataset	Metric	GRU4Rec	NARM	STAMP	SASRec	RepeatNet	SR-GNN	FGNN	CSRM	GRec	GCE-GNN	ProxySR	Imprv.(%)
RetailRocket	R@5	0.3840	0.4056	0.3361	0.3980	0.4357	0.4133	0.4093	<u>0.4462</u>	0.4118	0.4346	0.5222	17.03%
	M@5	0.2797	0.3008	0.2449	0.2707	0.3105	0.2914	0.2933	<u>0.3139</u>	0.3016	0.3108	0.3613	15.10%
	R@10	0.4341	0.4475	0.3989	0.4648	0.4540	0.4714	0.4410	<u>0.5245</u>	0.4662	0.5114	0.5922	12.91%
	M@10	0.2866	0.3064	0.2523	0.2798	0.3143	0.2994	0.3007	<u>0.3246</u>	0.3071	0.3178	0.3718	14.54%
	R@20	0.4758	0.4921	0.4304	0.5093	0.4697	0.5209	0.4918	<u>0.5774</u>	0.5151	0.5582	0.6528	13.06%
M@20	0.2894	0.3092	0.2550	0.2829	0.3157	0.3029	0.3030	<u>0.3283</u>	0.3095	0.3211	0.3757	14.44%	
Diginetica	R@5	0.2064	0.2055	0.1913	0.2191	0.2335	0.2357	0.2235	0.2209	0.2302	<u>0.2378</u>	0.2563	7.78%
	M@5	0.1163	0.1153	0.1069	0.1266	0.1308	0.1343	0.1283	0.1234	0.1342	<u>0.1350</u>	0.1454	7.70%
	R@10	0.3037	0.2988	0.2819	0.3152	0.3137	0.3370	0.3266	0.3305	0.3324	<u>0.3388</u>	0.3722	9.86%
	M@10	0.1292	0.1275	0.1188	0.1393	0.1415	0.1497	0.1434	0.1379	0.1487	<u>0.1501</u>	0.1609	7.20%
	R@20	0.4167	0.4129	0.3908	0.4304	0.4016	0.4580	0.4423	0.4608	0.4571	<u>0.4614</u>	0.5034	9.10%
M@20	0.1370	0.1354	0.1264	0.1472	0.1476	0.1580	0.1487	0.1474	0.1569	<u>0.1588</u>	0.1699	6.99%	
LastFM	R@5	0.5459	0.5499	0.5193	0.5502	<u>0.5542</u>	0.5337	0.5389	0.5403	0.5251	0.5531	0.5822	5.05%
	M@5	0.4966	0.5005	0.4912	0.5042	<u>0.5128</u>	0.4954	0.4919	0.5032	0.4936	0.5072	0.5373	4.78%
	R@10	0.5777	0.5791	0.5597	0.5796	<u>0.5810</u>	0.5771	0.5715	0.5689	0.5511	0.5819	0.6076	4.42%
	M@10	0.5045	0.5066	0.5005	0.5108	<u>0.5132</u>	0.5028	0.4960	0.5050	0.4970	0.5119	0.5406	5.34%
	R@20	0.6049	0.6108	0.5900	0.6120	<u>0.6123</u>	0.6038	0.5958	0.6025	0.5828	<u>0.6149</u>	0.6370	3.59%
M@20	0.5074	0.5136	0.5026	0.5147	0.5137	0.5070	0.5004	0.5093	0.4992	<u>0.5142</u>	0.5444	5.77%	

item recommendation task requires a higher ability to discover the user’s latent preferences as we claimed above.

We can also observe that the methods that utilize other information in addition to the information within the input session (i.e., CSRM, GCE-GNN, and ProxySR) mostly outperform the methods that utilize only the information within the input session. This result supports our claim that a short session itself has insufficient information to fully understand the user’s preferences. Moreover, the superior performance ProxySR compared to CSRM and GCE-GNN proves that the information from the neighbor sessions based on the item co-occurrence is insufficient to capture the general interest of sessions.

Furthermore, we can see that ProxySR is more effective in the dataset with shorter average session length. In both tasks, the performance improvement of ProxySR is the largest on RetailRocket dataset whose the average session length is the shortest, and the smallest on LastFM dataset whose the average session length is the longest. A long session may include more information than a

Table 4: Performance of ProxySR in the real-world scenario where a few sessions have their user information.

Ratio of known users	R@20	M@20	R@10	M@10
0%	0.1589	0.0424	0.1025	0.0385
10%	0.1632	0.0431	0.1061	0.0391
30%	0.1672	0.0443	0.1088	0.0399
50%	0.1696	0.0447	0.1114	0.0402

short session, and the session itself may have information about the user’s general interest rather than a short session. Therefore, ProxySR which imitates the user’s general interest can be more effective on the dataset with short sessions.

4.3.2 Another Real-world Case: User Semi-supervision. We conducted an extra experiment on another real-world scenario, where a few sessions have their user information. For the experiment, ProxySR uses π_j^{user} in Equation (10) instead of π_j in Equation (2) and (6) for the sessions that have their user information.

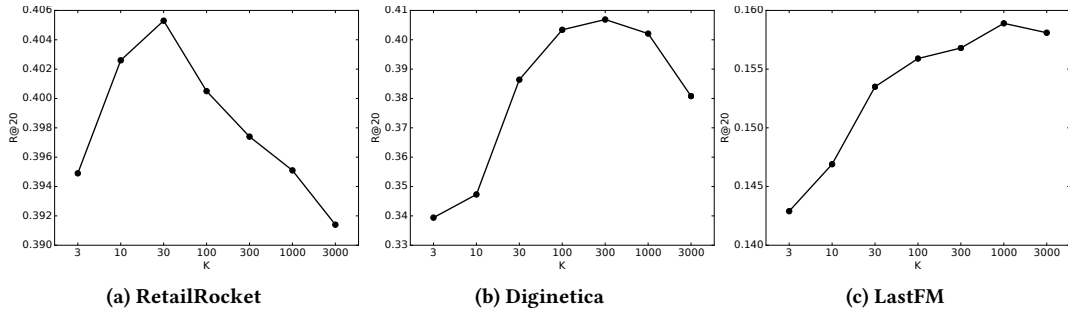


Figure 3: Result of the hyperparameter parameter study on K in ProxySR.

Table 4 shows the performance of ProxySR according to the percentage of given user information among the users with at least 10 sessions in LastFM dataset, which has the largest number of sessions per user. The following conclusions can be drawn with the result: 1) the performance of ProxySR is increased by adding the user bias to the logits for proxy selection using known user information. Moreover, as the amount of the known user information increases, ProxySR makes a larger performance improvement. 2) Adding the user bias makes the logits skewed to few proxies for each known user. The improved performance by making each user have biased proxy verifies that the proxy proposed in ProxySR actually encodes the user’s general interest.

4.4 Ablation Study

To evaluate the impact of each component of ProxySR, we provide the analysis on an ablation study with each dataset. Table 5 shows the results of our ablation study.

From the results, we can draw the following conclusions: 1) $p^{(s)}$ and $s^{(s)}$ in the table, which are the results when the input session is expressed only using $p^{(s)}$ and $s^{(s)}$ in ProxySR respectively, show worse performance than when both are used. This result suggests that both the proxy and the short-term interest are important when predicting the next item of sessions. 2) The distance regularizer significantly improves the performance of ProxySR. This verifies that it is effective to make the representation of session directly close to the next item embedding, and that it is valid to define the next item as the sum of proxy and short-term interest. 3) *No projection* is the result when the short-term interest and the target item embedding are not projected on the proxy’s hyperplane (i.e., $dist(s, i) = \|(p^{(s)} + s^{(s)}) - I_i\|_2^2$). As the complex relationships in SRSs are difficult to be fully modeled in a one-to-one relationship, designing ProxySR to be able to capture the complex relationships improves the performance. 4) *Encoding $p^{(s)}$* is the result when ProxySR directly encodes the proxy representation with f^S instead of selecting a proxy. The result shows that for the general interest, the session information should be used only to select as the general interest is difficult to be directly derived from the session information. 5) *Weighted comb.* is the result when the proxy representation is obtained by a weighted combination of multiple proxies using the ordinary softmax function instead of selecting a proxy. The result proves that, as we claimed above, selecting a proxy to let it shared across several sessions is more effective than creating a unique representation for each session. 6) *Dot product* is the result when the similarity score between the session and the target item is

Table 5: Result of the ablation study on each component in ProxySR.

	RetailRocket		Diginetica		LastFM	
	R@20	M@20	R@20	M@20	R@20	M@20
ProxySR	0.4053	0.1622	0.4069	0.1130	0.1589	0.0424
$p^{(s)}$	0.1742	0.0843	0.1795	0.0362	0.0964	0.0221
$s^{(s)}$	0.3076	0.1244	0.3446	0.0887	0.1417	0.0385
No reg_{dist}	0.3294	0.1364	0.2909	0.0816	0.1369	0.0372
No projection	0.3202	0.1294	0.3842	0.1072	0.1492	0.0409
Encoding $p^{(s)}$	0.2701	0.1203	0.3209	0.0837	0.1356	0.0369
Weighted comb.	0.3281	0.1355	0.3443	0.0953	0.1507	0.0401
Dot product	0.3877	0.1571	0.4021	0.1096	0.1538	0.0416

computed using the dot product instead of the distance function we define. Although the distance is more effective than the dot product, ProxySR with the dot product still shows higher performance than other baselines due to the superiority of ProxySR.

4.5 Hyperparameter Study

We performed a hyperparameter study for the number of proxy embeddings K to analyse the effect of it. Figure 3 shows the performances (i.e., R@20) according to the number of proxy embeddings.

For all the datasets, the performance is degraded when K is too small or too large. If K is too small, the proxies cannot be personalized for the sessions because even sessions that are less related to each other share the same proxy. Therefore, the proxy embeddings underfit the sessions and the model cannot provide the accurate predictions. On the other hand, if K is too large, few sessions are allocated to each proxy, so each proxy cannot be sufficiently trained and the performance is degraded. Therefore, it is important to set an appropriate number of the proxies, which seems to be larger as the number of sessions in the dataset is large.

4.6 Analyses on Proxies from ProxySR

4.6.1 Information Encoded in Proxies. This section provides an analysis on the proxies in ProxySR in order to find out what information the proxies encode. To verify $p^{(s)}$ encodes the general interest of the user of session s , we adopt HRNN [27] which is a SRS that explicitly utilizes the user information. HRNN trains the user embedding using the sessions of a user in sequence via a user-level RNN, and uses the user embedding as the user’s general interest along with the user’s next session. Providing each session with the user’s general interest, HRNN exploits the general interest of users in addition to the sessions to enhance the accuracy of the next item prediction. In order to show that the proxies in ProxySR actually encodes the general interest of the users, we train HRNN with the

Table 6: Performance of HRNN with various types of the user information in it.

Mode	R@20	M@20	R@10	M@10
No user	0.1738	0.1073	0.1633	0.1061
Ground-truth	0.1922	0.1157	0.1779	0.1150
Proxy	0.1941	0.1187	0.1783	0.1158
Random index	0.1275	0.0828	0.1149	0.0804

sessions grouped not by the given user information, but by the proxy they share (*Proxy* in Table 6).

Table 6 shows the overall performance of HRNN with various kinds of user information on RetailRocket dataset, where ProxySR shows the largest performance improvement. *No user* is the same as GRU4REC, and *Random index* is the case when the sessions are randomly grouped. From the result, it can be seen that the sessions grouped by the proxy they share in ProxySR also share the general interest as meaningful as the ground-truth user information. Even, the performance for the next item prediction is slightly higher when the sessions are grouped based on proxies rather than based on the ground-truth user information. This result implies the proxies, which are learned in an unsupervised manner, encode information related to the general interest of users, while also containing more detailed information as needed. As a result, through the result of significantly improving the performance compared to the results with no or incorrect user information, we can conclude that the proxies in ProxySR effectively imitate the general interest of users.

4.6.2 Visualizations. To visually show the superiority of the ability of ProxySR to imitate the general interests of users, this section provides visualizations of several latent representations related to the *full* sessions of RetailRocket dataset from ProxySR, GCE-GNN, and a simple mean encoder (Fig. 4). The mean encoder is a simple encoder that expresses a session as the mean of the item embeddings within the session, and predicts the next item with the dot product score between the session representation and the item embedding. We used t-distributed Stochastic Neighbor Embedding (t-SNE) [35] to visualize the high-dimensional representations. Figure 4 demonstrates the representations related to the sessions of 10 random users. The circles of the same color means they belong to the same user. Each circle represents the proxy representation for ProxySR, the global feature from the global graph for GCE-GNN [38], and the session representation for the mean encoder.

In GCE-GNN and the mean encoder, few representations are classified according to the users. In contrast, although there is no user information, the proxies selected by sessions of the same user tend to be clustered. Some of the proxies are grouped when ProxySR is half-trained, and others are grouped as the model is further trained. This result further supports our claim: 1) the user’s general interest is difficult to be fully captured only by the information within the short session or the information from the neighbor sessions based on item co-occurrence, and 2) the user’s general interest can be imitated by a proxy in ProxySR which is selected in an unsupervised manner and is shared across several sessions.

From the visualization of proxies (Fig., 4b), we can discover a characteristic of proxies in ProxySR. Some proxies are selected by sessions of several users, which is because several users may share similar general interests. That is, such proxies are associated with universal interests that a number of users have. Also, there are multiple proxies that are selected by sessions of the same user (e.g.,

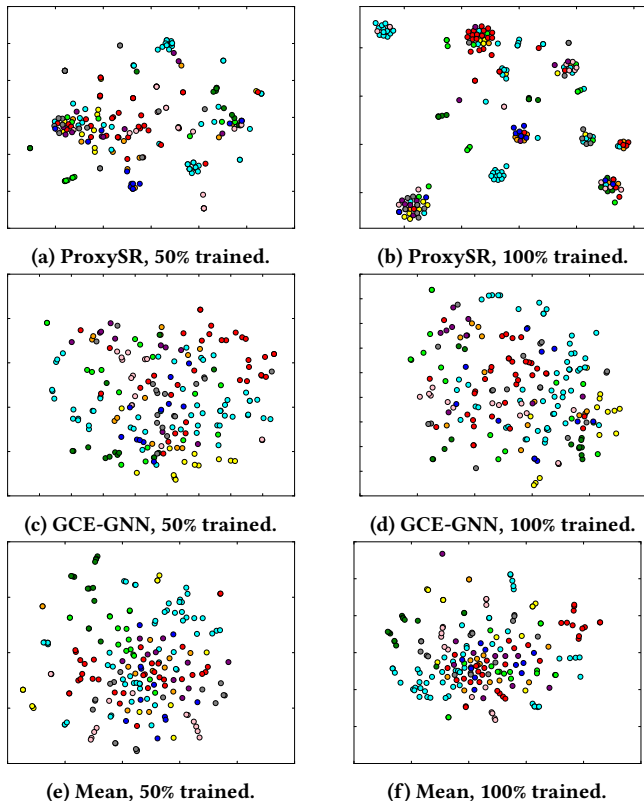


Figure 4: Visualizations of several representations related to sessions in ProxySR, GCE-GNN, and the mean encoder (best viewed in color).

light blue, green, and light green), which means that a proxy can model a more fine-grained information than the general interest of a user, as needed. As a result, as mentioned above, the proxies in ProxySR trained in an unsupervised manner learn information related to the general interest of users by imitating it, but model more detailed information if necessary.

5 CONCLUSION

This paper proposes a novel framework for SRS, called ProxySR, which uses the input session to select a proxy which imitates the user’s general interest in an unsupervised manner, and then predicts the next item of the session considering the proxy and the short-term interest within the session. Moreover, we provide a revised version of ProxySR for another real-world scenario, where a few sessions have their user information, and achieve a further improvement of recommendation performance on the scenario. Through extensive experiments, we show that ProxySR considerably outperforms the state-of-the-art competitors by modeling proxies. Also, our analyses on the proxies in ProxySR demonstrate that the information encoded in the proxies actually implies the general interests of users.

ACKNOWLEDGMENTS

This work was supported by the NRF grant funded by the MSIT (No. 2020R1A2B5B03097210), and the IITP grant funded by the MSIT (No. 2018-0-00584, 2019-0-01906).

REFERENCES

- [1] O. Celma. 2010. *Music Recommendation and Discovery in the Long Tail*. Springer.
- [2] Kyunghyun Cho, Bart van Merriënboer, Caglar Gulcehre, Dzmitry Bahdanau, Fethi Bougares, Holger Schwenk, and Yoshua Bengio. 2014. Learning Phrase Representations using RNN Encoder-Decoder for Statistical Machine Translation. In *Proceedings of the 2014 Conference on Empirical Methods in Natural Language Processing, EMNLP*. 1724–1734.
- [3] Jacob Devlin, Ming-Wei Chang, Kenton Lee, and Kristina Toutanova. 2019. BERT: Pre-training of Deep Bidirectional Transformers for Language Understanding. In *Proceedings of the 2019 Conference of the North American Chapter of the Association for Computational Linguistics: Human Language Technologies*. 4171–4186.
- [4] Evgeny Frolov and Ivan Oseledets. 2019. HybridSVD: When Collaborative Information is Not Enough. In *Proceedings of the 13th ACM Conference on Recommender Systems*. 331–339.
- [5] Kaiming He, Xiangyu Zhang, Shaoqing Ren, and Jian Sun. 2016. Deep Residual Learning for Image Recognition. In *2016 IEEE Conference on Computer Vision and Pattern Recognition (CVPR)*. 770–778.
- [6] Yun He, Jianling Wang, Wei Niu, and James Caverlee. 2019. A Hierarchical Self-Attentive Model for Recommending User-Generated Item Lists. In *Proceedings of the 28th ACM International Conference on Information and Knowledge Management*. 1481–1490.
- [7] Balázs Hidasi, Alexandros Karatzoglou, L. Baltrunas, and D. Tikk. 2016. Session-based Recommendations with Recurrent Neural Networks. In *Proceedings of the 4th International Conference on Learning Representations*.
- [8] Cheng-Kang Hsieh, Longqi Yang, Yin Cui, Tsung-Yi Lin, Serge Belongie, and Deborah Estrin. 2017. Collaborative Metric Learning. In *Proceedings of the 26th International Conference on World Wide Web*. 193–201.
- [9] Linmei Hu, Chen Li, Chuan Shi, Cheng Yang, and Chao Shao. 2020. Graph Neural News Recommendation with Long-term and Short-term Interest Modeling. *Information Processing & Management* 57, 2 (2020), 102142.
- [10] Corey Brian Jackson, Kevin Crowston, and Carsten Østerlund. 2018. Did They Log-in? Patterns of Anonymous Contributions in Online Communities. *Proceedings of the ACM on Human-Computer Interaction* 2, Article 77 (Nov. 2018), 16 pages.
- [11] Eric Jang, Shixiang Gu, and Ben Poole. 2017. Categorical Reparameterization with Gumbel-Softmax. In *5th International Conference on Learning Representations, ICLR*.
- [12] W. Kang and J. McAuley. 2018. Self-Attentive Sequential Recommendation. In *2018 IEEE International Conference on Data Mining (ICDM)*. 197–206.
- [13] Diederik P. Kingma and Jimmy Ba. 2015. Adam: A Method for Stochastic Optimization. In *3rd International Conference on Learning Representations, ICLR 2015*.
- [14] Yehuda Koren. 2008. Factorization Meets the Neighborhood: A Multifaceted Collaborative Filtering Model. In *Proceedings of the 14th ACM SIGKDD International Conference on Knowledge Discovery and Data Mining*. 426–434.
- [15] Jing Li, Pengjie Ren, Zhumin Chen, Zhaochun Ren, Tao Lian, and Jun Ma. 2017. Neural Attentive Session-Based Recommendation. In *Proceedings of the 2017 ACM Conference on Information and Knowledge Management*. 1419–1428.
- [16] Defu Lian, Qi Liu, and Enhong Chen. 2020. Personalized Ranking with Importance Sampling. In *Proceedings of The Web Conference 2020*. 1093–1103.
- [17] Yankai Lin, Zhiyuan Liu, Maosong Sun, Yang Liu, and Xuan Zhu. 2015. Learning Entity and Relation Embeddings for Knowledge Graph Completion. In *Proceedings of the Twenty-Ninth AAAI Conference on Artificial Intelligence*. 2181–2187.
- [18] Qiao Liu, Yifu Zeng, Refuoe Mokhosi, and Haibin Zhang. 2018. STAMP: short-term attention/memory priority model for session-based recommendation. In *Proceedings of the 24th ACM SIGKDD International Conference on Knowledge Discovery & Data Mining*. 1831–1839.
- [19] Anjing Luo, Pengpeng Zhao, Yanchi Liu, Fuzhen Zhuang, Deqing Wang, Jiajie Xu, Junhua Fang, and Victor S. Sheng. 2020. Collaborative Self-Attention Network for Session-based Recommendation. In *Proceedings of the Twenty-Ninth International Joint Conference on Artificial Intelligence, IJCAI-20*. 2591–2597.
- [20] Chen Ma, Liheng Ma, Yingxue Zhang, Jianing Sun, Xue Liu, and Mark Coates. 2020. Memory Augmented Graph Neural Networks for Sequential Recommendation. *Proceedings of the AAAI Conference on Artificial Intelligence*, 5045–5052.
- [21] Andrew L. Maas, Awni Y. Hannun, and Andrew Y. Ng. 2013. Rectifier Non-linearities Improve Neural Network Acoustic Models. *Proceedings of the 30th International Conference on Machine Learning*.
- [22] Y. Movshovitz-Attias, A. Toshev, T. K. Leung, S. Ioffe, and S. Singh. 2017. No Fuss Distance Metric Learning Using Proxies. In *2017 IEEE International Conference on Computer Vision (ICCV)*. 360–368.
- [23] Katherine Panciera, Reid Priedhorsky, Thomas Erickson, and Loren Terveen. 2010. Lurking? Cyclopaths? A Quantitative Lifecycle Analysis of User Behavior in a Geowiki. *Conference on Human Factors in Computing Systems - Proceedings* 3, 1917–1926.
- [24] Chanyoung Park, Donghyun Kim, Xing Xie, and Hwanjo Yu. 2018. Collaborative Translational Metric Learning. In *2018 IEEE International Conference on Data Mining (ICDM)*. 367–376.
- [25] Q. Qian, L. Shang, B. Sun, J. Hu, T. Tacoma, H. Li, and R. Jin. 2019. SoftTriple Loss: Deep Metric Learning Without Triplet Sampling. In *2019 IEEE/CVF International Conference on Computer Vision (ICCV)*. 6449–6457.
- [26] Ruihong Qiu, Jingjing Li, Zi Huang, and Hongzhi Yin. 2019. Rethinking the Item Order in Session-Based Recommendation with Graph Neural Networks. In *Proceedings of the 28th ACM International Conference on Information and Knowledge Management*. 579–588.
- [27] Massimo Quadrana, Alexandros Karatzoglou, Balázs Hidasi, and Paolo Cremonesi. 2017. Personalizing Session-Based Recommendations with Hierarchical Recurrent Neural Networks. In *Proceedings of the Eleventh ACM Conference on Recommender Systems*. 130–137.
- [28] Muhammad Ehsan Rana, M. Ahsan, and Wan Nurhayati Wanabrahman. 2019. A Detailed Analysis on the Use of Gamification in Cloud Based Learning Management Systems. *Journal of Theoretical and Applied Information Technology* 97 (04 2019), 2179–2194.
- [29] Pengjie Ren, Zhumin Chen, Jing Li, Zhaochun Ren, Jun Ma, and Maarten Rijke. 2019. RepeatNet: A Repeat Aware Neural Recommendation Machine for Session-Based Recommendation. In *Proceedings of the AAAI Conference on Artificial Intelligence*. 4806–4813.
- [30] Steffen Rendle, Christoph Freudenthaler, Zeno Gantner, and Lars Schmidt-Thieme. 2012. BPR: Bayesian Personalized Ranking from Implicit Feedback. *Proceedings of the 25th Conference on Uncertainty in Artificial Intelligence, UAI 2009* (2012).
- [31] Steffen Rendle, Christoph Freudenthaler, and Lars Schmidt-Thieme. 2010. Factorizing Personalized Markov Chains for Next-Basket Recommendation. In *Proceedings of the 19th International Conference on World Wide Web*. 811–820.
- [32] Nitish Srivastava, Geoffrey Hinton, Alex Krizhevsky, Ilya Sutskever, and Ruslan Salakhutdinov. 2014. Dropout: A Simple Way to Prevent Neural Networks from Overfitting. *Journal of Machine Learning Research* 15, 56 (2014), 1929–1958.
- [33] Qiaoqiao Tan and Fang'ai Liu. 2019. Recommendation Based on Users' Long-Term and Short-Term Interests with Attention. *Mathematical Problems in Engineering* 2019 (2019), 1–13.
- [34] Jiayi Tang and Ke Wang. 2018. Personalized Top-N Sequential Recommendation via Convolutional Sequence Embedding. In *Proceedings of the Eleventh ACM International Conference on Web Search and Data Mining*. 565–573.
- [35] Laurens van der Maaten and Geoffrey Hinton. 2008. Visualizing Data Using t-SNE. *Journal of Machine Learning Research* 9 (11 2008), 2579–2605.
- [36] Ashish Vaswani, Noam Shazeer, Niki Parmar, Jakob Uszkoreit, Llion Jones, Aidan N Gomez, Lukasz Kaiser, and Illia Polosukhin. 2017. Attention is All you Need. In *Advances in Neural Information Processing Systems 30 (NIPS 2017)*. 5998–6008.
- [37] Meirui Wang, Pengjie Ren, Lei Mei, Zhumin Chen, Jun Ma, and Maarten de Rijke. 2019. A Collaborative Session-Based Recommendation Approach with Parallel Memory Modules. In *Proceedings of the 42nd International ACM SIGIR Conference on Research and Development in Information Retrieval*. 345–354.
- [38] Ziyang Wang, Wei Wei, Gao Cong, Xiao-Li Li, Xian-Ling Mao, and Minghui Qiu. 2020. Global Context Enhanced Graph Neural Networks for Session-Based Recommendation. In *Proceedings of the 43rd International ACM SIGIR Conference on Research and Development in Information Retrieval*. 169–178.
- [39] Zhen Wang, Jianwen Zhang, Jianlin Feng, and Zheng Chen. 2014. Knowledge Graph Embedding by Translating on Hyperplanes. In *Proceedings of the Twenty-Eighth AAAI Conference on Artificial Intelligence*. 1112–1119.
- [40] Shu Wu, Yuyuan Tang, Yanqiao Zhu, Liang Wang, Xing Xie, and Tieniu Tan. 2019. Session-Based Recommendation with Graph Neural Networks. In *Proceedings of the AAAI Conference on Artificial Intelligence*, Vol. 33. 346–353.
- [41] Zeping Yu, Jianxun Lian, Ahmad Mahmood, Gongshen Liu, and Xing Xie. 2019. Adaptive User Modeling with Long and Short-Term Preferences for Personalized Recommendation. In *Proceedings of the Twenty-Eighth International Joint Conference on Artificial Intelligence, IJCAI-19*. 4213–4219.
- [42] F. Yuan, X. He, Haochuan Jiang, G. Guo, Jian Xiong, Zhezha Xu, and Yilin Xiong. 2020. Future Data Helps Training: Modeling Future Contexts for Session-based Recommendation. In *Proceedings of The Web Conference 2020*.
- [43] Shuai Zhang, Yi Tay, Lina Yao, and Aixin Sun. 2018. Next Item Recommendation with Self-attention. *arXiv preprint arXiv:1808.06414* (2018).
- [44] Wei Zhao, Benyou Wang, Jianbo Ye, Yongqiang Gao, Min Yang, and Xiaojun Chen. 2018. PLASTIC: Prioritize Long and Short-term Information in Top-n Recommendation using Adversarial Training. In *Proceedings of the Twenty-Seventh International Joint Conference on Artificial Intelligence, IJCAI-18*. 3676–3682.