

Persistent Software Combining

Panagiota Fatourou
FORTH ICS and
University of Crete, Greece
faturu@ics.forth.gr

Nikolaos D. Kallimanis
FORTH ICS
nkallima@ics.forth.gr

Eleftherios Kosmas
University of Crete, Greece
ekosmas@csd.uoc.gr

May 10, 2022

Abstract

We study the performance power of software combining in designing persistent algorithms and data structures. We present BCOMB, a new blocking highly-efficient combining protocol, and built upon it to get PBCOMB, a *persistent* version of it that performs a small number of persistence instructions and exhibits low synchronization cost. We built fundamental recoverable data structures, such as stacks and queues based on PBCOMB, as well as on PWFCOMB, a wait-free universal construction we present. Our experiments show that PBCOMB and PWFCOMB outperform by far state-of-the-art recoverable universal constructions and transactional memory systems, many of which ensure weaker consistency properties than our algorithms. We built recoverable queues and stacks, based on PBCOMB and PWFCOMB, and present experiments to show that they have much better performance than previous recoverable implementations of stacks and queues. We build the first recoverable implementation of a concurrent heap and present experiments to show that it has good performance when the size of the heap is not very large.

1 Introduction

Recent advances in memory technology have resulted in Non-Volatile Memory DRAM (known as NVRAM or NVMM). NVMM attempts to combine the performance benefits of conventional main memory with the strong persistency characteristics of secondary storage. A program running in a traditional memory hierarchy system stores its operational data in volatile data structures maintained in DRAM, whereas its recovery data (such as transactional logs) are usually stored in non-volatile secondary storage. In the event of a failure, all in-memory data structures are lost and must be re-constructed from recovery data to make the system functional again. This poses major performance overheads. The availability of NVMM enables the design of concurrent algorithms, whose execution will be *recoverable* at no significant cost. An algorithm is recoverable (also known as *persistent* or *durable*) if its state can be restored after recovery from a system-crash failure. Another important property, known as *detectability* [20], is to be able to determine, upon recovery, if an operation has been completed, and if yes, to find its response. Despite many efforts for designing efficient recoverable synchronization protocols and data structures (see Section 2), persistence comes at an important cost even for fundamental data structures, such as queues and stacks.

In this paper, we reveal the power of software combining in achieving recoverable synchronization and designing persistent data structures. *Software combining* [16, 21, 32] is a general synchronization mechanism proved to outperform many other synchronization techniques in

various cases. The combining technique attempts to simulate the ideal world when executing *synchronization requests*, i.e. requests that must be executed in mutual exclusion. One thread, called the *combiner*, executes all active requests, while the rest of the threads are waiting for the combiner to notify them that their requests have been applied. Combining protocols have been used to implement fundamental concurrent data structures, such as queues and stacks, that lie in the heart of inter-thread communication mechanisms.

When designing recoverable algorithms, the main challenge stems from the fact that all data stored into registers and caches are volatile. Thus, unless they have been flushed to persistent memory, such data will be lost at a system crash. Flushing to persistent memory occurs by including specific persistence instructions, such as `pwb`, `pfence` and `psync` in the code, which are however expensive in terms of performance. To come up with a highly-efficient persistent synchronization protocol or data structure, the algorithm’s designer has to take into consideration the following parameters which are crucial for performance. First, as a persistence implementation often inherents the synchronization overheads of the concurrent implementation it is inspired from, persistence should not be supported on top of heavy universal constructions or transactional memory systems (that incur high synchronization overhead). Second, maintaining the number of persistence instructions low is important for achieving good performance.

We distill these observations to design highly-efficient recoverable synchronization algorithms and data structures. First, we come up with a new combining protocol, called BCOMB, that outperforms, by far, not only previous state-of-the-art conventional combining protocols, such as PSIM [16, 18] and CC-SYNCH [17], but also NUMA-aware synchronization techniques [15, 17]. We built upon BCOMB, to get PBCOMB, a recoverable blocking combining protocol that reveals the power of software combining in achieving recoverable synchronization and designing fundamental persistent data structures. In addition to PBCOMB (which is blocking), we present a wait-free recoverable combining protocol, called PWFCOMB. PWFCOMB is built by combining and extending ideas from PBCOMB and PSIM [16, 18], a state-of-the-art wait-free universal construction, which has been experimentally shown to outperform many other synchronization techniques [18].

Our experiments show that both, PBCOMB and PWFCOMB, outperform by far, many previous persistent Transactional Memory (TM) Systems [12, 13, 33, 34] and several generic mechanisms for designing persistent data structures [1, 2, 7] proposed in the literature. Specifically, PBCOMB is 4x faster and PWFCOMB is 2.8x faster than the competitors. Our protocols satisfy *detectability* [20], whereas most competitors (all but those in [7, 2]) guarantee only weaker consistency, such as *durable linearizability* [24].

Our experimental analysis brings to light that software combining is a promising approach to exploit for designing highly efficient synchronization protocols and fundamental persistent data structures, such as stacks, queues, and heaps. We build persistent queues and stacks using PBCOMB and PWFCOMB, and heaps using PBCOMB. Our experimental analysis illustrates that the persistent queues (PBQUEUE and PWFQUEUE) and stacks (PBSTACK and PWFSTACK) that are built on top of PBCOMB and PWFCOMB, have much better performance than state-of-the-art persistent implementations of such data structures, including the specialized persistent queue implementations in [20]. Based on PBCOMB, we were able to design the first persistent concurrent heap (PBHEAP); experiments show that PBHEAP has good performance when the heap is not too large.

Our contributions are summarized as follows.

- We present BCOMB, a new blocking combining protocol that significantly outperforms the state-of-the-art combining protocols, and we built upon it to get PBCOMB, a blocking *detectably recoverable* combining protocol which is highly-efficient.
- We combine and extend ideas from PBCOMB and PSIM [16, 18] to get a wait-free *detectably recoverable* combining synchronization protocol which ensures wait-freedom and exhibits

better performance than state-of-the-art previous techniques.

- Our experiments show that PBCOMB and PWFCOMB outperform *by far* state-of-the-art recoverable universal constructions and software transactional systems, many of which ensure weaker consistency than detectable recoverability ensured by our algorithms.
- We built recoverable queues and stacks, based on PBCOMB and PWFCOMB, which outperform *by far* previous recoverable implementations of stacks and queues.
- Our experimental analysis reveals the power of maintaining the synchronization cost low and the number of `pwb`s low when designing persistent synchronization protocols and concurrent data structures.
- We present the first recoverable implementation of a concurrent heap and show that for small and medium heap sizes it has good performance.

2 Related Work

A lot of work has been devoted to design persistent transactional systems [37, 9, 8, 33, 23, 34, 5]. Such systems often rely on some kind of logging technique employing either redo logs [37, 23, 34] or undo logs [8, 33, 9]. Logging causes serious performance penalties as the log is usually stored in persistent memory and has to be manipulated appropriately.

Among them, PMDK [33] attempts to reduce the logging cost by aggregating all updates performed on an object in a single transaction. Romulus [12] follows a different approach for achieving the same goal. It maintains two copies of the data in persistent memory. This allows Romulus to store the log in volatile memory. Romulus comes in two flavors, one (RomulusLog) where synchronization is blocking, and another (RomulusLR) which supports wait-free read-only transactions (and blocking update transactions).

OneFile [34] is a redo-log based persistent transactional system whose main characteristic is that its transactions do not maintain read-sets. However, it serializes all update transactions and all transactions (read-only and update) have to help update transactions to complete. OneFile comes in two versions with the first being lock-free and the second wait-free. The wait-free version shares some ideas with PSIM, thus integrating some form of combining, but it inherits the helping and logging mechanisms from the lock-free version. ONLL [10] is a log-based persistent universal construction which ensures durable linearizability [24] and lock-freedom. ONLL performs just one persistent fence for each update operation invoked and avoids performing persistence fences for read operations. The paper also proves that in the worst case, each thread needs to issue at least one persistent fence per update operation.

A persistent wait-free universal construction (CX-PUC) and a persistent transactional memory system (CX-PTM) are presented in [13]. Both algorithms are based on the universal construction provided in [14]. The algorithms store $2n$ replicas of the data structure in persistent memory, where n is the number of threads, and use a shared queue, stored in volatile memory, to impose an order to the executed operations. Threads synchronize using consensus objects in order to decide the order in which the operations will be applied on the data structure (and thus also their linearization order). A thread chooses one of the persistent copies of the data structure to work on and may require to execute all operations that precede its operation in the queue, in order to ensure consistency.

REDOOPT, presented in the same paper [13], is a persistent, durably linearizable, wait-free universal construction that exhibits better performance than CX-PUC and CX-PTM. It does so by using ideas from PSIM, and thus it employs combining. Because of this, REDOOPT executes a low number of `pwb` instructions. REDOOPT employs the shared queue used by CX-PUC and CX-PTM, and therefore it does not avoid the synchronization overheads of these

algorithms. PBCOMB and PWFCOMB achieve the same number of **pfences** and **psyncs** as REDOOPT; also, experiments show that they do not cause any noteworthy increase to the number of **pwb**s. This is achieved at a lower synchronization cost than REDOOPT.

All the above algorithms satisfy consistency conditions weaker than detectable recoverability ensured by PBCOMB and PWFCOMB. Generic approaches for building persistent data structures that ensure detectable recoverability appear in [2, 7]. Capsules [7] can be applied to concurrent algorithms that use only read and *CAS* operations. To do so, the programmer has to partition the code into parts, called capsules, each containing a single *CAS* instruction. This *CAS* has to be replaced with its recoverable version [4]. An optimized version of Capsules, which can be applied only to *normalized* implementations [36], achieved better performance. We use the optimized Capsules code for our experiments. ISB tracking [1, 2, 3] is another general approach for designing persistent versions of concurrent objects which has similar performance to that of Capsules for objects with a small number of synchronization points. We test only Capsules in our experiments.

Our algorithms borrow and extend ideas used in state-of-the-art combining protocols [16, 17, 18, 26]. However, BCOMB has major design differences from flat-combining [21]: 1) it stores the announced requests in an array (not a linked-list), 2) it performs updates on local copies (not directly on the state of the object), 3) the response values are stored together with the object's state, 4) the implementation of the lock is different. Experiments show that these differences have a big impact in performance. BCOMB achieves a reduced number of reads and writes on cache-shared locations, thus exhibiting much better performance than all these combining protocols.

Rusanovsky *et al.* [35] present a persistent stack implementation based on flat-combining [21]. One of the major differences of the algorithm in [35] from our approach is that the combiners perform updates directly on the state of the object. This introduces several difficulties for achieving persistence when designing the stack that are nicely addressed in [35] in a structural way. However, the proposed stack implementation does not achieve the good performance ensured by our stack implementation.

The first hand-tuned durable concurrent queues were provided by Friedman *et al.* in [20]. One of them, namely the *log-queue*, ensured detectable recoverability, whereas the other two guaranteed *durable linearizability* [24] and *buffered durable linearizability* [24], respectively. Their design is based on the lock-free queue (MSQUEUE) presented by Michael and Scott [29].

Hand-tuned persistent implementations for many other data structures, including hash-maps [31, 27, 38], and tree-like structures [1], appear in the literature. Pure software combining is not necessarily the best approach for designing such data structures [18].

3 Preliminaries

We consider a standard asynchronous distributed system with n threads. The system supports the atomic execution of *base primitives*, such as reads, writes, *CAS*, and *LL/SC* on single-word shared variables. An *implementation* of an object uses shared variables to store the state of the object and provides algorithms, for each thread, to simulate the operations it supports. We assume Total Store Order (TSO) supported by the x86 and SPARC.

System-wide crash failures may occur at any point in time. When such a failure occurs, the values of all variables stored in volatile memory are lost (i.e., upon recovery, these variables have their initial values), whereas values that have been written back to non-volatile memory persist. We follow a realistic model assuming that data written back (or *persisted*) to main memory are non-volatile, whereas data in caches or registers are volatile. We assume *explicit epoch persistency* [24]: A write-back to persistent memory is triggered by a persistent write-back (**pwb**) instruction. The order of **pwb** instructions is not necessarily preserved. When ordering is required, a **pfence** instruction can be used to order preceding **pwb** instructions before all

subsequent **pwb** instructions. A thread executing a **psync** instruction blocks until all previous **pwb** instructions complete. For each shared variable, persistent write-backs preserve program order. We call the **pwb**, **pfence**, and **psync** instructions, *persistence instructions*.

Failed threads can be recovered by the system in an asynchronous way. A *recoverable* (or *persistent*) implementation provides, for each thread and for each supported operation *op*, an associated *recovery function*. Upon recovery, *op*'s recovery function is invoked by the system for each thread that was executing an instance of *op* at the time the system crashed. The recovery function for a thread *p* is invoked with the same arguments as the instance of *op* that *p* was executing at crash time. The role of the recovery function is to complete the execution of *op* and return *p*'s response. The system may crash again during the execution of a recovery function. We say that a thread *completes* the execution of an operation *op* if it returns a response for *op*. The execution interval of *op* starts with the invocation of *op* and continues until the thread executing *op* completes *op*'s execution.

We employ a standard notion of linearizability [22] for concurrent executions *in which no crash occurs*. An execution is *durably linearizable*, if the effects of all operations that have completed before a crash are reflected in the object's state upon recovery (see [24] for a formal definition). *Detectability* [20] ensures that it is possible to determine, upon recovery, whether an operation took effect, and its response value, if it did. *Detectable recoverability* ensures durable linearizability and detectability.

Detectable recoverability cannot be achieved without system support [6]. For compatibility with previous work [20] (and fair treatment of all algorithms in the experimental analysis), we assume that each thread *p* has an associated persistent sequence number *seq* which it increments each time it invokes an operation *op* and passes it as a parameter to *op*. The system invokes the recovery function for *op* passing the same value for *seq* as that in the original invocation of *op* by *p*. We remark that our algorithms also work with just passing to each operation of *p* a toggle bit (instead of *seq*) whose values alternate from one invocation of the thread to the next (i.e., just using the value of the last bit of *seq*). Our algorithms can be adjusted to work also with other assumptions for system support that have been made in previous work [1, 6] for designing detectable implementations.

A recoverable implementation is *wait-free* if, when no crash occurs during the execution of an operation, the operation completes in a finite number of steps. It is *lock-free* if, when no crash occurs, some operation completes in a finite number of steps.

4 Blocking Combining and Recoverability

BCOMB follows the general idea of blocking software combining [17, 21, 32]. Each thread starts the execution of a request by announcing it and then tries to become the combiner. BCOMB uses an array for storing the announced requests and a lock to identify which thread will become the combiner. After acquiring the lock, the combiner creates a copy of the state of the simulated object and applies the active requests on this copy. Then, the combiner switches a shared variable to index this copy, indicating that it stores the current valid state of the simulated object, and releases the lock. As long as the combiner serves active requests, other active threads perform local spinning, waiting for the combiner to release the lock.

Detailed Description. BCOMB (Algorithm 1 after ignoring persistence instructions) uses a *Request* array where each of the *n* threads announces its requests. Each element of *Request* stores a *RequestRec* record with four fields: i) a pointer *func* to a function to execute in order to serve the request, ii) a set *Args* of arguments to *func*, iii) a sequence number *seq* that uniquely identifies the request, and iv) a bit *activate* used to identify whether the request has already been served or not.

BCOMB maintains two records of type *StateRec* in array *MemState*. It uses them to store copies of the state of the object. The current state of the simulated object is stored in the

element of *MemState* indexed by the variable *MIndex*. Each record of type *StateRec* is comprised of a field *st* storing the state of the object, and two arrays. The first, *ReturnVal*, stores, for each thread, a response for the last request initiated by the thread. The second array, *Deactivate*, is a bit vector used to identify those threads that have announced requests which have not yet been served, i.e. they are still *active*. Specifically, for each thread *p*, BCOMB maintains two toggle bits. The first, called the *activate bit*, is stored in *Request[p]* together with the thread's request. The second, called the *deactivate bit*, is stored in *Deactivate[p]* of the *StateRec* indexed by *MIndex*. If these two bits are not equal, then *p* has an active request which has not yet been served.

Additionally, BCOMB employs a shared variable *Lock* to decide which thread will become the combiner. *Lock* is an integer that implements a lock: an odd value stored in it indicates that the lock is taken, whereas an even value indicates that the lock is free. A thread *p* starts the execution of the algorithm by reversing the value of its activate bit and by announcing it, together with *p*'s request, in *Request[p]* (line 14). Next, it checks if the lock is acquired and if not it tries to acquire it by executing a *CAS* (line 25). If it succeeds, *p* becomes the combiner and starts executing the *combiner code* (lines 30-43). Every thread *q* that does not become the combiner, i.e., *q* finds the lock already acquired (line 24) or does not manage to acquire the lock (line 25), busy waits (line 27) until the current combiner has released the lock. By implementing the lock using an integer, *q* waits only for the current combiner to release the lock; this reduces latency and results in enhanced performance. Then, *q* checks (line 28) whether its request has been served; this is true when *q*'s activate and deactivate bits are equal. If yes, *q* returns its response value (line 29). The remaining threads contend again for the lock, so that one of them becomes the new combiner (while loop of line 22).

In the combining code (lines 30-43), a combiner first chooses among the two *StateRec* records of *MemState* the one, *r*, that is not indexed by *MIndex* to use in order to serve the active requests (30); Then, it copies the current state of the simulated object (line 31) into *r*. Next, it executes the *simulation phase*, i.e. a for loop (lines 32-37) where for each thread *q*, it does the following. It first checks whether there is an active request by *q* (line 33), and if yes, the combiner i) applies the request on the simulated object's state, ii) computes and records the response into the appropriate element of the *ReturnVal* array stored in *r*, and iii) changes *Deactivate[q]* in *r* (line 37) to make it equal to its activate bit. As soon as the combiner completes the simulation phase, it changes *MIndex* to index *r* (line 40) and unlocks *Lock* (line 43) giving up its combining role.

Correctness. We first explain why the use of *Lock* ensures that at each point in time, there is at most one *active combiner*, i.e., one thread that has acquired the lock and may execute lines 30-43. By inspection of the code (lines 24-25), a thread can acquire the lock only if it reads an even value in *Lock* and successfully executes the *CAS* of line 25. Assume that at some point in time, there are two active combiners, *p* and *q*. Assume that *CAS_p* and *CAS_q* are the last successful *CAS* instructions (line 25) that are executed by *p* and *q*, respectively, before entering the combiner code. Without loss of generality, assume that *CAS_q* follows *CAS_p*. By the code, after *p* sets the value of *Lock* to odd, it will become even again only when *p* releases it on line 43. Since *q* saw an even value in *Lock*, the code implies that it uses this value as the old value of *CAS_q*. So, *CAS_q* is unsuccessful (which is a contradiction).

Note that if *q* reads an even value *lval* from *Lock* but fails to advance *Lock*, *q* increments *lval* and then busy waits on line 27 (until the lock has been released). Similarly, in case *q* reads an odd value from *Lock* it will again end up busy waiting on line 27. line 24 to false. In both cases, only after the lock is released by *p* (on line 43), *q* may try (again) to acquire the lock (by executing the body of the while loop of line 22 once more). It will do so only if its request has not been already applied, i.e. only if the condition of line 28 does not hold.

It follows that if there is an active combiner at some time *t*, then it is the only thread that it is poised to execute any of the lines 30-43. Thus, no race conditions appear when a combiner i)

Algorithm 1: PBCOMB – Code for process $p \in \{0, \dots, n\}$

<pre> 1 type RequestRec { // all fields stored in the same cache line 2 Function <i>func</i> 3 Argument <i>Args</i> // <i>seq</i> and <i>activate</i> stored in the same word 4 Integer <i>seq</i> 5 Bit <i>activate</i> 6 } 7 type StateRec { 8 State <i>st</i> 9 ReturnValue <i>ReturnVal</i>[0..<i>n</i> - 1] 10 Bit <i>Deactivate</i>[0..<i>n</i> - 1] 11 } 12 ▷ Shared non-volatile variables: 13 RequestRec <i>Request</i>[0..<i>n</i> - 1] // initially, ⟨⟨⊥, ⊥, 0, 0⟩, ..., ⟨⊥, ⊥, 0, 0⟩⟩ 14 StateRec <i>MemState</i>[0..<i>n</i> - 1] // initially, ⟨⊥, ⟨⊥, ..., ⊥⟩, ⟨0, ..., 0⟩⟩ 15 Bit <i>MIndex</i> // initially, 0 16 ▷ Shared volatile variable: 17 Integer <i>Lock</i> // initially, 0 </pre>	<table border="1" style="width: 100%; border-collapse: collapse;"> <thead> <tr> <th style="text-align: left; padding: 5px;">Procedure</th> <th style="text-align: left; padding: 5px;">Return-</th> </tr> </thead> <tbody> <tr> <td style="padding: 5px;">Value PERFORMREQUEST()</td> <td style="padding: 5px;"></td> </tr> <tr> <td style="padding: 5px;"> <pre> 20 Bit <i>ind</i> // local variable of <i>p</i> 21 Integer <i>lval</i> // local variable of <i>p</i> 22 while <i>true</i> do 23 <i>lval</i> := <i>Lock</i> 24 if <i>lval</i> mod 2 = 0 then 25 if CAS(<i>Lock</i>, <i>lval</i>, <i>lval</i> + 1) = <i>true</i> 26 then break 27 <i>lval</i> := <i>lval</i> + 1 28 wait until <i>Lock</i> ≠ <i>lval</i> 29 if <i>Request</i>[<i>p</i>].<i>activate</i> = <i>MemState</i>[<i>MIndex</i>].<i>Deactivate</i>[<i>p</i>] then 30 return <i>MemState</i>[<i>MIndex</i>].<i>ReturnVal</i>[<i>p</i>]; 31 <i>ind</i> := 1 - <i>MIndex</i> 32 <i>MemState</i>[<i>ind</i>] := <i>MemState</i>[<i>MIndex</i>] 33 // create a copy of current state 34 for <i>q</i> ← 0 to <i>n</i> - 1 do 35 // if <i>q</i> has a request that is not yet 36 Applied 37 if <i>Request</i>[<i>q</i>].<i>activate</i> ≠ <i>MemState</i>[<i>ind</i>].<i>Deactivate</i>[<i>q</i>] then 38 apply <i>Request</i>[<i>q</i>].<i>func</i> with 39 <i>Request</i>[<i>q</i>].<i>Args</i> on <i>MemState</i>[<i>ind</i>].<i>st</i> 40 41 compute return value, <i>returnVal</i> 42 <i>MemState</i>[<i>ind</i>].<i>ReturnVal</i>[<i>q</i>] := 43 <i>returnVal</i> 44 <i>MemState</i>[<i>ind</i>].<i>Deactivate</i>[<i>q</i>] := 45 <i>Request</i>[<i>q</i>].<i>activate</i> 46 47 // persist all items of <i>Request</i> 48 pwb(<i>Request</i>) pwb(&<i>MemState</i>[<i>ind</i>]) 49 pfence() 50 <i>MIndex</i> := <i>ind</i> 51 pwb(&<i>MIndex</i>) 52 psync() 53 <i>Lock</i> := <i>Lock</i> + 1 54 return <i>MemState</i>[<i>MIndex</i>].<i>ReturnVal</i>[<i>p</i>] </pre> </td> <td style="padding: 5px;"></td> </tr> </tbody> </table>	Procedure	Return-	Value PERFORMREQUEST()		<pre> 20 Bit <i>ind</i> // local variable of <i>p</i> 21 Integer <i>lval</i> // local variable of <i>p</i> 22 while <i>true</i> do 23 <i>lval</i> := <i>Lock</i> 24 if <i>lval</i> mod 2 = 0 then 25 if CAS(<i>Lock</i>, <i>lval</i>, <i>lval</i> + 1) = <i>true</i> 26 then break 27 <i>lval</i> := <i>lval</i> + 1 28 wait until <i>Lock</i> ≠ <i>lval</i> 29 if <i>Request</i>[<i>p</i>].<i>activate</i> = <i>MemState</i>[<i>MIndex</i>].<i>Deactivate</i>[<i>p</i>] then 30 return <i>MemState</i>[<i>MIndex</i>].<i>ReturnVal</i>[<i>p</i>]; 31 <i>ind</i> := 1 - <i>MIndex</i> 32 <i>MemState</i>[<i>ind</i>] := <i>MemState</i>[<i>MIndex</i>] 33 // create a copy of current state 34 for <i>q</i> ← 0 to <i>n</i> - 1 do 35 // if <i>q</i> has a request that is not yet 36 Applied 37 if <i>Request</i>[<i>q</i>].<i>activate</i> ≠ <i>MemState</i>[<i>ind</i>].<i>Deactivate</i>[<i>q</i>] then 38 apply <i>Request</i>[<i>q</i>].<i>func</i> with 39 <i>Request</i>[<i>q</i>].<i>Args</i> on <i>MemState</i>[<i>ind</i>].<i>st</i> 40 41 compute return value, <i>returnVal</i> 42 <i>MemState</i>[<i>ind</i>].<i>ReturnVal</i>[<i>q</i>] := 43 <i>returnVal</i> 44 <i>MemState</i>[<i>ind</i>].<i>Deactivate</i>[<i>q</i>] := 45 <i>Request</i>[<i>q</i>].<i>activate</i> 46 47 // persist all items of <i>Request</i> 48 pwb(<i>Request</i>) pwb(&<i>MemState</i>[<i>ind</i>]) 49 pfence() 50 <i>MIndex</i> := <i>ind</i> 51 pwb(&<i>MIndex</i>) 52 psync() 53 <i>Lock</i> := <i>Lock</i> + 1 54 return <i>MemState</i>[<i>MIndex</i>].<i>ReturnVal</i>[<i>p</i>] </pre>	
Procedure	Return-						
Value PERFORMREQUEST()							
<pre> 20 Bit <i>ind</i> // local variable of <i>p</i> 21 Integer <i>lval</i> // local variable of <i>p</i> 22 while <i>true</i> do 23 <i>lval</i> := <i>Lock</i> 24 if <i>lval</i> mod 2 = 0 then 25 if CAS(<i>Lock</i>, <i>lval</i>, <i>lval</i> + 1) = <i>true</i> 26 then break 27 <i>lval</i> := <i>lval</i> + 1 28 wait until <i>Lock</i> ≠ <i>lval</i> 29 if <i>Request</i>[<i>p</i>].<i>activate</i> = <i>MemState</i>[<i>MIndex</i>].<i>Deactivate</i>[<i>p</i>] then 30 return <i>MemState</i>[<i>MIndex</i>].<i>ReturnVal</i>[<i>p</i>]; 31 <i>ind</i> := 1 - <i>MIndex</i> 32 <i>MemState</i>[<i>ind</i>] := <i>MemState</i>[<i>MIndex</i>] 33 // create a copy of current state 34 for <i>q</i> ← 0 to <i>n</i> - 1 do 35 // if <i>q</i> has a request that is not yet 36 Applied 37 if <i>Request</i>[<i>q</i>].<i>activate</i> ≠ <i>MemState</i>[<i>ind</i>].<i>Deactivate</i>[<i>q</i>] then 38 apply <i>Request</i>[<i>q</i>].<i>func</i> with 39 <i>Request</i>[<i>q</i>].<i>Args</i> on <i>MemState</i>[<i>ind</i>].<i>st</i> 40 41 compute return value, <i>returnVal</i> 42 <i>MemState</i>[<i>ind</i>].<i>ReturnVal</i>[<i>q</i>] := 43 <i>returnVal</i> 44 <i>MemState</i>[<i>ind</i>].<i>Deactivate</i>[<i>q</i>] := 45 <i>Request</i>[<i>q</i>].<i>activate</i> 46 47 // persist all items of <i>Request</i> 48 pwb(<i>Request</i>) pwb(&<i>MemState</i>[<i>ind</i>]) 49 pfence() 50 <i>MIndex</i> := <i>ind</i> 51 pwb(&<i>MIndex</i>) 52 psync() 53 <i>Lock</i> := <i>Lock</i> + 1 54 return <i>MemState</i>[<i>MIndex</i>].<i>ReturnVal</i>[<i>p</i>] </pre>							

Procedure ReturnValue PB- COMB(Function <i>func</i> , Argument <i>Args</i> , Integer <i>seq</i>)
<pre> // Announce request 14 <i>Request</i>[<i>p</i>] := ⟨<i>func</i>, <i>Args</i>, <i>seq</i>, 1 - <i>Request</i>[<i>p</i>].<i>activate</i>⟩ 15 return PERFORMREQUEST() </pre>

Procedure ReturnValue Recover(Function <i>func</i> , Ar- gument <i>Args</i> , Integer <i>seq</i>)
<pre> // if request is not yet announced 16 if <i>Request</i>[<i>p</i>].<i>seq</i> ≠ <i>seq</i> then return PBCOMB(<i>func</i>, <i>Args</i>, <i>seq</i>); // if request is not yet applied 17 if <i>Request</i>[<i>p</i>].<i>activate</i> ≠ <i>MemState</i>[<i>MIndex</i>].<i>Deactivate</i>[<i>p</i>] then 18 return PERFORMREQUEST() // request is applied 19 return <i>MemState</i>[<i>MIndex</i>].<i>ReturnVal</i>[<i>p</i>] </pre>

chooses a record of *MemState* (line 30) to make a copy of the current state (line 31), ii) applies requests and records their responses into this record (lines 33-37), and iii) updates *MIndex* (line 40). Based on this, we argue below that 1) each request is applied exactly once, and 2) BCOMB is linearizable (in the absence of crashes).

We first argue that all requests are applied exactly once. The *activate* and *deactivate* bits of each thread q are both initially equal to zero. The *activate* bit of a thread q is only flipped when q initiates a new request (line 14), and it becomes different than q 's *deactivate* bit. Moreover, the *deactivate* bit of q is only flipped by some combiner (lines 37). and this is done only if these two bits are not equal (line 33). By the code, it follows that when the combiner completes the execution of the combining code, the *activate* and *deactivate* bits of q have the same value. This ensures that q 's request is not applied more than once. It is easy to see that once q announces its request (in *Request*), it will be applied either by the current combiner (if there is one) or by the next one (which might be q itself). This ensures that each request is applied at least once.

We assign linearization point to each request at the time that the (unique) combiner which

served the request unlocks the lock (ties are broken in the order that the combiner serves the requests). Since no thread may return before a combiner applies the thread's request, updates *MIndex*, and unlocks the lock, the linearization point of a request is within its execution interval. Recall that there are no race conditions when a combiner serves requests using its local copy of *O*'s state. Thus, starting from a consistent state of the simulated object *O*, the application of a simulation phase produces a consistent state. Given that the initial state of *O* is consistent and that all requests are applied exactly once, a straightforward induction argument implies that the current state of *O* is always consistent.

We next focus on the responses threads return. By the code, it follows that the combiners use the elements of *MemState* in an alternating way: the *i*th combiner, p_i , will use *MemState*[(*i* − 1) mod 2] to serve requests. Note that each time p_i chooses a *StateRec* to use, it starts by copying into it all the information recorded in the *StateRec* indexed by *MIndex*. This ensures that the response values of all served requests are stored in the *MemState* entry indexed by *MIndex*. Thus, every thread can find the response of its own request (whenever it needs it) in the *ReturnVal* array of the currently valid state.

Persistence. We now discuss the persistence instructions of Algorithm 1 which when added to BCOMB give PBCOMB. PBCOMB owes its good performance to the following two facts: i) threads other than the combiner do not have to execute any persistence instruction, and ii) the combiner does not persist each of the requests it applies separately; it persists the entire *StateRec* record it uses (thus, the entire simulated state) after it is done with the simulation of all active requests it encounters. We define the *combining degree*, *d*, to be the average number of requests that a combiner serves. PBCOMB executes a small number of **pwb** instructions for every *d* requests. Achieving this on top of an extremely light-weight synchronization cost, is the main reason that PBCOMB has good performance.

In PBCOMB, the *activate* bit of the thread executing a request is stored in the same cache line with *func*, *Args* and the sequence number of the request, so that all these fields are persisted atomically¹. *Lock* is stored in volatile memory and it is never persisted, so each time a crash occurs, its value is re-initialized to 0.

To provide more details, we first describe the recovery function of PBCOMB. Recall that **Recover** is called with the same parameters as PBCOMB. When **Recover**(*func*, *args*, *seq*) is called for a thread *p*, *p* checks whether *seq* is the same as the sequence number stored in *Request*[*p*]. If yes (line 16), then the execution of the **pwb** of line 38 has not yet been completed when the fail occurs, so *p* reinvokes PBCOMB(*func*, *args*, *seq*). Otherwise, *p* has to discover whether its request has been applied. To do so, it checks the toggle bits stored for *p* in *Request* and in the *StateRec* indexed by *MIndex*. If they are not the same (line 17), the request has not yet been applied, so **PERFORMREQUEST** is invoked. Otherwise, *p* reads the response for its request from *MemState*[*MIndex*] and returns it (line 19).

We next explain the role of each of the persistence instructions of PBCOMB. If the **pwb** instructions of lines 38 and 41 do not exist at a system crash, a process will have no way at recovery time to find the current state of the object, or its response. Additionally, a **pfence** (line 39) must exist between these **pwb**s, for the following reason. Assume that a crash occurs just after the **pwb** of line 41. If no **pfence** exists between these **pwb**s, the **pwb** on *MemState*[*MIndex*] could be delayed and thus, the contents of *MemState*[*MIndex*] may have been partially persisted, at the time of the crash. (This is possible because *MemState*[*MIndex*] may be stored in more than one cache line.) Assume that the new state (i.e. *MemState*[*MIndex*].*st*) has been persisted before the crash. Consider a request *req* that has been served by the combiner *p* and let *q* be the initiator of *req*. Assume that the *Deactivate*[*q*] bit has not been persisted before the crash. As *Request* has been persisted before the crash, at recovery time, the condition of line 16 evaluates to false for *req*, whereas that of line 17 evaluates to true and *req* is erroneously

¹We can also support requests with a large number of arguments (that do not fit in one cache line) with minor modifications. In our experiments, using a single cache line for each request is enough.

re-executed (line 18).

Assume now that the `psync` of line 42 is missing. Consider an execution where *req* is a *request* that has been applied by a combiner *p*, and let *q* be the initiator of *req*. Assume that just after *p* releases the lock, *q* completes by returning the response for *req* (line 29). If a crash occurs, it may happen that *MIndex* has not yet been persisted before the crash. In this case, after the system restarts, the simulated object returns in some earlier state where *req* was not yet applied violating durable linearizability.

The role of the rest of the persistence instructions, as well as the use of *seq*, are to ensure detectable recoverability (which is stronger than durable recoverability). We first elaborate on the use of *seq*. Assume that a process *q* executes two consecutive requests, *req*₁ and *req*₂ of the same type with the same arguments. Assume also that the system crashes just before *req*₁ returns. By simply using the *activate* and *deactivate* bits, *p* cannot distinguish this situation from the case where *req*₂ has just been invoked, as the two bits will be equal in both cases. However, in the first case, *q* should simply return the response of *req*₁, whereas in the second to re-execute *req*₂. action to take. This also justifies the necessity of line 16 in the pseudocode.

We finally explain the role of the `pwb` instruction of line 38. Assume that a process *q* announces a request *req* and that a combiner *p* reads *req* and applies it on the *StateRec* it uses. It then executes lines 38-42, and right after the system crashes. If *Request*[*q*] is not persisted before the execution of lines 40-42, at recovery, *q* will see that *Request*[*q*].*seq* \neq *seq* in **Recover**, and re-execute *req* despite the fact that *req* has already been applied on the simulated object. A `pfence` (line 39) must exist between the `pwb` on *Request* and the `pwb` on *MIndex* (line 41), since otherwise, as no order is imposed between the `pwb`s, the `pwb` on *Request* could be delayed and *Request* may again have not been persisted by the time that *MIndex* is persisted, resulting in the same bad scenario.

We next argue that PBCOMB is detectably recoverable. Consider a crash at some time *t*. Let *req* be a request initiated by some thread *q* before *t*; let *R* be the *RequestRec* for *req* written by *q* into *Request*[*q*].

We consider first the case where line 34 has not been executed by the combiner for *req* before *t*. Assume first that *R.seq* has been persisted by *t*. TSO implies that the fields of *R* are written into *Request*[*q*] in order. Since all fields of a *RequestRec* are stored in the same cache line, all fields of *R* are persisted atomically. It follows that since *R.seq* has been persisted, all fields of *R* have been persisted by *t*. Since *req* has not been applied by *t*, it holds that *Request*[*q*].*activate* \neq *MemState*[*MIndex*].*Deactivate*[*q*] at *t*. So, by inspection of the recovery code, at recovery, **PERFORMREQUEST** is called for *req*, as needed. Assume now that *R.seq* has not been persisted by *t*. Then, upon recovery, it holds that *Request*[*q*].*seq* \neq *seq*. By inspection of the recovery code, *req* is re-invoked (line 16), as needed.

We consider next the case that *req* has been served by *t* (i.e., there is a combiner *p* and has executed line 34 for *req*). If *req* has already responded at *t*, then *q* either returned on line 29 or on line 44. In the former case, *q* has evaluated to false the condition of line 27 and thus, *p* has unlocked lock (line 43) before *t*. In the latter case, it holds that *q* = *p*. So, in both cases, *p* has persisted its changes on *Request*, *MemState*, and *MIndex*, before *t*. Additionally, the same holds, in case *req* has not responded, but *p* has persisted *MIndex* (lines 41-42), by *t*. Then, by inspection of the recovery code, it follows that upon recovery, *q* simply returns the correct response for *req* on line 19, as it should for ensuring detectability. Assume finally that *p* has not persisted *MIndex* by *t* (given that *req* has not responded). Then, the changes performed by *p* on the simulated state have not been persisted by *t*. So, upon recovery, *q* can safely assume that *req* was not applied before *t*.

Algorithm 2: PWFCOMB - Code for process $p \in \{0, \dots, n-1\}$

<pre> 1 type RequestRec { // all fields are in the same cache line 2 Function <i>func</i> 3 Argument <i>args</i> // <i>seq</i> and <i>activate</i> stored in the same word Integer <i>seq</i> 4 Bit <i>activate</i> 5 } 6 type StateRec { 7 State <i>st</i> 8 ReturnValue <i>ReturnVal</i>[0..<i>n</i> - 1] 9 Bit <i>Deactivate</i>[0..<i>n</i> - 1] 10 Bit <i>Index</i>[0..<i>n</i> - 1] 11 Integer <i>flush</i> 12 } 13 \triangleright Shared non-volatile variables: 14 RequestRec <i>Request</i>[0..<i>n</i> - 1] // initially $\langle \langle \perp, \perp, 0, 0 \rangle, \dots, \langle \perp, \perp, 0, 0 \rangle \rangle$ 15 StateRec <i>MemState</i>[0..<i>n</i>][0..1] // initially $\langle \perp, \langle \perp, \dots, \perp \rangle, \langle 0, \dots, 0 \rangle, \langle 0, \dots, 0 \rangle, 0 \rangle$ 16 StateRec *<i>S</i> := &<i>MemState</i>[<i>n</i>][0] // initially <i>S</i> points to <i>MemState</i>[<i>n</i>][0] </pre>	<table border="0" style="width: 100%; border-collapse: collapse;"> <tr> <th style="text-align: left; border-bottom: 1px solid black;">Procedure</th> <th style="text-align: left; border-bottom: 1px solid black;">ReturnValue</th> </tr> <tr> <td colspan="2" style="border-bottom: 1px solid black;">PERFORMREQUEST()</td> </tr> <tr> <td style="vertical-align: top; border-right: 1px solid black; padding-right: 10px;"> <pre> 23 StateRec *<i>lsPtr</i> 24 Integer <i>lval</i> 25 for <i>l</i> \leftarrow 1 to 2 do 26 <i>lsPtr</i> := <i>LL</i>(<i>S</i>) 27 Bit <i>ind</i> := <i>lsPtr</i> \rightarrow <i>Index</i>[<i>p</i>] 28 <i>MemState</i>[<i>i</i>][<i>ind</i>] := *<i>lsPtr</i> // copy current state 29 if <i>VL</i>(<i>S</i>) = <i>false</i> then continue 30 for <i>q</i> \leftarrow 0 to <i>n</i> - 1 do // if <i>q</i> has a request that is not yet performed 31 if <i>Request</i>[<i>q</i>].<i>activate</i> \neq <i>MemState</i>[<i>p</i>][<i>ind</i>].<i>Deactivate</i>[<i>q</i>] then 32 apply <i>Request</i>[<i>q</i>].<i>func</i> with <i>Request</i>[<i>q</i>].<i>args</i> on <i>MemState</i>[<i>p</i>][<i>ind</i>].<i>st</i> 33 compute return value, <i>returnVal</i> 34 <i>MemState</i>[<i>p</i>][<i>ind</i>].<i>ReturnVal</i>[<i>q</i>] := <i>returnVal</i> 35 <i>MemState</i>[<i>p</i>][<i>ind</i>].<i>Deactivate</i>[<i>q</i>] := <i>Request</i>[<i>q</i>].<i>activate</i> 36 if <i>VL</i>(<i>S</i>) = <i>true</i> then 37 <i>MemState</i>[<i>p</i>][<i>ind</i>].<i>Index</i>[<i>p</i>] := 1 - <i>MemState</i>[<i>p</i>][<i>ind</i>].<i>Index</i>[<i>p</i>] 38 pwb(<i>Request</i>) 39 pwb(&<i>MemState</i>[<i>p</i>][<i>ind</i>]) 40 pfence() 41 <i>lval</i> := <i>MemState</i>[<i>p</i>][<i>ind</i>].<i>flush</i> 42 if <i>lval</i> mod 2 = 0 then 43 <i>lval</i> := <i>lval</i> + 1 44 <i>MemState</i>[<i>p</i>][<i>ind</i>].<i>flush</i> := <i>lval</i> // Try to change <i>S</i> content 45 if <i>SC</i>(<i>S</i>, &<i>MemState</i>[<i>p</i>][<i>ind</i>]) = <i>true</i> then 46 pwb(&<i>S</i>) 47 psync() 48 <i>CAS</i>(&(<i>MemState</i>[<i>p</i>][<i>ind</i>].<i>flush</i>), <i>lval</i>, <i>lval</i> + 1) return <i>S</i> \rightarrow <i>ReturnVal</i>[<i>p</i>] 49 <i>BackoffCalculate</i>(); 50 <i>lsPtr</i> := <i>S</i> 51 <i>lval</i> := <i>lsPtr</i> \rightarrow <i>flush</i> 52 if <i>lval</i> mod 2 = 1 then 53 pwb(&<i>S</i>) 54 psync() 55 <i>CAS</i>(&(<i>lsPtr</i> \rightarrow <i>flush</i>), <i>lval</i>, <i>lval</i> + 1) 56 return <i>S</i> \rightarrow <i>ReturnVal</i>[<i>p</i>] </pre> </td> <td style="vertical-align: top; padding-left: 10px;"> <pre> 17 return PERFORMREQUEST() </pre> </td> </tr> </table>	Procedure	ReturnValue	PERFORMREQUEST()		<pre> 23 StateRec *<i>lsPtr</i> 24 Integer <i>lval</i> 25 for <i>l</i> \leftarrow 1 to 2 do 26 <i>lsPtr</i> := <i>LL</i>(<i>S</i>) 27 Bit <i>ind</i> := <i>lsPtr</i> \rightarrow <i>Index</i>[<i>p</i>] 28 <i>MemState</i>[<i>i</i>][<i>ind</i>] := *<i>lsPtr</i> // copy current state 29 if <i>VL</i>(<i>S</i>) = <i>false</i> then continue 30 for <i>q</i> \leftarrow 0 to <i>n</i> - 1 do // if <i>q</i> has a request that is not yet performed 31 if <i>Request</i>[<i>q</i>].<i>activate</i> \neq <i>MemState</i>[<i>p</i>][<i>ind</i>].<i>Deactivate</i>[<i>q</i>] then 32 apply <i>Request</i>[<i>q</i>].<i>func</i> with <i>Request</i>[<i>q</i>].<i>args</i> on <i>MemState</i>[<i>p</i>][<i>ind</i>].<i>st</i> 33 compute return value, <i>returnVal</i> 34 <i>MemState</i>[<i>p</i>][<i>ind</i>].<i>ReturnVal</i>[<i>q</i>] := <i>returnVal</i> 35 <i>MemState</i>[<i>p</i>][<i>ind</i>].<i>Deactivate</i>[<i>q</i>] := <i>Request</i>[<i>q</i>].<i>activate</i> 36 if <i>VL</i>(<i>S</i>) = <i>true</i> then 37 <i>MemState</i>[<i>p</i>][<i>ind</i>].<i>Index</i>[<i>p</i>] := 1 - <i>MemState</i>[<i>p</i>][<i>ind</i>].<i>Index</i>[<i>p</i>] 38 pwb(<i>Request</i>) 39 pwb(&<i>MemState</i>[<i>p</i>][<i>ind</i>]) 40 pfence() 41 <i>lval</i> := <i>MemState</i>[<i>p</i>][<i>ind</i>].<i>flush</i> 42 if <i>lval</i> mod 2 = 0 then 43 <i>lval</i> := <i>lval</i> + 1 44 <i>MemState</i>[<i>p</i>][<i>ind</i>].<i>flush</i> := <i>lval</i> // Try to change <i>S</i> content 45 if <i>SC</i>(<i>S</i>, &<i>MemState</i>[<i>p</i>][<i>ind</i>]) = <i>true</i> then 46 pwb(&<i>S</i>) 47 psync() 48 <i>CAS</i>(&(<i>MemState</i>[<i>p</i>][<i>ind</i>].<i>flush</i>), <i>lval</i>, <i>lval</i> + 1) return <i>S</i> \rightarrow <i>ReturnVal</i>[<i>p</i>] 49 <i>BackoffCalculate</i>(); 50 <i>lsPtr</i> := <i>S</i> 51 <i>lval</i> := <i>lsPtr</i> \rightarrow <i>flush</i> 52 if <i>lval</i> mod 2 = 1 then 53 pwb(&<i>S</i>) 54 psync() 55 <i>CAS</i>(&(<i>lsPtr</i> \rightarrow <i>flush</i>), <i>lval</i>, <i>lval</i> + 1) 56 return <i>S</i> \rightarrow <i>ReturnVal</i>[<i>p</i>] </pre>	<pre> 17 return PERFORMREQUEST() </pre>
Procedure	ReturnValue						
PERFORMREQUEST()							
<pre> 23 StateRec *<i>lsPtr</i> 24 Integer <i>lval</i> 25 for <i>l</i> \leftarrow 1 to 2 do 26 <i>lsPtr</i> := <i>LL</i>(<i>S</i>) 27 Bit <i>ind</i> := <i>lsPtr</i> \rightarrow <i>Index</i>[<i>p</i>] 28 <i>MemState</i>[<i>i</i>][<i>ind</i>] := *<i>lsPtr</i> // copy current state 29 if <i>VL</i>(<i>S</i>) = <i>false</i> then continue 30 for <i>q</i> \leftarrow 0 to <i>n</i> - 1 do // if <i>q</i> has a request that is not yet performed 31 if <i>Request</i>[<i>q</i>].<i>activate</i> \neq <i>MemState</i>[<i>p</i>][<i>ind</i>].<i>Deactivate</i>[<i>q</i>] then 32 apply <i>Request</i>[<i>q</i>].<i>func</i> with <i>Request</i>[<i>q</i>].<i>args</i> on <i>MemState</i>[<i>p</i>][<i>ind</i>].<i>st</i> 33 compute return value, <i>returnVal</i> 34 <i>MemState</i>[<i>p</i>][<i>ind</i>].<i>ReturnVal</i>[<i>q</i>] := <i>returnVal</i> 35 <i>MemState</i>[<i>p</i>][<i>ind</i>].<i>Deactivate</i>[<i>q</i>] := <i>Request</i>[<i>q</i>].<i>activate</i> 36 if <i>VL</i>(<i>S</i>) = <i>true</i> then 37 <i>MemState</i>[<i>p</i>][<i>ind</i>].<i>Index</i>[<i>p</i>] := 1 - <i>MemState</i>[<i>p</i>][<i>ind</i>].<i>Index</i>[<i>p</i>] 38 pwb(<i>Request</i>) 39 pwb(&<i>MemState</i>[<i>p</i>][<i>ind</i>]) 40 pfence() 41 <i>lval</i> := <i>MemState</i>[<i>p</i>][<i>ind</i>].<i>flush</i> 42 if <i>lval</i> mod 2 = 0 then 43 <i>lval</i> := <i>lval</i> + 1 44 <i>MemState</i>[<i>p</i>][<i>ind</i>].<i>flush</i> := <i>lval</i> // Try to change <i>S</i> content 45 if <i>SC</i>(<i>S</i>, &<i>MemState</i>[<i>p</i>][<i>ind</i>]) = <i>true</i> then 46 pwb(&<i>S</i>) 47 psync() 48 <i>CAS</i>(&(<i>MemState</i>[<i>p</i>][<i>ind</i>].<i>flush</i>), <i>lval</i>, <i>lval</i> + 1) return <i>S</i> \rightarrow <i>ReturnVal</i>[<i>p</i>] 49 <i>BackoffCalculate</i>(); 50 <i>lsPtr</i> := <i>S</i> 51 <i>lval</i> := <i>lsPtr</i> \rightarrow <i>flush</i> 52 if <i>lval</i> mod 2 = 1 then 53 pwb(&<i>S</i>) 54 psync() 55 <i>CAS</i>(&(<i>lsPtr</i> \rightarrow <i>flush</i>), <i>lval</i>, <i>lval</i> + 1) 56 return <i>S</i> \rightarrow <i>ReturnVal</i>[<i>p</i>] </pre>	<pre> 17 return PERFORMREQUEST() </pre>						

<pre> 18 if <i>Request</i>[<i>p</i>].<i>seq</i> \neq <i>seq</i> then return PWFCOMB(<i>func</i>, <i>args</i>, <i>seq</i>) // if request is not yet applied 19 if <i>Request</i>[<i>p</i>].<i>activate</i> \neq <i>S</i> \rightarrow <i>Deactivate</i>[<i>p</i>] then 20 <i>Backoff</i>() 21 return PERFORMREQUEST() // request is applied 22 return <i>S</i> \rightarrow <i>ReturnVal</i>[<i>p</i>].<i>ret</i> </pre>	<table border="0" style="width: 100%; border-collapse: collapse;"> <tr> <th style="text-align: left; border-bottom: 1px solid black;">Procedure</th> <th style="text-align: left; border-bottom: 1px solid black;">ReturnValue</th> </tr> <tr> <td colspan="2" style="border-bottom: 1px solid black;">Recover(Function <i>func</i>, Argument <i>args</i>, Integer <i>seq</i>)</td> </tr> <tr> <td style="vertical-align: top; border-right: 1px solid black; padding-right: 10px;"> <pre> // if request is not yet announced 18 if <i>Request</i>[<i>p</i>].<i>seq</i> \neq <i>seq</i> then return PWFCOMB(<i>func</i>, <i>args</i>, <i>seq</i>) // if request is not yet applied 19 if <i>Request</i>[<i>p</i>].<i>activate</i> \neq <i>S</i> \rightarrow <i>Deactivate</i>[<i>p</i>] then 20 <i>Backoff</i>() 21 return PERFORMREQUEST() // request is applied 22 return <i>S</i> \rightarrow <i>ReturnVal</i>[<i>p</i>].<i>ret</i> </pre> </td> <td style="vertical-align: top; padding-left: 10px;"> </td> </tr> </table>	Procedure	ReturnValue	Recover(Function <i>func</i> , Argument <i>args</i> , Integer <i>seq</i>)		<pre> // if request is not yet announced 18 if <i>Request</i>[<i>p</i>].<i>seq</i> \neq <i>seq</i> then return PWFCOMB(<i>func</i>, <i>args</i>, <i>seq</i>) // if request is not yet applied 19 if <i>Request</i>[<i>p</i>].<i>activate</i> \neq <i>S</i> \rightarrow <i>Deactivate</i>[<i>p</i>] then 20 <i>Backoff</i>() 21 return PERFORMREQUEST() // request is applied 22 return <i>S</i> \rightarrow <i>ReturnVal</i>[<i>p</i>].<i>ret</i> </pre>	
Procedure	ReturnValue						
Recover(Function <i>func</i> , Argument <i>args</i> , Integer <i>seq</i>)							
<pre> // if request is not yet announced 18 if <i>Request</i>[<i>p</i>].<i>seq</i> \neq <i>seq</i> then return PWFCOMB(<i>func</i>, <i>args</i>, <i>seq</i>) // if request is not yet applied 19 if <i>Request</i>[<i>p</i>].<i>activate</i> \neq <i>S</i> \rightarrow <i>Deactivate</i>[<i>p</i>] then 20 <i>Backoff</i>() 21 return PERFORMREQUEST() // request is applied 22 return <i>S</i> \rightarrow <i>ReturnVal</i>[<i>p</i>].<i>ret</i> </pre>							

5 Wait-free Recoverable Combining

In PWFCOMB (Algorithm 2), all threads pretend to be the combiner: they copy the state of the object locally and use this local copy to apply all active requests they see announced. Then, each of them attempts to change a pointer S to point to its own local copy using SC . If a thread p manages to do so, then p is indeed the thread that acted as the combiner.

Similarly to PBCOMB, PWFCOMB uses a *Request* array and a *StateRec* record that contains the state of the implemented object, the array of *deactivate* bits and the array *ReturnVal*.

PWFComb maintains 2 records of type *StateRec* for each thread (in addition to two dummy such records, needed for correct initialization). This is necessary as each thread pretends to be the combiner: each thread has to use two *StateRec* records of its own, to copy the state of the object locally. This makes achieving recoverability more complicated. The array *Index* of a *StateRec* record aims at copying with some of these complications (see details below). To maintain the persistence cost low, we use the *flush* integer which is stored into *StateRec* (we provide more details below).

To execute a request *req*, a thread *p* announces *req* and calls `PERFORMREQUEST` to serve active requests (including its own). In `PERFORMREQUEST`, *p* reads *S* (line 26) and decides which of the two *StateRec* records in its pool it will use (line 27); this information was recorded in *Index*[*p*] of the *StateRec* record pointed to by the value of *S* that *p* read. Next, it makes a local copy of the *StateRec* record pointed to by *S* (line 28). Making a local copy of the state is not atomic, thus *p* validates on line 29 that its local copy is consistent. Then, *p* proceeds to the simulation phase (which is similar to that of PBCOMB). Afterwards, it executes an *SC* in an effort to update *S* to point to the *StateRec* on which it was working on (line 45). Since PWFComb builds upon and extends PSIM, proving correctness for PWFComb (in the absence of failures) follows similar arguments as for PSIM [18].

The recovery function of PWFComb is the same as that of PBCOMB. Lines 39-40 are required for the same reason as in PBCOMB. Additionally, the role of the `pwb` on *Request* (line 38) is the same as in PBCOMB. We thus focus on the persistence challenges that arise due to the recycling of *StateRec* records. The fact that a thread has two *StateRec* records that uses alternately, ensures that no thread ever performs active requests on the *StateRec* record pointed to by *S*. Thus, threads that read the currently active state see consistent data. A variable for each thread *p*, points to the *StateRec* record that *p* will use next. We store these variables into the *Index* array of *StateRec*, so that *p* persists them when persisting the *StateRec* it uses (at lines 39-40). This is necessary since if we assume that the *Index* array is not persisted, we may come up with the following bad scenario. Assume that one of the *SC* instructions executed by *p* is successful and let *ind* be the value that *p* reads on line 27, before the execution of *SC*. Assume also that the system crashes after *p* persists the new value of *S* and completes. Upon recovery, *p* discovers that its last request has been completed and invokes a new request. Then, it may happen that *p* chooses again the same record *MemState*[*p*][*ind*], and start serving new requests on the current state of the object. Other active threads may, thus, read (on line 28) inconsistent data.

Before a process *p* invoking a request *req* responds, *p* must persist the value of *S*. This should be done independently of whether *p* has successfully executed the *SC* of line 45, for the following reason. Otherwise, assume that *req* responded without *p* persisting *S* and then the system crashed. Upon recovery, *S* will point to a *StateRec* corresponding to some previous state of the object than that in which *p* read *req*'s response. That could violate detectable recoverability. For the same reason, executing just the `pwb` of line 46 (or line 53) is not enough and the `psync` of line 47 (or line 54) is also needed.

We finally explain the role of the *flush* integer in the *StateRec* record. Experiments showed that having all threads performing a `pwb` and a `psync` to persist the contents of *S* before completing, results in high persistence cost. To reduce this cost, the *S* \rightarrow *flush* integer is used to indicate whether *S* has already been persisted or not, as described below. Consider a combiner that successfully updates *S* to point to some *StateRec* record *r* (executing the *SC* of line 45). Before executing the corresponding *SC*, the combiner changes *r.flush* to an odd value (lines 41-44). Then, after (updating and) persisting *S*, the combiner updates *r.flush* to an even value (line 48), indicating that this change of *S* has already been persisted. So, all other threads persist *S* only if *S* \rightarrow *flush* contains an odd value (line 52), in which case, they also update *S* \rightarrow *flush* to the next even value (line 55).

6 Queues

PBQueue. PBQUEUE uses a singly linked list to store the nodes of the queue. It employs two instances of PBCOMB, one to synchronize the enqueueers and one to synchronize the dequeuers; thus, combiners of the first instance serve only enqueue requests, while combiners of the second instance serves only dequeue requests. This results in increased parallelism as it supports concurrent execution of enqueues with dequeues.

The persistence scheme of PBCOMB guarantees that the head and the tail of the simulated queue are persistent. Additionally, PBQUEUE persists the modifications performed by the combiners on the nodes of the linked list. This is necessary, since otherwise, these modifications will not survive after a crash, which may result in an inconsistent state and violate durable linearizability (and this also detectable recoverability). Note that a DEQUEUE operation only updates the head of the simulated queue and does not modify the nodes of the linked list. Therefore, the effects of a dequeue combiner on the simulated state of the queue are correctly persisted by the dequeue instance of PBCOMB. However, there is a subtlety that needs to be addressed, regarding the nodes of the linked list that can be removed by the dequeue combiners. An enqueue combiner simulates the active ENQUEUE requests by directly modifying the nodes of the linked list and then persisting these modifications. Thus, if no care is taken, a dequeue combiner may remove list nodes that have been appended by an active enqueue combiner. Then, the dequeue combiner may complete (and the served DEQUEUE operations may respond) before the enqueue combiner persists its modifications. This jeopardizes detectability. To address this issue, PBQUEUE disallows dequeue combiners to remove any node from the linked list that has not yet been persisted. Due to lack of space, the code and a more detailed description of PBQUEUE are provided in Appendix A.

PWFQueue. PWFQUEUE combines ideas from PBQUEUE and SIMQUEUE [16, 18]. As in PBQUEUE, the queue is implemented as a singly-linked list and PWFQUEUE uses two instances of PWFComb to synchronize the enqueueers and the dequeuers. To achieve independent execution of the enqueueers from the dequeuers, the first node in the list is always considered as a dummy node. A thread executing an enqueue request will also try to serve enqueue requests by other enqueueers. It does so by creating a local list of new nodes that will eventually be appended to the current state of the queue. So, at some point in time, the linked list implementing the queue may be comprised of two parts. In order to avoid jeopardizing consistency, all threads (enqueueers and dequeuers) perform the linking of these parts before they proceed to serve requests.

Regarding persistence, some subtleties arise from the necessity to connect the two parts of the linked list representing the queue. Before it updates the tail of the queue, an enqueueer has to persist the pointers needed to connect the two parts of the linked list; i.e. the current tail of the queue, as well as, the pointers to the first and the last node of its local list. If these data are not persisted, then it may happen that the system crashes just after the enqueueer updates the tail (and before it connects the two parts of the linked list), in which case its local copy is lost and durable linearizability may be jeopardized. Additionally, an enqueueer that connects the linked list, has to persist the new values of the node it updated (i.e. its pointer to the next element of the linked list). Although dequeuers also help connecting the two parts of the list, it is enough to only persist the head of the queue. Due to lack of space, the code and a more detailed description of PWFQUEUE are provided in Appendix B.

7 Performance Evaluation

We evaluate PBCOMB and PWFComb in a 48-core machine (96 logical cores) consisting of 2 Intel Xeon Platinum 8260M processors, each of which consists of 24 cores. Each core executes two threads concurrently. Our machine is equipped with a 1TB Intel Optane DC persistent

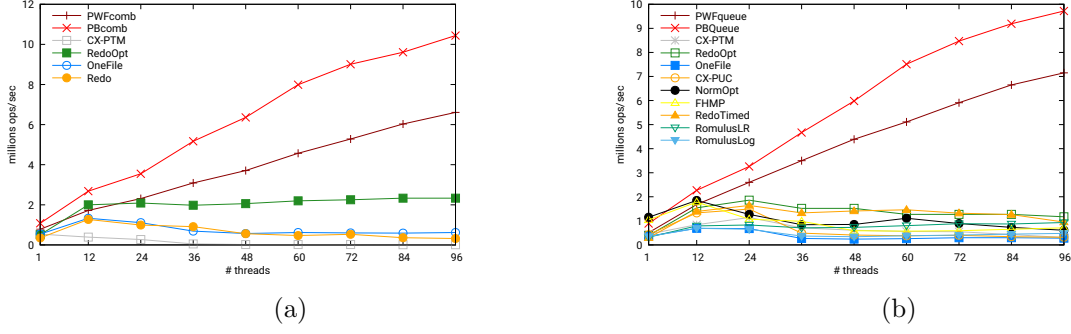


Figure 1: (a) Average throughput of implementations on the Intel Xeon machine while simulating a persistent `AtomicFloat` object. (b) Average throughput of persistent queue implementations on the Intel Xeon machine.

memory (DCPMM) and the system is configured in AppDirect mode. We use the 1.9.2 version of the *Persistent Development Kit* [33], which provides the `pwb` and `psync` persistency instructions. The operating system is Linux with kernel version 3.4 and we use `gcc` v9.1.0. Threads were bound in all experiments following a scheduling policy similar to that used in [17], which distributes the running threads evenly across the machine’s NUMA nodes. For our experiments, we simulate an *LL* on some object *O* with a simple read, and an *SC* with a *CAS* on a timestamped version of *O* to avoid the ABA problem.

Synthetic Benchmark. We first consider a synthetic benchmark (`AtomicFloat`), which simulates an atomic float object. Each process, repeatedly, executes `AtomicFloat(O, k)` that reads the value *v* of *O* and updates it to be equal to $v * k$; the process returns the value read.

In Figure 1a, we compare the performance of `AtomicFloat` implementations based on PBCOMB and PWFCOMB against state-of-the-art wait-free persistent synchronization techniques: ONEFILE [34], CX-PUC [13], CX-PTM [13], and REDOOPT [13]. For our experiments, we used the latest version of code for these algorithms that is provided in [11]. These algorithms [34, 13] satisfy durable linearizability (and not detectable recoverability).

In order to avoid long runs and unrealistically low number of cache misses [17, 16, 19, 28], we added a small local workload between two consecutive executions of atomic operations in a similar way as in [17, 16]; it is implemented as a short loop of a random number of dummy iterations (with 512 be the maximum value). Each run simulates 10^7 atomic operations in total, with each of the *n* threads simulating $10^7/n$ operations out of them. Each experiment is executed 10 times (runs) and averages are taken. In Figure 1a, the *y*-axis measures average throughput and the *x*-axis displays the number of threads.

As shown in Figure 1a, PBCOMB is more than 4 times faster than REDOOPT, which is the fastest persistent algorithm among all the competitors. Also, PWFCOMB is more than $2.8x$ faster than REDOOPT. The superior performance of PWFCOMB and PBCOMB originates from the facts that 1) both PWFCOMB and PBCOMB perform (on average) a small number of `pwb` instructions per operation (Figure 2a), and 2) their synchronization cost is very low (Figure 2b). As expected, our algorithms cause almost the same number of `pwb`s as REDOOPT, but they incur much less synchronization overhead.

In Figure 2b we have replaced the `pwb` instructions with simple NOP operations and we measure the throughput of the different algorithms. The throughput of PWFCOMB and PBCOMB is much higher than that of all other persistent synchronization techniques. This shows that the synchronization overhead of PWFCOMB and PBCOMB is much lower compared to its competitors. The low synchronization cost (and the scalability) of PWFCOMB and PBCOMB are further studied below in a system with volatile memory that support a larger number of threads. In Figure 3a, we study the performance of PBCOMB and PWFCOMB when `psync` operations are replaced with NOP operations. Figure 3a shows that the performance of the presented proto-

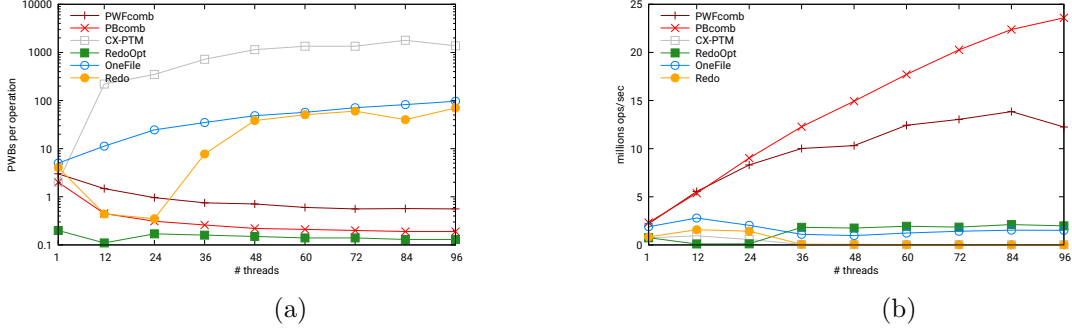


Figure 2: (a) Average `pwb` instructions per operation while simulating an `AtomicFloat` object. (b) Average throughput of persistent `AtomicFloat` implementations on the Intel Xeon machine when `pwb` operations are replaced with NOP operations.

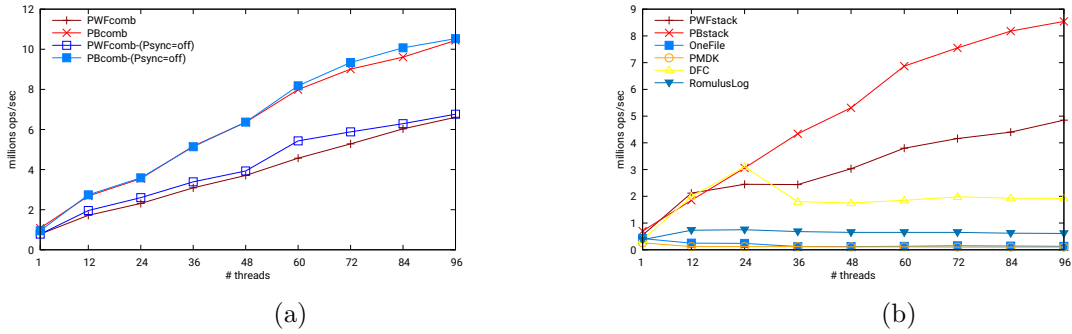


Figure 3: (a) Average throughput of PBCOMB and PWFComb on the Intel Xeon machine when `psync` operations are replaced with NOP operations. (b) Average throughput of persistent stack implementations on the Intel Xeon machine.

cols is not significantly affected by `psync` operations. This experiment illustrates that the main persistence cost in our algorithms comes from the `pwb` instructions, and reveals the importance of maintaining the number of `pwb`s low when designing persistent synchronization protocols and concurrent data structures.

Persistent queues. We now experimentally analyze the performance of PBQUEUE and PWFQUEUE. Figure 1b compares the performance of PBQUEUE with persistent queue implementations based on the persistence techniques studied for `AtomicFloat`, on the Intel Xeon multiprocessor. It also compares PBQUEUE and PWFQUEUE with the specialized persistent queue implementation (FHMP) by Friedman *et al.* [20], the persistent queue implementation (NORMOPT) based on CAPSULES-NORMAL [7], and persistent queue implementations based on ROMULUS [12] (i.e. RomulusLR and RomulusLog). Figure 1b shows that PWFQUEUE and PBQUEUE achieve superior performance by being more than $5\times$ faster than the queue based on REDOOPT, which is the best competitor.

Persistent Stacks. Figure 3b compares the performance of PBSTACK against persistent stacks implementations based on ONEFILE [34] and ROMULUS [12], and against the recently-archived persistent stack based on flat-combining (DFC) [35]. PWFSTACK and PBSTACK exhibit much better performance than all its competitors: It is $4.4\times$ faster than the DFC persistent stack, which is the best competitor.

Persistent Heaps. PBHEAP is a persistent bounded heap implementation based on PBCOMB. Figure 4a shows its throughput for small and medium heap sizes (i.e., 64 – 1024 keys). This experiment illustrates that more complex persistent data-structures than stacks and queues could be easily implemented on top of our algorithms, and perform well when their size is not very large.

	BCOMB	H-SYNCH	CC-SYNCH	PSIM
cache-misses per operation	2.8	6.3	5.5	10
stores on cache-lines in shared state per operation	0.0012	1.0	1.0	1.0
reads on cache-lines in shared state per operation	0.034	1.8	1.6	1.3

Table 1: Performance counters for the combining techniques using the *Perf* Linux tool. The number of threads is fixed to 128, while the maximum amount of local work is 512.

Performance in systems with volatile memory. We now compare the performance of BCOMB with that of state-of-the-art combining techniques in a system without NVMM. For the experiments shown here, we use a 64-core AMD Epyc multiprocessor consisting of 2 Epyc 7501 processors, which provides 64 cores (8 NUMA nodes, 128 logical cores). We note that we get very similar performance trends on the Intel Xeon machine.

In the benchmark of Figure 4b, a non-persistent, i.e. volatile, `AtomicFloat` object is simulated using state-of-the-art synchronization techniques such as H-SYNCH [17], CC-SYNCH [17], and PSIM [16]. We also compare the performance of BCOMB with a blocking implementation of the `AtomicFloat` object based on MCS queue spin-locks [28], a simple lock-free implementation [16, 18], and the hierarchical lock called C-BO-MCS presented in [15]. For H-SYNCH, CC-SYNCH, PSIM, we used the 2.4.0 version of the source code that is available in [25]. Figure 4b shows that BCOMB exhibits much better performance than all other algorithms. The low synchronization overhead of BCOMB gives a $2x$ or more performance advantage compared to H-SYNCH and C-BO-MCS that make use of the NUMA characteristics of the AMD Epyc multiprocessor. In Table 1, we present results for 1) cache-misses per operation, 2) stores on cache-shared locations per operation, and 3) reads on cache-shared locations per operation. The low synchronization overhead and the good performance of BCOMB is due to the following two characteristics: 1) Combiners read the announced requests from an array (line 14), where each location (i.e. cache-line that contains that location) is single-writer (i.e. it is written by only one thread); this leads to a low number of reads on cache-shared locations (see Table 1). 2) Combiners write the results of operations and the new state of the object in an array that is written only by themselves; this leads to a low number of write operations on cache-shared locations (see Table 1). The above characteristics render combiners capable to serve requests with a highly reduced number of cache-misses per operation (see Table 1).

Figure 4c compares the performance of BQUEUE, the volatile version of PBQUEUE, with state-of-the-art concurrent queue implementations on AMD Epyc. We compare BQUEUE with H-QUEUE [17], with CC-QUEUE [17] with SIMQUEUE [16, 18], with LCRQ [30], and with the lock-free queue implementation of [29]. Figure 4c confirms the performance advantages of a queue object based on BCOMB against queue implementations that are based on other combining techniques, e.g., H-SYNCH, CC-SYNCH and PSIM. Moreover, when the number of threads is large, PBQUEUE performs on par or exceeds the performance of LCRQ, which is

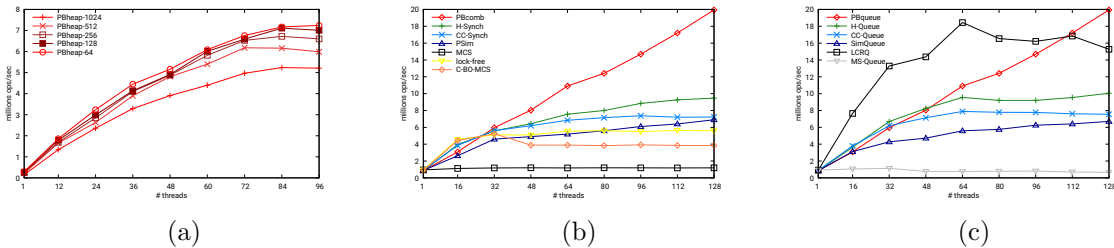


Figure 4: (a) Average throughput of persistent heap implementations based on PBCOMB for different heap-sizes (64 - 1024). (b) Average throughput of implementations on the AMD Epyc machine while simulating a volatile `AtomicFloat` object. (c) Average throughput of implementations on the AMD Epyc machine while simulating a volatile queue.

considered the state-of-the-art customized queue implementation.

References

- [1] H. Attiya, O. Ben-Baruch, P. Fatourou, D. Hendler, and E. Kosmas. Tracking in order to recover: Recoverable lock-free data structures. *CoRR*, abs/1905.13600, 2019.
- [2] H. Attiya, O. Ben-Baruch, P. Fatourou, D. Hendler, and E. Kosmas. Tracking in order to recover - detectable recovery of lock-free data structures. SPAA '20, pages 503–505, New York, NY, USA, 2020. Association for Computing Machinery.
- [3] H. Attiya, O. Ben-Baruch, P. Fatourou, D. Hendler, and E. Kosmas. Tracking in order to recover - detectable recovery of lock-free data structures. In *12th Annual Non-Volatile Memories Workshop, NVMW '21*, 2021.
- [4] H. Attiya, O. Ben-Baruch, and D. Hendler. Nesting-safe recoverable linearizability: Modular constructions for non-volatile memory. In *Proceedings of the 2018 ACM Symposium on Principles of Distributed Computing, PODC 2018, Egham, United Kingdom, July 23-27, 2018*, pages 7–16, 2018.
- [5] H. A. Beadle, W. Cai, H. Wen, and M. L. Scott. Nonblocking persistent software transactional memory. In *Proceedings of the 25th ACM SIGPLAN Symposium on Principles and Practice of Parallel Programming, PPOPP '20*, pages 429–430, New York, NY, USA, 2020. Association for Computing Machinery.
- [6] O. Ben-Baruch, D. Hendler, and M. Rusanovsky. Upper and lower bounds on the space complexity of detectable objects. In *Proceedings of the 39th Symposium on Principles of Distributed Computing, PODC '20*, pages 11–20, New York, NY, USA, 2020. Association for Computing Machinery.
- [7] N. Ben-David, G. E. Blelloch, M. Friedman, and Y. Wei. Delay-free concurrency on faulty persistent memory. SPAA '19, pages 253–264, New York, NY, USA, 2019. Association for Computing Machinery.
- [8] D. R. Chakrabarti, H.-J. Boehm, and K. Bhandari. Atlas: Leveraging locks for non-volatile memory consistency. *SIGPLAN Not.*, 49(10):433–452, Oct. 2014.
- [9] J. Coburn, A. M. Caulfield, A. Akel, L. M. Grupp, R. K. Gupta, R. Jhala, and S. Swanson. Nv-heaps: Making persistent objects fast and safe with next-generation, non-volatile memories. *SIGARCH Comput. Archit. News*, 39(1):105–118, Mar. 2011.
- [10] N. Cohen, R. Guerraoui, and I. Zlotolchi. The inherent cost of remembering consistently. In *Proceedings of the 30th on Symposium on Parallelism in Algorithms and Architectures, SPAA '18*, pages 259–269, New York, NY, USA, 2018. Association for Computing Machinery.
- [11] A. Correia, P. Felber, and P. Ramalhete. The Code for RedoDB. <https://github.com/pramalhe/RedoDB>.
- [12] A. Correia, P. Felber, and P. Ramalhete. Romulus: Efficient algorithms for persistent transactional memory. In *Proceedings of the 30th on Symposium on Parallelism in Algorithms and Architectures, SPAA '18*, pages 271–282, New York, NY, USA, 2018. Association for Computing Machinery.

- [13] A. Correia, P. Felber, and P. Ramalhete. Persistent memory and the rise of universal constructions. In *Proceedings of the Fifteenth European Conference on Computer Systems*, EuroSys '20, New York, NY, USA, 2020. Association for Computing Machinery.
- [14] A. Correia, P. Ramalhete, and P. Felber. A wait-free universal construction for large objects. In *Proceedings of the 25th ACM SIGPLAN Symposium on Principles and Practice of Parallel Programming*, PPOPP '20, pages 102–116, New York, NY, USA, 2020. Association for Computing Machinery.
- [15] D. Dice, V. J. Marathe, and N. Shavit. Lock cohorting: a general technique for designing numa locks. *ACM SIGPLAN Notices*, 47(8):247–256, 2012.
- [16] P. Fatourou and N. D. Kallimanis. A highly-efficient wait-free universal construction. In *Proceedings of the Twenty-Third Annual ACM Symposium on Parallelism in Algorithms and Architectures*, SPAA '11, pages 325–334, New York, NY, USA, 2011. Association for Computing Machinery.
- [17] P. Fatourou and N. D. Kallimanis. Revisiting the combining synchronization technique. In *Proceedings of the 17th ACM SIGPLAN Symposium on Principles and Practice of Parallel Programming*, PPOPP '12, pages 257–626, New York, NY, USA, 2012. Association for Computing Machinery.
- [18] P. Fatourou and N. D. Kallimanis. Highly-efficient wait-free synchronization. *Theory of Computing Systems*, 55(3):475–520, 2014.
- [19] P. Fatourou and N. D. Kallimanis. Lock oscillation: Boosting the performance of concurrent data structures. In *21st International Conference on Principles of Distributed Systems (OPODIS 2017)*. Schloss Dagstuhl-Leibniz-Zentrum fuer Informatik, 2018.
- [20] M. Friedman, M. Herlihy, V. Marathe, and E. Petrank. A persistent lock-free queue for non-volatile memory. *ACM SIGPLAN Notices*, 53(1):28–40, 2018.
- [21] D. Hendler, I. Incze, N. Shavit, and M. Tzafrir. Flat combining and the synchronization-parallelism tradeoff. In *Proceedings of the twenty-second annual ACM symposium on Parallelism in algorithms and architectures*, pages 355–364, 2010.
- [22] M. P. Herlihy and J. M. Wing. Linearizability: A correctness condition for concurrent objects. *ACM Trans. Program. Lang. Syst.*, 12(3):463–492, July 1990.
- [23] J. Izraelevitz, T. Kelly, and A. Kolli. Failure-atomic persistent memory updates via justdo logging. *SIGPLAN Not.*, 51(4):427–442, Mar. 2016.
- [24] J. Izraelevitz, H. Mendes, and M. L. Scott. Linearizability of persistent memory objects under a full-system-crash failure model. In *Proceedings of the 30th International Symposium of Distributed Computing*, volume LNCS 9888 of *DISC '16*, pages 313–327. Springer, 2016.
- [25] N. D. Kallimanis. Synch: A framework for concurrent data-structures and benchmarks. <https://github.com/nkallima/sim-universal-construction>.
- [26] D. Klaftenegger, K. Sagonas, and K. Winblad. Queue delegation locking. *IEEE Transactions on Parallel and Distributed Systems*, 29(3):687–704, 2018.
- [27] B. Lu, X. Hao, T. Wang, and E. Lo. Dash: Scalable hashing on persistent memory. *Proc. VLDB Endow.*, 13(8):1147–1161, Apr. 2020.
- [28] J. M. Mellor-Crummey and M. L. Scott. Algorithms for scalable synchronization on shared-memory multiprocessors. *ACM Transactions on Computer Systems (TOCS)*, 9(1):21–65, 1991.

- [29] M. M. Michael and M. L. Scott. Simple, fast, and practical non-blocking and blocking concurrent queue algorithms. In *Proceedings of the fifteenth annual ACM symposium on Principles of distributed computing*, pages 267–275, 1996.
- [30] A. Morrison and Y. Afek. Fast concurrent queues for x86 processors. In *Proceedings of the 18th ACM SIGPLAN symposium on Principles and practice of parallel programming*, pages 103–112, 2013.
- [31] F. Nawab, J. Izraelevitz, T. Kelly, C. B. Morrey III, D. R. Chakrabarti, and M. L. Scott. Dali: A periodically persistent hash map. In *Proceedings of the 31st International Symposium on Distributed Computing, DISC '17*. Springer Verlag, 2017.
- [32] Y. Oyama, K. Taura, and A. Yonezawa. Executing parallel programs with synchronization bottlenecks efficiently. In *Proceedings of International Workshop on Parallel and Distributed Computing for Symbolic and Irregular Applications (PDSIA '99)*, pages 182–204, 1999.
- [33] PMDK. The persistent memory development kit. <https://github.com/pmem/pmdk/>.
- [34] P. Ramalhete, A. Correia, P. Felber, and N. Cohen. Onefile: A wait-free persistent transactional memory. In *2019 49th Annual IEEE/IFIP International Conference on Dependable Systems and Networks (DSN)*, pages 151–163. IEEE, 2019.
- [35] M. Rusanovsky, O. Ben-Baruch, D. Hendler, and P. Ramalhete. A flat-combining-based persistent stack for non-volatile memory, 2020.
- [36] S. Timnat and E. Petrank. A practical wait-free simulation for lock-free data structures. In *ACM SIGPLAN Symposium on Principles and Practice of Parallel Programming, PPOPP '14, Orlando, FL, USA, February 15-19, 2014*, pages 357–368, 2014.
- [37] H. Volos, A. J. Tack, and M. M. Swift. Mnemosyne: Lightweight persistent memory. *SIGPLAN Not.*, 46(3):91–104, Mar. 2011.
- [38] H. Wen, W. Cai, M. Du, B. Valpey, and M. L. Scott. Brief Announcement: Building Fast Recoverable Persistent Data Structures with Montage. In H. Attiya, editor, *34th International Symposium on Distributed Computing (DISC 2020)*, volume 179 of *Leibniz International Proceedings in Informatics (LIPIcs)*, pages 52:1–52:3, Dagstuhl, Germany, 2020. Schloss Dagstuhl–Leibniz-Zentrum für Informatik.

A Blocking Recoverable Queue

We present PBQUEUE, a blocking queue based on PBCOMB. PBQUEUE uses a singly linked list L to store the nodes of the queue. It employs two instances of PBCOMB, namely I_E and I_D , to synchronize the enqueueers and the dequeuers, respectively; this results in increased parallelism as it supports enqueues that are executed concurrently with dequeues. To achieve this, the first node of L plays the role of a dummy node.

```

type RequestRec {
    // all its fields are stored in the same cache line
    {ENQUEUE, DEQUEUE} func
    Integer arg
    Integer seq          // seq and activate are stored in the same memory word
    Bit activate
}
type Node {
    Data data
    Node *next
}
type EStateRec {
    Node *Tail
    ReturnValue ReturnVal[0..n - 1]
    Bit Deactivate[0..n - 1]
}
type DStateRec {
    Node *Head
    ReturnValue ReturnVal[0..n - 1]
    Bit Deactivate[0..n - 1]
}

▷ Shared non-volatile variable:
Node DUMMY          // initially,  $\langle \perp, \perp \rangle$ 

▷ Shared volatile variables:
Node *oldTail        // initially, &DUMMY
Set(Node*) toPersist // initially,  $\emptyset$ 

▷ Shared non-volatile variables used by the PBQUEUEENQ instance of PBCOMB:
RequestRec ERequest[0..n - 1] // initially,  $\langle \langle \perp, \perp, 0, 0 \rangle, \dots, \langle \perp, \perp, 0, 0 \rangle \rangle$ 
EStateRec EState[0..1]        // initially,  $\langle \&DUMMY, \langle \perp, \dots, \perp \rangle, \langle 0, \dots, 0 \rangle \rangle$ 
Bit EIndex                   // initially, 0

▷ Shared volatile variable used by the PBQUEUEENQ instance of PBCOMB:
Integer ELock                // initially, 0

▷ Shared non-volatile variables used by the PBQUEUEDEQ instance of PBCOMB:
RequestRec DRequest[0..n - 1] // initially,  $\langle \langle \perp, \perp, 0, 0 \rangle, \dots, \langle \perp, \perp, 0, 0 \rangle \rangle$ 
DStateRec DState[0..1]        // initially,  $\langle \&DUMMY, \langle \perp, \dots, \perp \rangle, \langle 0, \dots, 0 \rangle \rangle$ 
Bit DIndex                   // initially, 0

▷ Shared volatile variable used by the PBQUEUEDEQ instance of PBCOMB:
Integer DLock                // initially, 0

```

Figure 5: Types and initialization of PBQUEUE.

A combiner in I_E serves only enqueue requests, while a combiner in I_D serves only dequeue requests. I_E stores just the tail of the queue in the *st* field of its *StateRec* records, whereas I_D stores just the head. We denote by *EStateRec* (*DStateRec*), *ERequest* (*DRequest*), *EState* (*DState*), and *EIndex* (*DIndex*) the *StateRec*, *Request*, *State*, and *MIndex* of PBCOMB used by I_E (I_D), as shown in Figure 5. Algorithms 3-4 provide the codes for the enqueueers, the dequeuers, and the standard sequential codes of the ENQUEUE and the DEQUEUE operations. The recovery function (which is similar to that of PBCOMB) is presented in Algorithm 5. Parts that differentiate from PBCOMB are highlighted in red and is responsible for persistence (e.g., it persists the nodes of L), as described below. The rest of the code resembles that of PBCOMB and it is easy to follow.

The persistence scheme of PBCOMB guarantees that the head and the tail of the simulated queue are persistent. In order to persist the changes performed on L , each enqueue combiner maintains a set *toPersist* containing pointers to those nodes of L that have either been updated

Algorithm 3: PBQUEUE – Code of PBQUEUE and PBQUEUEENQ for process $p \in \{0, \dots, n-1\}$

Procedure ReturnValue PBQUEUE(Function $func$, Data arg , Integer seq)

```

1 if  $func = \text{ENQUEUE}$  then PBQUEUEENQ( $args, seq$ )
2 else PBQUEUEDEQ( $seq$ )

```

Procedure PBQUEUEENQ(Data arg , Integer seq)

```

// Announce request
3  $ERequest[p] := \langle \text{ENQUEUE}, Arg, seq, 1 - ERequest[p].activate \rangle$ 
4 return PERFORMENQREQ()

```

Procedure ReturnValue PERFORMENQREQ()

```

5 Bit  $ind$  // local variable of process  $p$ 
6 Integer  $lval$  // local variable of process  $p$ 
7 while true do
8    $lval := ELock$ 
9   if  $lval \bmod 2 = 0$  and  $CAS(ELock, lval, lval + 1) = true$  then
10    break;
11    wait until  $ELock \neq lval$ 
12    if  $ERequest[p].activate = EState[EIndex].Deactivate[p]$  then
13    return  $EState[EIndex].ReturnVal[p]$ ;
14  $ind := 1 - EIndex$ 
15  $EState[ind] := EState[EIndex]$  // create a copy of current state
16  $oldTail := EState[ind].Tail$ 
17 for  $q \leftarrow 0$  to  $n-1$  do
18   // if  $q$  has a request that is not yet Applied
19   if  $ERequest[q].activate \neq EState[ind].Deactivate[q]$  then
20     add  $EState[ind].Tail$  to  $toPersist$ 
21     ENQUEUE( $\&EState[ind].Tail, ERequest[q].arg$ )
22      $EState[ind].ReturnVal[q] := ACK$ 
23      $EState[ind].Deactivate[q] := ERequest[q].activate$ 
24 add  $EState[ind].Tail$  to  $toPersist$ 
25 foreach  $e \in toPersist$  do  $pwb(e)$ 
26  $pwb(ERequest)$  // persist all items of  $ERequest$ 
27  $pwb(\&EState[ind])$ 
28  $pfence()$ 
29  $EIndex := ind$ 
30  $pwb(\&EIndex)$ 
31  $psync()$ 
32  $oldTail := \perp$ 
33  $toPersist = \emptyset$ 
34  $ELock := ELock + 1$ 
35 return  $EState[EIndex].ReturnVal[p]$ 

```

Procedure ENQUEUE(Node $**Tail$, Data arg)

```

35 Node  $*newnode := \text{allocate}$  a new structure Node
36  $newnode \rightarrow data := arg$ 
37  $newnode \rightarrow next := \perp$ 
38 ( $*Tail$ )  $\rightarrow next := newnode$ 
39  $*Tail := newnode$ 

```

Algorithm 4: PBQUEUE – Code of PBQUEUEDEQ for process $p \in \{0, \dots, n-1\}$

Procedure Node *PBQUEUEDEQ(Integer seq)

```

// Announce request
40  $DRequest[p] := \langle DEQUEUE, Args, seq, 1 - DRequest[p].activate \rangle$ 
41 return PERFORMREQUEST()

```

Procedure ReturnValue PERFORMREQUEST()

```

42 Bit  $ind$  // local variable of process  $p$ 
43 Integer  $lval$  // local variable of process  $p$ 
44 while true do
45    $lval := DLock$ 
46   if  $lval \bmod 2 = 0$  and  $CAS(DLock, lval, lval + 1) = \text{true}$  then
47     break;
48   wait until  $DLock \neq lval$ 
49   if  $DRequest[p].activate = DState[DIndex].Deactivate[p]$  then
50     return  $DState[DIndex].ReturnVal[p]$ ;
51  $ind := 1 - DIndex$ 
52  $DState[ind] := DState[DIndex]$  // create a copy of current state
53 for  $q \leftarrow 0$  to  $n-1$  do
54   // if  $q$  has a request that is not yet Applied
55   if  $DRequest[q].activate \neq DState[ind].Deactivate[q]$  then
56     if  $oldTail \neq DState[ind].Head$  then
57        $returnVal := DEQUEUE(\&DState[ind].Head)$ 
58     else  $returnVal := \perp$ 
59      $DState[ind].ReturnVal[q] := returnVal$ 
60      $DState[ind].Deactivate[q] := DRequest[q].activate$ 
61  $pwb(DRequest)$  // persist all items of  $DRequest$ 
62  $pwb(\&DState[ind])$ 
63  $pfence()$ 
64  $DIndex := ind$ 
65  $pwb(\&DIndex)$ 
66  $psync()$ 
67  $DLock := DLock + 1$ 
68 return  $DState[DIndex].ReturnVal[p]$ 

```

Procedure Node *DEQUEUE(Node ** $Head$)

```

68 Node * $ret := (*Head) \rightarrow next$ 
69 if  $ret \neq \perp$  then  $*Head := (*Head) \rightarrow next$ 
70 return  $ret$ 

```

Algorithm 5: PBQUEUE – Code of Recover for process $p \in \{0, \dots, n-1\}$

Procedure ReturnValue Recover(Function $func$, Data arg , Integer seq)

```

71 if  $func = \text{ENQUEUE}$  then
72   // if request is not yet announced
73   if  $ERequest[p].seq \neq seq$  then return PBQUEUE( $func, Args, seq$ );
74   // if request is not yet applied
75   if  $ERequest[p].activate \neq EState[MIndex].Deactivate[p]$  then
76     return PERFORMENQREQ()
77   // request is applied
78   return  $EState[EIndex].ReturnVal[p]$ 
79 else
80   // if request is not yet announced
81   if  $DRequest[p].seq \neq seq$  then return PBQUEUE( $func, Args, seq$ );
82   // if request is not yet applied
83   if  $DRequest[p].activate \neq DState[MIndex].Deactivate[p]$  then
84     return PERFORMENQREQ()
85   // request is applied
86   return  $DState[DIndex].ReturnVal[p]$ 

```

(specifically, its *next* pointer) or been created by the combiner (lines 19 and 23). After its simulation phase, a combiner persists its modifications on L by executing a **pw** for each element of *toPersist* (line 24). These **pw**s are necessary; otherwise, the modifications performed by the combiner on L will not survive after a crash, which may result in an inconsistent state and violate durable linearizability. (We allocate new nodes in contiguous memory regions, thus these **pw**s persist as few cache lines as possible.)

Note that a **DEQUEUE** operation only updates the head of the simulated queue and does not modify the nodes of L . Therefore, the effects of a dequeue combiner on the simulated state of the queue are correctly persisted by **PBQUEUE**. However, there is the following subtlety that needs to be addressed, regarding the nodes of L that can be removed by the dequeue combiners. An enqueue combiner simulates the active **ENQUEUE** requests by directly modifying the nodes of L and persists these modifications later. Thus, if no care is taken, a dequeue combiner p_d may remove from L nodes that have been appended by an active enqueue combiner p_e . Then, the dequeue combiner may complete (and thus the corresponding served **DEQUEUE** operations may respond) before the enqueue combiner persists its modifications. This jeopardizes detectability. Specifically, assume that p_d has removed a node containing data d while simulating a **DEQUEUE** request D , which has been appended in the list by p_e while simulating an **ENQUEUE**(d) request E . The process that announced D responds with d before p_e persists its modifications while simulating E . If a crash occurs, during recovery, the simulated state of the queue will not contain the response of E and thus E is considered not applied, after the crash. So, after the crash, it is like E has never enqueued d , since otherwise, it should be able to find its response. However, D has already responded with d before the crash. Durable linearizability still holds but detectability is violated.

To address this, **PBQUEUE** disallows dequeue combiners to remove any node of L that has not yet been persisted. It achieves this by using a shared volatile variable *oldTail*, which is initially \perp . Before it starts simulating **ENQUEUE** requests, an enqueue combiner sets *oldTail* to point to the last node of L (line 16), and just before releasing the lock, it resets *oldTail* to \perp (line 31). If it holds that *oldTail* $\neq \perp$, an active enqueue is appending nodes to L after the node pointed by *oldTail*. In that case, the dequeue combiner removes nodes from L only as long as *oldTail* is not reached (lines 55-56). When *oldTail* is reached, the dequeue combiner reports that the queue is empty for the corresponding **DEQUEUE** requests (line 57).

B Wait-Free Recoverable Queue

PWFQUEUE borrows ideas from **SIMQUEUE** [16, 18], so the description below follows that in [16, 18]. **PWFQUEUE** uses two instances of **PWFComb**. The first is used to synchronize the enqueueers and the second to synchronize the dequeuers. To achieve independent execution of the enqueueers from the dequeuers, the first node in the list is always considered as a dummy node. We denote by *EStateRec*, *ERequest*, *EState*, and *ES* the instances of *StateRec*, *Request*, *State*, and *S* of **PWFComb** used by the enqueueers. Similarly, we denote by *DStateRec*, *DRequest*, *DState*, and *DS* the instances of *StateRec*, *Request*, *State*, and *S* of **PWFComb** used by the dequeuers. The queue is implemented by a singly-linked list, where *DS* \rightarrow *Head* points to the head node of the queue and *ES* \rightarrow *Tail* points to the tail node of the queue.

Algorithm 6 provides the code for the enqueueers, where parts that differentiate from **PWFComb** are identified in red. A thread p executing an enqueue request will also try to serve enqueue requests by other enqueueers. It does so by creating a local list of new nodes that will eventually be appended to the current state of the queue. Note that *EStateRec* contains not only a pointer, *oldTail*, to the element reached by following *next* pointers starting from the head of the queue, but also two pointers, called *lHead* and *Tail*, pointing to the first and last elements, respectively, of the local list created by the last combiner that updated *ES*. We

Algorithm 6: PWFQUEUE – Code of PWFQUEUE and PWFENQUEUE for process $p \in \{0, \dots, n-1\}$

Procedure ReturnValue PWFQUEUE(Function *func*, Data *arg*, Integer *seq*)

```

1 if func = ENQUEUE then PWFENQUEUE(arg, seq)
2 else PWFDEQUEUE(seq)

```

Procedure PWFENQUEUE(Data *arg*, Integer *seq*)

```

// Announce request
3 ERequest[p] := (ENQUEUE, arg, seq, 1 - ERequest[p].activate)
4 Backoff()
5 return PERFORMENQREQ()

```

Procedure ReturnValue PERFORMENQREQ()

```

6 EStateRec *lsPtr
7 for l ← 1 to 2 do
8   lsPtr := LL(ES)
9   Bit ind := lsPtr → Index[p]
10  EState[i][ind] := *lsPtr // copy current state
11  if VL(ES) = false then continue
12  if EState[p][ind].oldTail ≠ ⊥ and EState[p][ind].oldTail → next = ⊥ then
13    ENQUEUECONNECT(&EState[p][ind])
14  for q ← 0 to n - 1 do
15    // if q has a request that is not yet Applied
16    if ERequest[q].activate ≠ EState[p][ind].Deactivate[q] then
17      ENQUEUE(&EState[p][ind], ERequest[q].arg)
18      EState[p][ind].ReturnVal[q] := ACK
19      EState[p][ind].Deactivate[q] := ERequest[q].activate
19  if VL(ES) = true then
20    EState[p][ind].Index[p] := 1 - EState[p][ind].Index[p]
21    foreach e ∈ newItems do pwb(e)
22    pwb(&EState[p][ind])
23    pfence()
24    lval := EState[p][ind].flush
25    if lval mod 2 = 0 then
26      lval := lval + 1
27      EState[p][ind].flush := lval
28    // Try to change the contents of ES
29    if SC(ES, &EState[p][ind]) = true then
30      pwb(&ES)
31      psync()
32      CAS(&(EState[p][ind].flush), lval, lval + 1)
33      return ES → ReturnVal[p]
34    BackoffCalculate();
34 lsPtr := ES
35 lval := lsPtr → flush
36 if lval mod 2 = 1 then
37   pwb(&ES)
38   psync()
39   CAS(&(lsPtr → flush), lval, lval + 1)
40 return ES → ReturnVal[p]

```

Procedure ENQUEUE(EStateRec *ls, Data *arg*)

```

41 Node *newnode := allocate a new structure Node
42 newnode → data := arg
43 newnode → next := ⊥
44 add newnode to newItems
45 if ls → oldTail = ⊥ then
46   ls → oldTail := ls → Tail
47   ls → oldTailNext := newnode
48 ls → Tail → next := newnode
49 ls → Tail := newnode

```

Procedure ENQUEUECONNECT(EStateRec *ls)

```

50 if ls → oldTail → next = ⊥ then
51   CAS(&(ls → oldTail → next), ⊥, MARK(ls → lhead))
52 if ISMARKED(ls → oldTail → next) = true then
53   pwb(&(ls → oldTail → next))
54   ls → oldTail → next := UNMARK(ls → oldTail → next) // only for performance

```

Algorithm 7: PWFQUEUE – Code of PWFDEQUEUE for process $p \in \{0, \dots, n-1\}$

Procedure Node *PWFDEQUEUE(Integer seq)

```

// Announce request
55  $DRequest[p] := \langle DEQUEUE, \perp, seq, 1 - DRequest[p].activate \rangle$ 
56 Backoff()
57 return PERFORMDEQREQ()

```

Procedure ReturnValue PERFORMDEQREQ()

```

58  $DStateRec *lsPtr$ 
59 for  $l \leftarrow 1$  to 2 do
60    $lsPtr := LL(DS)$ 
61   Bit  $ind := lsPtr \rightarrow Index[p]$ 
62    $DState[i][ind] := *lsPtr$  // copy current state
63   if  $VL(DS) = false$  then continue
64   for  $q \leftarrow 0$  to  $n-1$  do
65     // if  $q$  has a request that is not yet Applied
66     if  $DRequest[q].activate \neq DState[p][ind].Deactivate[q]$  then
67       if  $DState[p][ind].Head \rightarrow next = \perp$  then
68         |  $DequeueConnect()$ 
69       if  $DState[p][ind].Head \rightarrow next \neq \perp$  then
70         |  $returnVal := DEQUEUE(\&DState[p][ind].Head)$ 
71       else  $returnVal := \perp$ 
72        $DState[p][ind].ReturnVal[q] := returnVal$ 
73        $DState[p][ind].Deactivate[q] := DRequest[q].activate$ 
74   if  $VL(DS) = true$  then
75      $DState[p][ind].Index[p] := 1 - DState[p][ind].Index[p]$ 
76      $pwb(\&DState[p][ind])$ 
77      $pfence()$ 
78      $lval := DState[p][ind].flush$ 
79     if  $lval \bmod 2 = 0$  then
80       |  $lval := lval + 1$ 
81       |  $DState[p][ind].flush := lval$ 
82     // Try to change the contents of  $DS$ 
83     if  $SC(DS, \&DState[p][ind]) = true$  then
84       |  $pwb(\&DS)$ 
85       |  $psync()$ 
86       |  $CAS(\&(DState[p][ind].flush), lval, lval + 1)$ 
87       | return  $DS \rightarrow ReturnVal[p]$ 
88     BackoffCalculate();
89    $lsPtr := DS$ 
90    $lval := lsPtr \rightarrow flush$ 
91   if  $lval \bmod 2 = 1$  then
92     |  $pwb(\&DS)$ 
93     |  $psync()$ 
94     |  $CAS(\&(lsPtr \rightarrow flush), lval, lval + 1)$ 
95   return  $DS \rightarrow ReturnVal[p]$ 

```

Procedure Node *DEQUEUE(Node ** $Head$)

```

94 Node * $ret := (*Head) \rightarrow next$ 
95 if  $ISMARKED(ret) = true$  then
96   |  $ret := UNMARK(ret)$ 
97    $*Head := ret$ 
98 return  $ret$ 

```

Procedure DEQUEUECONNECT()

```

99  $EStateRec *lsPtr$ 
100 Node * $oldTail$ 
101 Node * $oldTailNext$ 
102  $lsPtr := LL(ES)$ 
103  $oldTail := lsPtr \rightarrow oldTail$ 
104  $oldTailNext := lsPtr \rightarrow oldTailNext$ 
105 if  $VL(ES)$  and  $oldTail \rightarrow next = \perp$  then
106   |  $CAS(\&(oldTail \rightarrow next), \perp, MARK(oldTailNext))$ 

```

```

type RequestRec {
    {ENQUEUE, DEQUEUE} func
    Integer arg
    Integer seq          // seq and activate are in the same memory word
    Bit activate
}
type Node {
    Data data
    Node *next
}
type EStateRec {
    Node *Tail
    Node *oldTail
    Node *lhead
    ReturnValue ReturnVal[0..n - 1]
    Bit Deactivate[0..n - 1]
    Bit Index[0..n - 1]
    Integer isFlushed
}
type DStateRec {
    Node *Head
    ReturnValue ReturnVal[0..n - 1]
    Bit Deactivate[0..n - 1]
    Bit Index[0..n - 1]
    Integer flush
}
}
▷ Local volatile variable:
Set(Node*) newItem
▷ Shared non-volatile variable:
Node DUMMY          // initially,  $\langle \perp, \perp \rangle$ 
▷ Shared non-volatile variables used by the PWFENQUEUE instance of PWFComb:
RequestRec ERequest[0..n - 1] // initially  $\langle \langle \perp, \perp, 0, 0 \rangle, \dots, \langle \perp, \perp, 0, 0 \rangle \rangle$ 
EStateRec EState[0..n][0..1] // initially,  $\langle \langle \&DUMMY, \perp, \perp, \perp, \langle \perp, \dots, \perp \rangle, \langle 0, \dots, 0 \rangle, \langle 0, \dots, 0 \rangle, 0 \rangle \rangle$ 
EStateRec *ES := &EState[n][0] // initially, ES points to EState[n][0]
▷ Shared non-volatile variables used by the PWFDEQUEUE instance of PWFComb:
RequestRec DRequest[0..n - 1] // initially  $\langle \langle \perp, \perp, 0, 0 \rangle, \dots, \langle \perp, \perp, 0, 0 \rangle \rangle$ 
DStateRec DState[0..n][0..1] // initially,  $\langle \langle \&DUMMY, \langle \perp, \dots, \perp \rangle, \langle 0, \dots, 0 \rangle, \langle 0, \dots, 0 \rangle, 0 \rangle \rangle$ 
DStateRec *DS := &DState[n][0] // initially, DS points to DState[n][0]

```

Figure 6: Types and initialization of PWFQUEUE.

remark that at every point in time, the state of the queue is comprised of all nodes (other than the dummy) that can be reached by following next pointers starting from the node pointed to by $DS \rightarrow Head$, as well as of all nodes that can be reached by following the *next* pointers starting from the node pointed to by $ES \rightarrow lHead$. Thus, $ES \rightarrow oldTail$ points to the node that was the tail of the queue before the last *SC* on *ES* was performed, $ES \rightarrow Tail$ points to the current tail node of the queue, and *lHead* points to a node that will end up to be the node pointed to by $ES \rightarrow oldTail \rightarrow next$. The linking of $ES \rightarrow oldTail \rightarrow next$ to point to $ES \rightarrow lHead$ is performed by all enqueueers, by calling `ENQUEUECONNECT` (line 13), before they proceed to serve any request.

Algorithm 7 provides the code for the dequeuers. The only subtlety is that a dequeuer should also ensure that the entire queue (which is now comprised of two lists) is connected before it proceeds to serve the dequeues, as otherwise consistency may be jeopardized. This is done by calling `DEQUEUECONNECT` (line 67). The rest of the code resembles that of `PWFComb` and is therefore easy to follow.

The persistence scheme of `PWFQUEUE` follows that of `PWFComb`. The persistence of `PWFComb` guarantees that each of its two instances utilized in `PWFQUEUE` is persistent. The only subtlety comes from the necessity to connect the two parts of the linked list representing the queue. An enqueueer has to persist the new value of the *next* field of the node it updates in `ENQUEUECONNECT`, for the following reason. Assume that two enqueue operations are executed by the same thread without any dequeuer to take steps in the mean-time. Thus, new nodes

Algorithm 8: PWFQUEUE – Code of Recover for process $p \in \{0, \dots, n-1\}$

Procedure ReturnValue Recover(Function $func$, Data arg , Integer seq)

```
107 if  $func = \text{ENQUEUE}$  then
    // if request is not yet announced
108   if  $ERequest[p].seq \neq seq$  then return PWFQUEUE( $func, arg, seq$ );
    // if request is not yet applied
109   if  $ERequest[p].activate \neq ES \rightarrow Deactivate[p]$  then
110     Backoff()
111     return PERFORMENQREQ()
    // request is applied
112   return  $ES \rightarrow ReturnVal[p].ret$ 
113 else
    // if request is not yet announced
114   if  $DRequest[p].seq \neq seq$  then return PWFQUEUE( $func, arg, seq$ );
    // if request is not yet applied
115   if  $DRequest[p].activate \neq DS \rightarrow Deactivate[p]$  then
116     Backoff()
117     return PERFORMDEQREQ()
    // request is applied
118   return  $DS \rightarrow ReturnVal[p].ret$ 
```

have been connected to the linked list implementing the queue twice. If a crash occurs, upon recovery, the three pointers stored in ES allows us to recover just the last of these connections (since ES is persisted on lines 29 and 37). This results in an inconsistent state.

Note that although dequeuers also help connecting the two parts of the list, they do not have to persist the *next* field of the node nd updated in DEQUEUECONNECT. Assume that a DEQUEUE operation has been persisted after traversing a link which has not been persisted yet. If the system fails, upon recovery, the head of the list has been persisted to point to a subsequent node to nd and thus nd will be never be accessed by any dequeuer again.