

Performance Evaluation of Mixed-Precision Runge-Kutta Methods

Ben Burnett

University of Massachusetts Dartmouth
bburnett@umassd.edu

Sigal Gottlieb

University of Massachusetts Dartmouth
sgottlieb@umassd.edu

Zachary J. Grant

Oak Ridge National Laboratory
grantzj@ornl.gov

Alfa Heryudono

University of Massachusetts Dartmouth
aheryudono@umassd.edu

Abstract—Additive Runge-Kutta methods designed for preserving highly accurate solutions in mixed-precision computation were proposed and analyzed in [8]. These specially designed methods use reduced precision for the implicit computations and full precision for the explicit computations. We develop a FORTRAN code to solve a nonlinear system of ordinary differential equations using the mixed precision additive Runge-Kutta (MP-ARK) methods on IBM POWER9 and Intel x86_64 chips. The convergence, accuracy, runtime, and energy consumption of these methods is explored. We show that these MP-ARK methods efficiently produce accurate solutions with significant reductions in runtime (and by extension energy consumption).

Index Terms—Mixed-precision, multiprecision, Runge-Kutta, numerical methods

I. INTRODUCTION

The use of mixed precision to enhance performance of numerical algorithms is gaining in popularity, as evidenced by the emergence of mixed precision algorithms for common linear algebra operations [1] to aid in the evaluation of large computational networks for deep learning. Mixed precision simulations aim to combine the efficiency of low precision with the accuracy of high precision computations. However, care is needed here to prevent the low precision computations from degrading the overall accuracy of the method, or the high precision computations from adversely impacting the efficiency.

In [2], the authors explored several mixed precision algorithms for solving sparse linear systems and identified algorithms that benefit from a mixed precision implementation and others that do not. However, while the performance of mixed precision algorithms for linear algebra applications has been studied [2] [3] [4] [5] [6] [7], mixed precision algorithms for solving ordinary differential equations (ODEs) have only recently been proposed. In [8] Z. Grant proposed a numerical analysis framework for development of mixed-precision Runge-Kutta methods by using an additive Runge-Kutta method approach and framing the use of multiple precisions as a perturbation. Using this rigorous approach, [8] developed novel methods that reduce the cost of the computationally expensive implicit stages in the Runge-Kutta methods by employing a low precision computation. Meanwhile, the structure of the MP-ARK is designed to suppress the low precision

errors either by introducing inexpensive explicit high-precision correction terms, or by designing novel methods that internally suppress the low precision perturbations.

The work in [8] focused on the development of a framework for analysis of MP-ARK methods, and the development and convergence verification of such MP-ARK methods, using a simplified "chopping" routine to simulate low precision in MATLAB. In this work, we revisit the novel methods in [8] and evaluate their performance on multiple CPU architectures in single, double, and quadruple precision. We first confirm that these methods converge as expected. Next, we demonstrate that for a given level of accuracy, the mixed precision codes provide reductions in runtime (and by extension energy consumption) ranging from 2 times speed up to upwards of 15 times speed up.

II. MP-ARK METHODS

For this study we looked at three of the methods outlined in [8]: the mixed precision implicit midpoint method with and without correction steps, the mixed-precision SDIRK method with and without correction steps, and a novel MP-ARK method from [8] designed to suppress the low precision errors without additional correction steps. In this section we describe these methods.

A. Mixed Precision Methods Based on the Implicit Midpoint Rule

The implicit midpoint method was the main motivating method of the original paper. It was used as the base example for mixed precision methods and a demonstration of the perturbed Runge-Kutta analysis to them. The base method is given by

$$\begin{aligned}y^{(1)} &= u^n + \frac{\Delta t}{2}F(y^{(1)}) \\u^{n+1} &= u^n + \Delta tF(y^{(1)})\end{aligned}$$

The mixed precision formulation of this method is then defined as

$$y^{(1)} = u^n + \frac{\Delta t}{2}F^\epsilon(y^{(1)}) \quad (1a)$$

$$u^{n+1} = u^n + \Delta tF(y^{(1)}) \quad (1b)$$

where ϵ represents the precision level for the low precision evaluation.

The low precision evaluation of the implicit solver in the first stage of Equation (1) requires a subroutine that maps the variables low precision, performs a Newton iteration with tolerances that are consistent with the level of the low precision, and returns the low precision value of the variable $y^{(1)}$. This value is then cast to a high precision variable $y^{(1)}$ to be used in the explicit second step of Equation (1).

Adding explicit high precision correction steps to the mixed precision implicit midpoint rule (1) we define the *corrected MP-IMR* with $p - 1$ correction terms

$$y_{[0]}^{(1)} = u^n + \frac{\Delta t}{2} F^\epsilon(y_{[0]}^{(1)}) \quad (2a)$$

$$y_{[k]}^{(1)} = u^n + \frac{\Delta t}{2} F(y_{[k-1]}^{(1)}) \text{ for } k = 1, \dots, p-1 \quad (2b)$$

$$u^{n+1} = u^n + \Delta t F(y_{[p-1]}^{(1)}) \quad (2c)$$

The additional correction stages are performed at high precision but they are cheap explicit computations, while the implicit solves, though performed in low precision, are expected to be the computationally dominant. The rationale behind the correction stage approach is that the gain in accuracy will be well-worth the extra two cheap explicit stage. Of course, the purpose of our numerical experiments will be to verify this assumption.

B. Mixed Precision SDIRK method with and without corrections

The singly diagonally implicit Runge-Kutta (SDIRK) method is a higher order than the implicit midpoint method and involves two implicit stages. The mixed precision SDIRK method with $p - 1$ correction terms is (where $k = 1 : p - 1$)

$$\begin{aligned} y_{[0]}^{(1)} &= u^n + \gamma \Delta t F^\epsilon(y_{[0]}^{(1)}) \\ y_{[k]}^{(1)} &= u^n + \gamma \Delta t F(y_{[k-1]}^{(1)}) \end{aligned} \quad (3)$$

$$y_{[0]}^{(2)} = y^n + (1 - 2\gamma) \Delta t F(y_{[p-1]}^{(1)}) + \gamma \Delta t F^\epsilon(y_{[0]}^{(2)})$$

$$y_{[k]}^{(2)} = y^n + (1 - 2\gamma) \Delta t F(y_{[p-1]}^{(1)}) + \gamma \Delta t F(y_{[k-1]}^{(2)})$$

$$y^{n+1} = u^n + \frac{\Delta t}{2} F(y_{[p-1]}^{(1)}) + \frac{\Delta t}{2} F(y_{[p-1]}^{(2)}).$$

C. Mixed precision 4s3p MP-ARK method

The novel mixed precision additive Runge-Kutta method (MP-ARK) developed by Z. Grant [8] is defined by

$$y^{(1)} = u^n + \Delta t A_{1,1}^\epsilon F^\epsilon(y^{(1)}) \quad (4a)$$

$$y^{(2)} = u^n + \Delta t A_{2,1} F(y^{(1)}) \quad (4b)$$

$$\begin{aligned} y^{(3)} &= u^n + \Delta t [A_{3,1} F(y^{(1)}) + A_{3,2} F(y^{(2)})] \\ &+ \Delta t [A_{3,1}^\epsilon F^\epsilon(y^{(1)}) + A_{3,3}^\epsilon F^\epsilon(y^{(3)})] \end{aligned} \quad (4c)$$

$$\begin{aligned} y^{(4)} &= u^n + \Delta t [A_{4,1} F(y^{(1)}) + A_{4,2} F(y^{(2)}) \\ &+ A_{4,3} F(y^{(3)})] \end{aligned} \quad (4d)$$

$$u^{n+1} = u^n + \frac{1}{2} \Delta t [(y^{(2)}) + (y^{(4)})] \quad (4e)$$

where A and A^ϵ are

$$\begin{aligned} A_{2,1} &= 0.211324865405187, & A_{3,1} &= 0.709495523817170, \\ A_{3,2} &= -0.865314250619423, & A_{4,1} &= 0.705123240545107, \\ A_{4,2} &= 0.943370088535775, & A_{4,3} &= -0.859818194486069, \\ A_{1,1}^\epsilon &= 0.788675134594813, & A_{3,1}^\epsilon &= 0.051944240459852, \\ A_{3,3}^\epsilon &= 0.788675134594813. \end{aligned}$$

III. IMPLEMENTATION DETAILS

The mixed-precision Runge-Kutta methods that we explored were implemented in Fortran using the 2008 standard. The `iso_fortran_env` intrinsic module was also used to import the `Real32`, `Real64`, and `Real128` derived types. The implicit solvers were implemented using the Newton-Raphson method for multivariate systems.

As in [8], we solve the Van der Pol system

$$y_1' = y_2 \quad (5a)$$

$$y_2' = y_2(1 - y_1^2) - y_1 \quad (5b)$$

with initial conditions $y_1(0) = 2.0$, $y_2(0) = 0.0$, for time $t = [0, 1]$. A reference solution using an explicit fourth order Runge-Kutta at a small time step was used for calculating the errors. The reference solution was computed entirely in quadruple precision and all methods results regardless of computational precision, were cast to quadruple precision in order to compute the error between a method and this reference solution.

The tolerance of the implicit solvers were set using the Fortran intrinsic machine epsilon ϵ , where the tolerance value $(1 + 0.001)\epsilon$ was chosen. The maximum number of iterations for the solver was set to 20 regardless of the precision, however this fail-safe maximum was not attained. These setting do have significant impact on the overall runtime of the method and were determined to be fair for the consideration of mixed precision methods, based on our tests showing that the implicit solvers on average only used 4 iterations to converge.

Higher precision computations (specifically quadruple precision but also arbitrary precision) are generally evaluated in software on a majority of platforms. Notable exceptions for this are the new IBM POWER9 that have hardware level support for quadruple precision. In this work, we compare the runtime performance on both software based high precision computations and hardware based high precision computations. The experiments were performed on a system with an Intel Xeon Gold 6126 CPU running CentOS 7 and an IBM POWER9 running CentOS 8. We will refer to these as x86 and POWER9, respectively. The experiment performed looks at three levels of precision: single, double, and quadruple. The Intel system is limited to hardware evaluation for single and double precision and requires quadruple precision to be evaluated using software. The POWER9 system is capable of hardware evaluation of all precisions. This was done to show the usefulness of these methods under both conditions and that the benefits are platform independent.

The codes were compiled on both architectures using gfortran version 11.1.0 using no optimization flags. On the POWER9 system, the GCC compilers were compiled using the IBM AT14.0 libraries in order to enable hardware quadruple precision support while the GCC compilers on the Intel system were compiled using the default compiler settings. Timing on the method subroutine was done using the intrinsic `cpu_time` Fortran subroutine.

The code for this is available on GitLab at <https://gitlab.com/bburnett6/mixed-precision-rk>. This repository contains all the necessary files to reproduce the study performed here. The only dependencies are a working version of the GCC 11.1.0 compilers and an environment with the Numpy and Matplotlib python libraries for the experiment driver and analysis files that were implemented in python.

IV. RESULTS

In this section we describe the errors, runtime, and energy consumed when using the different approaches described in Section II to solve the non-stiff Van der Pol system (5).

A. Mixed precision implicit midpoint method

1) *Accuracy study:* We begin with the mixed precision implicit midpoint rule (1). We reproduced the convergence behavior reported in [8], as we show in Figure 1. We observe that the single precision computation is not convergent for many values of Δt : the error builds up due to roundoff for smaller Δt . The mixed precision computations that use single precision (double-single or quad-single) perform better, reducing the errors to below 10^{-7} ; however, they still show evidence of degradation of accuracy due to the single precision computations. The mixed precision quad-double computation performs as well as the quad-quad computation for all values of Δt tested. However, the double precision computation performs just as well for all but the smallest Δt tested.

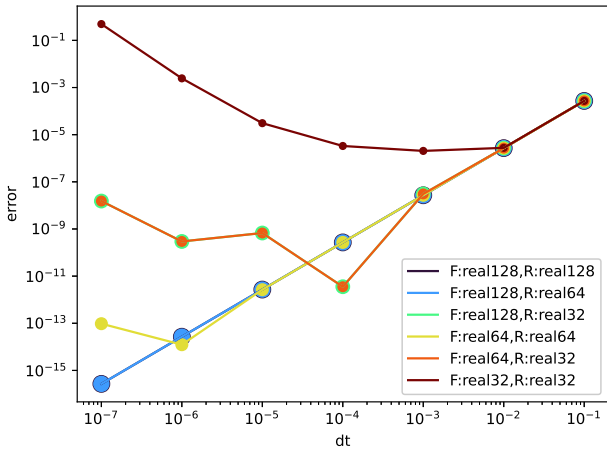


Fig. 1. Errors from mixed precision implicit midpoint rule

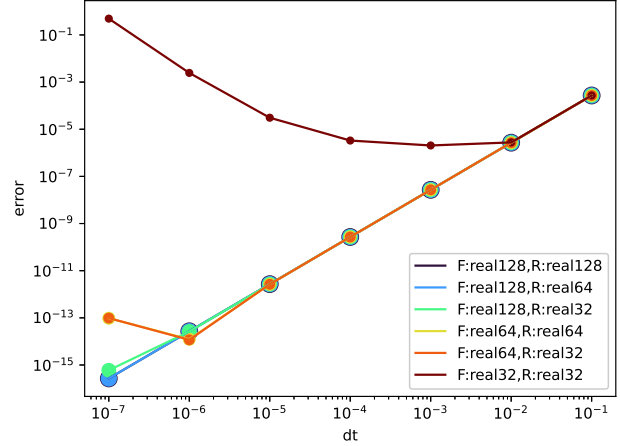


Fig. 2. Errors from mixed precision implicit midpoint rule with one correction step

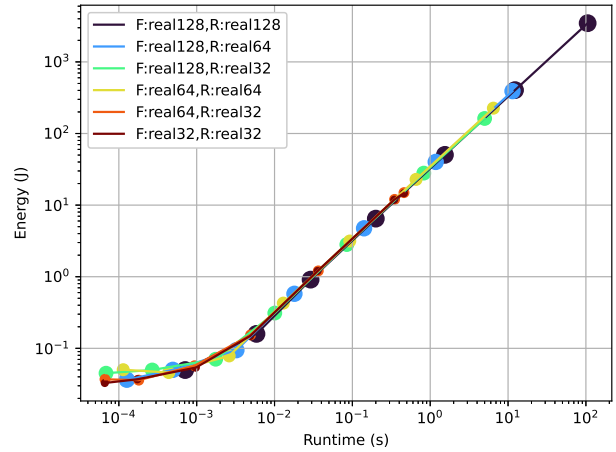


Fig. 3. Total energy used by the mixed precision implicit midpoint rule with one correction scales linearly with the runtime.

The corrected mixed precision implicit midpoint rule (2) with only one correction fixes the problems observed in the mixed precision computation of (1). As we observe in Figure 2, all the mixed precision computations have the same errors as their high-precision counterparts. An additional correction (not shown) enhances the errors in the mixed precision simulation a bit further.

2) *Runtime & energy consumption:* The energy consumption results for this simulation follow very closely the runtime results. Figure 3 shows that for long enough runtimes, the energy consumed scales linearly with the runtime for all precisions. In Figure 4 we present the runtime of the mixed precision implicit midpoint rule with two corrections, on the x86 and POWER9 chips, respectively. The runtime is not impacted by the correction terms.

Remarkable in this figure is the significant reduction in

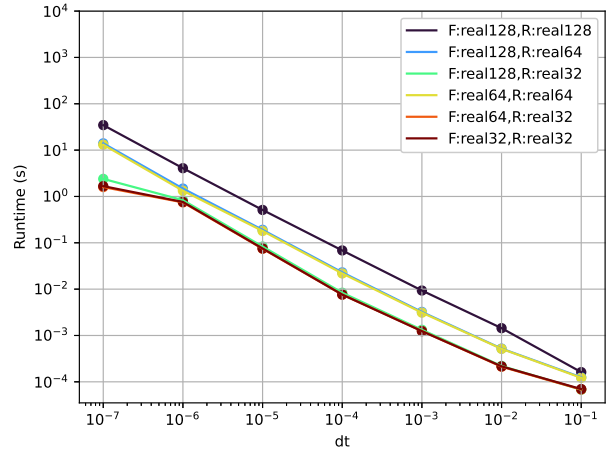
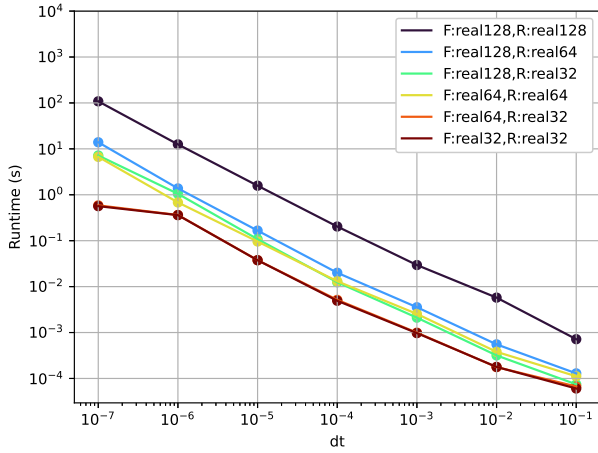


Fig. 4. Mixed precision implicit midpoint method with two corrections: Time to Completion. Left: x86, Right: POWER9.

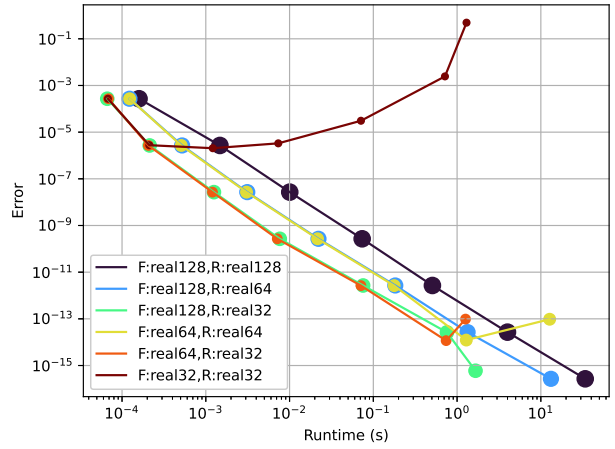
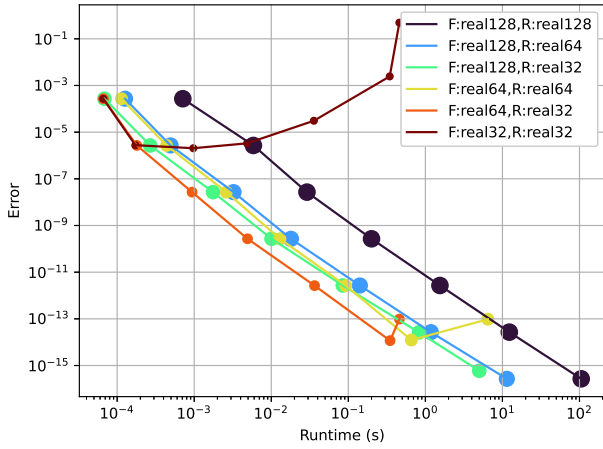


Fig. 5. Mixed precision implicit midpoint method with one correction step: error vs runtime. Left: x86; right: POWER9

runtime from the quad precision to the mixed quad-double precision for the x86 chip, and from the quad precision to the mixed quad-single precision for the POWER9 chip. The cost of quad precision on the POWER9 chip is significantly less than on the x86 chips, but the runtime savings is not impacted, as we see in the tables below. The differences in the runtime behaviors is explained by the fact that POWER9 chip has hardware-level support for quad precision.

3) *Efficiency*: To better illustrate the benefit of the mixed precision computation we plot the method error against the runtime for the mixed precision implicit midpoint method with one correction, in Figure 5.

Mixed precision IMR method with two corrections					
Runtime (s) for x86					
error	64/64	64/32	128/128	128/64	128/32
$\approx 10^{-9}$	0.013	0.005	0.203	0.020	0.012
$\approx 10^{-15}$	N/A	N/A	108.4	13.91	7.165

On the x86 (Figure 5, left), we see that the mixed precision double-single code is the *most* efficient. For an error level of $\approx 10^{-15}$, the mixed precision quad-single code has a fifteen-fold reduction in runtime. The mixed precision double-single code gives the same level of error at $\approx 10^{-9}$ as the double precision code with a runtime reduction of 2.6-fold.

On the POWER9 (Figure 5, right; also table below) the runtime is generally better, but the runtime savings are similar. For the error level of $\approx 10^{-9}$, we see 3-fold savings from the mixed precision double-single over the the double precision. For the error level of $\approx 10^{-15}$, we see more than 14-fold

savings from the mixed precision quad-single over the the quad precision.

Mixed precision IMR method with two corrections					
Runtime (s) for POWER9					
error	64/64	64/32	128/128	128/64	128/32
$\approx 10^{-9}$	0.021	0.007	0.0683	0.023	0.008
$\approx 10^{-15}$	N/A	N/A	34.64	14.00	2.395

B. Mixed precision SDIRK Method

The results for the mixed precision singly diagonally implicit Runge-Kutta (MP-SDIRK) in Section II are similar to those of the implicit midpoint rule. Figure 7 shows the convergence of this method with no corrections, one correction, two corrections, and three corrections. The results show clearly how with each successive correction the errors from the mixed precision simulation are reduced, until the mixed precision results become as accurate as their full-precision counterparts. Furthermore, we confirm that additional corrections do not result in a detrimental increase in runtime.

In Figure 6 we show the errors per runtime for the mixed precision SDIRK method with no corrections (left) and with three corrections (right), on the x86 chip. We observe that the method with three corrections is overall significantly more efficient than the method with no corrections. For errors above $\approx 10^{-13}$, the mixed precision double-single method performs best. For errors below that level, the mixed precision quad-single method is most efficient, as shown in the table below. The runtime savings on the POWER9 chip are similar.

Mixed precision SDIRK with three corrections					
Runtime (s) for x86					
error	64/64	64/32	128/128	128/64	128/32
$\approx 10^{-13}$	0.018	0.009	0.253	0.045	0.031
$\approx 10^{-22}$	N/A	N/A	165.3	35.72	23.15
Runtime (s) for POWER9					
error	64/64	64/32	128/128	128/64	128/32
$\approx 10^{-13}$	0.031	0.016	0.092	0.034	0.019
$\approx 10^{-22}$	N/A	N/A	54.33	30.06	8.151

C. Novel Method 4s3pA

Finally, we present the results from the novel four stage third order method presented in [8] as 4s3pA. The errors per Δt are presented in Figure 8. We observe that the mixed precision double-single has essentially the same errors as the fully double precision computation, at almost 3-fold savings in runtime. The quad-double has the same errors as the fully quad precision computation at runtime savings factors of 2.6 to 5.75 depending on the platform.

Mixed precision novel 4s3pA method					
Runtime (s) for x86					
error	64/64	64/32	128/128	128/64	128/32
$\approx 10^{-13}$	0.026	0.009	0.4300	0.052	0.035
$\approx 10^{-22}$	N/A	N/A	231.4	40.71	N/A
Runtime (s) for POWER9					
error	64/64	64/32	128/128	128/64	128/32
$\approx 10^{-13}$	0.047	0.017	0.140	0.049	0.018
$\approx 10^{-22}$	N/A	N/A	74.68	29.42	N/A

V. CONCLUSIONS

In this paper we have presented a numerical study of the new mixed precision Runge-Kutta methods on two different platforms. The results presented confirm that the mixed precision Runge-Kutta methods on a system of nonlinear ODEs provide significant runtime (and energy) savings per level of error. This is of particular interest when a high level of accuracy is required, so that expensive high precision must be used. The nonlinear ODE system explored here is a small and relatively simple problem; we expect that these savings would be extended (and indeed improved) on more complicated problems.

ACKNOWLEDGMENT

Z. Grant acknowledges the support of the Department of Computational and Applied Mathematics, Oak Ridge National Laboratory, Oak Ridge TN 37830. This material is based upon work supported by the U.S. Department of Energy, Office of Science, Office of Advanced Scientific Computing Research, as part of their Applied Mathematics Research Program. The work was performed at the Oak Ridge National Laboratory, which is managed by UT-Battelle, LLC under Contract No. De-AC05-00OR22725. The United States Government retains and the publisher, by accepting the article for publication, acknowledges that the United States Government retains a non-exclusive, paid-up, irrevocable, worldwide license to publish or reproduce the published form of this manuscript, or allow others to do so, for the United States Government purposes. The Department of Energy will provide public access to these results of federally sponsored research in accordance with the DOE Public Access Plan <http://energy.gov/downloads/doe-public-access-plan>.

Gottlieb's work was partially supported by AFOSR grant FA9550-18-1-0383. Burnett, Gottlieb, and Heryudono's work were partially supported by ONR UMass Dartmouth Marine and UnderSea Technology (MUST) grant N00014-20-1-2849 under the project S31320000049160.

All computations for this project were performed on CARNIE, the UMass-Dartmouth HPC cluster purchased by ONR DURIP grant N00014-18-1-2255.

We are grateful to the IBM Linux team that extended a warm and helping hand to figure out how our POWER9 system was running, and what will be needed to get hardware quadruple precision support.

REFERENCES

- [1] Suyog Gupta, Ankur Agrawal, Kailash Gopalakrishnan, and Pritish Narayanan. Deep Learning with Limited Numerical Precision. In *Proceedings of the 32Nd International Conference on International Conference on Machine Learning - Volume 37, ICML'15*, pages 1737–1746. JMLR.org, 2015.
- [2] Mawussi Zounon, Nicholas J. Higham, Craig Lucas, and Françoise Tisseur. 2020. Performance Evaluation of Mixed Precision Algorithms for Solving Sparse Linear Systems. 1, 1 (September 2020), 18 pages. <https://doi.org/10.1145/nmnnnnn.nmnnnnn>.

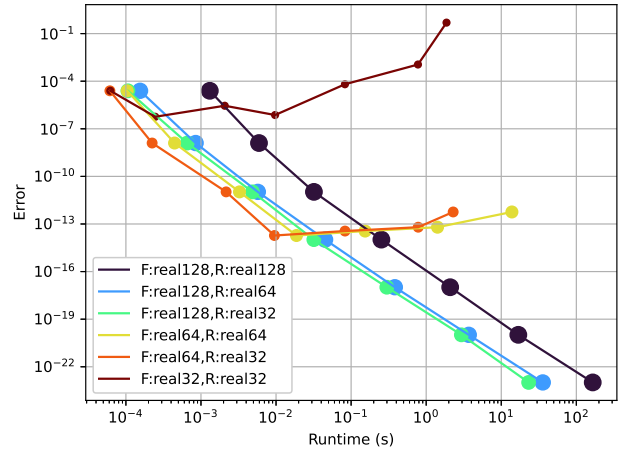
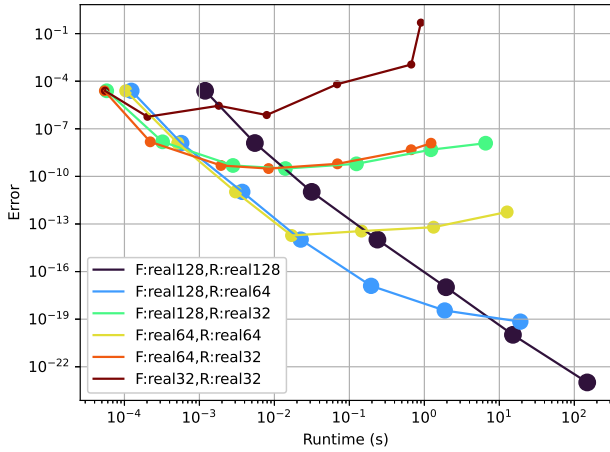


Fig. 6. Mixed precision SDIRK method errors vs runtime on x86. Top left: no corrections; top right: three corrections.

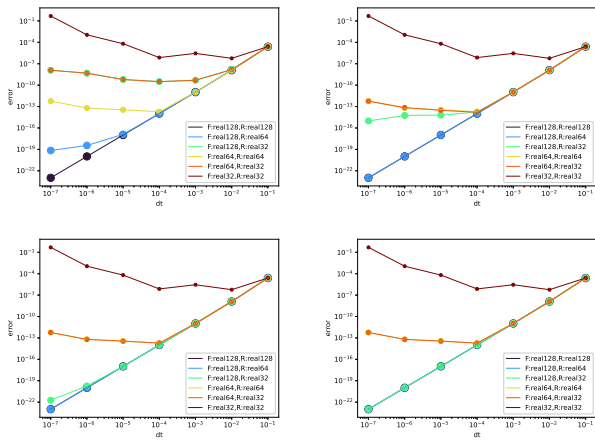


Fig. 7. Mixed precision SDIRK method errors. Top left: no corrections; Top right: one correction; Bottom left: two corrections; Bottom right: three corrections.

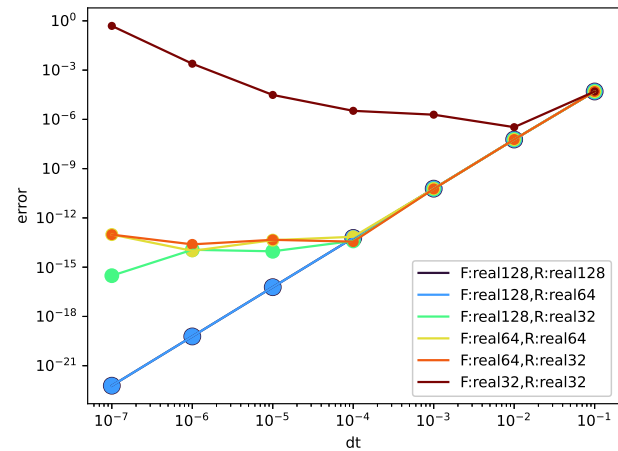


Fig. 8. Novel mixed-precision method 4s3pA Method Error

- [3] Azzam Haidar, Stanimire Tomov, Jack Dongarra, and Nicholas J. Higham. Harnessing GPU Tensor Cores for Fast FP16 Arithmetic to Speed Up Mixed-precision Iterative Refinement Solvers. In *Proceedings of the International Conference for High Performance Computing, Networking, Storage, and Analysis, SC '18*, pages 47:1–47:11, Piscataway, NJ, USA, 2018. IEEE Press.
- [4] Christian Richter, Sebastian Schops, and Markus Clemens. Gpu-accelerated mixed precision algebraic multigrid preconditioners for discrete elliptic field problems. *IEEE Transactions on Magnetics*, 50(2), 2014.
- [5] Ahmad Abdelfattah, Stanimire Tomov, and Jack J. Dongarra. Fast Batched Matrix Multiplication for Small Sizes Using Half-Precision Arithmetic on GPUs. In *2019 IEEE International Parallel and Distributed Processing Symposium, IPDPS 2019, Rio de Janeiro, Brazil, May 20-24, 2019*, pages 111–122. IEEE, 2019.
- [6] Nicholas J. Higham. Error analysis for standard and GMRES-based iterative refinement in two and three-precisions. MIMS EPrint 2019.19, Manchester Institute for Mathematical Sciences, The University of Manchester, November 2019.
- [7] Petschow, M. and Quintana-Ort, E. S. and Bientinesi, P. Im-

proved Accuracy and Parallelism for MRRR-Based Eigensolvers—A Mixed Precision Approach. *SIAM Journal on Scientific Computing*, 36(2):C240–C263, 2014. <https://doi.org/10.1137/130911561>.

- [8] Zachary J. Grant, “Perturbed Runge-Kutta Methods for Mixed Precision Applications,” <https://arxiv.org/pdf/2012.13055.pdf>, 24 December, 2020.

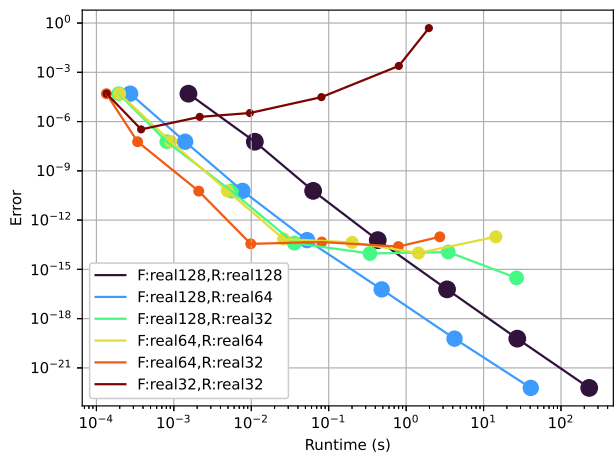


Fig. 9. Novel mixed-precision method 4s3pA Error vs runtime