

# A Leap among Entanglement and Neural Networks: A Quantum Survey

FABIO VALERIO MASSOLI\*, LUCIA VADICAMO, GIUSEPPE AMATO, and FABRIZIO FALCHI, Istituto di Scienza e Tecnologie dell'Informazione "Alessandro Faedo", CNR, Italy

In recent years, Quantum Computing witnessed massive improvements both in terms of resources availability and algorithms development. The ability to harness quantum phenomena to solve computational problems is a long-standing dream that has drawn the scientific community's interest since the late '80s. In such a context, we pose our contribution. First, we introduce basic concepts related to quantum computations, and then we explain the core functionalities of technologies that implement the Gate Model and Adiabatic Quantum Computing paradigms. Finally, we gather, compare and analyze the current state-of-the-art concerning Quantum Perceptrons and Quantum Neural Networks implementations.

CCS Concepts: • **Computer systems organization** → **Quantum computing**; **Neural networks**; • **Computing methodologies** → **Neural networks**; **Machine learning**; • **Applied computing** → *Physics*; • **Hardware** → Quantum technologies.

Additional Key Words and Phrases: Quantum Computing, Quantum Machine Learning, Quantum Neural Network, Quantum Deep Learning

## ACM Reference Format:

Fabio Valerio Massoli, Lucia Vadicamo, Giuseppe Amato, and Fabrizio Falchi. 2021. A Leap among Entanglement and Neural Networks: A Quantum Survey. 0, 0, Article 0 (2021), 42 pages.

## 1 INTRODUCTION

Artificial Intelligence (AI) has intrigued and puzzled many generations of scientists and largely fueled novel writers' imaginations. Perhaps, the modern definition of AI – as the ensemble of computer systems empowered with the ability to learn from data through statistical techniques – can be dated back to 1959. Machine Learning (ML), a subclass of AI, is a discipline that aims at studying algorithms that are able to learn from experience and data to perform tasks without following explicit instructions. Often, these algorithms are based on a computational model that belongs to differentiable programming techniques, called Neural Networks (NNs). The success of such algorithms resides in their ability to learn to achieve a specific goal [95, 121], i.e., they learn to discover hidden patterns and relations among data to fulfill the task at hand [89, 120]. Mathematically, NNs are made of a sequence of transformations, called layers, composed of affine operators and elementwise nonlinearities. Then, the goal of learning is to modify the transformations' parameters to fulfill a task successfully. Whenever a model accounts for more than a couple of such layers, it is called a Deep Learning (DL) model or a Deep Neural Network (DNN). Thanks to their enormous representation power and the development of new technologies and training algorithms, DL models obtained astonishing results in the last two decades, achieving superhuman performance on certain tasks [177]. However, higher performances require more complex models and

\*Corresponding author

Authors' address: [Fabio Valerio Massoli](mailto:Fabio.Valerio.Massoli@isti.cnr.it), [fabio.massoli@isti.cnr.it](mailto:fabio.massoli@isti.cnr.it); [Lucia Vadicamo](mailto:Lucia.Vadicamo@isti.cnr.it), [lucia.vadicamo@isti.cnr.it](mailto:lucia.vadicamo@isti.cnr.it); [Giuseppe Amato](mailto:Giuseppe.Amato@isti.cnr.it), [giuseppe.amato@isti.cnr.it](mailto:giuseppe.amato@isti.cnr.it); [Fabrizio Falchi](mailto:Fabrizio.Falchi@isti.cnr.it), [fabrizio.falchi@isti.cnr.it](mailto:fabrizio.falchi@isti.cnr.it), Istituto di Scienza e Tecnologie dell'Informazione "Alessandro Faedo", CNR, Via G. Moruzzi 1, Pisa, Italy, 56124.

Permission to make digital or hard copies of all or part of this work for personal or classroom use is granted without fee provided that copies are not made or distributed for profit or commercial advantage and that copies bear this notice and the full citation on the first page. Copyrights for components of this work owned by others than ACM must be honored. Abstracting with credit is permitted. To copy otherwise, or republish, to post on servers or to redistribute to lists, requires prior specific permission and/or a fee. Request permissions from [permissions@acm.org](mailto:permissions@acm.org).

© 2021 Association for Computing Machinery.

Manuscript submitted to ACM

larger datasets to train them, thus constantly increasing the hunger for resources and power [17] to learn to solve a given problem.

In this regard, quantum computers might offer new solutions that exploit quantum phenomena such as interference, superposition, and entanglement that are not available in classical computations. Such a characteristic is expected to speedup the computational time and to reduce the requirements for extensive resources, yielding the concepts of *quantum advantage* and *quantum supremacy* [140, 151]. The mentioned quantum phenomena are described within the framework of quantum mechanics [59, 93, 165], a “young” physics theory formalized at the beginning of the 20th century. Such a theory unveils the intrinsic statistical characteristic of nature, a behavior that unfortunately is hidden from us, at least in the macroscopic world.

The quest for a quantum computer started with the ideas of Benoff [27] and Feynmann [72, 126], in the 1980s, pointing out that quantum computers should be more efficient in solving specific problems. Thus, for example, quantum devices might help in studying very complex, e.g., entangled, systems by emulating or simulating [65, 74, 145, 148] their behavior into chips that are quantum by their nature [156, 193].

From a computer science point of view, a quantum computer represents a computational model based on the principles and postulates of quantum mechanics. Such techniques aim at embracing the power of quantum theory into a device that can be conveniently “programmed” to fulfill a given task. Moreover, the result of the computation itself might represent a quantum object encoding different answers, each of which solves a specific problem [57]. It is only very recently that researchers succeeded in realizing a quantum processor capable of performing controllable computations based on quantum phenomena. Several industrial applications have already been implemented successfully such as: chemistry [43, 105], optimization problems [137], finance [66, 122], anomaly detection [124], quantum meteorology [76], quantum sensing [54], quantum illumination [127], and quantum imaging [46] to mention some. Apart from the mentioned applications, energy management is another topic for which quantum computers might offer advantages compared to classical ones. Indeed, quantum processors are expected to be more efficient in terms of energy consumption [11] as compared to supercomputers while solving a specific task. For that reason, hybrid approaches might offer exciting solutions to lower the energy consumption for a given computation by moving the high-energy portion of the computation on the Quantum Processing Unit (QPU) while leaving the low-energy to the cloud [184]. A fundamental result from quantum information theory is the observation that, although quantum phenomena allow solving some classical problems more efficiently than classical computations [31], quantum computers cannot compute any function which is not turing-computable [56]. Thus, setting a hard cut on what quantum devices will be able to accomplish.

Concerning the context of Quantum Machine Learning (QML) [33], a relevant contribution comes from the ability of quantum devices to speedup linear algebra-related tasks. For example, the Harrow-Hassidim-Lloyd (HHL) algorithm [87, 199] to sample solutions for a system of linear equations already proved an exponential speedup over its classical counterpart. Furthermore, Shor’s algorithm [174, 175] for integer factorization, and Grover’s algorithm [80], for searching unstructured databases, are other examples of procedures that benefit from a quantum formulation. Although general QML is of great interest, it is not the central topic of our work as it has already been covered extensively in the literature. Therefore, we focus our attention on the QML sub-area concerning recent Quantum Neural Networks (QNNs) approaches. Even though their name recalls the neural network structure mentioned earlier, they are characterized by a different architecture.

Concerning quantum computations, the most commonly adopted paradigms are the Gate Model (GM) [140] and Adiabatic Quantum Computation (AQC) [12]. Although they are equivalent up to a polynomial overhead, they represent

two profoundly different computation approaches. The first one is based on the concept of “gate” that is a unitary transformation defined by the user which is applied to one or more quantum bits, i.e., the basic units of quantum information (see [section 3](#)). Instead, in the AQC, one typically encodes the desired objective function into a quantum system and then lets it evolve naturally. However, in both paradigms, the state of the QPU at the end of the evolution embodies the answer to the given problem. Thus, we can highlight the main differences between the two approaches as follows. The GM allows to control the transformation to apply on the qubits directly and is discrete in time, while AQC does not allow to control single qubits directly and does not discretize the time property of the system.

Unfortunately, quantum technologies are still at their dawn, having minimal computational capacity. Furthermore, significant technological challenges arise from the adiabatic requirements, i.e., quantum systems need to be isolated from the environment not to experience decoherence, which causes the lack of information stored in the quantum device. Therefore, researchers typically rely on quantum simulators to test their ideas while waiting for the next generation of quantum computing units. Whether quantum supremacy is real or belongs to the fairy world is still an open question. For example, we do not expect quantum computers to solve worst-case NP-hard problems like combinatorial problems efficiently. Instead, we do expect that we will be able to find a better approximation to the solution or find it faster than a classical computer [[111](#), [152](#)].

Stemming from those considerations, we conceived this survey to offer both the neophyte and the more experienced reader insights into several fundamental topics in the quantum computation field. Moreover, noticing that the literature lacks a detailed discussion about the latest achievements concerning Quantum Perceptrons (QPs) and QNNs, we gather, analyze and discuss state-of-the-art approaches related to those topics. Notably, the main contributions of our work can be summarized as follows:

- we review the current state-of-the-art regarding QPs and QNNs by discerning among theoretical formulations, simulations, and implementations on real quantum devices;
- we report the main achievements by different research groups concerning the topic of quantum supremacy;
- we introduce the concept of qubit from a theoretical perspective and give insights into how it is represented;
- we report a gentle introduction to the Adiabatic Quantum Computing and Gate Model computation paradigms and highlight their differences;
- we introduce to the reader several basic notions about quantum mechanics and their translations in the quantum information field;
- we collect and organize the most relevant papers to this survey on a GitHub<sup>1</sup> page allowing the interested readers to easily and quickly browse through the literature.

Going through the literature, we noticed a plethora of different nomenclatures to describe the same concepts. For that reason, we tried to rephrase all the different approaches under a unique framework in our work. As a reference, we report in [Table 1](#) and [Table 2](#) a summary of the notations and abbreviations used throughout the rest of the manuscript. Moreover, to ease the understanding of the paper’s content, we suggest the reader who is unfamiliar with the topic to peruse the [Appendix A](#) before reading any further.

Concerning the remaining part of the paper, it is organized as follows. First, in [section 2](#), we report about other surveys on the topic at hand, while in [section 3](#) we introduce the fundamental concept of the qubit and how it is represented. Then, in [section 4](#) and [section 5](#) we give the reader a brief overview about the currently most widespread quantum computational models and tackle the concept of quantum speedup since it represents the cornerstone of

<sup>1</sup><https://github.com/fvmasoli/survey-quantum-computation>

Table 1. Summary of notation used throughout this paper.

Symbol	Definition
$\text{Re}(z), \text{Im}(z)$	Real and imaginary parts of the complex number $z$
$z^*$	Complex conjugate of the complex number $z$ .
$A^*$	Complex conjugate of the matrix $A$ .
$A^T$	Transpose of the matrix $A$ .
$A^\dagger$	Complex conjugate transpose of the matrix $A$ , i.e. $A^\dagger = (A^*)^T$ .
$A \otimes B$	Kronecker product of the matrix $A$ with the matrix $B$ .
$\hat{A}$	Linear operator whose matrix representation is $A$
$I, \hat{I}$	Identity matrix and Identity operator
$\hat{H}$	Hamiltonian
$\xi_i$	Eigenvalues of the Hamiltonian
$\dot{f}$	Newton's notation for the derivative of a function $f(t)$ with respect to $t$
$\hat{\sigma}_x, \hat{\sigma}_y, \hat{\sigma}_z$	Pauli operators
$ \psi\rangle$	Vector of a Hilbert space, also called <i>ket</i> .
$\langle\psi $	Vector dual to $ \psi\rangle$ , also called <i>bra</i> .
$\langle\psi \phi\rangle$	Inner product between $ \psi\rangle$ and $ \phi\rangle$ whose results in scalar.
$ \psi\rangle\langle\phi $	Outer product between $\langle\psi $ and $ \phi\rangle$ whose results in a matrix.
$\ \phi\  = \sqrt{\langle\phi \phi\rangle}$	Norm of $ \phi\rangle$ .
$\delta_{ij}$	Kronecker delta that is defined to be equal to 1 whenever $i = j$ , and 0 otherwise
$ \psi\rangle \otimes  \phi\rangle,  \psi\rangle \phi\rangle,  \psi, \phi\rangle,  \psi\phi\rangle$	Tensor product between $ \psi\rangle$ and $ \phi\rangle$ and its abbreviated notations
$ \psi\rangle^{\otimes n}$	Tensor product between $n$ identical states $ \psi\rangle$ , i.e. $ \psi\rangle^{\otimes n} =  \psi\rangle \otimes \dots \otimes  \psi\rangle$
$\langle\psi \hat{A} \phi\rangle$	Inner product between $ \psi\rangle$ and $\hat{A} \phi\rangle$ where $\hat{A}$ is a linear operator
$\langle\hat{A}\rangle$	Average value of an operator w.r.t. to a given state $ \psi\rangle$ : $\langle\psi \hat{A} \psi\rangle$
$\{ 0\rangle,  1\rangle\}$ or $\{ \uparrow\rangle,  \downarrow\rangle\}$	Computational basis
$ +\rangle,  -\rangle$	Hadamard basis states, defined by $ +\rangle = \frac{1}{\sqrt{2}}( 0\rangle +  1\rangle)$ , and $ -\rangle = \frac{1}{\sqrt{2}}( 0\rangle -  1\rangle)$
$\rho$	Density matrix describing a given system's state: $\rho = \sum_i \lambda_i  \psi_i\rangle\langle\psi_i $

many scientific debates, respectively. Subsequently, in [section 6](#), we move to the core topic of this survey, i.e., QNNs approaches. Finally, the conclusions are drawn in [section 7](#).

## 2 OTHER SURVEYS

In the literature, many review papers have been devoted to the realm of quantum computation and information. Several surveys addressed quantum ML and its applications. However, very little has been said about QNNs, and reviews that include this topic often cover it marginally or lack a detailed discussion on the most recent achievements. For such a reason, we devoted our work mainly to review Variational Learning approaches which encompass Quantum Approximate Optimization Algorithms, Variational Quantum Eigensolver, Quantum Perceptrons, and Quantum Neural Networks. As the surveys that are already available in the literature cover extensively the basics of quantum computing and quantum machine learning, in the following, we briefly review some of them that may help the interested reader to approach these topics.

Gyongyosi and Imre [83] reviewed the technological status of quantum computation and information systems by discussing several papers that can be useful for researchers interested in delving deep into specific aspects of quantum computations. Savchuk and Fesenko [164] reported a brief analysis of some of the fundamental principles beneath quantum computing. McGeoch [135] presented a comparison between concepts and expected results based on a purely theoretical calculation about complexity theory and what is currently achievable and achieved on the modern physical realization of quantum processors based on quantum annealing. They also gave interesting insights about basic notions

Table 2. Summary of abbreviations and acronyms used throughout this paper.

Acronym	Definition	First occurrence
AI	Artificial Intelligence	section 1
ANN	Artificial Neural Network	section 6
AQC	Adiabatic Quantum Computation	section 1
AT	Adiabatic Theorem	subsection 4.2
DL	Deep Learning	section 1
DNN	Deep Neural Network	section 1
DCNN	Deep Convolutional Neural Network	subsection 6.3
NISQ	Noisy Intermediate-Scale Quantum	section 5
GM	Gate Model	section 1
ML	Machine Learning	section 1
NN	Neural Network	section 1
QAE	Quantum AutoEncoders	subsection 6.3
QAOA	Quantum Approximate Optimization Algorithm	subsection 6.1
QCNN	Quantum Convolutional Neural Network	subsection 6.3
QGNN	Quantum Graph Neural Networks	subsection 6.3
QML	Quantum Machine Learning	section 1
QNN	Quantum Neural Network	section 1
QP	Quantum Perceptron	section 1
QPU	Quantum Processing Unit	section 1
QVNN	Quantum Convolutional Neural Networks	subsection 6.3
RUS	Repeat-Until-Success	subsection 6.2
qSLP	Single Layer Perceptron	subsection 6.3
UAT	Universal Approximation Theorem	subsection 6.3
VQA	Variational Quantum Algorithm	subsection 6.1

concerning the quantum annealing process, which is at the heart of the D-Wave quantum platforms, and what kind of problems can be solved on it. Preskill [151, 152] debated the concept of “quantum supremacy” and future potential of quantum computing.

In the last two decades, there has been a strong interest and commitment in the scientific community to develop quantum algorithms to solve ML problems, giving life to the field of QML. Apparently, there is not a universally accepted definition of QML yet. However, Aïmeur et al. [9] and Adcock et al. [6] provided useful categorizations based on the employed learning paradigms. For example, in [6], the term QML is used to refer to two learning categories: 1) approaches where the learning process is performed mainly using classical computation and just some sub-routines relying on quantum computation (input data can come from both classical or quantum system); 2) leaning approaches designed to be run only using quantum computations and for which there are no subroutines that can be performed equally well on a classical computer (also in this case input data can be both classical or quantum). This categorization excludes from the QML class all the learning approaches performed on a classical machine but that use data that come from quantum devices.

A viable approach to QML stems from the quantum algorithms that speedup linear algebra-related tasks (see, e.g., [1, 33, 90, 170, 197]). In this context, several quantum extension of classical algorithms have already been proposed, for example, for clustering [107, 128, 142], Support Vector Machines [155], semidefinite programs (SDPs) [38], gradient descent for linear systems [109], PCA [129], RBMs [16], variational generation for adversarial learning [157], just to cite some. Biamonte et al. [33], and Schuld et al. [170] gave a lovely overview of the achievements and challenges of quantum-enhanced machine learning algorithms, considering aspects of both gate and adiabatic computational models.

Basic algorithms for quantum machine learning, such as Grover’s algorithm [80], quantum state “similarity” estimation, and the HLL algorithm [87], are nicely reviewed in [198]. The authors also illustrate how these algorithms (based on the quantum gate model) have been used in literature to speedup standard ML algorithms, like Support vector machine,  $k$ -means clustering, Principle Component Analysis, and Linear discriminant analysis. Some quantum operators and subroutines for ML are also reviewed in [3, 4], with a particular focus on quantum solutions (using the gate model) for binary classification and  $k$ -Nearest Neighbour problems. Ciliberto et al. [48] covered quantum machine learning approaches with emphasis on theoretical aspects, such as computational complexity analysis, discussion on limitations of quantum ML, and challenging aspects like learning under noise. Theoretical aspects of ML using quantum computers are also discussed in [18]. Many other survey papers overview quantum algorithms for ML and their applications, see for example [10, 32, 63, 64, 131, 154, 168] and references therein.

Benedetti et al. [26] reviewed parametrized quantum circuits, which are arguably the quantum analogous of NN models. The Variational Quantum Algorithms, which employ parameterized quantum circuits, are also discussed in [44]. Kamruzzaman et al. [104] reviewed the status of (theoretical) Quantum Neural Networks and their limitations. Allcock and Zhang [14] focused on quantum generalizations and applications of some popular neural-network concepts, like Boltzmann machine, generative adversarial networks, and autoencoders.

### 3 QUBIT

The *qubit*, shorten for “quantum bit”, represents the fundamental unit of information for quantum devices. It is the quantum correspondent of the bit but, apart from the last part of its name, the qubit does not share much with its classical cousin. Similar to the bit, which assumes two values only (0 or 1), the qubit can be “observed” (i.e., measured) in two possible states, typically indicated as  $|0\rangle$  and  $|1\rangle$ . However, differently from the bit, a qubit can also be in a so-called *superposition* of states before the measurement. Intuitively, that means that the qubit can be in either the state  $|0\rangle$  or  $|1\rangle$  with a certain probability. Notwithstanding, when measured, the qubit state “collapses” into one of them. The qubit is a rather abstract concept since such an object does not exist in the real world. Instead, we relate it with artificial atoms, i.e., physical systems able to emulate the behavior of an atom. Specifically, we are typically interested in emulating the behavior of two-state systems that satisfy a certain number of hard constraints such as small dissipation and isolation from the environment.

In the following, first, we define the qubit at a theoretical level and explain how it is represented, and then we report briefly a few examples of how such an object is physically realized.

#### 3.1 Theoretical Framework

From a mathematical point of view, a *qubit state*  $|\psi\rangle$  is a unit vector in  $\mathbb{C}^2$ . The symbol  $|\cdot\rangle$  we just used is inherited from Dirac [58] formalism employed in the quantum mechanics (please see subsection A.1 for an extensive introduction to such formalism). In a nutshell, the object  $|\psi\rangle$ , called *ket*, represents a vector in a Hilbert space. Similarly,  $\langle\psi|$ , called *bra*, is defined as the adjoint (or dual) of such a ket. The letter “ $\psi$ ” inside a ket or a bra is just a label. Note that often binary labels are used, especially to indicate the vectors of a space basis. For example, the basis  $\left\{ \begin{bmatrix} 1 \\ 0 \end{bmatrix}, \begin{bmatrix} 0 \\ 1 \end{bmatrix} \right\}$  of  $\mathbb{C}^2$ , referred to as the *computational basis*, is typically indicated as  $\{|0\rangle, |1\rangle\}$ , or sometimes also as  $\{|\uparrow\rangle, |\downarrow\rangle\}$ . Using this formalism, a qubit state can be represented by

$$|\psi\rangle = \alpha |0\rangle + \beta |1\rangle \quad (1)$$

where  $\alpha$  and  $\beta$ , called *amplitudes*, are complex numbers such that  $|\alpha|^2 + |\beta|^2 = 1$ . Therefore, a qubit state is a coherent superposition of the computational basis states  $|0\rangle$  and  $|1\rangle$ . However, this does not mean that a qubit has a value between  $|0\rangle$  and  $|1\rangle$  but rather that it is not possible to say that the qubit is definitively in the state  $|0\rangle$ , or definitively in the state  $|1\rangle$ . In fact, when we measure a qubit we observe either  $|0\rangle$  with probability  $|\alpha|^2$ , or  $|1\rangle$  with probability  $|\beta|^2$ . After the measurement, the qubit state collapses to whatever value ( $|0\rangle$  or  $|1\rangle$ ) was observed, irreversibly losing memory of the former  $\alpha$  and  $\beta$  amplitudes. Please note that different kinds of measurements exist for quantum computation, and the one we referred to above is called measurement concerning the computational basis, which is among the most widely used. Other measurements are discussed in the appendix (subsubsection A.2.3).

We now turn our attention from the theoretical definition to a more physical one. Any physical system whose state space can be described by  $\mathbb{C}^2$  can serve as a qubit's physical realization. These systems are referred to as quantum *two-level* systems, as their state can be described by a vector in a 2-dimensional Hilbert space. The state of an isolated quantum mechanical system composed by  $n$  two-level system, called *quantum  $n$ -register*, is described by a vector in a  $2^n$ -dimensional Hilbert space ( $\mathcal{H}^{2^n}$ ). This means that a state of a  $n$ -register can represent the superposition of  $2^n$  basis states, which is the cornerstone of the quantum parallelism exploited by the quantum computational models. Formally, an  $n$ -register state can be described by the linear combination of the basis vector  $\{|0\rangle, \dots, |2^n - 1\rangle\}$ :

$$|\psi\rangle = \sum_{i=0}^{2^n-1} \alpha_i |i\rangle, \quad \text{with} \quad \sum_{i=0}^{2^n-1} |\alpha_i|^2 = 1. \quad (2)$$

If we measure the state  $|\psi\rangle$  with respect to the computational basis we get one of the basis state labels  $i$  with probability  $p(i) = |\alpha_i|^2$  and the corresponding post-measurement state is  $|i\rangle$ .

Usually a binary labeling is used to denote the  $2^n$  basis states. For example the state of a two-qubit system can be expressed as

$$|\psi\rangle = \alpha_{00}|00\rangle + \alpha_{01}|01\rangle + \alpha_{10}|10\rangle + \alpha_{11}|11\rangle \quad \text{with} \quad \sum_{i,j} |\alpha_{ij}|^2 = 1. \quad (3)$$

The composition of two or more quantum system is represented by the tensor product. For example if two systems A and B have the states  $|\psi_A\rangle = \alpha|0\rangle + \beta|1\rangle$  and  $|\psi_B\rangle = \gamma|0\rangle + \delta|1\rangle$ , respectively, then the system C composed by A and B has the state

$$|\psi_C\rangle = |\psi_A\rangle \otimes |\psi_B\rangle = \alpha\gamma|00\rangle + \alpha\delta|01\rangle + \beta\gamma|10\rangle + \beta\delta|11\rangle \quad (4)$$

Finally, note that a state  $|\psi\rangle \in \mathcal{H}^{2^n}$  of a  $n$ -register is called *entangled* if it that cannot be decomposed as the tensor product of  $n$  single qubit states.

**3.1.1 The Bloch Sphere.** Since a qubit  $|\psi\rangle = \alpha|0\rangle + \beta|1\rangle$  has more states available than simply two levels, often it is useful to visualize it as a point of a unit sphere in a Euclidean space. In fact, as shown in the following, quantum states can be put in correspondence with the points of the so-called *Bloch sphere* (Figure 1), which is a unit sphere in a three-dimensional Euclidean space with the north and south pole corresponding to the computational basis states  $|0\rangle$  and  $|1\rangle$ , respectively.

An immediate geometrical interpretation of a state as a vector of a unit sphere can be obtained by the map  $[\alpha, \beta] \in \mathbb{C}^2 \rightarrow [\text{Re}(\alpha), \text{Im}(\alpha), \text{Re}(\beta), \text{Im}(\beta)] \in \mathbb{R}^4$ , but this interpretation is not useful for visualization purposes as it relies on a four-dimensional Euclidean space. However, since we are interested only in unitary 2-dimensional complex vectors, we can exploit the condition  $|\alpha|^2 + |\beta|^2 = 1$  to reduce the parameters needed to describe the quantum state, obtaining a

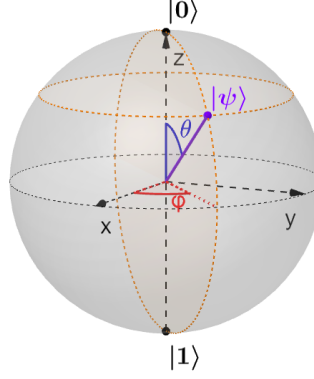


Fig. 1. Bloch sphere representation of a qubit: a quantum state  $|\psi\rangle = \alpha |0\rangle + \beta |1\rangle$ , where  $\alpha = |\alpha|e^{i\varphi_\alpha}$  and  $\beta = |\beta|e^{i\varphi_\beta}$ , is represented as the point of the Bloch sphere with spherical coordinates given by the angles  $\theta$  and  $\varphi$ , where  $\theta = \arccos(|\alpha|^2 - |\beta|^2) \in [0, \pi]$  and  $\varphi = \varphi_\beta - \varphi_\alpha \in [0, 2\pi)$ . Vice versa, a point of the unit sphere with spherical coordinates  $x = \sin \theta \cos \varphi$ ,  $y = \sin \theta \sin \varphi$ , and  $z = \cos \theta$  corresponds to the quantum state  $|\psi\rangle \equiv \cos \frac{\theta}{2} |0\rangle + e^{i\varphi} \sin \frac{\theta}{2} |1\rangle$ .

three-dimensional representation that can be easily visualized. Specifically, we could use the following transformation

$$\begin{cases} x = 2 \operatorname{Re}(\alpha^* \beta) \\ y = 2 \operatorname{Im}(\alpha^* \beta) \\ z = |\alpha|^2 - |\beta|^2 \end{cases} \quad (5)$$

It can be easily proved that for  $|\alpha|^2 + |\beta|^2 = 1$  then  $x^2 + y^2 + z^2 = 1$ . Thus, the above transformation maps a state  $|\psi\rangle = \alpha |0\rangle + \beta |1\rangle$  onto a point of a unitary sphere in  $\mathbb{R}^3$ , which is referred to as the Bloch sphere (Figure 1). Note that any point of a unitary sphere in  $\mathbb{R}^3$  can be described using the spherical coordinate system

$$\begin{cases} x = \sin \theta \cos \varphi \\ y = \sin \theta \sin \varphi \\ z = \cos \theta \end{cases} \quad \theta \in [0, \pi], \quad \varphi \in [0, 2\pi)$$

which further reduces the number of parameters needed to describe the quantum state. In fact, given the quantum state  $|\psi\rangle = \alpha |0\rangle + \beta |1\rangle$ , where  $\alpha = |\alpha|e^{i\varphi_\alpha}$ ,  $\beta = |\beta|e^{i\varphi_\beta}$ , and  $|\alpha|^2 + |\beta|^2 = 1$ , the spherical coordinates  $(\theta, \varphi)$  can be computed by solving the system

$$\begin{cases} \sin \theta \cos \varphi = 2 \operatorname{Re}(\alpha^* \beta) \\ \sin \theta \sin \varphi = 2 \operatorname{Im}(\alpha^* \beta) \\ \cos \theta = |\alpha|^2 - |\beta|^2 \end{cases} \quad (6)$$

Since  $|\alpha|^2 - |\beta|^2 = 2|\alpha|^2 - 1 = 1 - 2|\beta|^2$ , from the last condition in Equation 6 we obtain that

$$|\alpha| = \sqrt{\frac{1}{2} + \frac{1}{2} \cos \theta} = \cos \frac{\theta}{2}, \quad |\beta| = \sqrt{\frac{1}{2} - \frac{1}{2} \cos \theta} = \sin \frac{\theta}{2} \quad (7)$$

Moreover, by combining Equation 7 and the first two conditions in Equation 6 we obtain  $\varphi = \varphi_\beta - \varphi_\alpha$  because

$$2\alpha^* \beta = 2|\alpha||\beta|e^{i(\varphi_\beta - \varphi_\alpha)} = 2 \cos \frac{\theta}{2} \sin \frac{\theta}{2} e^{i(\varphi_\beta - \varphi_\alpha)} = \sin \theta e^{i(\varphi_\beta - \varphi_\alpha)}. \quad (8)$$



Therefore, the spherical coordinates associated to the quantum state  $|\psi\rangle = \alpha|0\rangle + \beta|1\rangle$  are

$$\theta = \arccos(|\alpha|^2 - |\beta|^2), \quad \varphi = \varphi_\beta - \varphi_\alpha \quad (9)$$

Vice versa, any point of the Bloch sphere with spherical coordinates  $(\theta, \varphi)$  can be mapped to the quantum state  $\cos \frac{\theta}{2}|0\rangle + e^{i\varphi} \sin \frac{\theta}{2}|1\rangle$ . At first thought, since  $\cos \frac{\theta}{2}$  is a real number, it might seem that such a mapping from the Bloch sphere to the quantum state space is not surjective because the amplitudes  $\alpha$  and  $\beta$  of a generic quantum state  $|\psi\rangle = \alpha|0\rangle + \beta|1\rangle$  are both complex numbers. However, it should be noted that since the magnitudes  $|\alpha|$  and  $|\beta|$  are *positive* real number constrained to lie on the unitary circle then they can be specified by a single angle, i.e. there exist a  $\gamma \in [0, \frac{\pi}{2}]$  such that  $|\alpha| = \cos \gamma$  and  $|\beta| = \sin \gamma$ , or equivalently,  $|\alpha| = \cos \frac{\theta}{2}$  and  $|\beta| = \sin \frac{\theta}{2}$  for  $\theta = 2\gamma \in [0, \pi]$ . Thus, we have  $\alpha = e^{i\varphi_\alpha} \cos \frac{\theta}{2}$  and  $\beta = e^{i\varphi_\beta} \sin \frac{\theta}{2}$  for some  $\varphi_\alpha, \varphi_\beta \in [0, 2\pi)$ . It follows that any state  $|\psi\rangle$  can be rewritten as

$$|\psi\rangle = e^{i\varphi_\alpha} \left( \cos \frac{\theta}{2}|0\rangle + e^{i(\varphi_\beta - \varphi_\alpha)} \sin \frac{\theta}{2}|1\rangle \right) \quad \text{with } \varphi_\alpha, \varphi_\beta \in [0, 2\pi), \theta \in [0, \pi] \quad (10)$$

where  $e^{i\varphi_\alpha}$  is called *global phase factor* and  $e^{i(\varphi_\beta - \varphi_\alpha)}$  is the *relative phase factor*. As the global phase has no observable effect (i.e., quantum states  $|\psi\rangle$  and  $e^{-i\varphi_\alpha}|\psi\rangle$  are indistinguishable when performing a measurement<sup>2</sup>) it can be ignored. In other words, any quantum state  $|\psi\rangle$  can be expressed as

$$|\psi\rangle \equiv \cos \frac{\theta}{2}|0\rangle + e^{i\varphi} \sin \frac{\theta}{2}|1\rangle \quad (11)$$

where  $\theta \in [0, \pi]$  and  $\varphi \in [0, 2\pi)$  are equal, respectively, to the polar and azimuthal angles of the Bloch Sphere representation.

Note that antipodal points in the Bloch sphere correspond to orthogonal states. In fact, two states  $|\psi_1\rangle = \cos \frac{\theta_1}{2}|0\rangle + e^{i\varphi_1} \sin \frac{\theta_1}{2}|1\rangle$  and  $|\psi_2\rangle = \cos \frac{\theta_2}{2}|0\rangle + e^{i\varphi_2} \sin \frac{\theta_2}{2}|1\rangle$ , with  $\theta_1, \theta_2 \in [0, \pi]$  and  $\varphi_1, \varphi_2 \in [0, 2\pi)$ , are orthogonal if and only if  $\langle \psi_1 | \psi_2 \rangle = 0$ . It can easily be proved that the orthogonality condition holds if and only if either  $(\theta_1, \theta_2) = (0, \pi)$ ,  $(\theta_1, \theta_2) = (\pi, 0)$ , or  $\theta_1 + \theta_2 = \varphi_2 - \varphi_1 = \pi$ , which exactly identifies antipodal points in the sphere.

It is worth mentioning that the normalized sum of the computational basis vectors is called *diagonal state*, which is indicated by  $|+\rangle = \frac{1}{\sqrt{2}}|0\rangle + \frac{1}{\sqrt{2}}|1\rangle$ . It corresponds to the intersection of the positive x-axis and the Bloch sphere. The state  $|-\rangle = \frac{1}{\sqrt{2}}|0\rangle - \frac{1}{\sqrt{2}}|1\rangle$  corresponds to the intersection point of the negative x-axis and the sphere. The intersection points of the y-axis and the sphere are the states  $\frac{1}{\sqrt{2}}|0\rangle \pm i\frac{1}{\sqrt{2}}|1\rangle$ . The basis formed by  $\{|+\rangle, |-\rangle\}$  is referred to as *Hadamard basis*.

The Bloch sphere can be generalized to  $n$ -qubit systems and, in such a case, it is named *Q-sphere*. Concerning multi-qubit systems, the states  $|0\rangle^{\otimes n}$  and  $|1\rangle^{\otimes n}$  sit at the north and south pole, respectively, analogously to the single-qubit case. All the other states are placed along parallels with an increasing number of 1's from top to bottom. For example, in [Figure 2](#), we report the Q-sphere for a 4-qubit system in the uniform superposition of all the possible states. Specifically, the size of the colored circles represents the probability amplitude for each state, which is the same for all of them, while the color represents the phase. Finally, we notice that the states  $|0000\rangle$  and  $|1111\rangle$  sit at the north and south pole while all the other states are distributed along parallels grouped by the same number of 1's (increasing from top to bottom), as mentioned above.

<sup>2</sup>The quantum states  $|\psi\rangle$  and  $e^{i\gamma}|\psi\rangle$  are indistinguishable when performing a measurement because they have the same probabilities of observing the computational basis states, i.e.  $|e^{i\gamma}\alpha|^2 = |\alpha|^2$  and  $|e^{i\gamma}\beta|^2 = |\beta|^2$  for any  $\gamma \in [0, 2\pi)$ .

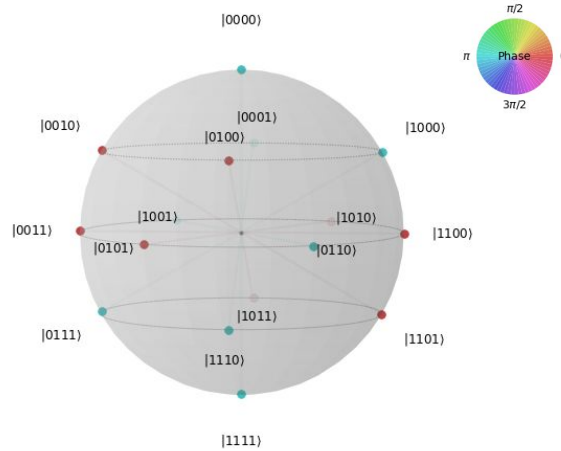


Fig. 2. Q-sphere for a 4-qubit system. The represented state is the uniform superposition of all possible states of the 4-qubit system.

### 3.2 Physical Realization

Since the qubit represents the fundamental information carrier for a quantum computer, its physical design and realization represented a milestone concerning the outspread of such technologies. Albeit the topic is fascinating, a comprehensive discussion about all the available technologies and implementations of physical qubits is out of scope for this survey. Nonetheless, we refer the curious reader to several specialized reviews that are available in the literature: [73, 81, 115, 117, 194]. Instead, in what follows, we just mention the most two currently successful technologies for implementing qubits on real devices, namely, *transmon* [150] and *flux* [85] qubits, both based on superconducting technologies [138].

Among the various designs, currently, the *flux* and *transmon* qubits are the most successful ones in terms of availability to end-users to develop custom applications. The main difference between the two approaches stems from the theoretical interpretation of the two-state system adopted to represent a qubit. Indeed, in the first case, we talk about the spin interpretation while, in the second case, we find the oscillator interpretation of a quantum bit. Concerning transmon qubits, they are currently implemented in the QPUs of IBM [23, 178] and Google [19], while flux qubits are employed in the D-Wave’s [135] quantum processors. At this point, it is interesting to compare the two types of QPUs. Indeed, while the transmon-based chips made available to users by IBM [190] account for up to 65 transmon qubits, the D-Wave’s QPUs comprise up to 5000 qubits already. However, although the numbers would say that the flux-based technology is currently winning the “quantum” race, it is not that obvious. Especially since the computational capabilities of the two technologies are quite different, and it is not fair to solely compare them based on the number of qubits.

Concerning the different computations these QPUs can perform, we refer the reader to the following section, in which we give more details about the subject.

## 4 COMPUTATIONAL MODELS

In this section, we report a brief overview of the two main paradigms of quantum computation: the *Gate Model* (GM), or Universal Quantum Computing, and the *Adiabatic Quantum Computation* (AQC). A comprehensive analysis of the

mentioned approaches is out of scope for our work. However, in what follows, we try to empower the reader with a basic grasp of those two types of computations.

#### 4.1 Gate Model

Perhaps the first proposal of a quantum model of computation dates back to 1985 from the physical interpretation of the *Church-Turing hypothesis* [56].

At the heart of the GM, there is the concept of *circuit* model, i.e., a sequence of building blocks that realize elementary operations. Such building blocks are called *gates*. Thus, a gate encodes a well-controlled operation acting on a single qubit or, in general, on a subset of qubits [140, 152] in a given system. When acting on more than one qubit, these gates can give rise to the quantum phenomenon of entanglement among qubits which establishes a strong correlation among them.

As a direct consequence of the postulates of quantum mechanics (subsection A.2), quantum gates are represented by unitary operators  $\hat{U}$ , i.e.,  $\hat{U}^\dagger \hat{U} = \hat{I}$  [21, 140]. Such a property automatically translates into saying that all the quantum gates must be reversible, unlike classical logic gates. However, there is an exception to such a rule. Indeed, measurements are the only transformations on qubits that are allowed not to be reversible.

As mentioned, gates are unitary operators. As such, they can be represented in different ways. Although it might be easier to formalize them as matrices, typically the Dirac notation (subsection A.1), or the outer product among state vector, is leveraged:

$$U = \begin{bmatrix} u_{00} & \cdots & u_{0(2^n-1)} \\ \vdots & \ddots & \vdots \\ u_{(2^n-1)0} & \cdots & u_{(2^n-1)(2^n-1)} \end{bmatrix} = \sum_{i=0}^{2^n-1} \sum_{j=0}^{2^n-1} u_{ij} |i\rangle \langle j| \quad (12)$$

where  $\{|i\rangle\}_{i=0, \dots, 2^n-1}$  is the currently used basis. Hence, in the simplest case of a single-qubit gate, it is represented by a  $2 \times 2$  unitary matrix whose coordinates are completely specified by its action on the basis states. More formally, single-qubit gates describe transformations that belong to the Lie group of  $2 \times 2$  unitary matrices with determinant 1, called special unitary group of degree 2 ( $SU(2)$ ) [21].

A particularly useful set of one-qubit gates are the *Pauli gates* (defined in Table 3) that, together with the Identity operator, span the vector space formed by all one-qubit unitary operators. In other words, any one-qubit gate can be expressed as a linear combination of the Pauli gates. It is worth mentioning that the Pauli gates  $\hat{\sigma}_x$ ,  $\hat{\sigma}_y$ , and  $\hat{\sigma}_z$  corresponds to rotations around the  $x$ -,  $y$ - and  $z$ -axes of the Bloch sphere, respectively. As an example, the  $\hat{\sigma}_x$  matrix represents an operation called the “bit flip”, or NOT gate, which maps the  $|0\rangle$  to  $|1\rangle$  and vice versa, in the computational basis:









$$\hat{\sigma}_x |0\rangle = \begin{bmatrix} 0 & 1 \\ 1 & 0 \end{bmatrix} |0\rangle = (|0\rangle \langle 1| + |1\rangle \langle 0|) |0\rangle = |0\rangle \langle 1|0\rangle + |1\rangle \langle 0|0\rangle = |1\rangle \quad (13)$$

Interestingly, we can notice that the operation in Equation 13 resembles the NOT gate in classical computations.

Apart from the single-qubit gates, there are unitaries that involve two or more qubits. Perhaps, the most famous ones are the Controlled-NOT (CNOT) and Toffoli gates. We report in Table 3 and Table 4 the explanation and formulation of the mentioned single- and multi-qubit gates.

It is worth noting that many multi-qubit gates are designed to perform “controlled” operations, that is an operation is executed on a qubit, named the *target* qubit, if another qubit (called *control* qubit) is in a specific state. For example, the CNOT gate applies the NOT gate operation to the target qubit only when the control one is in the state  $|1\rangle$ . It is

Table 3. Basic one-qubit gates: Notations typically used in literature, the corresponding matrices with respect to the basis  $\{|0\rangle, |1\rangle\}$ , the action on a quantum state, and the corresponding action on the spherical coordinates in the Bloch sphere representation.

Name	Symbols	Circuit	Matrix	Action on $ \psi\rangle = \alpha 0\rangle + \beta 1\rangle$	Action on coordinates $(\theta, \varphi)$ of the Bloch sphere representation
Identity	$I$		$\begin{bmatrix} 1 & 0 \\ 0 & 1 \end{bmatrix}$	$I \psi\rangle =  \psi\rangle$	$I(\theta, \varphi) = (\theta, \varphi)$
Pauli-X (bit flip, NOT)	$X, \hat{\sigma}_x$	 or 	$\begin{bmatrix} 0 & 1 \\ 1 & 0 \end{bmatrix}$	$X \psi\rangle = \beta 0\rangle + \alpha 1\rangle$	$X(\theta, \varphi) = (\pi - \theta, 2\pi - \varphi)$ rotation around the x-axis by $\pi$ radians
Pauli-Y	$Y, \hat{\sigma}_y$		$\begin{bmatrix} 0 & -i \\ i & 0 \end{bmatrix}$	$Y \psi\rangle = -i\beta 0\rangle + i\alpha 1\rangle$	$Y(\theta, \varphi) = (\pi - \theta, \pi - \varphi \pmod{2\pi})$ rotation around the y-axis by $\pi$ radians
Pauli-Z (phase flip)	$Z, \hat{\sigma}_z$		$\begin{bmatrix} 1 & 0 \\ 0 & -1 \end{bmatrix}$	$Z \psi\rangle = \alpha 0\rangle - \beta 1\rangle$	$Z(\theta, \varphi) = (\theta, \varphi + \pi \pmod{2\pi})$ rotation around the z-axis by $\pi$ radians
Phase	$S$		$\begin{bmatrix} 1 & 0 \\ 0 & i \end{bmatrix}$	$S \psi\rangle = \alpha 0\rangle + i\beta 1\rangle$	$S(\theta, \varphi) = (\theta, \varphi + \pi/2 \pmod{2\pi})$ rotation around the z-axis by $\pi/2$ radians
$\pi/8$	$T$		$\begin{bmatrix} 1 & 0 \\ 0 & e^{i\pi/4} \end{bmatrix}$	$T \psi\rangle = \alpha 0\rangle + e^{i\pi/4}\beta 1\rangle$	$T(\theta, \varphi) = (\theta, \varphi + \pi/4 \pmod{2\pi})$ rotation around the z-axis by $\pi/4$ radians
Hadamard	$H$		$\frac{1}{\sqrt{2}} \begin{bmatrix} 1 & 1 \\ 1 & -1 \end{bmatrix}$	$H \psi\rangle = \frac{\alpha + \beta}{\sqrt{2}} 0\rangle + \frac{\alpha - \beta}{\sqrt{2}} 1\rangle$	$H(\theta, \varphi) = \begin{cases} (\varphi, \frac{3}{2}\pi) & \text{if } \theta = \frac{\pi}{2}, 0 \leq \varphi \leq \pi \\ (2\pi - \varphi, \frac{\pi}{2}) & \text{if } \theta = \frac{\pi}{2}, \pi < \varphi < 2\pi \\ \left( \cos^{-1}(\sin \theta \cos \varphi), \cos^{-1}\left(\frac{\cos \theta}{\sin(\cos^{-1}(\sin \theta \cos \varphi))}\right) \right) & \text{otherwise} \end{cases}$ rotation around the y-axis by $\pi/2$ radians followed by a rotation about the x-axis by $\pi$ radians

formalized as:

$$CNOT(|\psi\rangle \otimes |\gamma\rangle) = |\psi\rangle \otimes |\psi \text{ XOR } \gamma\rangle \quad (14)$$

where  $|\psi\rangle$  and  $|\gamma\rangle$  are the control and target qubit, respectively.

An interesting result coming from the GM paradigm is that not all gates are “fundamental” for computations. Indeed, as it happens in the classical case, there is a set of quantum gates, named *universal*, that can be used to approximate to arbitrary accuracy any quantum circuit [140]. The Hadamard (H), Controlled-NOT (CNOT), phase (S), and  $\pi/8$  (T) gates constitute a universal quantum computation set of gates. Although the S-gate can be constructed from the T-gate, it is typically assumed as a component of the universal set due to its large usage in fault-tolerant circuit construction.

As we mentioned above, a circuit is made of a sequence of gates acting on a given set of qubits. To characterize a circuit, two metrics are typically reported, namely, the *width* and the *depth*. The first one refers to the number of qubits involved in the calculations, while the second one represents the longest path in the circuit resembling the largest

Table 4. Frequently used multi-qubit gates.

Name	Symbol	Circuit	Matrix representation	Action
Controlled-NOT	<i>CNOT</i>		$\begin{bmatrix} 1 & 0 & 0 & 0 \\ 0 & 1 & 0 & 0 \\ 0 & 0 & 0 & 1 \\ 0 & 0 & 1 & 0 \end{bmatrix}$	$CNOT( \psi\rangle \otimes  \gamma\rangle) =  \psi\rangle \otimes  \psi \text{ XOR } \gamma\rangle$
SWAP			$\begin{bmatrix} 1 & 0 & 0 & 0 \\ 0 & 0 & 1 & 0 \\ 0 & 1 & 0 & 0 \\ 0 & 0 & 0 & 1 \end{bmatrix}$	It swaps two qubits
Toffoli	<i>CCNOT</i>		$\begin{bmatrix} 1 & 0 & 0 & 0 & 0 & 0 & 0 & 0 \\ 0 & 1 & 0 & 0 & 0 & 0 & 0 & 0 \\ 0 & 0 & 1 & 0 & 0 & 0 & 0 & 0 \\ 0 & 0 & 0 & 1 & 0 & 0 & 0 & 0 \\ 0 & 0 & 0 & 0 & 1 & 0 & 0 & 0 \\ 0 & 0 & 0 & 0 & 0 & 1 & 0 & 0 \\ 0 & 0 & 0 & 0 & 0 & 0 & 1 & 0 \\ 0 & 0 & 0 & 0 & 0 & 0 & 0 & 1 \end{bmatrix}$	$\begin{aligned} CCNOT( \psi\rangle \otimes  \gamma\rangle \otimes  \delta\rangle) \\ =  \psi\rangle \otimes  \gamma\rangle \otimes  (\psi \text{ AND } \gamma) \text{ XOR } \delta\rangle \end{aligned}$

number of operations applied to a given qubit from the beginning to the end of the computations. In Figure 3, we report an example of a circuit in which we applied single- and two-qubit gates. Specifically, the circuit represents one of the most famous algorithms in the scientific community called the Deutsch’s algorithm [57], which determines if a given Boolean function  $f : \{0, 1\}^n \rightarrow \{0, 1\}$  is balanced or constant.

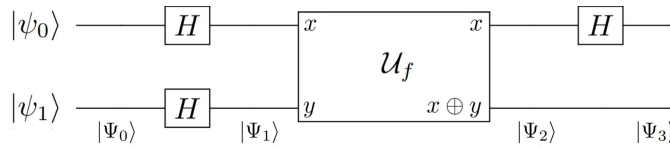


Fig. 3. Quantum circuit implementing Deutsch’s algorithm [57, 140].

As we can see from Figure 3, a quantum circuit is depicted as a set of qubits, represented by lines, to which the gates (squares) are applied, and where the order from left to right represents the flow of time. However, it is worth noting that there is not an actual “flow” of the qubits in a quantum device. Indeed, the state of qubits at each given time represents the state of the QPU, while gates are the transformations applied to them to change the device’s status.

### 4.2 Adiabatic Quantum Computation

In the previous section, we introduced the GM in which a qubits’ state is evolved by applying a series of gates on it. In such a design, the time evolution is discretized since the different operations are performed at subsequent time instants. Quite differently, the Adiabatic approach to quantum computation [70] leverages a time-continuous evolution of the qubits’ state according to the Schrödinger equation [165]. Moreover, it does not require nor allow to apply transformations, such as gates, directly on qubits. Rather, everything is encoded into a quantum operator, called

*Hamiltonian* ( $\hat{H}$ ), that describes the forces to apply to a given system of qubits to move it into the desired state over time. However, it is possible to show that these two approaches are polynomially equivalent [8, 70] by using the technique introduced in [126]. Such a goal is reached by discretizing the evolution time interval and applying the Trotter formula [70] to each time segment. In what follows, we give for granted that the reader knows what a Hamiltonian is or at least its definition in classical mechanics. For our purposes, all that we need to consider is that  $\hat{H}$  can be interpreted as the energy operator, in the sense that its eigenvectors are the energy eigenstates, and its eigenvalues are the energies of the corresponding eigenvectors. Hence, as it will become obvious from the following discussion, in the AQC, any problem is recast as an energy minimization one. The key ingredient of the AQC is that  $\hat{H}$  is not constant, rather it varies with time:  $\hat{H} \rightarrow \hat{H}(t)$ . The AQC derives its name from the Adiabatic Theorem (AT) [136] which asserts how to follow the evolution of a system when  $\hat{H}(t)$  slowly varies over time. Generally speaking, it guarantees that a quantum system will stay near its instantaneous ground state (i.e., its lowest-energy state) if the Hamiltonian that governs its evolution varies enough slowly [7, 37, 69]. More in detail, the system's dynamical evolution is governed by a time-dependent Hamiltonian that interpolates between an initial and a final Hamiltonians within a given time interval. For the formal definition and proof of the AT, we refer the reader to [subsection A.4](#) in the appendix. Moreover, we refer the reader to the comprehensive and fascinating review by [12] for a deep dive into the AQC.

We now briefly report about what is meant by a slowly enough varying Hamiltonian. As previously mentioned, AQC exploits the continuous time-evolution of a qubits' system within a time interval  $[0, T]$ , where  $T$  represents the end of the adiabatic evolution. Commonly, the varying Hamiltonian is expressed as a one-parameter function, given by  $\hat{H}(s)$  where  $s = t/T \in [0, 1]$ . Note that the eigenvalues of  $\hat{H}(s)$ , indicated as  $\xi_i(s)$ , represent different energy levels of the system ordered with increasing values of  $i \geq 0$  (e.g. the ground state energy is  $\xi_0(s)$ ). To ease the understanding of the concepts we indicate the eigenstate for  $\hat{H}(s)$  related to the energy eigenvalue  $\xi_i(s)$  to as  $|\phi_i(s)\rangle$ , where we stressed the time dependence through the parameter  $s$ . Therefore the instantaneous eigenstates for  $\hat{H}(s)$  are the states satisfying  $\hat{H}(s)|\phi_i(s)\rangle = \xi_i(s)|\phi_i(s)\rangle$ . For example, the ground state of  $\hat{H}(s)$ , that is  $|\phi_0(s)\rangle$ , is characterized by  $\hat{H}(s)|\phi_0(s)\rangle = \xi_0(s)|\phi_0(s)\rangle$ . Given such definitions and restricting our interest to the ground state of  $\hat{H}(s)$ , the adiabatic theorem ensures us that if it is guaranteed that the difference among the ground and the first excited state energies,  $\Delta = \min_{0 \leq s \leq 1} (\xi_1(s) - \xi_0(s))$ , remains large enough throughout the entire adiabatic evolution, then the system is likely to lie in the ground state of the instantaneous Hamiltonian. Specifically, such a requirement directly affect the length of the adiabatic evolution  $T$  since  $T \propto \Delta^{-2}$ .

As said at the beginning of the section,  $\hat{H}(s)$  is interpolated between an initial ( $\hat{H}_I$ ) and a final ( $\hat{H}_P$ ), also called the problem, Hamiltonians. Specifically, the “problem” operator encodes the solution to a given problem in such a way that its ground state configuration,  $|\phi_0(s=1)\rangle$ , expresses the solution to the optimization problem at hand. Concerning the AQC, the strategy is first to prepare the qubits in the ground state of  $\hat{H}_I$ , and then the operator is evolved towards  $\hat{H}_P$  by following the so-called adiabatic path  $\hat{H}(s) = (1-s) \cdot \hat{H}_I + s \cdot \hat{H}_P$ . From a mathematical perspective,  $\hat{H}_I$  and  $\hat{H}_P$  can be defined in terms of the Pauli-matrices. Concerning a system made by  $n$ -qubits, the initial Hamiltonian can be defined as:  $\hat{H}_I = \sum_{i=0}^{n-1} \frac{1}{2} (1 - \hat{\sigma}_x^i)$  where  $\hat{\sigma}_x$  is the Pauli- $x$  operator. The ground state of  $\hat{H}_I$  is characterized by all qubits aligned with the  $x$ -axis, i.e., the state  $|+\rangle^{\otimes n} = \frac{1}{2^{n/2}} \sum_{z_1} \sum_{z_2} \cdots \sum_{z_n} |z_i\rangle^{\otimes n}$ , where  $|z_i\rangle \in \{|0\rangle, |1\rangle\}$ , which resembles the uniform superposition of computational basis states. To obtain such a state, one couples a magnetic field, called the transverse or disordering field, in the  $x$ -direction to each quantum bit. The choice of such a shape for  $\hat{H}_I$  relates to specific symmetries that the operator must satisfy to allow for the sought computations. For example, such a choice is mandatory to avoid the so-called “level crossing” [70]. Moreover,  $\hat{H}_P$  is typically expressed in terms of the  $\hat{\sigma}_z$  operator

so that the final configuration of the qubit system is represented by eigenvectors of  $\hat{\sigma}_z$ , i.e., each qubit can be found either in the  $|0\rangle$  or  $|1\rangle$  state. Such a configuration is nothing more than a classical sequence of bits. Thus, by starting from an initial quantum superposition, the adiabatic process evolves the state into a classical configuration which can then be read to return the solution to the problem at hand. One of the first “proof of concept” to show the effectiveness of such a computation model was first realized in [69] for solving instances of the satisfiability problem. Apart from such a first example, many optimization problems can be recast as an energy minimization problem, such as the Grover search algorithm [80] for which the adiabatic approach offers a quadratic speedup [70, 71] over the classical formulation. We report in Figure 4 a schematic representation of an adiabatic path representing the Deutsch’s algorithm [57]. The reader might compare such an image with Figure 3 to notice the difference between the two designs.

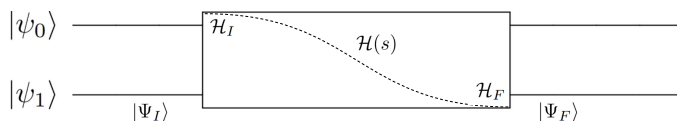


Fig. 4. Schematic adiabatic evolution for the Deutsch’s algorithm [57].

## 5 THE QUEST FOR QUANTUM SUPREMACY

The first claim about an attainable advantage with a hypothetical quantum computer upon a classical one is attributed to Feynmann [72]. However, at that time, such an idea concerned quantum simulations of physical systems rather than universal computations. Indeed, considering the simulation of a dynamical system characterized by  $N = 2^d$  degree of freedoms, one can immediately see that a classical simulation living in a  $2^d$ -dimensional Hilbert space requires resources that grow exponentially with the problem size, while only polynomially if using a quantum device [126].

However, soon after, researchers started to think about gaining an advantage over generic classical computations by leveraging quantum effects. Thus, the concepts of “quantum advantage” (or “quantum speedup”) and “quantum supremacy” [88, 151] appeared in the literature. Although both terms refer to the same principle, loosely speaking, one can distinguish among them as follows. The first one typically refers to the ability of a quantum computer to perform a given computation faster than a classical one. Instead, the last one assesses that a quantum computer can find solutions to the problem at hand that no classical computer will be ever able to solve (or at least won’t be able in a reasonable amount of time). Thus, even though both terms express the same principle, sometimes they are used with slightly different meanings.

One of the most important phenomena for quantum computations is the entanglement, which allows propagating the action on a qubit to others and compressing the resource requirements to describe a given state. Highly entangled states cannot be simulated efficiently by classical systems, representing one of the fundamental proofs to assess the real advantage of quantum devices over classical ones. Interestingly, assuming that it is true that there are computational tasks beyond any classical computer’s capability that can be solved with a universal quantum computer, then in that case, it could be possible to refute the “extended Church-Turing thesis”. As we mentioned previously, concerning an algorithmic point of view, the size of the Hilbert space grows exponentially for a classical algorithm while only polynomially in the quantum case. Moreover, quantum phenomena such as entanglement, superposition, and tunnelling, help to navigate such a vast space and should allow for a quantum speedup [5, 87, 126]. Concerning the GM, Deutsch [56] was among the first ones to show that a quantum circuit can be built of reversible quantum logic gates to compute any

classical function  $f$  defined on  $n$  bits. In 1992, the first example of quantum advantage in computation was formalized in [57] in which the authors showed that, for a given class of problems, a quantum device required exponentially less time to solve them compared to any deterministic classical approach.

When talking about quantum advantage or speedup, there are two algorithms that are typically cited: Grover’s search algorithm [79, 80] and Shor’s factoring one [174, 175]. However, there is a fundamental difference in the way they reach the advantage. Indeed, while for the first one, the “modest” quadratic speedup over the classical formulation is mathematically demonstrated, concerning the second one, this is not the case. Specifically, all that can be said about the Shor’s algorithm is that it reaches an exponential speedup over the most efficient classical analogous available today. However, nothing forbids that a new classical formulation might reduce or even eliminate such a gap.

Generally speaking, there are several definitions of quantum speedup. “Provable quantum speedup” stems from the existence of a mathematical proof that there is not any classical algorithm that can perform better than the quantum one [29, 80]. A different concept is expressed by the “strong quantum speedup” [144] which considers the performance of the best classical algorithm. Shor’s algorithm [174, 175] is an instance of such a definition. Indeed, although classical algorithms require super-polynomial cost in the number of digits, the proof of an exponential lower bound for classical factorization has not been found yet. Thus, one typically adopts the concept of quantum speedup by referring to the case in which the comparison is raised among the best known classical algorithm, which, however, might not be the best possible one, and its quantum counterpart.

Another class of problems that is probed to prove and harness a quantum advantage is the sampling problems’ class [88], such as: constant-depth circuits [183], boson sampling [2], and random quantum circuits containing commuting and non-commuting gates [36, 40, 172]. Such examples are somehow in between the factoring algorithm [174] and analog quantum simulators [47, 49, 74].

In [159], the authors performed experiments on a “D-Wave Two” quantum annealer. As a benchmark, they tasked the QPU with finding the ground state of a 2D planar graph of an Ising spin glass model, which is known to be an NP-hard problem [20]. The authors compared the results from simulated annealing [114], simulated quantum annealing [133, 163], and the actual quantum device from D-Wave [30, 86, 99, 100]. From their experiments, they did not observe any evidence for a genuine quantum speedup. Recently, the Google company claimed to have reached the quantum supremacy [19]. In their work, the authors proposed an ad-hoc experiment involving a QPU containing 53 qubits and a circuit of depth equals to 20, and claimed that a classical computer would have required thousands of years to simulate the obtained results. However, several research groups immediately replied to such a claim by showing how it was possible to simulate such a quantum computer in just slightly more than two days [146] or even less [200]. Such deeply different results witnesses the difficulty that researchers typically face when trying to estimate the real power of Noisy Intermediate-Scale Quantum (NISQ) devices. Thus, imposing to scientists to be more careful when announcing breakthroughs in this field being quantum phenomena very hard to harness and sometimes to fully understand in all their manifestations.

We conclude this brief overview over the concept of quantum supremacy and the various attempts to harness it by observing that, despite the tremendous efforts that scientists are devoting to embrace the quantum phenomena, such a goal is still far from being reached. Moreover, it is clear that any claim about quantum supremacy must undertake a detailed analysis based on the most recent achievements in classical simulation algorithms [41, 103, 153].



## 6 QUANTUM LEARNING

The research on Quantum Neural Networks is a quest started more than twenty years ago [15, 67, 169, 171] and it is still an open issue. Studies from Behrman et al. [25] and Toth et al. [186] are examples of seminal works that introduced the concept of QNNs. Behrman et al. [25] described a mathematical model based on quantum dot molecules and showed by simulations that such a model was able to realize any classical logic gate. Instead, Toth et al. [186] proposed a more biologically inspired architecture, where quantum dots were coupled to form a cellular structure in which near-neighbor connectivity allowed the information to flow. The realization of a quantum analogous of an Artificial Neural Network (ANN), as an algorithm able to combine the features from both the classical and quantum worlds, is a long-standing dream [169] for the scientific community. In the classical realm, a feedforward ANN is a universal approximator of continuous functions [96], thus a QNN should at least satisfy such a requirement.

In what follows, we focus especially on the GM paradigm since, currently, it is the most widely adopted approach in such a context. However, we also report some interesting formulations based on the AQC. First, we introduce the concept of ANN and how it can benefit from a quantum formulation. Then, we describe two techniques to train QNNs. Subsequently, we report several designs for QPs and QNNs.

Classically, an ANN is composed by a sequence of layers each of which applies a specific mathematical transformation on its input and produces an output that is taken as input by the subsequent layer in the network. To enhance the representation power of these algorithms, typically the various layers are interleaved by non-linear functions. Indeed, if only linear operations are considered, one could reduce the entire network to a single affine mapping. ANNs owe their name to the structure which is loosely inspired by the brain structure. Moreover, still based on biological similarities, the basic building block of ANNs is the artificial neuron, called *perceptron*, a computational model originally proposed by Rosenblatt [160]. These algorithms typically deal with large amounts of data aiming at finding patterns to describe them by surfing the parameters' space. Thus, they are perfect candidates to leverage the advantage of quantum phenomena that allows to navigate more efficiently high dimensional spaces. From the classical perspective, a perceptron is a computational model characterized by a non-linear response to its input and is parametrized as:

$$s_i = f(\mathbf{w}_i^T \mathbf{x} - b_i) = f\left(\sum_j w_{ij} x_j - b_i\right) \quad (15)$$

where  $\mathbf{x}$  is the input, and  $f$  is the non-linear activation function, and  $\mathbf{w}$  and  $\mathbf{b}$  are the weight matrix and the bias vector, respectively. Depending from the value of  $s_i$ , the perceptron is said to be either active or at rest. Such an interpretation of a two-state system, naturally brought to the researcher mind that perhaps a similarity with a qubit-based system can be explored.

Concerning the quantum realm, in 1994, Lewenstein [123] was among the first ones to propose a quantum-mechanical perceptron as an ideal basic element that processes input quantum states into output states through unitary transformations. Since then, several studies have been conducted aiming at both formulating QNNs as made up of basic cells such as QPs or as completely new computing architectures. Indeed, the design of QNNs can be much different from that of classical ANNs meaning that the first ones do not require to be made of several layers of QPs. For example, they can be realized as variational circuits (see subsection 6.3) without relying on a direct implementation of a basic cell resembling the quantum analog of a perceptron.

A QNN by its own nature accepts quantum states as input, hence classical data must be translated into quantum states, a process called “state preparation”. Researchers proposed several encoding strategies to such an aim and the quantum amplitudes encoding [166] is one of them. Amplitudes encoding associates quantum amplitudes with real

vectors with the only caveat that they must be normalized. Formally, given a normalized vector  $x \in \mathbb{R}^d$ , where  $d = 2^n$  for an  $n$ -qubit system, we have the following mapping:

$$\mathbf{x} = \begin{bmatrix} x_0 \\ x_1 \\ \vdots \\ x_{2^n-1} \end{bmatrix} \rightarrow |x\rangle = \frac{1}{\|\mathbf{x}\|} \sum_{i=0}^{2^n-1} x_i |i\rangle \quad (16)$$

where  $|i\rangle$  represents the  $i$ -th computational base state. For example, if  $\mathbf{x} = [1, -1]$  then  $|x\rangle = (|0\rangle - |1\rangle)/\sqrt{2}$ , upon normalization. Hence, the main advantage of this encoding is that it only requires  $\log Md$  qubits to encode a dataset of size  $M$  and dimensionality  $d$  [166].

## 6.1 Variational Algorithms

Currently, the leading approach to the optimization of quantum circuits [26] exploits Variational Quantum Algorithms (VQA) [44, 82, 134, 149], hybrid quantum-classical algorithms that leverage both quantum as well as classical components. They owe their name to the fact that they are inspired by the well known result from physics called the *Variational Principle*, which provides an upper bound of the ground state's energy of a quantum system. Generally speaking, the Variational Principle gives a recipe to construct a trial state (i.e., a quantum state parameterized by learnable parameters) for optimization purposes. We refer the interested reader to [subsection A.3](#) where we report the formal definition and proof of the variational principle.

From a computer science point of view, one can formulate a VQA as follows. A hybrid quantum-classical architecture comprising a set of quantum operations, termed the *ansatz*, that are applied to the initial qubits state and produce a final state, called *trial state*. The ansatz is characterized by a set of gates controlled by some parameters  $\{\theta_i\}$  whose value is modified with the help of a classical procedure, e.g., gradient descent. Therefore, the design of such algorithms typically relies on three main components. The first one is the ansatz, which sometimes includes the embedding of classical data into a quantum state. Subsequently, one must specify an objective function, whose value is used to drive the optimization procedure, and finally a classical optimization procedure used to modify the ansatz's parameters,  $\{\theta_i\}$ , that defines the transformations applied on qubits. Hence, it is clear that variational quantum circuits represent the practical embodiment of the idea to train quantum computers as we train neural networks. We report in [Figure 5](#) a schematic view of a VQA.

The first application of such a method is the Variational Quantum Eigensolver [105, 149, 192].

The Quantum Approximate Optimization Algorithm (QAOA) [68] is a famous quantum algorithms that defines an ansatz to generate approximate solutions to a given problems. It was initially proposed to solve combinatorial optimization problem, and then it was generalized as a standard ansatz [44, 84]. QAOA finds the trial state by repeatedly applying unitary evolutions according to a two-terms Hamiltonian [68], namely,  $\hat{H}_C$  and  $\hat{H}_B$ . The first one, encodes the classical cost function to be optimized and it is typically diagonal in the computational basis, while the second one is the mixing Hamiltonian which coherently moves the system through different configurations in the Hilbert space seeking for the ground state of  $\hat{H}_C$ . Typically,  $\hat{H}_B$  is a global transverse field, i.e.,  $\hat{H}_B = -\sum_i \hat{\sigma}_x^i$ . Thus, given the

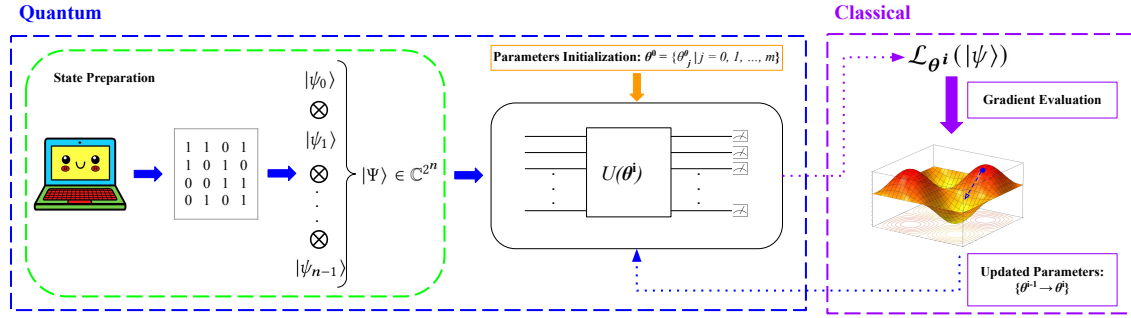


Fig. 5. Schematic view of a VQA.

problem Hamiltonian  $\hat{H}_C$ , one can use QAOA to find its ground state by applying the evolution operator  $\hat{U}$ :

$$|\psi(\boldsymbol{\beta}, \boldsymbol{\gamma})\rangle = \hat{U}(\boldsymbol{\beta}, \boldsymbol{\gamma})|\psi_0\rangle = \prod_{i=0}^p e^{-i\beta_i \hat{H}_B} e^{-i\gamma_i \hat{H}_C} |\psi_0\rangle = e^{-i\beta_p \hat{H}_B} e^{-i\gamma_p \hat{H}_C} \dots e^{-i\beta_1 \hat{H}_B} e^{-i\gamma_1 \hat{H}_C} H^{\otimes n} |0\rangle \quad (17)$$

where the set of angles  $\{\boldsymbol{\beta}, \boldsymbol{\gamma}\}$  are the parameters to be optimized. Starting from a generic initial state, e.g., the uniform superposition of the basis states  $|\psi_0\rangle$ , one can evolve it by using Equation 17 and obtain  $|\psi(\boldsymbol{\beta}, \boldsymbol{\gamma})\rangle$ . The parameters are then adjusted such as to minimize the objective function expressed as:

$$f(\boldsymbol{\beta}, \boldsymbol{\gamma}) = \langle \psi(\boldsymbol{\beta}, \boldsymbol{\gamma}) | \hat{H}_C | \psi(\boldsymbol{\beta}, \boldsymbol{\gamma}) \rangle = \langle \psi_0 | \hat{U}^\dagger(\boldsymbol{\beta}, \boldsymbol{\gamma}) \hat{H}_C \hat{U}(\boldsymbol{\beta}, \boldsymbol{\gamma}) | \psi_0 \rangle \quad (18)$$

A fundamental ingredient for QAOA is the parameter  $p$  in Equation 17 since it regulates the precision of the approximate solution. Growing  $p$  means reducing the “distance” from the optimal solution, however, for large  $p$  decoherence starts to play a significant role in the computation since the ansatz will contain more gates. We refer the reader to the original paper [68] for a full discussion about the impact of the  $p$  parameter and for QAOA in general.

In the next two sections, we move to the topics of QPs and QNNs. Differently from what happens in classical learning approaches, quantum ansatz are typically specialized to build perceptrons or to represent an entire network. From such an observation, we first delve deep into the QPs and then to full QNNs proposals.

## 6.2 Quantum Perceptron

The implementation of the Quantum Perceptron is still an open quest. We know that classically there is one reference implementation of such objects (Equation 15). However, due to due intrinsic differences among the quantum hardware platforms currently available, different formulations report advantages and disadvantages depending on the context in which they are used. Thus, allowing for distinct implementations equally valid in the respective fields of application. To ease the reader’s understanding of the current state-of-the-art concerning QPs, we report a summary in Table 5. It should be noted that some approaches have been implemented on real QPUs (e.g., IBM Q 5) while other methods have so far only been tested using numerical simulations.

Due to the linear, unitary, and non-dissipative nature of the quantum transformations, one of the hardest challenges to design a QP resides in the design and implementation of non-linear activation functions for quantum computations. In 2017, Cao et al. [42] proposed an approach based on the Repeat-Until-Success (RUS) [35, 143] technique to synthesize quantum gates. As we mentioned previously, the classical perceptron realizes the mapping  $g : \mathbb{R}^n \rightarrow \mathbb{R}$ . Given an input

Table 5. Summary comparison among various quantum perceptron proposals. The symbol “nr” stands for “not reported” meaning that the authors did not explicit reported that specific information. In the column “Simulation” we reported whether the method was implemented on an actual QPU or tested using numerical simulations only (reporting in brackets the library used when the information was available).

Work	Formulation	Implementation	Code
<i>Using the Gate Model</i>			
Cao et al. [42]	Circuit based on RUS (using a tangent-based non-linear function). The input data are encoded into an N-qubit state	Simulation	✗
Hu et al. [97]	Circuit based on RUS (using a sigmoid-based non-linear function). The input data are encoded into an N-qubit state.	IBM Q 5	✗
Du et al. [61]	Variational quantum circuit based on a parametrized Grover oracle learned with a classical optimization approach.	Simulation (pyQuil)	✗
Wiebe et al. [195]	Quantum search problem, based on the version space interpretation of the perceptron, based on the Grover’s algorithm.	nr	✗
Liu et al. [125]	Given a supervised dataset, construct the weights’ matrix as the tensor product of input and target and then apply SVD to it.	nr	✗
Wiersema et al. [196]	Qubit represented as a density matrix that describes the classifier as a Boltzmann-like finite-temperature distribution.	Simulation (Tensorflow)	✓*
Tacchino et al. [182]	Quantum variational circuit in which the $m$ -dimensional input datum is encoded into the $m$ coefficients of an N-qubit state.	IBM Q 5 “Tenerife”	✓◦
<i>Using the Adiabatic Model</i>			
Soloviev et al. [180]	Perceptrons and synapses are implemented as JJ-based superconducting circuits.	nr	✗
Torrontegui et al. [185]	Two-level system (qubit) with a non-linear excitation response to the input field.	Simulation (Tensorflow)	✓•

**Code:** ✗ the code is not publicly available, ✓ the code is available either on GitHub (\*), upon request to the authors of the original work (◦), or in the supplementary material of the original work (•).

vector  $\mathbf{x} = [x_0, x_1, \dots, x_{n-1}]^T$  it evaluates the non-linear transformation  $g(\mathbf{x}) = f(\mathbf{w}^T \mathbf{x} + b)$  that, once thresholded, defines the activation status of the perceptron. In such a context,  $f$  represents the non-linear operation whose output lies in  $[l, u]$  where typically  $l = -1$  or  $0$  and  $u = 1$ . Such an operation can be mapped to the quantum realm by defining the perceptron as a qubit whose state is defined as:  $\hat{R}_y(a\frac{\pi}{4} + \frac{\pi}{4})|0\rangle = \cos(a\frac{\pi}{4} + \frac{\pi}{4})|0\rangle + \sin(a\frac{\pi}{4} + \frac{\pi}{4})|1\rangle$ , where  $a \in [-1, 1]$  and  $\hat{R}_y$  represents a rotation around the  $y$ -axis as described by  $\hat{\sigma}_y$ . Note that as far as the extreme values of  $a$  are concerned, they recover a classical behavior being the system in the state  $|0\rangle$  or  $|1\rangle$ . Instead, in all other cases it behaves quantum-mechanically. Input data are encoded into a state vector acting as the control register over the ancilla qubits and the non-linearity is realized by exploiting the RUS [143] design. Specifically, the authors implemented a sigmoid-like, tangent-based, non-linear function:  $\arctan(\tan^2(x))$ . Stemming from the same approach, Hu et al. [97] implemented a different RUS circuit to represent a sigmoid-based activation function,  $f(x) = \arcsin(\sqrt{\text{sigmoid}(x)})$ , thus avoiding the drawbacks of using a periodic functions, such as the tangent. Moreover, being based on the sigmoid, it accepted any real number as input rather than in  $[0, 2\pi]$  only.

Wiebe et al. [195] assumed a very interesting and completely different perspective. Indeed, the authors reported that the only way to unveil a quantum advantage is to formalize approaches that do not try to emulate classical algorithms in the quantum world. Instead, a new point of view is needed. Thus, they based their approach on the *Version Space*

interpretation of the perceptron and the Grover’s search algorithm [79, 80]. Specifically, they exploited a general method referred to as amplitude amplification [39] for which Grover’s algorithm represents a particular case. Using the *Version Space*, the authors posit the problem of training a perceptron as a search problem (i.e., search for the optimal parameters rather than “learn” them), hence fully exploiting the quantum advantage offered by the amplitude amplification technique.

Wiersema et al. [196] exploited the formalism of density matrices to cast the perceptron learning problem in terms of a quantum cross-entropy:

$$\mathcal{L}_q = - \sum_{\mathbf{x}} q(\mathbf{x}) \text{Tr}\{\eta_{\mathbf{x}} \ln \rho_{\mathbf{x}}\} \quad (19)$$

where  $q(\mathbf{x})$  is the empirical distribution of observing the datum  $\mathbf{x}$ ,  $\eta_{\mathbf{x}} \equiv |\Psi\rangle\langle\Psi|$ , with  $|\Psi\rangle = \sqrt{q(y|\mathbf{x})}|0\rangle + \sqrt{q(-y|\mathbf{x})}|1\rangle$ , is the density matrix associated with the distribution  $q(y|\mathbf{x})$  of observing the label  $y \in \{1, -1\}$  given  $\mathbf{x}$ , while  $\rho_{\mathbf{x}} \equiv \rho(\mathbf{x}, \mathbf{w}; y)$  is the density matrix associated to the model distribution  $p(y|\mathbf{x}; \mathbf{w})$ . Note that such a formulation resembles the classical cross-entropy objective:  $\mathcal{L}_{cl} = - \sum_{\mathbf{x}} q(\mathbf{x}) \sum_y q(y|\mathbf{x}) \ln p(y|\mathbf{x}; \mathbf{w})$ . The matrix  $\rho_{\mathbf{x}}$ , which embodies the perceptron’s description, represents a finite-temperature description of a qubit formulated as:

$$\rho_{\mathbf{x}} = \exp\left(-\beta \sum_k h^k \hat{\sigma}_k\right) / Z, \quad (20)$$

where the term  $h^k \in \mathbb{R}$  is evaluated as  $\mathbf{w}^k \mathbf{x}$ , and  $\hat{\sigma}_k$  are the Pauli matrices. Thus, there is a direct dependence from the classical input data of the perceptron state. When the dataset  $\{\mathbf{x}\}$  is linearly separable, the convergence point is similar to the classical case. Instead, in the presence of label noise, there is a contribution also from Pauli operators other than  $\hat{\sigma}_z$  that allows the perceptron to perform better than its classical counterpart.

Torrontegui et al. [185] based their approach on the similarity between the classical perceptron and a single qubit interpreted as a two-levels system. Indeed, they implemented the perceptron as a qubit, with sigmoid non-linear activation, that undergoes a unitary transformation given by

$$\hat{U}_j(\hat{x}_j; f) = \exp\left(i \arcsin\left(f(\hat{x}_j)^{1/2}\right) \hat{\sigma}_y^j\right) \quad \text{with} \quad \hat{x}_j = \sum_{k < j} w_{jk} \hat{\sigma}_z^k - \theta_j \quad (21)$$

where  $\hat{x}_j$  is the input field,  $\hat{\sigma}_y$  and  $\hat{\sigma}_z$  are the Pauli matrices, and  $f(\cdot)$  encodes the non-linear activation function. The authors formalized the implementation of such a model using an adiabatic process. Specifically, they proposed implementing the evolution of the system as a single adiabatic path for an Ising model of interacting spins. With such a definition, the authors proved that such a perceptron acts as a universal approximator. Moreover, they report how it is possible to treat such objects as the basic building block for large neural networks.

In Liu et al. [125], the authors proposed a quantum algorithm based on unitary weights, suitable to implement a one-iteration learning approach. The weights’ operator is constructed as the tensor product  $\hat{w} = \sum_j |y_j\rangle \otimes \langle x_j|$ , where  $\langle x_j|$  represents the conjugate transpose matrix of a training input and  $|y_j\rangle$  is the desired output. The Singular Value Decomposition procedure is then applied to  $\hat{w}$  to decompose it as the product of unitary matrices. In their work, the authors showed how to approximate several quantum gates with such an algorithm. A similar approach is also exploited by Khan et al. [110].

Du et al. [61] proposed a variational QP implementing a parametrized oracle for a Grover-like search algorithm. The parametrized quantum circuit is used to learn features from the input dataset, and a classical optimization algorithm guides the parameters update.

Differently from the previously introduced approaches, Soloviev et al. [180] reported a discussion about how to exploit superconducting circuits equipped with Josephson junctions [101, 102] to physically realize perceptrons and synapses to build up a neural network. Specifically, the authors exploited the operational principles of adiabatic superconducting cells to implement multilayer perceptrons. In such a design, the current-phase relation is used to implement the non-linear response, while the input to the system is supplied as magnetic fluxes to which the circuits, operating at a few kelvins, couple.

Finally, in 2019, Tacchino et al. [182] proposed a binary perceptron model that can be implemented on NISQ [152] devices. To reduce the resource demand of the algorithm, the authors formalized a new procedure to generate multipartite entangled states based on the so-called hypergraph states [75, 161]. Given the preparation state as  $|0\rangle^{\otimes N}$ , the authors evolved the state employing two unitaries,  $\hat{U}_i$  and  $\hat{U}_w$ , that encoded the input patterns,  $i$ , and the weight vector,  $w$ . The computation performed by the perceptron was vein by the inner product among the quantum states encoding the weights and the input, i.e.,  $\langle \psi_w | \psi_i \rangle$ . Finally, the non-linearity was implemented as a measurement whose output represented the probability for the system of being activated by the given input pattern. The authors successfully proved that for any given weight vector,  $w$ , the perceptron was able to single out from the 16 possible input patterns only  $i = w$  (with output probability of 1, i.e., the perfect activation of the neuron), while all other inputs gave outputs smaller than 0.25.

### 6.3 Quantum Neural Networks

Before delving deep into the most recent achievements in the field of QNNs, we briefly mention a few seminal works that, although were published several years ago, played a relevant role for the advancement of the discipline at hand. One of the first proposals concerning a hybrid algorithm for QNNs, can be dated back to 2000 with the work of Narayanan and Menneer [139]. Using simulations, the authors compared the performance of a classical artificial network in which from one experiment to the next, different components were substituted with their quantum analogous. Interestingly, the authors found that a fully quantum network did not report any tangible advantage compared to a “partially” quantum one. Ventura and Martinez [187] proposed a quantum version of associative memories to harness the exponential increase in storage capacity, originated from superposition effects that quantum mechanics allows, concerning classical algorithms. To their aim, the authors exploited a generalization of the Grover’s algorithm [79, 80] able to fulfill the search and completion tasks.

QVA is the most commonly adopted choice to design quantum neural networks. In such a context, the qubits’ states are manipulated by unitaries characterized by a set of parameters that are classically learned at training time. Finally, the value of a given observable is accessed through a measurement that outputs a discrete quantity. Although in what follows we focus on those algorithms, it is worth mentioning that another class of quantum algorithms exploits continuous variables, namely Continuous-Variable (CV) [112] models. These models do not use qubits to store quantum information. Instead, they exploit continuous degrees of freedom such as the amplitude of the electromagnetic field, thus making them suited for photonic hardware.

Differently from the variational approach, a quantum generalization of the classical feedforward neural networks was proposed by Wan et al. [191]. The quantum neural network accounted for a reformulation of the perceptron model by making each transformation reversible and unitary. Although different from VQA, such networks have been shown, by employing numerical simulation, to be trainable using gradient descent for a given objective function. In such a case, the goal was to minimize the difference between the quantum circuit’s output and the expected one. A viable way to

physically realize such an architecture was by employing quantum photonics. As an example, to prove the effectiveness of their approach, the authors proposed a quantum autoencoder to compress two quantum states with high accuracy.

In Grant et al. [77], the authors exploited the tensor networks' hierarchical structure to represent quantum circuits. Specifically, they employed tree tensor networks [173] and the multi-scale entanglement renormalization ansatz (MERA) [189] to implement a quantum classifier subsequently tested against the Iris, MNIST, and a synthetic quantum datasets. The classifiers were implemented on the ibmqx4 quantum computer and trained using the mean squared error loss evaluated between the circuit's output and the expected one. Specifically, concerning the first quantity, it represented the outcome of a measurement on the target qubit:  $\langle \hat{M}_\theta(|\psi\rangle) \rangle = \langle \psi | \hat{U}_\theta^\dagger \hat{M} \hat{U}_\theta | \psi \rangle$ . To minimize the objective function, the authors employed the Adam [113] optimizer. As an example of hierarchical structure, the tree tensor networks-inspired circuit begins by applying a set of two-qubit unitaries among the nearest qubits. After each operation, one qubit is discarded, thus halving the total number of qubits to the next layer. After a sequence of such unitaries, the state of the final remaining qubit is measured.

Classical AutoEncoders are tasked with data reduction, i.e., given an  $(n+k)$ -bit representation, the encoder generates a compressed  $n$ -bit datum with the same discrimination power of the original input. Romero et al. [158] proposed a Quantum AutoEncoder (QAE) as a solution to the compression problem concerning quantum states represented by  $(n+k)$ -qubits. Specifically, they were meant to facilitate quantum data compression especially concerning quantum simulations. Such models should recognize patterns due to quantum phenomena, such as superposition and entanglement, not accessible to classical algorithms. In their paper, the authors tested their architecture to compress ground states of the Hubbard model and molecular Hamiltonians. The task of a QAE was then to get rid of a certain number of qubits, say  $k$ , while maintaining the same amount of quantum information in the remaining ones. Thus, the QAE must entangle qubits, and to such an aim, the authors exploited unitary gates to build the variational circuit. As a cost function, QAE leverages the expected fidelity [140],  $F(|\psi_i\rangle, \rho_i^{out})$ , which quantifies the deviation from the initial state  $|\psi_i\rangle$  to the output one  $\rho_i^{out}$ . The authors used a hybrid approach to train the model in which the quantum device took care of the state preparation and the measurement while the optimization procedure was carried out through classical techniques. To train the circuit, the authors exploited two different optimizers, namely, L-BFGS-B and Basin-Hopping. After training, the authors proved that QAE could compress the ground state of the two-sites Hubbard model from 4 qubits down to 1 with an error of below  $10^{-4}$ . It is relevant to notice that such a compression allows moving from a space of size  $2^4$  to one of size 2.

Inspired by the success of deep convolutional neural networks (DCNN) on the task of pattern recognition [118, 119], in Cong et al. [50] a variational ansatz is proposed named Quantum Convolutional Neural Networks (QCNN). As typically happens for variational circuits, hyperparameters such as the number of gates are fixed, while the parameters characterizing them are learned by classical optimization. The similarity between DCNN and QCNN stems from the interpretation given to each "layer" of the last one. However, it is fundamental not to confuse the concept of layer between the classical and quantum architectures. Indeed, concerning the last one, a layer is represented by a unitary operator applied to the data register. With such a difference in mind, one can think of the structure of a QCNN as a sequence of layers as follows. The first layer applies a single quasilocal unitary,  $\hat{U}_\theta$ , in a translationally invariant manner followed by a measurement on a subset of the input qubits, which resembles the pooling operation. The outcome of such an operation determines the unitary operation,  $V_\gamma$ , applied to the nearby qubits. These two operations are applied a few times until the system is small enough. A final unitary,  $F_\beta$ , is then applied to emulate the action of a fully connected layer. Finally, the outcome of the QCNN is obtained by measuring a specific set of output qubits. Such a model was applied successfully to solve the problem of Quantum Phase Recognition (QPR), which aims at recognizing

whether a given input quantum state  $\rho_i$  belongs to a particular quantum phase of matter. Given a QCNN, the training set comprised training vectors  $\{(|\psi_i\rangle, y_i) | i = 0, 1, \dots, N\}$ , where the binary labels  $y_i$  identified a given input state vector. As objective, the authors exploited the mean squared error between the label  $y_i$  and the output from the QCNN. Thus, the learning process consisted of initializing all the unitaries and then optimizing them until convergence, for example, via gradient descent.

Graph Neural Networks [181] were introduced to exploit the geometrical structure in the input data and accounted for the application of neural networks to acyclic graphs. Based on a similar principle, a general ansatz was proposed by Verdon et al. [188], named Quantum Graph Neural Networks (QGNN), consisting of a sequence of  $Q$  different Hamiltonian evolutions repeated  $P$  times:

$$\hat{U}(\boldsymbol{\eta}; \boldsymbol{\theta}) = \prod_p^P \left[ \prod_q^Q e^{-i\eta_{pq} \hat{H}_q(\boldsymbol{\theta})} \right] \quad (22)$$

where the  $\boldsymbol{\eta}$  and  $\boldsymbol{\theta}$  are the sets of variational parameters, and the  $\hat{H}_q(\boldsymbol{\theta})$  are the Hamiltonians encoding the problem to be solved. The authors proposed different variants for the general QGNN ansatz concerning the following tasks: learning Hamiltonian dynamics of quantum systems, learning how to create multipartite entanglement in a quantum network, unsupervised learning for spectral clustering, and supervised learning for graph isomorphism classification. Concerning the first task, they specialized the ansatz naming it Quantum Graph Recurrent Neural Network (QGRNN) that tied the temporal parameters between iterations, thus resembling the classical sequence networks in which the parameters are shared among the various time step of the representation evolution. To train such a model, the authors used the Adam [113] optimizer to minimize the average fidelity:

$$1 - \frac{1}{B} \sum_{j=1}^B |\langle \psi_{T_j} | \hat{U}^j(\Delta, \boldsymbol{\theta}) | \psi_0 \rangle|^2 \quad (23)$$

where the  $|\psi_T\rangle = \hat{U}(T)|\psi_0\rangle = e^{-iT\hat{H}(\boldsymbol{\theta})}|\psi_0\rangle$  is the state evolved from  $|\psi_0\rangle$ , for a time  $T$ , after  $P \sim T/\Delta$  iterations with  $\Delta$  being a hyperparameter determining the Trotter step size, and the average is evaluated over a batch of size  $B$ .

A slightly different approach is investigated in Henderson et al. [94], where the authors proposed to empower a classical DCNN with a layer containing filters implemented as quantum circuits. Such architecture was named Quanvolutional Neural Networks (QVNN). Such a proposal stemmed from the observation that, on the one side, machine learning algorithms benefit from random non-linear features in terms of accuracy and training time, while on the other, quantum circuits can model complex functional relationships. Each quanvolutional layer was characterized by a certain number of filters designed as a sequence of single- or single-controlled qubit gates. Specifically, each circuit was built by considering each qubit as a node in a graph and assigning what the authors named a ‘‘connection probability’’ between each qubit. A key difference of such a formulation of QVNN compared to others is the lack of a variational tuning of the circuits’ parameters. QVNNs were tested against the MNIST dataset using the QxBranch Quantum Computer Simulation System and, unfortunately, the authors did not find any advantage over the classical counterpart. Indeed, the performance of the QVNN was indistinguishable from that of a random model.

The Universal Approximation Theorem (UAT) [96] represents a milestone in the context of machine learning. Practically speaking, it ensures that, a neural network comprising a single hidden layer with enough units can approximate



Table 6. Summary comparison among various quantum neural networks proposals. The symbol “nr” stands for “not reported” meaning that the authors did not explicit reported that specific information or that the specific attribute cannot be applied to the referred work.

Work	Aim	Loss Function	Variational Parameters ( $n$ -qubits)	Optimization	Impl.		Appl. Field	Input Type
					Sim.	QPU		
Wan et al. [191]	Quantum Feedforward Networks	$\sum_{i=1}^3 \sum_{j \in \{\text{qout}\}} \eta_{ij} (\langle \hat{\sigma}_i^{(j)} \rangle_{\text{out}} - \langle \hat{\sigma}_i^{(j)} \rangle_{\text{true}})^2$ ‡	nr	Gradient Descent	✓	✗	QI	Q
Romero et al. [158]	Quantum data compression	$\sum_{i=0}^{S-1} p_i \cdot F(\text{Tr}_A[U_\theta  \psi_i\rangle \langle \psi_i _{AB} U_\theta^\dagger],  \phi\rangle_B)$ §	$O(n^2)$	L-BFGS-B, Basin-Hopping	✓ <sup>†</sup>	✗	Chem.	Q
Grant et al. [77]	Hierarchical Quantum Classifiers	$\frac{1}{D} \sum_{i=0}^{D-1}  M_\theta( \psi_i\rangle) - y_i ^2$ ★	nr	Adam	✗	✓*	CS, Phys.	C, Q
Cong et al. [50]	Quantum state recognition	$\frac{1}{D} \sum_{i=0}^{D-1}  f_{(U_\theta, V_\gamma, F_\beta)}( \psi_i\rangle) - y_i ^2$ ★	$O(\log n)$	Gradient Descent	✓	✗	Phys.	Q
Verdon et al. [188]	Hamiltonian Dynamics <sup>†</sup>	$1 - \frac{1}{B} \sum_{j=0}^{B-1}  \langle \psi_f^j   U_\theta^j   \psi_0 \rangle ^2$ °	nr	Adam	✓	✗	Phys.	Q
Schuld et al. [167]	Binary Classification	$\frac{1}{2} \sum_{i=0}^{D-1}  \pi_\theta( \psi_i\rangle) - y_i ^2$ ★	$O((\log n)^k)$	Gradient Descent	✓	✗	CS	C
Henderson et al. [94]	Pattern Recognition	nr	nr	nr	✓ <sup>††</sup>	✗	CS	C
Perez et al. [147]	Universal Quantum Classifier	$1 - \sum_{i=0}^{D-1}  \langle \psi_f^i   U_{(\theta, x_i)}   \psi_0 \rangle ^2$	nr	L-BFGS-B	✓	✗	CS	C
Beer et al. [24]	Deep Quantum NN	$\frac{1}{D} \sum_{i=0}^{D-1} \langle \psi_{\text{true}}^i   \rho_{\text{out}}^i   \psi_{\text{true}}^i \rangle$	$O(2^{2N})$	Gradient Descent	✓	✗	QI	Q
Macaluso et al. [130]	MLP for linear mappings	$\sum_{i=0}^{D-1}  f(x_i; \Theta) - y_i ^2$	nr	Nesterov	✓ <sup>§‡</sup>	✓ <sup>•</sup>	CS	C
Mari et al. [132]	Transfer Learning	$-\frac{1}{D} \sum_{i=0}^{D-1} p_i [y_i - \log(\sum_k^C e^{y_k})]$ †	nr	Adam	✓ <sup>§</sup>	✓ <sup>•*</sup>	CS	C
Chen et al. [45]	Quantum State Discrimination	$J(P_{\text{succ}}( \psi_0\rangle), P_{\text{err}}( \psi_0\rangle), P_{\text{inc}}( \psi_0\rangle))$ •	$O(n^k)$	Adam	✓	✗	Inf. Theory	Q
Jaderberg et al. [98]	Quantum Self-Supervised Learning	$\frac{1}{D} \sum_{i=0}^{D-1} \log \frac{-\exp(z_i^1 z_i^2 / \tau)}{\exp(z_i^1 z_i^2 / \tau) + \sum_\alpha \exp(z_i^1 z_i^\alpha / \tau)}$	nr	SGD	✓	✗	CS	C

**Loss Function:** ‡  $j$  runs on the output qubits only, § sum runs over an ensemble  $S$  of input states, ★  $y_i$  is the ground truth label and the sum runs over the dataset of size  $|D|$ , ° average fidelity evaluated over a batch size of size  $|B|$ , †  $k$  runs over the output classes, •  $P_{\text{succ}}(|\psi_0\rangle)$ ,  $P_{\text{err}}(|\psi_0\rangle)$ , and  $P_{\text{inc}}(|\psi_0\rangle)$  are the probabilities of correct/erroneous/inconclusive measurement outcome,

**Implementation - Sim.:** Numerical Simulation. † used the QuTiP library, †† used the QxBranch library, § the used PennyLane library, ‡ used a QASM library.

**Implementation - QPU:** \* used IBM Q 4, • used IBM Q 5 “Vigo”, ° used Rigetti Q 4.

**Application Field:** Quantum Information (QI), Chemistry (Chem.), Computer Science (CS), Physics (Phys.), Information Theory (Inf. Theory)

**Input Type:** Quantum (Q), Classical (C)

<sup>†</sup> We only considered the Quantum Graph Recurrent Neural Networks

any continuous function. Somehow similar results were reported by Perez et al. [147], in which the authors showed that it is possible to use a single-qubit quantum circuit to implement a universal quantum classifier. Interestingly, the authors presented an equivalence between UAT and the data re-uploading strategy. Data re-uploading consists of uploading several times the inputs while quantum computations proceed. In such a framework, data are uploaded by single-qubit rotations followed by another set of unitaries representing the evolution of the quantum state. These two operations can be compressed into one by defining quantum layers with tunable parameters as:  $\hat{L}(i) = \hat{U}(\theta_i + \mathbf{w}_i^T \mathbf{x})$ , where  $\mathbf{x}$  represents the input data,  $\mathbf{w}_i$  are weights that plays a similar role as in artificial neural networks, while  $\theta_i$  are a set of variational parameters. Although, at first sight, it seems that there is no non-linearity in such a construction, the authors reported that they come directly from the structure of the used gates. The final state generated by the circuit is then function of all these parameters:  $|\psi(\theta, \mathbf{w}, \mathbf{x})\rangle$ . To train their classifier, the authors employed the L-BFGS-B optimization algorithm and used the average fidelity among the output state and the expected one,  $|\psi\rangle_s$ .

Schuld et al. [167] proposed a low-depth variational circuit acting as a binary classifier. Differently from previously mentioned approaches, here the models were applied to classical data encoded into quantum states using the amplitude encoding [166] technique. The circuit ansatz accounted for a set of single- and single-controlled qubit gates divided into the so-called “cyclic codes”. Once the initial state is evolved, the first qubit is measured, and the probability of finding it in the state  $|1\rangle$  is used to infer the input label. Specifically, such a probability is given by:

$$p(q_0 = 1, x; \theta) = \sum_{k=2^{n-1}+1}^{2^n} |(\hat{U}_\theta|\phi(x)\rangle)_k|^2 \quad (24)$$

where  $\hat{U}_\theta$  is the parametrized unitary matrix describing the model circuit, and  $(\hat{U}_\theta|\phi(x)\rangle)_k$  is the  $k$ -th entry of the result after the application of the operator  $\hat{U}_\theta$  to  $|\phi(x)\rangle$ . The sum over the second half of the resulting vector corresponds to the single-qubit measurement resulting in state 1. Postprocessing adds the bias  $b$  and thresholds to compute a binary prediction:  $\pi(x; \theta, b) = p(q_0 = 1, x; \theta) + b$ . To estimate such a probability, the circuit must be run several times. The overall operation is equivalent to evaluate the expectation value of the  $\hat{\sigma}_z$  operator acting on the first qubit of the evolved state:  $\mathbb{E}(\hat{\sigma}_z) = \langle \phi(x) | \hat{U}_\theta^\dagger (\hat{\sigma}_z \otimes \mathbb{I} \otimes \dots \otimes \mathbb{I}) \hat{U}_\theta | \phi(x) \rangle$ . To validate their ansatz, the authors’ employed numerical simulation on several UCI datasets, namely CANCER, SONAR, WINE, and SEMEION, and on the MNIST dataset. While the first two are binary classification problems, the last three are multiclass problems. In such last cases, the authors employed the “one-vs-all” approach, thus allowing them to use their binary classifier in these cases too. The author’s approach is particularly relevant since it was among the first ones to apply a quantum ansatz to solve machine learning problems using variational circuits.

Building on top of [167], Macaluso et al. [130] are among the first ones to propose a learning framework for a quantum Single Layer Perceptron (qSLP) that is implemented on an actual quantum device, representing the quantum analogous of a single layer perceptron containing two neurons. Thus, resembling the first attempt at a quantum neural network. Specifically, the circuit computes linear operations in superposition, each characterized by a different set of parameters. The approach is based on three quantum registers, namely, control, data, and temporary. At the end of the computation, the second one stores the results of the two linear operations in superposition. The final response of the qSLP can be obtained as the expected value of  $\hat{\sigma}_z$  acting on the data register. Notably, in such a work, a non-linear activation function is not implemented in the quantum circuit. Instead, it is part of post-processing operations. Finally, to train the qSLP, the authors used the Sum of Squared Errors (SSE) loss, and the Nesterov [162] accelerated gradient method.

Instead, Beer et al. [24] formulated the QP as a unitary operator acting on  $n$  input and  $m$  output qubits. The idea was to stack such a kind of unitaries to form “layers” which emulate the behavior of a classical deep model. Thus, concatenating more layers, one could obtain a design similar to a classical networks. The overall QNN can be then described as follows:  $\hat{\mathcal{U}} = \prod_l^L \hat{U}^l$ , where  $\hat{U}^l = \prod_i \hat{U}_i^l$  represents the set of unitaries of layer  $l$ , i.e., the QPs of that specific layer. The QNN is applied to the input state,  $\rho^{\text{in}}$ , with the goal of producing a desired output state,  $\rho^{\text{out}}$ . To assess the performance of their approach, the authors used numerical simulations with a QNN concerning input and output spaces of 2 and 3 qubits. To train their model, they employed a gradient descent technique, while as a loss function they employed the average fidelity among the input and the output states.

Jaderberg et al. [98] proposed a VQA to solve a classification task by employing a self-supervised training approach [53]. They formulated the ansatz to be part of a hybrid encoder network tested against the classification task on the first two classes, airplane and automobile, of the CIFAR10 dataset. To train the model, the authors exploited the contrastive learning procedure [91, 141] applied to the representations generated by their models. As the objective function, they used the normalized temperature-scaled cross entropy loss [179]. As mentioned, the QNN was part of a hybrid network which first part was classical. Specifically, the overall architecture began with a ResNet-18 [92] that compressed the features representation down to an eight-dimensional vector such that to encode it into the an entangled state comprising  $W = 8$  qubits. The input quantum state was given by:  $|\psi\rangle = \hat{R}_x(v^i)^{\otimes W}$ , where  $\hat{R}_x$  is a rotation on the Bloch sphere as generated by the  $\hat{\sigma}_x$  operator and  $v$  is the eight-dimensional features vector. Finally, to get the output from the QNN, the authors measured the qubits state in the computational basis. The authors tested their approach concerning quantum state vector simulation and on real quantum devices. In both cases, they observed that the hybrid architecture reported performance similar or higher than the full classical implementation, thus giving an interesting hint about the capability of such hybrid models applied to computer vision-related tasks.

Transfer learning is a very known and widely used technique in deep learning that exploits pre-trained neural models on a different task. Interestingly, such an approach can be “hybridized” by combining classical and quantum algorithms. Indeed, Mari et al. [132] considered three different scenarios for transfer learning, namely, classical-to-quantum, quantum-to-classical, and quantum-to-quantum. In what follows, we focus on the classical-to-quantum configuration. In such a case, a ResNet-18 [92] network trained on the ImageNet dataset [55], was used as a features extractor for the quantum circuit. The variational ansatz was interpreted as made by three components:  $Q = \mathcal{M} \circ \mathcal{Q} \circ \mathcal{E}$ . The first component,  $\mathcal{E}$ , represents the quantum embedding of the classical features vector into the Hilbert space depending on  $x$ ; the second one,  $\mathcal{Q}$ , is a variational circuit of a given depth composing single and two-qubit gates, while the  $\mathcal{M}$  term represents the measurement on the circuit’s output. The authors trained such a circuit to classify images of bees and ants utilizing the Adam [113] optimizer and the cross-entropy loss. The authors assessed the performance of their models through numerical simulations by using the PennyLane framework and then implemented the quantum circuit on the ibmqx4 and the Aspen-4-4Q-A quantum processors from IBM and Rigetti, respectively. The authors’ results demonstrated that there was already the possibility to investigate efficient algorithms to process high-resolution images in the NISQ era [152] concerning the classical-to-quantum transfer learning scheme. Quantum State Discrimination (QSD) [22] requires the design of measurements to optimally identify the  $\rho$  that represents the unknown state of a quantum device which is believed to belong to a non-orthogonal set of states  $\{\rho_i\}$ . Such a capability has a broad range of applications. For example, quantum state discrimination by itself plays a crucial role in quantum information processing protocols and is used in quantum cryptography [28], quantum cloning [62], quantum state separation, and entanglement concentration [22]. Typically, distinguishing among non-orthogonal states is a challenging task, and specialized measurements are required. An exciting approach for solving such a problem was proposed by

Chen et al. [45] that formalized a framework to learn to simulate the unknown structure of the generalized quantum measurement, or Positive-Operator-Value-Measure [140] (POVM). The circuit designed by the authors contained only a single-qubit and CNOT gates, and the proper non-linearities were introduced by measuring qubits states. Specifically, they assessed the performance of their circuits by employing numerical simulation on classical machines and by using the Adam [113] optimizer to learn the circuit's parameters. However, differently from the previously cited variational approaches, in the current case, the authors aimed at maximizing their circuit's generalization performance given a specific range of the parameters rather than looking through all the available space.

Finally, it is worth mentioning a few approaches based on an optimization procedure which is different from the variational approaches we have seen so far. For example, Silva et al. [51, 176] proposed a learning algorithm in which all the input patterns were presented concurrently in superposition to the neural networks. Their model was based on a quantum version of the RAM-based neural networks [13], termed quantum-RAM (q-RAM) node [52], a weightless network in which the learning procedure consisted upon simply writing the proper output value in the corresponding look-up table entries of the q-RAM node. The model was designed as a quantum circuit based on the gate model paradigm. Moreover, the authors commented on the possibility to stack node nodes to form a deeper network. A fundamental step in the training procedure accounted for the Grover's algorithm [79, 80] applied to the input until the desired output was returned. Another interesting approach comes from Kerenidis et al. [108] that proposed to vectorize the convolution operations in a DCNN to exploit linear-algebra subroutines to carry out the calculation exploiting quantum phenomena. To their aim, the authors proposed algorithms both for the forward and backward passes while training a QNN. Typically, data and convolutional kernels are stored into QRAMs' registers that are called when needed. To conclude the section and ease a comparison among the various approaches we described so far, we give in Table 6 a summary of relevant properties of these quantum neural networks.

*6.3.1 Final Remarks.* As we have seen, VQAs currently represent the most adopted approach to QNNs. Perhaps, their capability to allow implementing learning circuits on NISQ devices, and the similarities between the ansatz and the architecture of classical neural networks are two of the reasons for the success of variational algorithms. However, there are also other research lines that try to exploit intrinsic properties of quantum systems without the necessity of emulating a classical procedure, such as in the work of [195]. Hence, as we have seen so far, the research for QNNs that one day will be applied to real-world problems represents a very exciting and active field.

Due to the currently quantum platforms' limitations, several works remained only theoretical, waiting for QPUs to become enough powerful, and less noisy, to allow to exploit a large number of entangled units. Indeed, the dragon of decoherence is always on the hunt and, unfortunately, qubits easily fall prey. Thus, strongly limiting the amount of computations that can be performed. Perhaps, future quantum devices will open the frontiers to a new generation of neural networks based on quantum phenomena.

## 7 CONCLUSIONS

Artificial intelligence has played a central role in academic and industrial debates in the last couple of decades, especially concerning machine learning and neural network techniques. Although these algorithms have shown an incredible generalization capability when adequately trained to solve a given problem, how and why these algorithms behave as they do is a topic that still dazzles scientists worldwide. Ultimately, they also reached super-human performance on specific tasks such as image recognition. Nevertheless, notwithstanding astonishing results, these algorithms will always and irremediably be tied to the classical interpretation of the real world.

Differently, quantum computations might overcome such a limit and exploit phenomena such as superposition and entanglement that belong to the quantum realm. Although they are still at their dawn, quantum technologies represent a promising and fascinating alternative to classical computing techniques, perhaps realizing practical quantum supremacy soon.

Stemming from those considerations, we conceived this survey to offer both the neophyte and the more experienced reader insights into several fundamental topics in the quantum computation field such as the qubit, the Gate Model and the Adiabatic Quantum Computation paradigms, to mention some. Moreover, noticing that the literature lacks a detailed discussion about the latest achievements concerning Quantum Perceptrons and Quantum Neural Networks, we gather, analyze and discuss state-of-the-art approaches related to these topics.

From our work, it is clear that quantum neural networks and algorithms, in general, are still far from proving decisive supremacy over the classical ones. Too often, such a goal has been claimed. Nevertheless, it is still an open quest. Currently, it is not clear if quantum devices will replace classical chips, becoming the core of a new generation of personal computers. However, recent improvements for quantum hardware and algorithms have opened the gates towards a new world, the quantum world, characterized by completely unknown phenomena until the last century.

## ACKNOWLEDGMENTS

The work was partially supported by H2020 project AI4EU under GA 825619, by H2020 project AI4Media under GA 951911, by WAC@Lucca funded by Fondazione Cassa di Risparmio di Lucca.

## REFERENCES

- [1] Scott Aaronson. 2015. Read the fine print. *Nature Physics* 11, 4 (2015), 291–293.
- [2] Scott Aaronson and Alex Arkhipov. 2011. The computational complexity of linear optics. In *Proceedings of the forty-third annual ACM symposium on Theory of computing*. Association for Computing Machinery, 333–342.
- [3] Farid Ablayev, Marat Ablayev, Joshua Zhexue Huang, Kamil Khadiev, Nailya Salikhova, and Dingming Wu. 2020. On quantum methods for machine learning problems part I: Quantum tools. *Big Data Mining and Analytics* 3, 1 (2020), 41–55.
- [4] Farid Ablayev, Marat Ablayev, Joshua Zhexue Huang, Kamil Khadiev, Nailya Salikhova, and Dingming Wu. 2020. On quantum methods for machine learning problems part II: Quantum classification algorithms. *Big Data Mining and Analytics* 3, 1 (2020), 56–67.
- [5] Daniel S Abrams and Seth Lloyd. 1999. Quantum algorithm providing exponential speed increase for finding eigenvalues and eigenvectors. *Physical review letters* 83, 24 (1999), 5162.
- [6] Jeremy Adcock, Euan Allen, Matthew Day, Stefan Frick, Janna Hinchliff, Mack Johnson, Sam Morley-Short, Sam Pallister, Alasdair Price, and Stasja Stanisic. 2015. Advances in quantum machine learning. *arXiv preprint arXiv:1512.02900* (2015).
- [7] D Aharonov, W van Dam, J Kempe, Z Landau, S Lloyd, and O Regev. 2004. Adiabatic computation is equivalent to standard quantum computation. *arXiv preprint quant-ph/0405098* (2004).
- [8] Dorit Aharonov, Wim Van Dam, Julia Kempe, Zeph Landau, Seth Lloyd, and Oded Regev. 2008. Adiabatic quantum computation is equivalent to standard quantum computation. *SIAM review* 50, 4 (2008), 755–787.
- [9] Esma Aïmeur, Gilles Brassard, and Sébastien Gambs. 2006. Machine learning in a quantum world. In *Conference of the Canadian Society for Computational Studies of Intelligence*. Springer, 431–442.
- [10] Esma Aïmeur, Gilles Brassard, and Sébastien Gambs. 2013. Quantum speed-up for unsupervised learning. *Machine Learning* 90, 2 (2013), 261–287.
- [11] Akshay Ajagekar and Fengqi You. 2019. Quantum computing for energy systems optimization: Challenges and opportunities. *Energy* 179 (2019), 76–89.
- [12] Tameem Albash and Daniel A Lidar. 2018. Adiabatic quantum computation. *Reviews of Modern Physics* 90, 1 (2018), 015002.
- [13] Igor Aleksander. 1966. Self-adaptive universal logic circuits. *Electronics Letters* 2, 8 (1966), 321–322.
- [14] Jonathan Allcock and Shengyu Zhang. 2019. Quantum machine learning. *National Science Review* 6, 1 (2019), 26–28.
- [15] MV Altaisky. 2001. Quantum neural network. *arXiv preprint quant-ph/0107012* (2001).
- [16] Mohammad H Amin, Evgeny Andriyash, Jason Rolfe, Bohdan Kulchytsky, and Roger Melko. 2018. Quantum boltzmann machine. *Physical Review X* 8, 2 (2018), 021050.
- [17] Anders SG Andrae and Tomas Edler. 2015. On global electricity usage of communication technology: trends to 2030. *Challenges* 6, 1 (2015), 117–157.

- [18] Srinivasan Arunachalam and Ronald de Wolf. 2017. Guest column: A survey of quantum learning theory. *ACM SIGACT News* 48, 2 (2017), 41–67.
- [19] Frank Arute, Kunal Arya, Ryan Babbush, Dave Bacon, Joseph C Bardin, Rami Barends, Rupak Biswas, Sergio Boixo, Fernando GSL Brandao, David A Buell, et al. 2019. Quantum supremacy using a programmable superconducting processor. *Nature* 574, 7779 (2019), 505–510.
- [20] Francisco Barahona. 1982. On the computational complexity of Ising spin glass models. *Journal of Physics A: Mathematical and General* 15, 10 (1982), 3241.
- [21] Adriano Barenco, Charles H Bennett, Richard Cleve, David P DiVincenzo, Norman Margolus, Peter Shor, Tycho Sleator, John A Smolin, and Harald Weinfurter. 1995. Elementary gates for quantum computation. *Physical review A* 52, 5 (1995), 3457.
- [22] Stephen M Barnett and Sarah Croke. 2009. Quantum state discrimination. *Advances in Optics and Photonics* 1, 2 (2009), 238–278.
- [23] Robert Barr, Colin Trout, Yasuo Oda, Greg Quiroz, Kevin Schultz, Paraj Titum, Leigh Norris, Lorenza Viola, and David Clader. 2021. Characterization of Time-Correlated Semiclassical Control Noise of IBM Transmon Qubits. *Bulletin of the American Physical Society* (2021).
- [24] Kerstin Beer, Dmytro Bondarenko, Terry Farrelly, Tobias J Osborne, Robert Salzmann, Daniel Scheiermann, and Ramona Wolf. 2020. Training deep quantum neural networks. *Nature communications* 11, 1 (2020), 1–6.
- [25] Elizabeth C Behrman, John Niemei, James E Steck, and Steve R Skinner. 1996. A quantum dot neural network. In *Proceedings of the 4th Workshop on Physics of Computation*. 22–24.
- [26] Marcello Benedetti, Erika Lloyd, Stefan Sack, and Mattia Fiorentini. 2019. Parameterized quantum circuits as machine learning models. *Quantum Science and Technology* 4, 4 (2019), 043001.
- [27] Paul Benioff. 1980. The computer as a physical system: A microscopic quantum mechanical Hamiltonian model of computers as represented by Turing machines. *Journal of statistical physics* 22, 5 (1980), 563–591.
- [28] Charles H Bennett. 1992. Quantum cryptography using any two non orthogonal states. *Physical review letters* 68, 21 (1992), 3121.
- [29] Charles H Bennett, Ethan Bernstein, Gilles Brassard, and Umesh Vazirani. 1997. Strengths and weaknesses of quantum computing. *SIAM journal on Computing* 26, 5 (1997), 1510–1523.
- [30] AJ Berkley, MW Johnson, P Bunyk, R Harris, J Johansson, T Lanting, E Ladizinsky, E Tolkacheva, MHS Amin, and G Rose. 2010. A scalable readout system for a superconducting adiabatic quantum optimization system. *Superconductor Science and Technology* 23, 10 (2010), 105014.
- [31] Ethan Bernstein and Umesh Vazirani. 1997. Quantum complexity theory. *SIAM Journal on computing* 26, 5 (1997), 1411–1473.
- [32] Kishor Bharti, Tobias Haug, Vlatko Vedral, and Leong-Chuan Kwek. 2020. Machine learning meets quantum foundations: A brief survey. *AVS Quantum Science* 2, 3 (2020), 034101.
- [33] Jacob Biamonte, Peter Wittek, Nicola Pancotti, Patrick Rebentrost, Nathan Wiebe, and Seth Lloyd. 2017. Quantum machine learning. *Nature* 549, 7671 (2017), 195–202.
- [34] James Binney and David Skinner. 2013. *The physics of quantum mechanics*. Oxford University Press.
- [35] Alex Bocharov, Martin Roetteler, and Krysta M Svore. 2015. Efficient synthesis of universal repeat-until-success quantum circuits. *Physical review letters* 114, 8 (2015), 080502.
- [36] Sergio Boixo, Sergei V Isakov, Vadim N Smelyanskiy, Ryan Babbush, Nan Ding, Zhang Jiang, Michael J Bremner, John M Martinis, and Hartmut Neven. 2018. Characterizing quantum supremacy in near-term devices. *Nature Physics* 14, 6 (2018), 595–600.
- [37] Max Born and Vladimir Fock. 1928. Beweis des adiabatsatzes. *Zeitschrift für Physik* 51, 3-4 (1928), 165–180.
- [38] Fernando GSL Brandão, Amir Kalev, Tongyang Li, Cedric Yen-Yu Lin, Krysta M Svore, and Xiaodi Wu. 2019. Quantum SDP Solvers: Large Speed-ups, Optimality, and Applications to Quantum Learning. *arXiv preprint arXiv:1710.02581* (2019).
- [39] Gilles Brassard, Peter Hoyer, Michele Mosca, and Alain Tapp. 2002. Quantum amplitude amplification and estimation. *Contemp. Math.* 305 (2002), 53–74.
- [40] Michael J Bremner, Richard Jozsa, and Dan J Shepherd. 2011. Classical simulation of commuting quantum computations implies collapse of the polynomial hierarchy. *Proceedings of the Royal Society A: Mathematical, Physical and Engineering Sciences* 467, 2126 (2011), 459–472.
- [41] Michael J Bremner, Ashley Montanaro, and Dan J Shepherd. 2017. Achieving quantum supremacy with sparse and noisy commuting quantum computations. *Quantum* 1 (2017), 8.
- [42] Yudong Cao, Gian Giacomo Guerreschi, and Alán Aspuru-Guzik. 2017. Quantum neuron: an elementary building block for machine learning on quantum computers. *arXiv preprint arXiv:1711.11240* (2017).
- [43] Yudong Cao, Jonathan Romero, Jonathan P Olson, Matthias Degroote, Peter D Johnson, Mária Kieferová, Ian D Kivlichan, Tim Menke, Borja Peropadre, Nicolas PD Sawaya, et al. 2019. Quantum chemistry in the age of quantum computing. *Chemical reviews* 119, 19 (2019), 10856–10915.
- [44] Marco Cerezo, Andrew Arrasmith, Ryan Babbush, Simon C Benjamin, Suguru Endo, Keisuke Fujii, Jarrod R McClean, Kosuke Mitarai, Xiao Yuan, Lukasz Cincio, et al. 2020. Variational quantum algorithms. *arXiv preprint arXiv:2012.09265* (2020).
- [45] Hongxiang Chen, Leonard Wossnig, Simone Severini, Hartmut Neven, and Masoud Mohseni. 2021. Universal discriminative quantum neural networks. *Quantum Machine Intelligence* 3, 1 (2021), 1–11.
- [46] Jian Chen, Jonathan L Habif, Zachary Dutton, Richard Lazarus, and Saikat Guha. 2012. Optical codeword demodulation with error rates below the standard quantum limit using a conditional nulling receiver. *Nature Photonics* 6, 6 (2012), 374–379.
- [47] Lawrence W Cheuk, Matthew A Nichols, Katherine R Lawrence, Melih Okan, Hao Zhang, Ehsan Khatami, Nandini Trivedi, Thereza Paiva, Marcos Rigol, and Martin W Zwierlein. 2016. Observation of spatial charge and spin correlations in the 2D Fermi-Hubbard model. *Science* 353, 6305 (2016), 1260–1264.

- [48] Carlo Ciliberto, Mark Herbster, Alessandro Davide Ialongo, Massimiliano Pontil, Andrea Rocchetto, Simone Severini, and Leonard Wossnig. 2018. Quantum machine learning: a classical perspective. *Proceedings of the Royal Society A: Mathematical, Physical and Engineering Sciences* 474, 2209 (2018), 20170551.
- [49] J Ignacio Cirac and Peter Zoller. 2012. Goals and opportunities in quantum simulation. *Nature Physics* 8, 4 (2012), 264–266.
- [50] Iris Cong, Soonwon Choi, and Mikhail D Lukin. 2019. Quantum convolutional neural networks. *Nature Physics* 15, 12 (2019), 1273–1278.
- [51] Adenilton J Da Silva, Wilson R De Oliveira, and Teresa B Ludermit. 2012. Classical and superposed learning for quantum weightless neural networks. *Neurocomputing* 75, 1 (2012), 52–60.
- [52] Wilson Rosa de Oliveira. 2009. Quantum RAM Based Neural Networks.. In *ESANN*, Vol. 9. Citeseer, 331–336.
- [53] Virginia R de Sa. 1994. Learning classification with unlabeled data. In *Advances in neural information processing systems*. Citeseer, 112–119.
- [54] Christian L Degen, F Reinhard, and Paola Cappellaro. 2017. Quantum sensing. *Reviews of modern physics* 89, 3 (2017), 035002.
- [55] Jia Deng, Wei Dong, Richard Socher, Li-Jia Li, Kai Li, and Li Fei-Fei. 2009. Imagenet: A large-scale hierarchical image database. In *2009 IEEE conference on computer vision and pattern recognition (CVPR)*. IEEE, 248–255.
- [56] David Deutsch. 1985. Quantum theory, the Church–Turing principle and the universal quantum computer. *Proceedings of the Royal Society of London. A. Mathematical and Physical Sciences* 400, 1818 (1985), 97–117.
- [57] David Deutsch and Richard Jozsa. 1992. Rapid solution of problems by quantum computation. *Proceedings of the Royal Society of London. Series A: Mathematical and Physical Sciences* 439, 1907 (1992), 553–558.
- [58] Paul Adrien Maurice Dirac. 1939. A new notation for quantum mechanics. *Mathematical Proceedings of the Cambridge Philosophical Society* 35, 3 (1939), 416–418.
- [59] Paul Adrien Maurice Dirac. 1981. *The Principles of Quantum Mechanics*. Clarendon Press - Oxford.
- [60] Gordon WF Drake, Mark M Cassar, and Razvan A Nistor. 2002. Ground-state energies for helium, H-, and Ps-. *Physical Review A* 65, 5 (2002), 054501.
- [61] Yuxuan Du, Min-Hsiu Hsieh, Tongliang Liu, and Dacheng Tao. 2018. Implementable quantum classifier for nonlinear data. *arXiv preprint arXiv:1809.06056* (2018).
- [62] Lu-Ming Duan and Guang-Can Guo. 1998. Probabilistic cloning and identification of linearly independent quantum states. *Physical review letters* 80, 22 (1998), 4999.
- [63] Vedran Dunjko and Hans J Briegel. 2018. Machine learning & artificial intelligence in the quantum domain: a review of recent progress. *Reports on Progress in Physics* 81, 7 (2018), 074001.
- [64] Vedran Dunjko and Peter Wittek. 2020. A non-review of Quantum Machine Learning: trends and explorations. *Quantum Views* 4 (2020), 32.
- [65] Stavros Efthymiou, Sergi Ramos-Calderer, Carlos Bravo-Prieto, Adrián Pérez-Salinas, Diego García-Martín, Artur Garcia-Saez, José Ignacio Latorre, and Stefano Carrazza. 2020. Qibo: a framework for quantum simulation with hardware acceleration. *arXiv preprint arXiv:2009.01845* (2020).
- [66] Daniel J Egger, Claudio Gambella, Jakub Marecek, Scott McFaddin, Martin Mevissen, Rudy Raymond, Andrea Simonetto, Stefan Woerner, and Elena Yndurain. 2020. Quantum computing for Finance: state of the art and future prospects. *IEEE Transactions on Quantum Engineering* (2020).
- [67] Jean Faber and Gilson A Giraldi. 2002. Quantum models of artificial neural networks. *Electronically available: <http://arquivosweb.lncc.br/pdfs/QNN-Review.pdf>* 5, 7.2 (2002), 5–7.
- [68] Edward Farhi, Jeffrey Goldstone, and Sam Gutmann. 2014. A quantum approximate optimization algorithm. *arXiv preprint arXiv:1411.4028* (2014).
- [69] Edward Farhi, Jeffrey Goldstone, Sam Gutmann, Joshua Lapan, Andrew Lundgren, and Daniel Preda. 2001. A quantum adiabatic evolution algorithm applied to random instances of an NP-complete problem. *Science* 292, 5516 (2001), 472–475.
- [70] Edward Farhi, Jeffrey Goldstone, Sam Gutmann, and Michael Sipser. 2000. Quantum computation by adiabatic evolution. *arXiv preprint quant-ph/0001106* (2000).
- [71] Edward Farhi and Sam Gutmann. 1998. Analog analogue of a digital quantum computation. *Physical Review A* 57 (April 1998), 2403–2406. Issue 4.
- [72] Richard P Feynman. 1982. Simulating physics with computers. *International Journal of Theoretical Physics* 21, 6/7 (1982).
- [73] Jay M Gambetta, Jerry M Chow, and Matthias Steffen. 2017. Building logical qubits in a superconducting quantum computing system. *npj Quantum Information* 3, 1 (2017), 1–7.
- [74] Iulia M Georgescu, Sahel Ashhab, and Franco Nori. 2014. Quantum simulation. *Reviews of Modern Physics* 86, 1 (2014), 153.
- [75] Maddalena Ghio, Daniele Malpetti, Matteo Rossi, Dagmar Bruf, and Chiara Macchiavello. 2017. Multipartite entanglement detection for hypergraph states. *Journal of Physics A: Mathematical and Theoretical* 51, 4 (2017), 045302.
- [76] Vittorio Giovannetti, Seth Lloyd, and Lorenzo Maccone. 2011. Advances in quantum metrology. *Nature Photonics* 5, 4 (2011), 222.
- [77] Edward Grant, Marcello Benedetti, Shuxiang Cao, Andrew Hallam, Joshua Lockhart, Vid Stojevic, Andrew G Green, and Simone Severini. 2018. Hierarchical quantum classifiers. *npj Quantum Information* 4, 1 (2018), 1–8.
- [78] David J Griffiths and Darrell F Schroeter. 2018. *Introduction to quantum mechanics*. Cambridge University Press.
- [79] Lov K Grover. 1996. A fast quantum mechanical algorithm for database search. In *Proceedings of the twenty-eighth annual ACM symposium on Theory of computing*. ACM, 212–219.
- [80] Lov K Grover. 1997. Quantum mechanics helps in searching for a needle in a haystack. *Physical review letters* 79, 2 (1997), 325.
- [81] Xiu Gu, Anton Frisk Kockum, Adam Miranowicz, Yu-xi Liu, and Franco Nori. 2017. Microwave photonics with superconducting quantum circuits. *Physics Reports* 718 (2017), 1–102.

- [82] Gian Giacomo Guerreschi and Mikhail Smelyanskiy. 2017. Practical optimization for hybrid quantum-classical algorithms. *arXiv preprint arXiv:1701.01450* (2017).
- [83] Laszlo Gyongyosi and Sandor Imre. 2019. A survey on quantum computing technology. *Computer Science Review* 31 (2019), 51–71.
- [84] Stuart Hadfield, Zhihui Wang, Bryan O’Gorman, Eleanor G Rieffel, Davide Venturelli, and Rupak Biswas. 2019. From the quantum approximate optimization algorithm to a quantum alternating operator ansatz. *Algorithms* 12, 2 (2019), 34.
- [85] R Harris, J Johansson, AJ Berkley, MW Johnson, T Lanting, Siyuan Han, P Bunyk, E Ladizinsky, T Oh, I Perminov, et al. 2010. Experimental demonstration of a robust and scalable flux qubit. *Physical Review B* 81, 13 (2010), 134510.
- [86] Richard Harris, Mark W Johnson, T Lanting, AJ Berkley, J Johansson, P Bunyk, E Tolkacheva, E Ladizinsky, N Ladizinsky, T Oh, et al. 2010. Experimental investigation of an eight-qubit unit cell in a superconducting optimization processor. *Physical Review B* 82, 2 (2010), 024511.
- [87] Aram W Harrow, Avinandan Hassidim, and Seth Lloyd. 2009. Quantum algorithm for linear systems of equations. *Physical review letters* 103, 15 (2009), 150502.
- [88] Aram W Harrow and Ashley Montanaro. 2017. Quantum computational supremacy. *Nature* 549, 7671 (2017), 203–209.
- [89] Trevor Hastie, Robert Tibshirani, and Jerome Friedman. 2009. *The elements of statistical learning: data mining, inference, and prediction*. Springer Science & Business Media.
- [90] Vojtěch Havlíček, Antonio D Córcoles, Kristan Temme, Aram W Harrow, Abhinav Kandala, Jerry M Chow, and Jay M Gambetta. 2019. Supervised learning with quantum-enhanced feature spaces. *Nature* 567, 7747 (2019), 209–212.
- [91] Kaiming He, Haoqi Fan, Yuxin Wu, Saining Xie, and Ross Girshick. 2020. Momentum contrast for unsupervised visual representation learning. In *Proceedings of the IEEE/CVF Conference on Computer Vision and Pattern Recognition*. 9729–9738.
- [92] Kaiming He, Xiangyu Zhang, Shaoqing Ren, and Jian Sun. 2016. Deep residual learning for image recognition. In *Proceedings of the IEEE conference on computer vision and pattern recognition*. IEEE Computer Society, 770–778.
- [93] Werner Heisenberg. 1925. Quantum-theoretical re-interpretation of kinematic and mechanical relations. *Zeitschrift für Physik* 33 (1925), 879–893.
- [94] Maxwell Henderson, Samridhhi Shakya, Shashindra Pradhan, and Tristan Cook. 2020. Quantum neural networks: powering image recognition with quantum circuits. *Quantum Machine Intelligence* 2, 1 (2020), 1–9.
- [95] Geoffrey E Hinton, Simon Osindero, and Yee-Whye Teh. 2006. A fast learning algorithm for deep belief nets. *Neural computation* 18, 7 (2006), 1527–1554.
- [96] Kurt Hornik, Maxwell Stinchcombe, and Halbert White. 1989. Multilayer feedforward networks are universal approximators. *Neural networks* 2, 5 (1989), 359–366.
- [97] Wei Hu. 2018. Towards a real quantum neuron. *Natural Science* 10, 3 (2018), 99–109.
- [98] Ben Jaderberg, Lewis W Anderson, Weidi Xie, Samuel Albanie, Martin Kiffner, and Dieter Jaksch. 2021. Quantum Self-Supervised Learning. *arXiv preprint arXiv:2103.14653* (2021).
- [99] MW Johnson, P Bunyk, F Maibaum, E Tolkacheva, AJ Berkley, EM Chapple, R Harris, J Johansson, T Lanting, I Perminov, et al. 2010. A scalable control system for a superconducting adiabatic quantum optimization processor. *Superconductor Science and Technology* 23, 6 (2010), 065004.
- [100] Mark W Johnson, Mohammad HS Amin, Suzanne Gildert, Trevor Lanting, Firas Hamze, Neil Dickson, Richard Harris, Andrew J Berkley, Jan Johansson, Paul Bunyk, et al. 2011. Quantum annealing with manufactured spins. *Nature* 473, 7346 (2011), 194–198.
- [101] Brian David Josephson. 1962. Possible new effects in superconductive tunnelling. *Physics Letters* 1, 7 (1962), 251–253.
- [102] Brian David Josephson. 1974. The discovery of tunnelling supercurrents. *Reviews of Modern Physics* 46, 2 (1974), 251.
- [103] Gil Kalai and Guy Kindler. 2014. Gaussian noise sensitivity and BosonSampling. *arXiv preprint arXiv:1409.3093* (2014).
- [104] Abu Kamruzzaman, Yousef Alhwaiti, Avery Leider, and Charles C Tappert. 2019. Quantum deep learning neural networks. In *Future of Information and Communication Conference*. Springer, 299–311.
- [105] Abhinav Kandala, Antonio Mezzacapo, Kristan Temme, Maika Takita, Markus Brink, Jerry M Chow, and Jay M Gambetta. 2017. Hardware-efficient variational quantum eigensolver for small molecules and quantum magnets. *Nature* 549, 7671 (2017), 242–246.
- [106] Phillip Kaye, Raymond Laflamme, Michele Mosca, et al. 2007. *An introduction to quantum computing*. Oxford University Press on Demand.
- [107] Iordanis Kerenidis, Jonas Landman, Alessandro Luongo, and Anupam Prakash. 2018. q-means: A quantum algorithm for unsupervised machine learning. *arXiv preprint arXiv:1812.03584* (2018).
- [108] Iordanis Kerenidis, Jonas Landman, and Anupam Prakash. 2020. Quantum Algorithms for Deep Convolutional Neural Networks. In *International Conference on Learning Representations (ICLR)*. OpenReview.net.
- [109] Iordanis Kerenidis and Anupam Prakash. 2020. Quantum gradient descent for linear systems and least squares. *Physical Review A* 101, 2 (2020), 022316.
- [110] Tariq M Khan and Antonio Robles-Kelly. 2020. A derivative-free method for quantum perceptron training in multi-layered neural networks. In *International Conference on Neural Information Processing*. Springer, 241–250.
- [111] Subhash Khot. 2016. Hardness of Approximation. In *43rd International Colloquium on Automata, Languages, and Programming, ICALP 2016*. Schloss Dagstuhl - Leibniz-Zentrum für Informatik, 3–1.
- [112] Nathan Killoran, Thomas R Bromley, Juan Miguel Arrazola, Maria Schuld, Nicolás Quesada, and Seth Lloyd. 2019. Continuous-variable quantum neural networks. *Physical Review Research* 1, 3 (2019), 033063.
- [113] Diederik P Kingma and Jimmy Ba. 2014. Adam: A method for stochastic optimization. *arXiv preprint arXiv:1412.6980* (2014).
- [114] Scott Kirkpatrick, C Daniel Gelatt, and Mario P Vecchi. 1983. Optimization by simulated annealing. *Science* 220, 4598 (1983), 671–680.



- [115] Morten Kjaergaard, Mollie E Schwartz, Jochen Braumüller, Philip Krantz, Joel I-J Wang, Simon Gustavsson, and William D Oliver. 2020. Superconducting qubits: Current state of play. *Annual Review of Condensed Matter Physics* 11 (2020), 369–395.
- [116] Vladimir I Korobov. 2002. Nonrelativistic ionization energy for the helium ground state. *Physical Review A* 66, 2 (2002), 024501.
- [117] Philip Krantz, Morten Kjaergaard, Fei Yan, Terry P Orlando, Simon Gustavsson, and William D Oliver. 2019. A quantum engineer’s guide to superconducting qubits. *Applied Physics Reviews* 6, 2 (2019), 021318.
- [118] Alex Krizhevsky, Ilya Sutskever, and Geoffrey E Hinton. 2012. Imagenet classification with deep convolutional neural networks. In *Advances in neural information processing systems 25 (NIPS 2012)*, Vol. 25. 1097–1105.
- [119] Yann LeCun, Yoshua Bengio, et al. 1995. Convolutional networks for images, speech, and time series. *The handbook of brain theory and neural networks* 3361, 10 (1995), 1995.
- [120] Yann LeCun, Yoshua Bengio, and Geoffrey Hinton. 2015. Deep learning. *nature* 521, 7553 (2015), 436–444.
- [121] Yann LeCun, Bernhard Boser, John S Denker, Donnie Henderson, Richard E Howard, Wayne Hubbard, and Lawrence D Jackel. 1989. Backpropagation applied to handwritten zip code recognition. *Neural computation* 1, 4 (1989), 541–551.
- [122] RRaymond S. T. Lee. 2020. *Quantum Finance - Intelligent Forecast and Trading Systems*. Springer.
- [123] Maciej Lewenstein. 1994. Quantum perceptrons. *Journal of Modern Optics* 41, 12 (1994), 2491–2501.
- [124] Nana Liu and Patrick Reberntrost. 2018. Quantum machine learning for quantum anomaly detection. *Physical Review A* 97, 4 (2018), 042315.
- [125] Wenjie Liu, Peipei Gao, Yuxiang Wang, Wenbin Yu, and Maojun Zhang. 2019. A unitary weights based one-iteration quantum perceptron algorithm for non-ideal training sets. *IEEE Access* 7 (2019), 36854–36865.
- [126] Seth Lloyd. 1996. Universal quantum simulators. *Science* (1996), 1073–1078.
- [127] Seth Lloyd. 2008. Enhanced sensitivity of photodetection via quantum illumination. *Science* 321, 5895 (2008), 1463–1465.
- [128] Seth Lloyd, Masoud Mohseni, and Patrick Reberntrost. 2013. Quantum algorithms for supervised and unsupervised machine learning. *arXiv preprint arXiv:1307.0411* (2013).
- [129] Seth Lloyd, Masoud Mohseni, and Patrick Reberntrost. 2014. Quantum principal component analysis. *Nature Physics* 10, 9 (2014), 631–633.
- [130] Antonio Macaluso, Luca Clissa, Stefano Lodi, and Claudio Sartori. 2020. A Variational Algorithm for Quantum Neural Networks. In *International Conference on Computational Science*. Springer, 591–604.
- [131] A Manju and Madhav J Nigam. 2014. Applications of quantum inspired computational intelligence: a survey. *Artificial Intelligence Review* 42, 1 (2014), 79–156.
- [132] Andrea Mari, Thomas R Bromley, Josh Izaac, Maria Schuld, and Nathan Killoran. 2020. Transfer learning in hybrid classical-quantum neural networks. *Quantum* 4 (2020), 340.
- [133] Roman Martoňák, Giuseppe E Santoro, and Erio Tosatti. 2002. Quantum annealing by the path-integral Monte Carlo method: The two-dimensional random Ising model. *Physical Review B* 66, 9 (2002), 094203.
- [134] Jarrod R McClean, Jonathan Romero, Ryan Babbush, and Alán Aspuru-Guzik. 2016. The theory of variational hybrid quantum-classical algorithms. *New Journal of Physics* 18, 2 (2016), 023023.
- [135] Catherine C McGeoch. 2020. Theory versus practice in annealing-based quantum computing. *Theoretical Computer Science* 816 (2020), 169–183.
- [136] Albert Messiah. 1962. *Quantum mechanics: volume II*. North-Holland Publishing Company Amsterdam.
- [137] Nikolaj Moll, Panagiotis Barkoutsos, Lev S Bishop, Jerry M Chow, Andrew Cross, Daniel J Egger, Stefan Filipp, Andreas Fuhrer, Jay M Gambetta, Marc Ganzhorn, et al. 2018. Quantum optimization using variational algorithms on near-term quantum devices. *Quantum Science and Technology* 3, 3 (2018), 030503.
- [138] Yasunobu Nakamura, Yu A Pashkin, and Jaw Shen Tsai. 1999. Coherent control of macroscopic quantum states in a single-Cooper-pair box. *Nature* 398, 6730 (1999), 786–788.
- [139] Ajit Narayanan and Tammy Menneer. 2000. Quantum artificial neural network architectures and components. *Information Sciences* 128, 3-4 (2000), 231–255.
- [140] Michael A Nielsen, Isaac Chuang, MA Nielsen, and IL Chuang. 2002. *Quantum Computation and Quantum Information*. Cambridge University Press.
- [141] Aaron van den Oord, Yazhe Li, and Oriol Vinyals. 2018. Representation learning with contrastive predictive coding. *arXiv preprint arXiv:1807.03748* (2018).
- [142] JS Otterbach, R Manenti, N Alidoust, A Bestwick, M Block, B Bloom, S Caldwell, N Didier, E Schuyler Fried, S Hong, et al. 2017. Unsupervised machine learning on a hybrid quantum computer. *arXiv preprint arXiv:1712.05771* (2017).
- [143] Adam Paetznick and Krysta M Svore. 2014. Repeat-until-success: non-deterministic decomposition of single-qubit unitaries. *Quantum Information & Computation* 14, 15-16 (2014), 1277–1301.
- [144] Anargyros Papageorgiou and Joseph F Traub. 2013. Measures of quantum computing speedup. *Physical Review A* 88, 2 (2013), 022316.
- [145] Gheorghe Sorin Paraoanu. 2014. Recent progress in quantum simulation using superconducting circuits. *Journal of Low Temperature Physics* 175, 5 (2014), 633–654.
- [146] Edwin Pednault, John A Gunnels, Giacomo Nannicini, Lior Horesh, and Robert Wisnieff. 2019. Leveraging secondary storage to simulate deep 54-qubit sycamore circuits. *arXiv preprint arXiv:1910.09534* (2019).
- [147] Adrián Pérez-Salinas, Alba Cervera-Lierta, Elies Gil-Fuster, and José I Latorre. 2020. Data re-uploading for a universal quantum classifier. *Quantum* 4 (2020), 226.

- [148] Adrián Pérez-Salinas, Juan Cruz-Martinez, Abdulla A Alhajri, and Stefano Carrazza. 2021. Determining the proton content with a quantum computer. *Physical Review D* 103, 3 (2021), 034027.
- [149] Alberto Peruzzo, Jarrod McClean, Peter Shadbolt, Man-Hong Yung, Xiao-Qi Zhou, Peter J Love, Alán Aspuru-Guzik, and Jeremy L O’Brien. 2014. A variational eigenvalue solver on a photonic quantum processor. *Nature communications* 5, 1 (2014), 1–7.
- [150] Michael J Peterer, Samuel J Bader, Xiaoyue Jin, Fei Yan, Archana Kamal, Theodore J Gudmundsen, Peter J Leek, Terry P Orlando, William D Oliver, and Simon Gustavsson. 2015. Coherence and decay of higher energy levels of a superconducting transmon qubit. *Physical review letters* 114, 1 (2015), 010501.
- [151] John Preskill. 2012. Quantum computing and the entanglement frontier. *arXiv preprint arXiv:1203.5813* (2012).
- [152] John Preskill. 2018. Quantum Computing in the NISQ era and beyond. *Quantum* 2 (2018), 79.
- [153] Saleh Rahimi-Keshari, Timothy C Ralph, and Carlton M Caves. 2016. Sufficient conditions for efficient classical simulation of quantum optics. *Physical Review X* 6, 2 (2016), 021039.
- [154] Somayeh Bakhtiari Ramezani, Alexander Sommers, Harish Kumar Manchukonda, Shahram Rahimi, and Amin Amirlatifi. 2020. Machine learning algorithms in quantum computing: A survey. In *2020 International Joint Conference on Neural Networks (IJCNN)*. IEEE, 1–8.
- [155] Patrick Reberntrost, Masoud Mohseni, and Seth Lloyd. 2014. Quantum support vector machine for big data classification. *Physical review letters* 113, 13 (2014), 130503.
- [156] Markus Reiher, Nathan Wiebe, Krysta M Svore, Dave Wecker, and Matthias Troyer. 2017. Elucidating reaction mechanisms on quantum computers. *Proceedings of the National Academy of Sciences* 114, 29 (2017), 7555–7560.
- [157] Jonathan Romero and Alán Aspuru-Guzik. 2021. Variational quantum generators: Generative adversarial quantum machine learning for continuous distributions. *Advanced Quantum Technologies* 4, 1 (2021), 2000003.
- [158] Jonathan Romero, Jonathan P Olson, and Alan Aspuru-Guzik. 2017. Quantum autoencoders for efficient compression of quantum data. *Quantum Science and Technology* 2, 4 (2017), 045001.
- [159] Troels F Rønnow, Zhihui Wang, Joshua Job, Sergio Boixo, Sergei V Isakov, David Wecker, John M Martinis, Daniel A Lidar, and Matthias Troyer. 2014. Defining and detecting quantum speedup. *science* 345, 6195 (2014), 420–424.
- [160] Frank Rosenblatt. 1957. *The perceptron, a perceiving and recognizing automaton Project Para*. Cornell Aeronautical Laboratory.
- [161] Matteo Rossi, Marcus Huber, Dagmar Bruß, and Chiara Macchiavello. 2013. Quantum hypergraph states. *New Journal of Physics* 15, 11 (2013), 113022.
- [162] Sebastian Ruder. 2016. An overview of gradient descent optimization algorithms. *arXiv preprint arXiv:1609.04747* (2016).
- [163] Giuseppe E Santoro, Roman Martoňák, Erio Tosatti, and Roberto Car. 2002. Theory of quantum annealing of an Ising spin glass. *Science* 295, 5564 (2002), 2427–2430.
- [164] MM Savchuk and AV Fesenko. 2019. Quantum Computing: Survey and Analysis. *Cybernetics and Systems Analysis* 55, 1 (2019), 10–21.
- [165] Erwin Schrödinger. 1926. Quantisierung als eigenwertproblem. *Annalen der Physik* 385, 13 (1926), 437–490.
- [166] Maria Schuld. 2018. *Supervised learning with quantum computers*. Springer.
- [167] Maria Schuld, Alex Bocharov, Krysta M Svore, and Nathan Wiebe. 2020. Circuit-centric quantum classifiers. *Physical Review A* 101, 3 (2020), 032308.
- [168] Maria Schuld and Nathan Killoran. 2019. Quantum machine learning in feature Hilbert spaces. *Physical review letters* 122, 4 (2019), 040504.
- [169] Maria Schuld, Ilya Sinayskiy, and Francesco Petruccione. 2014. The quest for a quantum neural network. *Quantum Information Processing* 13, 11 (2014), 2567–2586.
- [170] Maria Schuld, Ilya Sinayskiy, and Francesco Petruccione. 2015. An introduction to quantum machine learning. *Contemporary Physics* 56, 2 (2015), 172–185.
- [171] Maria Schuld, Ilya Sinayskiy, and Francesco Petruccione. 2015. Simulating a perceptron on a quantum computer. *Physics Letters A* 379, 7 (2015), 660–663.
- [172] Dan Shepherd and Michael J Bremner. 2009. Temporally unstructured quantum computation. *Proceedings of the Royal Society A: Mathematical, Physical and Engineering Sciences* 465, 2105 (2009), 1413–1439.
- [173] Y-Y Shi, L-M Duan, and Guifre Vidal. 2006. Classical simulation of quantum many-body systems with a tree tensor network. *Physical Review A* 74, 2 (2006), 022320.
- [174] Peter W Shor. 1994. Algorithms for quantum computation: discrete logarithms and factoring. In *Proceedings 35th annual symposium on foundations of computer science*. Ieee, 124–134.
- [175] Peter W Shor. 1999. Polynomial-time algorithms for prime factorization and discrete logarithms on a quantum computer. *SIAM review* 41, 2 (1999), 303–332.
- [176] Adenilton J Silva, Teresa B Ludermir, and Wilson R de Oliveira Jr. 2010. Superposition based learning algorithm. In *2010 Eleventh Brazilian Symposium on Neural Networks*. IEEE, 1–6.
- [177] David Silver, Thomas Hubert, Julian Schrittwieser, Ioannis Antonoglou, Matthew Lai, Arthur Guez, Marc Lanctot, Laurent Sifre, Dharmhan Kumaran, Thore Graepel, et al. 2018. A general reinforcement learning algorithm that masters chess, shogi, and Go through self-play. *Science* 362, 6419 (2018), 1140–1144.
- [178] Kaitlin N Smith and Mitchell A Thornton. 2018. Automated mapping methods for the ibm transmon devices. In *International Workshop on Post-Binary ULSI Systems (ULSI-WS)*. 12–17.

- [179] Kihyuk Sohn. 2016. Improved deep metric learning with multi-class n-pair loss objective. In *Proceedings of the 30th International Conference on Neural Information Processing Systems*. 1857–1865.
- [180] Igor I Soloviev, Andrey E Schegolev, Nikolay V Klenov, Sergey V Bakurskiy, Mikhail Yu Kupriyanov, Maxim V Tereshonok, Anton V Shadrin, Vasily S Stolyarov, and Alexander A Golubov. 2018. Adiabatic superconducting artificial neural network: Basic cells. *Journal of Applied Physics* 124, 15 (2018), 152113.
- [181] Alessandro Sperduti and Antonina Starita. 1997. Supervised neural networks for the classification of structures. *IEEE Transactions on Neural Networks* 8, 3 (1997), 714–735.
- [182] Francesco Tacchino, Chiara Macchiavello, Dario Gerace, and Daniele Bajoni. 2019. An artificial neuron implemented on an actual quantum processor. *npj Quantum Information* 5, 1 (2019), 1–8.
- [183] Barbara M. Terhal and David P. DiVincenzo. 2004. Adaptive Quantum Computation, Constant Depth Quantum Circuits and Arthur-Merlin Games. *Quantum Information & Computation* 4, 2 (March 2004), 134–145.
- [184] Adel Nadjaran Toosi, Rodrigo N Calheiros, and Rajkumar Buyya. 2014. Interconnected cloud computing environments: Challenges, taxonomy, and survey. *ACM Computing Surveys (CSUR)* 47, 1 (2014), 1–47.
- [185] Erik Torrontegui and Juan José García-Ripoll. 2019. Unitary quantum perceptron as efficient universal approximator. *Europhysics Letters (EPL)* 125, 3 (2019), 30004.
- [186] Géza Tóth, Craig S Lent, P Douglas Tougaw, Yuriy Brazhnik, Weiwen Weng, Wolfgang Porod, Ruey-Wen Liu, and Yih-Fang Huang. 1996. Quantum cellular neural networks. *Superlattices and Microstructures* 20, 4 (1996), 473–478.
- [187] Dan Ventura and Tony Martinez. 2000. Quantum associative memory. *Information Sciences* 124, 1-4 (2000), 273–296.
- [188] Guillaume Verdon, Trevor McCourt, Enxhell Luzhnic, Vikash Singh, Stefan Leichenauer, and Jack Hidary. 2019. Quantum graph neural networks. *arXiv preprint arXiv:1909.12264* (2019).
- [189] Guifré Vidal. 2008. Class of quantum many-body states that can be efficiently simulated. *Physical review letters* 101, 11 (2008), 110501.
- [190] C Vu. 2016. IBM makes quantum computing available on IBM cloud to accelerate innovation. *IBM News Room* (2016).
- [191] Kwok Ho Wan, Oscar Dahlsten, Hlér Kristjánsson, Robert Gardner, and MS Kim. 2017. Quantum generalisation of feedforward neural networks. *npj Quantum information* 3, 1 (2017), 1–8.
- [192] Daochen Wang, Oscar Higgott, and Stephen Brierley. 2019. Accelerated variational quantum eigensolver. *Physical review letters* 122, 14 (2019), 140504.
- [193] Dave Wecker, Matthew B Hastings, Nathan Wiebe, Bryan K Clark, Chetan Nayak, and Matthias Troyer. 2015. Solving strongly correlated electron models on a quantum computer. *Physical Review A* 92, 6 (2015), 062318.
- [194] Göran Wendin. 2017. Quantum information processing with superconducting circuits: a review. *Reports on Progress in Physics* 80, 10 (2017), 106001.
- [195] Nathan Wiebe, Ashish Kapoor, and Krysta M Svore. 2018. Quantum Perceptron Models. In *30th Conference on Neural Information Processing Systems (NIPS 2016)*.
- [196] RC Wiersema and HJ Kappen. 2019. Implementing perceptron models with qubits. *Physical Review A* 100, 2 (2019), 020301.
- [197] Peter Wittek. 2014. *Quantum machine learning: what quantum computing means to data mining*. Academic Press.
- [198] Yao Zhang and Qiang Ni. 2020. Recent advances in quantum machine learning. *Quantum Engineering* 2, 1 (2020), e34.
- [199] Yarui Zheng, Chao Song, Ming-Cheng Chen, Benxiang Xia, Wuxin Liu, Qiujiang Guo, Libo Zhang, Da Xu, Hui Deng, Keqiang Huang, et al. 2017. Solving systems of linear equations with a superconducting quantum processor. *Physical review letters* 118, 21 (2017), 210504.
- [200] Yiqing Zhou, E Miles Stoudenmire, and Xavier Waintal. 2020. What limits the simulation of quantum computers? *Physical Review X* 10, 4 (2020), 041038.

## A APPENDIX: BACKGROUND ON QUANTUM MECHANICS AND COMPUTATION

### A.1 $|\text{ket}\rangle$ , $\langle\text{bra}|$ , and $\mathcal{H}_{\text{Hilbert}}$ spaces

The *Dirac* or *bra-ket notation* [58] is a convenient and concise formalism introduced by the physicist Paul Dirac in the context of quantum mechanics to aid algebraic manipulations on Hilbert spaces together with their dual space. Before describing this notation, we recall the concepts of inner product and Hilbert space.

An *inner product* on a complex vector space  $\mathcal{V}$  is a binary operation  $(\cdot, \cdot) : \mathcal{V} \times \mathcal{V} \rightarrow \mathbb{C}$  that satisfies the following properties<sup>3</sup>

$$\begin{aligned} (\mathbf{v}, \alpha\mathbf{w}_1 + \beta\mathbf{w}_2) &= \alpha(\mathbf{v}, \mathbf{w}_1) + \beta(\mathbf{v}, \mathbf{w}_2) && \text{linearity in the second argument} \\ (\mathbf{v}, \mathbf{w}) &= (\mathbf{w}, \mathbf{v})^* && \text{conjugate symmetry} \\ (\mathbf{v}, \mathbf{v}) &\geq 0 \quad (\text{The equality holds if and only if } \mathbf{v} = \mathbf{0}) && \text{positive definiteness} \end{aligned}$$

For example, in  $\mathbb{C}^n$  the most used inner product between two column vectors  $\mathbf{v} = [v_1, \dots, v_n]^T$  and  $\mathbf{w} = [w_1, \dots, w_n]^T$  is defined as  $\sum_{i=1}^n v_i^* w_i$ , which is equivalent to the matrix multiplication between the transpose-conjugate vector of  $\mathbf{v}$  and the vector  $\mathbf{w}$ .

An inner product naturally induces a norm  $\|\mathbf{v}\| = \sqrt{(\mathbf{v}, \mathbf{v})}$  and a metric  $d(\mathbf{v}, \mathbf{w}) = \|\mathbf{v} - \mathbf{w}\|$  on the vector space on which it is defined, which is referred to as an *inner product space*. A *Hilbert space*  $\mathcal{H}$  is a inner product space which, as a metric space, is complete.

In the notation introduced by Dirac

- a particular Hilbert-space vector, specified by a label  $v$ , is denoted by  $|v\rangle$  (instead of using arrows  $\vec{v}$  or boldface letters  $\mathbf{v}$ );
- the dual vector to a Hilbert-space vector specified by the label  $v$  is denoted by  $\langle v|$  (instead of using notation like  $\mathbf{v}^\dagger$ );
- the inner product between a pairs of vectors, labeled as  $v$  and  $w$ , is compactly denoted by  $\langle v|w\rangle$  (rather than  $(|v\rangle, |w\rangle)$  or other common notations like  $(\mathbf{v}, \mathbf{w})$  used above);

Originally, Dirac proposed the words “*bra*” and “*ket*” as the names for new symbols  $\langle$  and  $\rangle$ . However, we follow the common convention of using the terminology *ket* for vector  $|v\rangle$  and *bra* for dual vector  $\langle v|$ . It is worth mentioning that two general rules in connection with the Dirac notation should be noted: “*any quantity in brackets  $\langle$  and  $\rangle$  is a number, and any expression containing an unclosed bracket symbol  $\langle$  or  $\rangle$  is a vector in Hilbert space*” [58]. Therefore  $|v\rangle$  is simply a vector in a Hilbert space, where  $v$  is the label of the vector, and  $\langle v|$  is the complex conjugate transpose of  $|v\rangle$ , which is a vector of a different Hilbert space<sup>4</sup>. For example, for finite vector spaces the ket  $|v\rangle$  can be identified with a column vector and the bra  $\langle v|$  with a row vector. Therefore, expressions like  $|v\rangle + \langle v|$  are not valid as they have no meaning.

<sup>3</sup>We follow the convention of defining an inner product as linear in the second component and conjugate-linear in the first component, as typically done in physics. However, please note that in mathematics an inner product is often defined as linear in the first coordinate and conjugate-linear in the second coordinate.

<sup>4</sup>Actually, the symbol  $\langle f|$  is more generally used to denote a functional  $f : \mathcal{H} \rightarrow \mathbb{C}$  specified by the label  $f$ . We recall that for a complex vector space  $\mathcal{V}$  all the continuous conjugate-linear functional  $f : \mathcal{V} \rightarrow \mathbb{C}$  form the so called *dual space*  $\mathcal{V}^*$ . By virtue of the *Riesz representation theorem* any element  $f$  of the dual space of a Hilbert space can be represented as an inner product to some fixed vector. Therefore when working on Hilbert space  $\mathcal{H}$  we can identify  $\mathcal{H}$  with its dual  $\mathcal{H}^*$  by using the one-to-one antilinear correspondence between vectors and continuous linear functionals  $|v\rangle \rightarrow f_v$  where  $f_v$  is the functional

$$\begin{aligned} f_v : \mathcal{H} &\rightarrow \mathbb{C} \\ |w\rangle &\rightarrow \langle v|w\rangle \end{aligned}$$

In other words,  $\langle v|$  is the functional (named  $f_v$  above) associated to the vector  $|v\rangle$ . Moreover, using Dirac notation, the inner product between two vectors with labels  $v$  and  $w$  can be easily obtained by the graphically joining of  $\langle v|$  and  $|w\rangle$ .

Note that the  $v$  inside the symbols  $| \rangle$  and  $\langle |$  is just a label and that any label is valid, although in the context of quantum mechanics we often use Greek letters, such as  $\phi$  and  $\psi$ , or a binary labeling associated to a space basis. For example, if  $\mathcal{H}$  has an indexed basis that, using the old notation, is indicated with  $\{\mathbf{e}_1, \dots, \mathbf{e}_n\}$ , then we indicate it with  $\{|e_1\rangle, \dots, |e_n\rangle\}$  or more compactly  $\{|1\rangle, \dots, |n\rangle\}$ . The *canonical basis* of  $\mathbb{C}^n$ , also called *computational basis*, is typically denoted  $\{|0\rangle, \dots, |n-1\rangle\}$ , where  $|0\rangle = [1, 0, \dots, 0]^T$ ,  $\dots$ ,  $|n-1\rangle = [0, \dots, 0, 1]^T$ . To avoid ambiguity between vector basis and the zero vector, as an exception, we do not use the notation  $|0\rangle$  for the zero vector that is denoted simply by  $\mathbf{0}$ .

We also observe that if we restrict our attention on the case of a finite-dimensional vector space  $\mathcal{V}$  and we assume that for a given *orthonormal basis*  $\{|e_1\rangle, \dots, |e_n\rangle\}$  the vectors  $|v\rangle$  has the coordinates

$$\begin{bmatrix} v_1 \\ \vdots \\ v_n \end{bmatrix} \quad (25)$$

then

- $|v\rangle = v_1|e_1\rangle + \dots + v_n|e_n\rangle$
- $\| |v\rangle \| = \sqrt{\sum_{i=1}^n |v_i|^2}$
- $\{\langle e_1|, \dots, \langle e_n|\}$  is an orthonormal basis for the dual space  $\mathcal{V}^*$
- $\langle v| = v_1^*\langle e_1| + \dots + v_n^*\langle e_n|$ , i.e. it has the coordinates  $[v_1^*, \dots, v_n^*]$
- $\langle e_i|e_j\rangle = \delta_{ij}$  where  $\delta_{ij}$  is the Kronecker delta, and  $\langle v|w\rangle = \sum_{i=1}^n v_i^* w_i$

Let  $\mathcal{V}$  and  $\mathcal{W}$  two Hilbert spaces with orthonormal basis  $\{|e_j\rangle\}_{j=1, \dots, n}$  and  $\{|f_i\rangle\}_{i=1, \dots, m}$ , respectively. Let  $|v\rangle = \sum_{j=1}^n v_j|e_j\rangle \in \mathcal{V}$  and  $|w\rangle = \sum_{i=1}^m w_i|f_i\rangle \in \mathcal{W}$ . The *outer product* of  $|v\rangle$  and  $|w\rangle$  is calculated as

$$|v\rangle\langle w| = \begin{bmatrix} v_1 \\ \vdots \\ v_n \end{bmatrix} \begin{bmatrix} w_1^* & \dots & w_m^* \end{bmatrix} = \begin{bmatrix} v_1 w_1^* & \dots & v_1 w_m^* \\ \vdots & \ddots & \vdots \\ v_n w_1^* & \dots & v_n w_m^* \end{bmatrix}$$

and it corresponds to a linear operator that when applied to  $|u\rangle \in \mathcal{V}$  acts as  $(|v\rangle\langle w|)|u\rangle = \langle w|u\rangle|v\rangle$ . Thus, the outer-product of a vector  $|v\rangle$  with itself, that is  $|v\rangle\langle v|$ , corresponds to the operator that projects any vector to the 1-dimensional subspace spanned by  $|v\rangle$ , i.e. it is an *orthogonal projector*.

If  $\hat{A} : \mathcal{V} \rightarrow \mathcal{W}$  is a linear operator represented by the  $m \times n$  matrix  $A = (a_{ij})$ , i.e.  $\hat{A}(|e_j\rangle) = \sum_{i=1}^m a_{ij}|f_i\rangle$ , then for any ket  $|v\rangle = \sum_{j=1}^n v_j|e_j\rangle$  we have  $\hat{A}(|v\rangle) = \sum_{i=1}^m \sum_{j=1}^n a_{ij}v_j|f_i\rangle$ , which is compactly denoted by  $A|v\rangle$ . Note also that any matrix can be expressed as a linear combination of outer product between the basis vector :  $A = \sum_{i=1}^m \sum_{j=1}^n a_{ij}|f_i\rangle\langle e_j|$ . The adjoint of  $\hat{A}$  is the linear operator  $\hat{A}^\dagger : \mathcal{W} \rightarrow \mathcal{V}$  represented by the complex conjugate transpose of the matrix  $A$ , denoted by  $A^\dagger$ .

An operator  $\hat{T} : \mathcal{V} \rightarrow \mathcal{V}$ , represented by the matrix  $T$ , is called *Hermitean* (or self-adjoint) if  $T^\dagger = T$ , *unitary* if  $T^\dagger = T^{-1}$ , and *normal* if  $T^\dagger T = T T^\dagger$ . These classes of operators have nice properties that are often exploited in quantum mechanics. For example: all the eigenvalues of a Hermitean operator are real. Unitary operators preserve inner products between vectors as well as the norm of the vectors. Both Hermitean and unitary operators are normal. Moreover, every normal operator acting on a finite-dimensional Hilbert space  $\mathcal{V}$  is diagonalizable, and the set of its eigenvectors form

an orthonormal basis of  $\mathcal{V}$  (spectral theorem). These properties should be kept in mind when discuss the Hamiltonian of a system, observables, and measurements. For more in-depth coverage of the basic concepts of linear algebra on Hilbert spaces, the reader is referred to [106, 140].

Another operation that is often used in the context of quantum mechanics is the *tensor product*, which is crucial to describe quantum states of multiparticle systems. The tensor product of  $\mathcal{V}$  and  $\mathcal{W}$ , denoted by  $\mathcal{V} \otimes \mathcal{W}$ , is a  $nm$ -dimensional Hilbert space for which the set  $\{|e_1\rangle \otimes |f_1\rangle, |e_1\rangle \otimes |f_2\rangle, \dots, |e_n\rangle \otimes |f_m\rangle\}$  is an orthonormal basis, where  $\{|e_j\rangle\}_{j=1,\dots,n}$  and  $\{|f_i\rangle\}_{i=1,\dots,m}$  are given orthonormal basis of  $\mathcal{V}$  and  $\mathcal{W}$ . The tensor product of two vectors  $|v\rangle = \sum_{j=1}^n v_j |e_j\rangle$  and  $|w\rangle = \sum_{i=1}^m w_i |f_i\rangle$  is equal to

$$|v\rangle \otimes |w\rangle = \sum_{j=1}^n \sum_{i=1}^m v_j w_i |e_j\rangle \otimes |f_i\rangle \quad (26)$$

that is the coordinate of the vector  $|v\rangle \otimes |w\rangle$  can be calculated explicitly via the left Kronecker product of the coordinates of the vectors  $|v\rangle$  with the coordinates of  $|w\rangle$ . Note that the the abbreviated notations  $|v\rangle|w\rangle$ ,  $|v, w\rangle$  or even  $|vw\rangle$  are often used to denote the tensor product  $|v\rangle \otimes |w\rangle$ . If  $\hat{A} : \mathcal{V} \rightarrow \mathcal{V}$  and  $\hat{B} : \mathcal{W} \rightarrow \mathcal{W}$  are linear operators represented by the matrices  $A$  and  $B$ , respectively, then  $\hat{A} \otimes \hat{B}$  is the liner operator on  $\mathcal{V} \otimes \mathcal{W}$  defined by  $\hat{A} \otimes \hat{B}(|v\rangle \otimes |w\rangle) = A|v\rangle \otimes B|w\rangle$ , whose matrix is given by the left Kronecker product of the matrix  $A$  with the matrix  $B$ . Note that  $(A \otimes B)^T = A^T \otimes B^T$ ,  $(A \otimes B)^\dagger = A^\dagger \otimes B^\dagger$ , and thus  $(|v\rangle \otimes |w\rangle)^\dagger = |v\rangle^\dagger \otimes |w\rangle^\dagger = \langle v| \otimes \langle w|$ .

## A.2 Postulates of Quantum Mechanics

The four postulates of quantum mechanics describe the behavior of an *isolated* system, which is an ideal physical system that does not interact with its environment. In particular, they describe the state space of an isolated system, its evolution with time, how information is extracted from the isolated system by the interaction with an external system, and the state of a composite system in terms of its parts.

### A.2.1 State Space.

**POSTULATE 1.** *At each instant, the state of any isolated physical system is completely described by a unit vector of a Hilbert space, also known as the state space.*

Quantum mechanics does not describe which is the state space of a particular physical system but rather assure us that there exists a Hilbert space whose vectors can be used to describe each state of the system. Interestingly, as the space of the states comes equipped with an inner product, we have a way to associate a complex number to any two states, and thus, as we see later, a way to extract information from an isolated system. In theory, the state space may be infinite-dimensional. However, realistic models of quantum computation usually use states described by vectors in a finite-dimensional Hilbert space. In [section 3](#), we introduced the concept of a qubit. Now, we observe that any physical system whose state space can be described by  $\mathbb{C}^2$  can serve as a physical realization of a qubit. We referred to these kinds of systems as quantum *two-level* systems, as their state can be described by a vector in 2-dimensional Hilbert space.

**A.2.2 Evolution.** Since a physical system change in time, also a state vector  $\psi$  of the system can be viewed as a function of time, i.e.,  $\psi(t)$ . The second postulate of quantum mechanics asserts that the evolution of a state vector of an isolated system is linear, and it can be described by means of unitary operators:

POSTULATE 2. *The time-evolution of an isolated system is described by a unitary operator. That is, the state  $|\psi(t_1)\rangle$  of the system at time  $t_1$  is related to the state  $|\psi(t_2)\rangle$  of the system at time  $t_2$  by an unitary operator  $\hat{U}$  which depends on the times  $t_1$  and  $t_2$ :*

$$|\psi(t_2)\rangle = \hat{U}|\psi(t_1)\rangle$$

Note that the postulate does not specify how to compute  $\hat{U}$ . Instead, it asserts that for any discrete-time evolution of the isolated system, there exists such a unitary operator that describes the dynamics of the system state. As discussed in [subsection 4.2](#), some models like the Adiabatic Quantum Computing, allow for continuous-time evolution of an isolated system described by the Schrödinger equation  $i\frac{d|\psi(t)\rangle}{dt} = \hat{H}|\psi(t)\rangle$ , where  $\hat{H}$  is a Hermitian operator, known as the *Hamiltonian*, which represents the total energy function for the system. Considering a constant Hamiltonian, we have  $|\psi(t)\rangle = \hat{U}(t)|\psi(0)\rangle$  where  $\hat{U}(t) = \exp(-i\hat{H}t)$ , and  $|\psi(0)\rangle$  is the state at  $t = 0$ . Thus, for those cases, the Evolution Postulate follows from the Schrödinger equation. Also, note that for the case of a two-level system the Evolution postulate assures us that a specific discrete-time evolution of the system is described by a unitary operator on  $\mathbb{C}^2$  acting on a qubit, referred to as *one-qubit gate*.

**A.2.3 Measurements.** When we perform any kind of measurement/observation on an isolated system, we interact with the system itself, which is no longer isolated, and thus the Evolution Postulate is no longer appropriate for describing its evolution. The following postulate explains the effects of measurements of quantum systems:

POSTULATE 3 (QUANTUM MEASUREMENT). *A measurement with outcome set  $S$  is a collection of  $|S|$  measurement operators  $\{\hat{M}_k\}_{k \in S}$ , each acting on the state space of the system being measured, that satisfy the completeness equation*

$$\sum_{k \in S} \hat{M}_k^\dagger \hat{M}_k = \hat{I}, \quad (27)$$

where  $\hat{I}$  is the identity operator and each index  $k$  refers to an outcome that may occur in the measurement process.

If the quantum system is in the state  $|\psi\rangle$  immediately before the measurement, then the probability of outcome  $k \in S$  is given by

$$p(k) = \langle \psi | \hat{M}_k^\dagger \hat{M}_k | \psi \rangle = \|\hat{M}_k |\psi\rangle\|^2 \quad (28)$$

and the corresponding post-measurement state  $|\psi_k\rangle$  is

$$|\psi_k\rangle = \frac{\hat{M}_k |\psi\rangle}{\|\hat{M}_k |\psi\rangle\|} \quad (29)$$

Note that the completeness equation expresses the fact that, for any state  $|\psi\rangle$ , the probabilities of all the outcomes sum to 1:  $\sum_{k \in S} p(k) = \sum_{k \in S} \langle \psi | \hat{M}_k^\dagger \hat{M}_k | \psi \rangle = 1$ . Moreover, two states that differs only by a global phase, e.g.,  $|\psi\rangle$  and  $e^{i\varphi} |\psi\rangle$  are equivalent as the statistics of any measurement we could perform on the state  $e^{i\varphi} |\psi\rangle$  is exactly the same as the one for the state  $|\psi\rangle$  since  $\|\hat{M}_k e^{i\varphi} |\psi\rangle\|^2 = \|\hat{M}_k |\psi\rangle\|^2$  for every  $k$ .

An important class of measurements is the so-called *projective measurements* based on orthogonal projections. We recall that a projection is an operator  $\hat{P}$  such that  $\hat{P}^2 = \hat{P}$  and  $\hat{P}^\dagger = \hat{P}$ . A projective measurement is a collection of orthogonal projections  $\{\hat{P}_k\}_k$  that decompose the Identity operator as  $\hat{I} = \sum_k \hat{P}_k$ . Such a measurement outputs  $k$  with probability  $p(k) = \langle \psi | \hat{P}_k | \psi \rangle$  and leave the system in the normalized state  $\frac{\hat{P}_k |\psi\rangle}{\|\hat{P}_k |\psi\rangle\|}$ . Projective measurements are often described in terms of an *observable*, which is a Hermitian operator on the state space of the system being observed. From the Spectral Theorem, we know that any observable  $\hat{M}$  has a spectral decomposition  $\hat{M} = \sum_k \lambda_k \hat{P}_k$ , where  $\hat{P}_k$  is the orthogonal projection onto the eigenspace of  $\hat{M}$  with real eigenvalue  $\lambda_k$ . The possible outcomes of the measurements

are the eigenvalues of  $\hat{M}$ , where the probabilities of getting result  $k$  is given by  $p(k) = \langle \psi | \hat{P}_k | \psi \rangle$ . The expected values of a projective measurement of a state  $|\psi\rangle$  can be easily calculated as  $E(\hat{M}) = \sum_k \lambda_k p(k) = \langle \psi | \hat{M} | \psi \rangle$ .

We also mention that the term *orthogonal measurement* is used to refer to a projective measurement whose operators are of the type

$$\hat{P}_k = |e_k\rangle\langle e_k| \quad (30)$$

where  $\{|e_1\rangle, \dots, |e_n\rangle\}_i$  is a orthonormal basis of the state space. When measuring the state  $|\psi\rangle$ , the probability of outcome  $k \in \{1, \dots, n\}$  is

$$p(k) = |\langle \psi | e_k \rangle|^2 \quad (31)$$

and the corresponding post-measurement state is  $|\psi_k\rangle = |e_k\rangle$ . For example, if the state  $|\psi\rangle = \sum_k \alpha_k |e_k\rangle$  is provided as input to the orthogonal measurement, it will output label  $k$  with probability  $|\alpha_k|^2$  and leave the system in state  $\frac{\alpha_k}{|\alpha_k|} |e_k\rangle$ , which is equivalent to the state  $|e_k\rangle$  since  $\frac{\alpha_k}{|\alpha_k|}$  has modulus one.

Note that the space state basis used in the measurement can play a crucial role in the measurement information gained. For example, the Hadamard basis states  $|+\rangle = \frac{1}{\sqrt{2}}(|0\rangle + |1\rangle)$  and  $|-\rangle = \frac{1}{\sqrt{2}}(|0\rangle - |1\rangle)$  cannot be distinguished by an orthogonal measurement based on the computation basis  $\{|0\rangle, |1\rangle\}$  since both outcomes “0” and “1” occur with probability  $1/2$  (i.e.,  $|\langle + | 0 \rangle|^2 = |\langle - | 0 \rangle|^2 = 1/2$ ). However if we use the states themselves as the measurement basis then when measuring  $|+\rangle$  we always get the outcome “+”, and when measuring  $|-\rangle$  we always get the outcome “-” (i.e.,  $p(+)=|\langle + | + \rangle|^2 = 1$  and  $p(-)=|\langle - | - \rangle|^2 = 1$ ). In general, it is always possible to consider a measurement that distinguish orthonormal states, but it can be proved that there is no quantum measurement capable of distinguishing not-orthogonal states [140, pp. 87].

**A.2.4 Composition of Systems.** So far, we have considered the case of a single system only. However, we may be interested in a composite system of two or more distinct quantum systems. The fourth postulate of quantum mechanics describes the state space of composite systems in terms of the states of its component systems.

**POSTULATE 4.** *The state space of a composite physical system is the tensor product of the state spaces of the individual component physical systems. Moreover, if  $n$  physical system are treated as one combined system and  $|\psi_i\rangle$  is the state of the  $i$ -th system, then the state of the composite system is*

$$|\psi_1\rangle \otimes \dots \otimes |\psi_n\rangle \quad (32)$$

The joint state is often compactly denoted as  $|\psi_1, \dots, \psi_n\rangle$  where the symbol  $\otimes$  is omitted. The postulate asserts that given the states of the component systems, we can compute the state of the combined system by using the tensor product. However, not all states of a combined system can be separated into the individual components’ tensor product: A combined system is called *entangled* if it cannot be expressed as the tensor product of states of the component systems.

### A.3 Variational Principle

The **Variational Principle** [34, 78, 136] allows to set an upper bound to the ground state’s energy of a quantum system for which we do not know the exact solution to the time-independent Schrödinger equation:

$$\hat{H}|\psi\rangle = \xi|\psi\rangle \quad (33)$$

where  $|\psi\rangle$  is an eigenstate, with eigenvalue  $\xi$ , of the Hamiltonian operator  $\hat{H}$ . The eigenvalues of the Hamiltonian correspond to different energy levels of the system, thus they can be ordered using an index  $i \geq 0$  so that  $\xi_i > \xi_{i+1}$ . We



indicate with  $|\psi_i\rangle$  the eigenstate with eigenvalue  $\xi_i$ . We know that the ground state has the lowest eigenvalue,  $\xi_0$ . Thus the Variational Principle asserts that, for any given normalized  $|\psi\rangle$ , one has that:

$$\xi_0 \leq \langle \psi | \hat{H} | \psi \rangle = \langle \hat{H} \rangle \quad (34)$$

PROOF. We start the proof by considering the complete orthonormal set of eigenstates of  $\hat{H}$ ,  $\{|\psi_n\rangle\}$ . We can express a generic quantum state as:

$$|\psi\rangle = \sum_i c_i |\psi_i\rangle \quad (35)$$

where any  $|\psi_i\rangle$  satisfies Equation 33. Based on the normalization property of wave functions and the orthonormality of the eigenfunctions, we have:

$$1 = \langle \psi | \psi \rangle = \left\langle \sum_i c_i \psi_i \left| \sum_j c_j \psi_j \right. \right\rangle = \sum_{i,j} c_i^* c_j \langle \psi_i | \psi_j \rangle = \sum_i |c_i|^2 \quad (36)$$

From Equation 34 and Equation 36, the average value for the energy can be written as:

$$\langle \hat{H} \rangle = \left\langle \sum_i c_i \psi_i \left| \hat{H} \right| \sum_j c_j \psi_j \right\rangle = \sum_{i,j} c_i^* \xi_j c_j \langle \psi_i | \psi_j \rangle = \sum_i \xi_i |c_i|^2 \quad (37)$$

The energy of the ground state is encoded, by definition, in the smallest eigenvalue of  $\hat{H}$ . Thus,:

$$\langle \hat{H} \rangle \geq \xi_0 \sum_i |c_i|^2 = \xi_0 \quad (38)$$

which concludes the proof. □

Translating into words, what the Variational Principle tells us is the following. Suppose we want to know the energy of the ground state of a given Hamiltonian operator  $\hat{H}$  for which we do not know the eigenstates. We can pick a generic trial state, although with some constraints related to the continuity, characterized by a certain number of adjustable parameters and use it to evaluate Equation 37. Then, we can tweak the parameters to obtain the lowest possible value that resembles the best upper limit on the unknown  $\xi_0$ . Unfortunately, there is not an easy way to evaluate how far an upper bound is from  $\xi_0$  [60, 116]. We are only guaranteed that what we find is an upper bound for it.

#### A.4 Adiabatic Theorem

Generally speaking, if the external conditions of a system of interest are gradually changed, then such a process can be considered adiabatic. Hence, such an approximation is typically named *adiabatic approximation*. However, one must pay attention to the definition of what “gradually” actually means, and the *Adiabatic Theorem* [34, 78, 136] tells us exactly how to interpret such a term.

**ADIABATIC THEOREM.** *Given a particle in the generic  $i$ -th eigenstate of the initial Hamiltonian,  $\hat{H}_I = \hat{H}(t=0)$ , it will follow the instantaneous  $i$ -th eigenstate of  $\hat{H}(t)$  provided that the rate of change of  $\hat{H}(t)$  is small enough.*

Thus, the theorem deals with Hamiltonians that varies over time, i.e.,  $\hat{H}(t)$ . Given such an operator, we have that eigenstates and eigenvalues change too. However, the orthonormality of the instantaneous eigenfunctions,  $|\psi_i(t)\rangle$ , is preserved. Thus, any solution to the Schrödinger equation can still be expressed as a linear superposition of them.

PROOF. Given a time-dependent Hamiltonian, we can write the Schrödinger equation as:

$$i\hbar \frac{\partial}{\partial t} |\psi(t)\rangle = \hat{H}(t) |\psi(t)\rangle \quad (39)$$

where

$$|\psi(t)\rangle = \sum_i c_i(t) |\psi_i(t)\rangle e^{i\theta_i(t)} \quad \text{and} \quad \theta_i(t) = -\frac{i}{\hbar} \int_0^t \xi_i(t') dt' \quad (40)$$

Note that differently from Equation 33, currently, the energy is not constant. Instead, it is a function of time.

By inserting Equation 40 into Equation 39, we obtain

$$i\hbar \sum_i [\dot{c}_i |\psi_i\rangle + c_i |\dot{\psi}_i\rangle + ic_i |\psi_i\rangle \dot{\theta}_i] e^{i\theta_i} = \sum_i c_i \hat{H} |\psi_i\rangle e^{i\theta_i} \quad (41)$$

where we drop the dependence from the time to compact the notation. By looking at the definition of  $\theta_i$  in Equation 40 and from the Schrödinger equation, we see that the last term of the left hand side in Equation 41 cancels out with the term on the right hand side. Thus, after taking the inner product with  $\langle \psi_j |$ , we obtain:

$$\sum_i \dot{c}_i \delta_{ij} e^{i\theta_i} = - \sum_i c_i \langle \psi_j | \dot{\psi}_i \rangle e^{i\theta_i} \implies \dot{c}_j(t) = - \sum_i c_i \langle \psi_j | \dot{\psi}_i \rangle e^{i(\theta_i - \theta_j)} \quad (42)$$

By differentiating the Schrödinger equation we obtain:

$$\dot{\hat{H}} |\psi_i\rangle + \hat{H} |\dot{\psi}_i\rangle = \dot{\xi}_i |\psi_i\rangle + \xi_i |\dot{\psi}_i\rangle \quad (43)$$

and by taking the inner product with  $\langle \psi_j |$ , we have:

$$\langle \psi_j | \dot{\hat{H}} |\psi_i\rangle = (\dot{\xi}_i - \xi_j) \langle \psi_j | \dot{\psi}_i \rangle \quad (44)$$

By inserting Equation 44 into Equation 42, we obtain:

$$\dot{c}_j(t) = -c_j \langle \psi_j | \dot{\psi}_j \rangle - \sum_{i \neq j} c_i \frac{\langle \psi_j | \dot{\hat{H}} |\psi_i\rangle}{\xi_i - \xi_j} e^{i(\theta_i - \theta_j)} \quad (45)$$

The results in Equation 45 is exact. We can now turn on the adiabatic approximation and consider the meaning of “gradually”. In such a context, we mean that the ratio in the second on the right hand side of Equation 45 is negligible. If such a condition is satisfied, then  $\dot{c}_j(t) = -c_j \langle \psi_j | \dot{\psi}_j \rangle$  for which the solution is given by:

$$c_j(t) = c_j(t=0) e^{i\gamma_j(t)} \quad \text{where} \quad \gamma_j(t) = i \int_0^t \langle \psi_j(t') | \dot{\psi}_j(t') \rangle dt' \quad (46)$$

□

From Equation 46 we can see that if the system begins in the  $j$ -th eigenstate, i.e.,  $c_j(t=0) = 1$  and  $c_i(t=0) = 0$  for  $i \neq j$ , then it will remain in such a state throughout the entire adiabatic evolution

$$|\psi_j(t)\rangle = |\psi_j(t)\rangle e^{i(\theta_j(t) + \gamma_j(t))} \quad (47)$$

Thus, the system stays in the  $|\psi_j\rangle$  eigenstate and only picks up a phase factor.