

# On the Robot Assisted Movement in Wireless Mobile Sensor Networks

Sajal K. Das<sup>b,1</sup>, Rafał Kapelko<sup>a,2,\*</sup>

<sup>a</sup>Department of Fundamentals of Computer Science, Wrocław University of Science and Technology, Poland

<sup>b</sup>Missouri University of Science and Technology, USA

---

## Abstract

This paper deals with random sensors initially randomly deployed on the line according to general random process and on the plane according to two independent general random processes. The mobile robot with carrying capacity  $k$  placed at the origin point is to move the sensors to achieve the general scheduling requirement such as coverage, connectivity and thus to satisfy the desired communication property in the network. We study tradeoffs between the energy consumption in robot's movement, the numbers of sensors  $n$ , the sensor range  $r$ , the interference distance  $s$ , and the robot capacity  $k$  until completion of the coverage simultaneously with interference scheduling task. In this work, we obtain upper bounds for the energy consumption in robot's movement and obtain the sharp decrease in the total movement cost of the robot so as to provide the coverage simultaneously with interference requirement.

*Keywords:* Sensors, Robot, Random process, Coverage, Interference

---

## 1. Introduction

A **wireless sensor network (WSN)** typically consists of a large number of sensor nodes deployed randomly or according to some well defined distribution over a region of interest to measure and observe the physical phenomena or events [28, 16, 1, 27, 32]. There exists a wide variety of applications of WSNs such as border security and surveillance, wildlife habitat monitoring, environmental monitoring (e.g., underwater, earthquake or seismic activities), intrusion detection, diagnostics in industrial process control, health structure of buildings or bridges, and so on. In some situations, the geographic terrain could be difficult to reach implying the manual deployment of sensors in deterministic patterns is dangerous or even impossible. Moreover, due to the terrain, wind and other factors, random deployment may be the only one option.

In WSNs, a fundamental problem to study is the **energy consumption**. It is well known that the mobile sensors consume much more energy during the movement than that during the sensing or communication process [7]. Thus, how to minimize the transportation cost of sensors to provide the general scheduling requirement such as connectivity, coverage in the network has great significance.

In this study, we focus on *the reallocation of random sensors* by **the mobile robot**. Assume that  $n$  sensors are initially randomly deployed on the line by dropping them from an aircraft according to a general random process and on the two-dimensional plane according to two independent general random processes.

---

\*Corresponding author at: Department of Computer Science, Wrocław University of Technology, Wybrzeże Wyspiańskiego 27, 50-370 Wrocław, Poland. Tel.: +48 71 320 33 62; fax: +48 71 320 07 51.

Email addresses: sdas@mst.edu (Sajal K. Das), rafal.kapelko@pwr.edu.pl (Rafał Kapelko)

<sup>1</sup>This work of S. K. Das was partially supported by NSF grants CNS-1850851, OAC-1725755, OAC-2104078, and SCC-1952045.

<sup>2</sup>Supported by Polish National Science Center (NCN) grant 2019/33/B/ST6/02988.

The robot is placed at a start position and can move the sensors from any initial position to any final position on the line and on the two-dimensional plane. *The carrying capacity*  $k$  of the robot is the maximum number of sensors the robot can carry at a time to deposit all or part of them at any time and to any suitable position it chooses (see Assumption 1).

The aim of this article is to introduce and analyze the transportation cost for the robot assisted sensor displacement and compare it with the transportation cost for the autonomous sensor displacement to provide the general scheduling requirement in the network such as coverage, connectivity, or coverage simultaneously with interference. We compare *the energy consumption in robot assisted sensor displacement* and the case *each sensor moves autonomously* to **reduce the transportation cost** of mobile sensors for coverage and interference requirement.

### 1.1. Contributions of This Paper

In this paper we introduce **novel robot assisted movement** in wireless mobile sensor networks to **reduce the energy consumption** of transportation cost for sensors. In particular, the mobile robot with carrying capacity  $k$  moves the sensors to provide the general scheduling requirement in the network (see Assumption 1 in Section 2).

The objective is to compare the robot assisted transportation cost with the autonomous sensor displacement when the sensors are randomly placed on the line (see Definition 1 and Definition 2 in Section 2) and on the plane (see Definition 3 and Definition 4 in Section 3) according to general random process. To this aim, we make the following three novel theoretical contribution.

1. For both sensors on the line and on the plane we present the relationship between the transportation cost of the robot and the autonomous sensor displacement which is valid for every desired communication property (see Theorem 2 in Section 2 and Theorem 3 in Section 3)
2. When the  $n$  sensors with identical sensing radius  $r_1$  initially randomly displaced on the  $[0, \infty)$  according to Poisson process with arrival rate  $\lambda > 0$  (see Definition 5 and Definition 6 in Subsection 4.1) we derive tradeoffs between the energy consumption in robot's movement, the number of sensors  $n$ , the sensing radius  $r_1$ , interference distance  $s$ , the robot capacity  $k$  until completion of the coverage and interference requirement (see Theorem 4 in Subsection 4.1 and Table 2 in Section 4 for a summary).
3. For  $n$  sensors with identical square sensing radius  $r_2$  that are randomly placed on the plane according to two identical and independent Poisson processes each with arrival rate  $\lambda > 0$  (see Definition 7 and Definition 8 in Subsection 4.2) we derive tradeoffs between the energy consumption in robot's movement, the number of sensors  $n$ , the square sensing radius  $r_2$ , interference distance  $s$ , the robot capacity  $k$  until completion of the coverage and interference requirement (see Theorem 5 in Subsection 4.2 and Table 2 in Section 4 for a summary).

#### **Table 2 summarized the results obtained for the random sensors on the line.**

When the  $n$  sensors with identical sensing radius  $r_1$  are randomly displaced on the  $[0, \infty)$  according to Poisson process with arrival rate  $\lambda = n$ , we have the following results.

- Let  $a \in [1, 2]$ . For the sensing radius  $r_1 = \frac{1}{2n}$  and the interference distance  $s = \frac{1}{n}$ , the expected  $T_{(AS)}^{(a,1)}$  transportation cost for the autonomous sensor displacement is  $\Theta(n^{1-\frac{a}{2}})$  (see Table 1); and the expected  $T_{(RS)}^{(a,1)}$ -transportation cost for the robot assisted sensor displacement is  $\frac{O(n^{\frac{a}{2}})}{k^a}$ , provided that  $n^{1-\frac{1}{a}} \leq k \leq \sqrt{n}$  (see Table 2).

Hence the robot with  $\lceil \sqrt{n} \rceil$ -**capacity reduces the transportation cost from  $\Theta(n^{1-\frac{a}{2}})$  to constant  $O(1)$**  for  $(r_1, s)$ -coverage and interference requirement (see Definition 6).

- Let  $a \geq 1$ . If the sensing radius  $r_1 > \frac{1}{2n}$  and the interference distance  $s > \frac{1}{n}$ , the expected  $T_{(AS)}^{(a,1)}$  transportation cost for the autonomous sensor displacement is  $\Theta(n)$  (see Table 1). The expected  $T_{(RS)}^{(a,1)}$ -transportation cost for the robot assisted sensor displacement is  $\frac{O(n^a)}{k^a}$ , provided that  $n^{1-\frac{1}{a}} \leq k \leq n$  (see Table 2).

Therefore, the robot with  $n$ -**capacity** reduces the transportation cost from  $\Theta(n)$  to constant  $O(1)$  for  $(r_1, s)$ -coverage and interference requirement (see Definition 6).

**Table 3 summarized the results obtained for the sensors on the plane.**

When  $n$  sensors with identical square sensing radius  $r_2$  are randomly displaced on the plane according to two identical and independent Poisson processes each with arrival rate  $\lambda = \sqrt{n}$ , we have the following results.

- Let  $a \in [1, \frac{4}{3}]$ . For the square sensing radius  $r_1 = \frac{1}{2\sqrt{n}}$  and the interference distance  $s = \frac{1}{n}$ , the expected  $T_{(AS)}^{(a,2)}$  transportation cost for the autonomous sensor displacement is  $\Theta(n^{1-\frac{a}{4}})$  (see Table 1); and the expected  $T_{(RS)}^{(a,2)}$ -transportation cost for the robot assisted sensor displacement is  $\frac{O(n^{\frac{3a}{4}})}{k^a}$ , provided that  $n^{1-\frac{1}{a}} \leq k \leq n^{\frac{1}{4}}$  (see Table 3).

Hence the robot with  $\lceil n^{\frac{1}{4}} \rceil$ -**capacity** reduces the transportation cost from  $\Theta(n^{1-\frac{a}{4}})$  to  $O(n^{\frac{a}{2}})$  for  $(r_2, s)$ -coverage and interference requirement (see Definition 8).

- Let  $a \in [1, 2]$ . If the square sensing radius  $r_2 > \frac{1}{2n}$  and the interference distance  $s > \frac{1}{n}$ , the expected  $T_{(AS)}^{(a,1)}$  transportation cost for the autonomous sensor displacement is  $\Theta(n)$  (see Table 1). The expected  $T_{(RS)}^{(a,2)}$ -transportation cost for the robot assisted sensor displacement is  $\frac{O(n^a)}{k^a}$ , provided that  $n^{1-\frac{1}{a}} \leq k \leq n^{\frac{1}{2}}$  (see Table 3).

Therefore, the robot with  $\lceil \sqrt{n} \rceil$ -**capacity** reduces the transportation cost from  $\Theta(n)$  to constant  $n^{\frac{a}{2}}$  for  $(r_2, s)$ -coverage and interference requirement (see Definition 8).

Similar **decrease in the transportation** cost also holds for all parameters  $\lambda > 0$ .

The rest of the paper is organized as follows. Subsection 1.2 briefly summarizes the related works. Section 2 analyzes the robot assisted sensor movement on the line. Section 3 deals with the robot assisted sensor reallocation on the plane. In Section 4 we apply the upper bounds from previous sections for robot assisted movement to provide the coverage interference requirement on the line and on the plane. Section 5 presents further insights under various robots assisted scenarios while the numerical evaluation of Algorithms 2 and 3 are presented in Section 6. The final section offers conclusions.

### 1.2. Related Works

Autonomous mobile robots have been extensively studied in the literature (e.g., see [6, 24, 30, 33, 34, 36]). The problem of coverage path planning (CPP) for multiple cooperating mobile robots is addressed in [34]. In [30], the authors advance their previous theoretical work by conducting experiments on a generalized coverage optimization algorithm using a team of heterogeneous mobile robots. The active simultaneous localization and mapping (SLAM) framework for a mobile robot to obtain a collision-free trajectory with good performance in SLAM uncertainty reduction and in an area coverage task is presented in [6]. In [33], the author studies the problem of patrolling the border with a set of  $k$  robots. In [36], they presented a generalized complete coverage path planning (CCPP) algorithm and its implementation for a mobile robot.

The coverage problem in sensor networks has been the subject of extensive interest (e.g., see [28, 39, 16, 5, 2, 4, 13, 3, 29, 38, 3, 10, 25, 15, 40]). The theoretical foundations for  $k$ -barrier coverage were developed in [28], while [16] presents and compares several state-of-the-art algorithms and techniques to address the integrated coverage-connectivity issues in WSNs. The analysis of unreliable sensors in a one-dimensional environment is considered in [13]. In [10], the authors addressed three optimization problems to achieve weak barrier coverage in WSNs. The family of problems whose goal is to design a network with maximal connectedness subject to a fixed budget constraint is investigated in [40].

It is worth mentioning that, our work in the current paper is related to the series of papers of the autonomous sensors displacement (see [27, 11, 21, 23, 22, 17, 18, 19, 20, 14, 9]). It includes research on barrier and area coverage [27, 23, 22, 19, 14], on interference [11], coverage simultaneously with interference [17, 18], interference simultaneously with connectivity [20] and coverage-connectivity for the range assignment [9]. In [14], the authors revisited the asymptotics of a binomial and a Poisson sum that arose as (average) displacement costs when sensors are randomly placed in anchor positions.

Our investigation of robot assisted sensor displacement is inspired [8], where the problem of robot assisted restoration of barrier coverage is introduced in a deterministic setting. In [8] the authors provide an optimal linear-time offline algorithm that gives a minimum-length trajectory for a single robot that starts at the end of a barrier and achieves barrier coverage.

The novelty of the current paper lies in the introduction and investigation of the robot assisted model and comparison with the recent results for the autonomous sensor displacement (see [22, 18, 20, 14]).

## 2. Analysis of Robot Assisted Movement on the Line

Let  $X_i$  be the position of the  $i$ -th sensor on the line  $[0, \infty)$ . Let  $n$  sensors  $X_1 \leq X_2 \leq \dots \leq X_n$  be initially randomly placed on the line  $[0, \infty)$  according to *general random process*.

Initial random placement of the sensors this way does not guarantee such communication properties as the coverage requirement, interference requirement, the coverage simultaneously with connectivity, etc. Therefore, we would like to move the sensors from their initial random location to a new position so as to achieve the general scheduling requirement, thus providing the desired communication.

It is assumed that the *mobile robot* located at the origin moves the sensors. We define the robot capacity as follows.

**Assumption 1** ( $k$ -capacity). *Assume that  $k \in \mathbb{N}$  and  $1 \leq k \leq n$ . The carrying capacity  $k$  of the robot is the maximum number of sensors the robot can carry at a time to deposit all or part of them at any time and to any suitable position it chooses.*

Obviously the robot can deposit a subset of the sensors it was carrying; it may choose to pick up and carry new ones as long as it *does not exceed* the value  $k$ . We now define the transportation for the robot assisted displacement.

**Definition 1** ( $T_{(RS)}^{(a,1)}$ -transportation cost). *Let  $a \geq 1$  be a constant. Let  $T_{(RS)}^{(a,1)}$  be the total distance to the power  $a$  travelled by the robot of  $k$ -capacity from the origin position to the final location so as to move the sensors  $X_i$  to the arbitrary final position  $X_i + M_i$ , provided that  $i = 1, 2, \dots, n$ .*

In the next two definition, we recall the  $T_{(AS)}^{(a,1)}$ -transportation cost for the autonomous sensor displacement.

**Definition 2** ( $T_{(AS)}^{(a,1)}$ -transportation cost). Let  $a \geq 1$  be a constant. Assume that, for  $i = 1, 2, \dots, n$  the sensor  $X_i$  moves autonomously to the position  $X_i + M_i$ . The  $T_{(AS)}^{(a,1)}$ -transportation cost for the autonomous sensor displacement is defined as the sum  $T_{(AS)}^{(a,1)} = \sum_{i=1}^n |M_i|^a$ .

In this section we would like to compare  $T_{(RS)}^{(a,1)}$ -transportation cost for the robot assisted displacement with  $T_{(AS)}^{(a,1)}$ -transportation cost for the autonomous sensor displacement to provide the general scheduling requirement in the network such as coverage, connectivity, or coverage simultaneously with interference, etc.

### 2.1. Greedy Procedure

This subsection presents the Greedy Procedure that explains the basic relationship between  $T_{(RS)}^{(1,1)}$ -transportation cost and  $T_{(AS)}^{(1,1)}$ -transportation cost in Algorithm 1. Algorithm 1 concerns the mobile robot located at the position  $Y_0$  provided that  $Y_0 \leq Y_1 \leq Y_2 \leq \dots \leq Y_l$ . The mobile robot collects all sensors  $Y_1 \leq Y_2 \leq \dots \leq Y_l$  and moves to the final destination  $Y_1 + M_1 \leq Y_2 + M_2 \leq \dots \leq Y_l + M_l$ . Algorithm 1 is *greedy* in the sense that robot located at the position  $Y_0$  *collects all sensors*  $Y_1 \leq Y_2 \leq \dots \leq Y_l$ . Its analysis is crucial in deriving the results in the next subsection which also analyzes the mentioned relationship.

---

**Algorithm 1**  $GP(Y_0, Y_1, Y_2, \dots, Y_l)$ ,  $l \leq k$ -capacity of robot,

---

**Require:** The initial random location  $Y_0 \leq Y_1 \leq Y_2 \leq \dots \leq Y_l$  of  $l + 1$  sensors on the  $[0, \infty)$ ; the robot with carrying capacity  $k$  located at the position  $Y_0$ .

**Ensure:** The final location of the sensors at the points  $Y_0, Y_1 + M_1 \leq Y_2 + M_2 \leq \dots \leq Y_l + M_l$ ; the robot located at the position  $Y_l$ .

- 1: the robot starts from  $Y_0$ , moves forward and collect the sensors  $Y_1, Y_2, \dots, Y_l$ ;
  - 2: Set  $q \leftarrow Y_l$ ;
  - 3: The robot displaces the sensors  $Y_1, Y_2, \dots, Y_l$  at the destination  $Y_1 + M_1 \leq Y_2 + M_2 \leq \dots \leq Y_l + M_l$ ;
  - 4: The robot walks to the position  $q$ ;
- 

The following lemma proves the upper bound on the distance travelled by the robot in Algorithm 1.

**Lemma 1.** Fix  $l \leq k \leq n$ . For  $i = 1, 2, \dots, l$  assume that the sensor  $Y_i$  moves to the arbitrary position  $Y_i + M_i$  and the robot with carrying capacity  $k$  is located at the position  $Y_0$ . Then the total distance moved by the robot according to Algorithm 1 is at most

$$2|M_1| + 2|M_l| + 3(Y_l - Y_0).$$

Before proving Lemma 1, notice that the movement of the robot with carrying capacity  $k \geq l$  in Algorithm 1 is upper bounded by the movements  $|M_1|$ ,  $|M_l|$  and  $(Y_l - Y_0)$ . Also, observe that  $|M_1|$  and  $|M_l|$  are the movements of the first and last sensors in the sequence  $Y_1 \leq Y_2 \leq \dots \leq Y_l$ . The component  $(Y_l - Y_0)$  is independent on the movement and depends only on the initial random location of the first and last sensors in the sequence  $Y_0 \leq Y_2 \leq \dots \leq Y_l$ . We are now ready to prove Lemma 1.

*Proof.* Let  $T_{(l)}$  be the total distance moved by the robot according to Algorithm 1 in our Greedy Procedure. We would like to upper bound  $T_{(l)}$ . Observe that the worst case occurs when  $M_1 < 0$  and  $M_l > 0$ , i.e.,  $Y_1 + M_1 \leq Y_1$  and  $Y_l \leq Y_l + M_l$ .

In this case the robot first moves left-to-right from  $Y_0$  to  $Y_l$  to collect the sensors  $Y_1 \leq Y_2 \leq \dots \leq Y_l$ . Then, the robot moves left-to-right from  $Y_l$  to  $Y_l + M_l$  and displaces the sensor  $Y_l$  at the final position  $Y_l + M_l$ . Then, the robot moves right-to-left from  $Y_l + M_l$  to  $Y_1 + M_1$  and displaces the sensors  $Y_{l-1} \geq Y_{l-2} \geq \dots \geq Y_1$  at the final positions  $Y_{l-1} + M_{l-1} \geq Y_{l-2} + M_{l-2} \geq \dots \geq Y_1 + M_1$ . Finally, the robot moves left-to-right from  $Y_1 + M_1$  to  $Y_l$ . Hence,

$$T_{(l)} = (Y_l - Y_0) + 2|M_l| + (Y_l - Y_1) + 2|M_1| + (Y_l - Y_1) \leq 2|M_1| + 2|M_l| + 3(Y_l - Y_0).$$

This completes the proof of Lemma 1.  $\square$

## 2.2. Main Results on the Line

In this subsection we analyze and compare the transportation cost for the robot assisted movement with the autonomous sensor displacement when the sensors are on the line.

Let  $X_1 \leq X_2 \leq \dots \leq X_n$  be the initial random positions of  $n$  sensors on the  $[0, \infty)$  according to general random process. Assume that, for  $i = 1, 2, \dots, n$  the sensors  $X_i$  moves to the arbitrary final position  $X_i + M_i$ .

In this subsection we restrict our analysis to *optimal movement*. Recall that by the simple monotonicity lemma, no sensor  $X_i$  is ever placed before sensor  $X_j$ , for all  $i < j$ , i.e.,

$$X_1 + M_1 \leq X_2 + M_2 \leq \dots \leq X_n + M_n.$$

Let  $k$  be the capacity of the robot located at the origin 0. Consider the following sequence of greedy algorithms  $GM_j(k, n)$ , where  $j \in \{0, 1, \dots, k-1\}$  (see Algorithm 2).

Observe that Algorithm  $GM_j(k, n)$  runs in rounds. It is a sequence of Greedy Procedures for  $l = j \leq k$  when  $j > 0$  (Steps (1–6));  $l = k$  (Steps (7–9)); and for  $l = n - j - k \lfloor \frac{n-j}{k} \rfloor \leq n - j - k \left( \frac{n-j}{k} - 1 \right) = k$  when  $j + k \lfloor \frac{n-j}{k} \rfloor < n$  (Steps (10–11)). Thus, Algorithm 2 moves the sensors  $X_1 \leq X_2 \leq \dots \leq X_n$  to the final location  $X_1 + M_1 \leq X_2 + M_2 \leq \dots \leq X_n + M_n$ . Hence, it is correct.

We note that the presented relationship between the transportation cost of the robot and the autonomous sensor displacement in Theorem 2 is valid for every desired communication property.

**Theorem 2.** Fix  $1 \leq k \leq n$ . Let  $j \in \{0, 1, \dots, k-1\}$ . Let  $T_{(j,RS)}^{(a,1)}$  be  $T_{(RS)}^{(a,1)}$ -transportation cost in algorithm  $GM_j(k, n)$ . Then,

$$\min_{0 \leq j \leq k-1} T_{(j,RS)}^{(a,1)}$$

is at most

$$6^a X_n^a + \left( 4 \left\lfloor \frac{n}{k} \right\rfloor + 16 \right)^{a-1} \left( 2|M_1|^a + 2|M_n|^a + \frac{4T_{(AS)}^{(a,1)}}{k} \right). \quad (1)$$

*Proof.* Let us recall the inequality between general means. Assume that  $a \geq 1$ . and  $b_1, b_2, \dots, b_l$  are positive. Then

$$\frac{b_1 + b_2 + \dots + b_l}{l} \leq \left( \frac{b_1^a + b_2^a + \dots + b_l^a}{l} \right)^{\frac{1}{a}} \quad (2)$$

(see [31, Theorem 1, Section 2.14.2]).

---

**Algorithm 2**  $GM_j(k, n)$  Greedy Movement,  $j \in \{0, 1, \dots, k-1\}$ ,  $k$ -capacity of robot,  $n$ -number of sensors.

---

**Require:** The initial random location  $X_1 \leq X_2 \leq \dots \leq X_n$  of the  $n$  sensors on the  $[0, \infty)$  according to general random process. The mobile robot with carrying  $k$ -capacity located at the origin 0.

**Ensure:** The final positions of the sensors at the location

$$X_1 + M_1 \leq X_2 + M_2 \leq \dots \leq X_n + M_n.$$

```

1: if  $j = 0$  then
2:   do nothing;
3: else
4:   Set  $X_0 \leftarrow 0$ ;
5:   Execute  $GP(X_0, X_1, X_2, \dots, X_j)$ ;
6: end if
7: for  $i = 1$  to  $\lfloor \frac{n-j}{k} \rfloor$  do
8:   Execute  $GP(X_{j+k(i-1)}, X_{j+k(i-1)+1}, \dots, X_{j+k(i-1)+k})$ ;
9: end for
10: if  $j + k \lfloor \frac{n-j}{k} \rfloor < n$  then
11:   Execute  $GP(X_{j+k \lfloor \frac{n-j}{k} \rfloor}, X_{j+k \lfloor \frac{n-j}{k} \rfloor + 1}, \dots, X_n)$ ;
12: else
13:   do nothing;
14: end if

```

---

By Definition 3,

$$T_{(AS)}^{(a,1)} = \sum_{i=1}^n |M_i|^a \quad (3)$$

is the transportation cost for the autonomous sensor displacement in Algorithm 2. Let  $T_{(j,RS)}^{(a,1)}$  be  $T_{(RS)}^{(a,1)}$ -transportation cost in Algorithm  $GM_j(k, n)$  for  $j = 0, 1, \dots, k-1$ . From Lemma 1, we have the following upper bound

$$T_{(j,RS)}^{(a,1)} \leq \left( A_j + B_j + 2 \sum_{i=1}^{\lfloor \frac{n-j}{k} \rfloor} (|M_{j+k(i-1)+1}| + |M_{j+ki}|) + C_j + D_j + 3X_n \right)^a,$$

where

$$A_j = \begin{cases} 0 & \text{if } j = 0, \\ 2|M_1| & \text{if } j > 0, \end{cases} \quad B_j = \begin{cases} 0 & \text{if } j = 0, 1, \\ 2|M_j| & \text{if } j > 1, \end{cases}$$

$$C_j = \begin{cases} 0 & \text{if } j + k \lfloor \frac{n-j}{k} \rfloor = n, \\ 2|M_n| & \text{if } j + k \lfloor \frac{n-j}{k} \rfloor \leq n - 1, \end{cases}$$

$$D_j = \begin{cases} 0 & \text{if } j + k \lfloor \frac{n-j}{k} \rfloor = n - 1, n, \\ 2|M_{j+k \lfloor \frac{n-j}{k} \rfloor + 1}| & \text{if } j + k \lfloor \frac{n-j}{k} \rfloor < n - 1. \end{cases}$$

Applying Inequality (2) we get

$$T_{(j,RS)}^{(a,1)} \leq 6^a X_n^a + 2^{a-1} \left( A_j + B_j + 2 \sum_{i=1}^{\lfloor \frac{n-j}{k} \rfloor} (|M_{j+k(i-1)+1}| + |M_{j+ki}|) + C_j + D_j \right)^a.$$

Once again, applying Inequality (2) we have

$$\begin{aligned} T_{(j,RS)}^{(a,1)} &\leq 6^a X_n^a + \left( 4 \left\lfloor \frac{n-j}{k} \right\rfloor + 16 \right)^{a-1} \left( 2 \sum_{i=1}^{\lfloor \frac{n-j}{k} \rfloor} (|M_{j+k(i-1)+1}|^a + |M_{j+ki}|^a) \right) \\ &\quad + \left( 4 \left\lfloor \frac{n-j}{k} \right\rfloor + 16 \right)^{a-1} \left( 2(A_j/2)^a + 2(B_j/2)^a + 2(C_j/2)^a + 2(D_j/2)^a \right). \end{aligned} \quad (4)$$

Let us now make the following important observation

$$\sum_{j=0}^{k-1} T_{(j,RS)}^{(a,1)} \leq k6^a X_n^a + \left( 4 \left\lfloor \frac{n}{k} \right\rfloor + 16 \right)^{a-1} \left( 2k|M_1|^a + 4 \sum_{i=1}^n |M_i|^a + 2k|M_n|^a \right). \quad (5)$$

Figure 1 illustrates Inequality (4) for  $n = 8$  and  $k = 3$ . Namely  $T_{(j,RS)}$  is the transportation cost Algorithm  $GM_j(k, 8)$  for  $j = 0, 1, \dots, 3$ . Let us recall that, for  $i = 1, 2, \dots, 8$  the sensor  $X_i$  moves to the position  $X_i + M_i$ . In Figure 1, the black dots indicate the movements  $2|M_i|^a$  which consider in the upper bound estimation (4) of  $T_{(j,RS)}^{(a,1)}$  for Algorithm  $GM_j(k, 8)$ , provided  $j = 0, 1, \dots, 3$ . (Obviously, the white dots indicate the movements  $2|M_i|^a$  which don't appear in the upper bound estimation (4) of  $T_{(j,RS)}^{(a,1)}$  for Algorithm  $GM_j(k, 8)$ , provided  $j = 0, 1, \dots, 3$ ). Now, two times sum of the black dots in Figure 1 is equal to

$$6|M_1|^a + 4 \sum_{i=1}^8 |M_i|^a + 6|M_8|^a.$$

This confirms the movements  $|M_1|^a, |M_2|^a, \dots, |M_n|^a$  in the upper bound Inequality (5) for  $n = 8$  and  $k = 3$  very well.

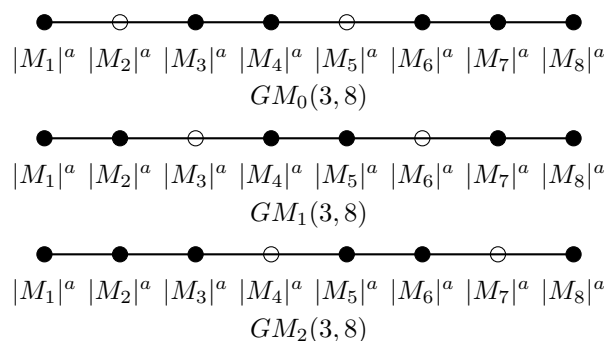


Figure 1: Movement of  $n = 8$  sensors for the robot with carrying 3-capacity according to Algorithm  $GM_j(3, 8)$ , when  $j \in \{0, 1, 2\}$ .



Note that the minimal cost satisfies

$$\min_{0 \leq j \leq k-1} T_{(j,RS)}^{(a,1)} \leq \frac{T_{(0,RS)}^{(a,1)} + T_{(1,RS)}^{(a,1)} + \cdots + T_{(k-1,RS)}^{(a,1)}}{k}.$$

Hence, applying Inequality (5) and Formula (3) we have

$$6^a X_n^a + \left(4 \left\lfloor \frac{n}{k} \right\rfloor + 16\right)^{a-1} \left(2|M_1|^a + 2|M_n|^a + \frac{4T_{(AS)}^{(a,1)}}{k}\right).$$

This is enough to complete the proof of Theorem 2.  $\square$

We can also prove **the lower bound**.

**Corollary 1.** Fix  $1 \leq k \leq n$ . Assume that  $n$  sensors  $X_1 \leq X_2 \leq \cdots \leq X_n$  are initially randomly placed on the  $[0, \infty)$  according to general random process and the mobile robot with carrying  $k$ -capacity is located at the origin 0. Then,  $T_{(RS)}^{(a,1)}$ -transportation cost according to every robot assisted algorithm is at least  $X_n^a$ .

*Proof.* The robot in the origin point 0 has to collect all the sensors  $X_1 \leq X_2 \leq \cdots \leq X_n$ . Hence, the robot has to move from the origin point 0 to the random point  $X_n$ . Therefore  $T_{(RS)}^{(a,1)}$  is at least  $(X_n - 0)^a = X_n^a$ .  $\square$

### 3. Analysis of Robot Assisted Movement on the Plane

In this section we look at the transportation cost for the robot assisted movement when the sensors are on the plane.

More precisely, we consider  $n$  sensors placed in the quadrant  $[0, \infty) \times [0, \infty)$  according to two independent general random processes  $X_i$  and  $Y_i$ . The random position of the sensor on the plane is determined by the pair  $(X_{i_1}, Y_{i_2})$ , where  $i_1, i_2 = 1, 2, \dots, \sqrt{n}$  and  $n = m^2$  for some  $m \in \mathbf{N}$ .

We are now ready to define the transportation cost for robot assisted displacement and the transportation cost for the autonomous sensor displacement on the plane.

**Definition 3** ( $T_{(RS)}^{(a,2)}$ -transportation cost). Let  $a \geq 1$  be a constant. Let  $T_{(RS)}^{(a,2)}$  be the total distance to the power  $a$  travelled by the robot of  $k$ -capacity from the origin position  $(0, 0)$  to the final location so as to move the sensor  $(X_{i_1}, Y_{i_2})$ , to the arbitrary final position  $(X_{i_1} + M_{i_1}, Y_{i_2} + N_{i_2})$ , provided that  $i_1, i_2 = 1, 2, \dots, \sqrt{n}$ .

**Definition 4** ( $T_{(AS)}^{(a,2)}$ -transportation cost). Let  $a \geq 1$  be a constant. Assume that, for  $i = 1, 2, \dots, n$  the sensor  $(X_{i_1}, Y_{i_2})$  moves autonomously to the arbitrary final position  $(X_{i_1} + M_{i_1}, Y_{i_2} + N_{i_2})$  for  $i_1, i_2 = 1, 2, \dots, \sqrt{n}$ . The  $T_{(AS)}^{(a,2)}$ -transportation cost for the autonomous sensor displacement is defined as the sum  $T_{(AS)}^{(a,2)} = \sum_{i_1, i_2=1}^{\sqrt{n}} (|M_{i_1}|^a + |N_{i_2}|^a)$ .

#### 3.1. Main Results on the Plane

In this subsection we analyze and compare the transportation cost for the robot assisted movement with the autonomous sensor displacement when the sensors are on the plane. In order to move the sensors on the plane we present the sequence of greedy algorithms  $GM_{j_1, j_2}(k, n)$ , where  $j_1, j_2 \in \{0, 1, \dots, k-1\}$ ,

(see Algorithm 3). Algorithm 3 works in two phases. During the first phase (Steps (1 – 5)), we execute Algorithm 1 according to the first coordinate. Thus, in the second phase (Steps (7 – 11)), Algorithm 1 is executed according to the second coordinate. Thus, the robot movements on the plane is reduced to the robot movements on the line. Hence, Algorithm 3 is correct. We apply Theorem 2 on the line from Subsection 2.2 and prove Theorem 3 on the plane.

Figure 2 illustrates the trajectory of the robot in Steps (1 – 5) of Algorithm 3 for  $n = 9$  and  $k = 3$ . The robot's trajectory is the line segment from  $(0, 0)$  to  $(0, Y_1)$ ;  $(0, Y_1)$  to  $(\max(X_3, X_3 + M_3), Y_1)$ ;  $(\max(X_3, X_3 + M_3), Y_1)$  to  $(0, Y_1)$ ;  $(0, Y_1)$ , to  $(0, Y_2)$ ;  $(0, Y_2)$  to  $(\max(X_3, X_3 + M_3), Y_2)$ ;  $(\max(X_3, X_3 + M_3), Y_2)$  to  $(0, Y_2)$ ;  $(0, Y_2)$ , to  $(0, Y_3)$ ;  $(0, Y_3)$  to  $(\max(X_3, X_3 + M_3), Y_3)$  and  $(\max(X_3, X_3 + M_3), Y_3)$  to  $(0, Y_3)$ .

---

**Algorithm 3**  $GM_{j_1, j_2}(k, n)$  Greedy Movement,  $j_1, j_2 \in \{0, 1, \dots, k - 1\}$ ,  $k$ -capacity of robot,  $1 \leq k \leq \sqrt{n}$ ,  $n$ -number of sensors,  $n = m^2$  for some  $m \in \mathbf{N}$ .

---

**Require:** The initial random location  $(X_{i_1}, Y_{i_2})$  of the  $n$  sensors in the  $[0, \infty) \times [0, \infty)$ , where  $i_1, i_2 = 1, 2, \dots, \sqrt{n}$  according to two general random processes. The mobile robot with carrying  $k$ -capacity is located at the origin  $(0, 0)$ .

**Ensure:** The final positions of the sensors at the location

$(X_{i_1} + M_{i_1}, Y_{i_2} + N_{i_2})$ , where  $i_1, i_2 = 1, 2, \dots, \sqrt{n}$ .

- 1: **for**  $i_2 = 1$  **to**  $\sqrt{n}$  **do**
  - 2:   The robot walks to the position  $(0, Y_{i_2})$ ;
  - 3:   Execute algorithm  $GM_{j_2}(k, \sqrt{n})$  according to the first coordinate of the sensors  $(X_1, Y_{i_2}), (X_2, Y_{i_2}), \dots, (X_{\sqrt{n}}, Y_{i_2})$ . It means to move to the positions  $(X_1 + M_1, Y_{i_2}), (X_2 + M_2, Y_{i_2}), \dots, (X_{\sqrt{n}} + M_{\sqrt{n}}, Y_{i_2})$ ;
  - 4:   The robot walks to the position  $(0, Y_{i_2})$ ;
  - 5:   **end for**
  - 6:   The robot walks to the origin  $(0, 0)$ ;
  - 7:   **for**  $i_1 = 1$  **to**  $\sqrt{n}$  **do**
  - 8:     The robot walks to the position  $(X_{i_1} + M_{i_1}, 0)$ ;
  - 9:     Execute algorithm  $GM_{j_1}(k, \sqrt{n})$  according to the second coordinate of the sensors  $(X_{i_1} + M_{i_1}, Y_1), (X_{i_1} + M_{i_1}, Y_2), \dots, (X_{i_1} + M_{i_1}, Y_{\sqrt{n}})$ . It means to move to the positions  $(X_{i_1} + M_{i_1}, Y_1 + N_1), (X_{i_1} + M_{i_1}, Y_2 + N_2), \dots, (X_{i_1} + M_{i_1}, Y_{\sqrt{n}} + N_{\sqrt{n}})$ ;
  - 10:    The robot walks to the position  $(X_{i_1} + M_{i_1}, 0)$ ;
  - 11:   **end for**
-

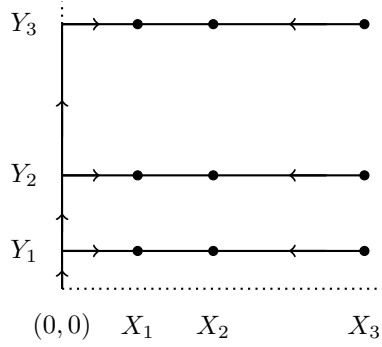


Figure 2: The trajectory of robot in Steps (1 – 5) of Algorithm 3 for  $n = 9$ .

**Theorem 3.** Fix  $1 \leq k \leq \sqrt{n}$ . Let  $j_1, j_2 \in \{0, 1, \dots, k-1\}$ . Let  $T_{(j_1, j_2, RS)}^{(a,2)}$  be  $T_{(RS)}^{(a,2)}$ -transportation cost in algorithm  $GM_{j_1, j_2}(k, n)$ . Then,

$$\min_{0 \leq j_1, j_2 \leq k-1} T_{(j_1, j_2, RS)}^{(a,2)}$$

is at most

$$\begin{aligned} & 4^a n^{a/2-1/2} \left( 4 \left\lfloor \frac{\sqrt{n}}{k} \right\rfloor + 16 \right)^{a-1} \frac{T_{(AS)}^{(a,2)}}{k} + 4^{a-1} n^{a/2} \left( 4 \left\lfloor \frac{\sqrt{n}}{k} \right\rfloor + 16 \right)^{a-1} (2|M_1|^a + 2|M_{\sqrt{n}}|^a) \\ & + 4^{a-1} n^{a/2} \left( 4 \left\lfloor \frac{\sqrt{n}}{k} \right\rfloor + 16 \right)^{a-1} (2|N_1|^a + 2|N_{\sqrt{n}}|^a) + (2^{3a-1} + 6^a 4^{a-1} n^{a/2}) Y_{\sqrt{n}}^a \\ & + (4^{a-1} + 6^a 4^{a-1} n^{a/2}) X_{\sqrt{n}}^a. \end{aligned} \quad (6)$$

*Proof.* Let  $j_1, j_2 \in \{0, 1, \dots, k-1\}$  and let  $T_{(j_1, j_2, RS)}^{(a,2)}$  be  $T_{(RS)}^{(a,2)}$ -transportation cost in algorithm  $GM_{j_1, j_2}(k, n)$ .

Let  $D_1(j_2, i_2)$  be the distance travelled by the robot in Step (3) of Algorithm 3, provided that  $i_2 \in \{1, 2, \dots, \sqrt{n}\}$ .

Let  $D_2(j_1, i_1)$  be the distance travelled by the robot in Step (9) of Algorithm 3, provided that  $i_1 \in \{1, 2, \dots, \sqrt{n}\}$ .

Hence, the distance travelled by the robot in Steps (1 – 5) of Algorithm 3 is equal to

$$\sqrt{n}D_1(j_2, 1) + Y_{\sqrt{n}} \quad (7)$$

and the distance travelled by the robot in Steps (7 – 11) of Algorithm 3 is equal to

$$\sqrt{n}D_2(j_1, 1) + X_{\sqrt{n}}. \quad (8)$$

It is easy to see that the distance travelled by the robot in Step (6) of Algorithm 3 is equal to

$$Y_{\sqrt{n}}. \quad (9)$$

Combining Expressions (7-9) we have

$$T_{(j_1, j_2, RS)}^{(a,2)} = (\sqrt{n}D_1(j_2, 1) + \sqrt{n}D_2(j_1, 1) + 2Y_{\sqrt{n}} + X_{\sqrt{n}})^a.$$

Applying Inequality (2) we get

$$T_{(j_1, j_2, RS)}^{(a,2)} = 4^{a-1} \left( n^{a/2} D_1^a(j_2, 1) + n^{a/2} D_2^a(j_1, 1) + 2^a Y_{\sqrt{n}}^a + X_{\sqrt{n}}^a \right). \quad (10)$$

Applying Theorem 2 for  $n := \sqrt{n}$  and the sensors  $X_1, X_2, \dots, X_{\sqrt{n}}$  we have

$$\min_{0 \leq j_2 \leq k-1} D_1^a(j_2, 1) \leq 6^a X_{\sqrt{n}}^a + \left( 4 \left\lfloor \frac{\sqrt{n}}{k} \right\rfloor + 16 \right)^{a-1} \left( 2|M_1|^a + 2|M_{\sqrt{n}}|^a + \frac{4 \sum_{i=1}^{\sqrt{n}} |M_i|^a}{k} \right). \quad (11)$$

Using Theorem 2 for  $n := \sqrt{n}$  and the sensors  $Y_1, Y_2, \dots, Y_{\sqrt{n}}$  we get

$$\min_{0 \leq j_1 \leq k-1} D_1^a(1, j_1) \leq 6^a Y_{\sqrt{n}}^a + \left( 4 \left\lfloor \frac{\sqrt{n}}{k} \right\rfloor + 16 \right)^{a-1} \left( 2|N_1|^a + 2|N_{\sqrt{n}}|^a + \frac{4 \sum_{i=1}^{\sqrt{n}} |N_i|^a}{k} \right). \quad (12)$$

Finally, combining Estimations (10 – 12) we have the desired upper bound (6). This completes the proof of Theorem 3.  $\square$

We can also prove **the lower bound**.

**Corollary 2.** *Assume that  $n$  sensors are placed on the plane  $[0, \infty) \times [0, \infty)$  according to two identical and independent Poisson processes  $X_i$  and  $Y_i$ , for  $i = 1, 2, \dots, \sqrt{n}$  each with arrival rate  $\lambda > 0$  and the mobile robot with carrying  $k$ -capacity is located at the origin  $(0, 0)$ . The random position of the sensor on the plane is determined by the pair  $(X_{i_1}, Y_{i_2})$ , where  $i_1, i_2 = 1, 2, \dots, \sqrt{n}$  and  $n = m^2$  for some  $m \in \mathbf{N}$ . Then,  $T_{(RS)}^{(a,1)}$ -transportation cost according to every robot assisted algorithm is at least  $X_n^a$ .*

*Proof.* The robot in the origin point  $(0, 0)$  has to collect all the sensors  $(X_{i_1}, Y_{i_2})$ , where  $i_1, i_2 = 1, 2, \dots, \sqrt{n}$  and  $n = m^2$  for some  $m \in \mathbf{N}$ . Hence, the robot has to move from the origin point  $(0, 0)$  to the random point  $(X_{\sqrt{n}}, Y_{\sqrt{n}})$ . Therefore  $T_{(RS)}^{(a,1)}$  is at least  $(\sqrt{n} (X_{\sqrt{n}} - X_1))^a = n^{a/2} (X_{\sqrt{n}} - X_1)^a$ .  $\square$

#### 4. Application to Coverage and Interference in Sensor Networks

In this section we apply the upper bounds obtained from Theorem 2 and Theorem 3 to the coverage simultaneously with the interference problem. Namely, we compare the known results for the energy consumption in autonomous sensor displacement to fulfil the coverage and interference requirement obtained in [17], [18], [20] with the current estimations in Sections 2 and 3. As the result we obtain novel upper bounds for the energy consumption in robot assisted displacement to provide the coverage and interference requirement.

##### 4.1. Coverage and Interference on the Line

In this subsection we look at the  $(r_1, s)$ -coverage and interference problem on the line. Let us recall the definition of the sensing radius.

**Definition 5** (Sensing Radius). *We assume that a sensor placed at location  $x$  on the line can sense any point at distance  $r_1$  at most either to the left or right of  $x$  and call  $r_1$  the sensing radius of the sensor.*

In particular, we consider  $n$  random sensors  $X_1 \leq X_2 \leq \dots \leq X_n$  with identical sensing radius  $r_1$  initially randomly displaced on the  $[0, \infty)$  according to Poisson process with arrival rate  $\lambda > 0$ . The formal definition of  $(r_1, s)$ -coverage and interference problem on the line is as follows.

**Definition 6** ( $(r_1, s)$ -coverage and interference). *We move the sensors from the initial random locations  $X_1 \leq X_2 \leq \dots \leq X_n$  to the final positions  $X_1 + M_1 \leq X_2 + M_2 \leq \dots \leq X_n + M_n$  so as to:*

- *Ensure coverage in the sense that every point in the interval  $[0, X_n + M_n]$  is in the sensing radius of at least one sensor.*
- *Avoid interference, i.e., each pair of sensors is at interference distance greater or equal to  $s$ .*

In the recent paper [17], the maximum of the expected sensor's displacements to the power  $a \geq 1$  metric given by

$$\mathbf{E}_{\max} \left[ T_{(AS)}^{(a,1)} \right] = \max_{1 \leq i \leq n} \mathbf{E} [|M_i|^a] \quad (13)$$

was investigated for  $(r_1, s)$ -coverage and interference problem when the sensors autonomously move on the line.

Further, the author in [20] considered the expected  $a$ -total movement as follows

$$\mathbf{E} \left[ T_{(AS)}^{(a,1)} \right] = \sum_{i=1}^n \mathbf{E} [|M_i|^a], \text{ provided that } a \geq 1. \quad (14)$$

for interference-connectivity problem for the autonomous sensor displacement on the line and in the higher dimension.

It is worth pointing out that the main results of [20] for interference-connectivity problem are easily applicable to  $(r_1, s)$ -coverage and interference problem when the sensors move autonomously on the line.

Table 1 for  $d = 1$  summarizes the known results on the line.

Table 1: The minimal maximum of expected sensor's displacements and the expected minimal  $T_{(AS)}^{(a,d)}$ -transportation cost for  $(r_d, s)$ -coverage and interference problem of  $n$  sensors in the  $[0, \infty)^d$  for  $d \in \{1, 2\}$  provided that  $\epsilon \geq \delta > 0$  are arbitrarily small constants independent on  $\lambda$  and  $n$  (see [17], [18], [20]).

Sensing radius $r_1$ , Square sensing radius $r_2$	Interference distance $s$	$\mathbf{E}_{\max} \left[ T_{(AS)}^{(a,d)} \right]$	$\mathbf{E} \left[ T_{(AS)}^{(a,d)} \right]$
$r_d = \frac{1+\epsilon}{2\lambda}$	$s = \frac{1-\delta}{\lambda}$	$\Theta(1)/\lambda^a$	$O(n)/\lambda^a$
$r_d = \frac{1}{2\lambda}$ ,	$s = \frac{1}{\lambda}$	$\Theta \left( n^{\frac{a}{2d}} \right) / \lambda^a$	$\Theta \left( n^{1+\frac{a}{2d}} \right) / \lambda^a$
$r = \frac{1+\epsilon}{2\lambda}$	$s = \frac{1+\delta}{\lambda}$	$\Theta \left( n^{\frac{a}{d}} \right) / \lambda^a$	$\Theta \left( n^{1+\frac{a}{d}} \right) / \lambda^a$

In order to compare the results about the *autonomous sensor displacement* in Table 1 for  $d = 1$  with the *robot assisted displacement* in Section 2, we have to reformulate Equation (1) in Theorem 2 and Corollary 1 (see Subsection 2.2) for the expected transportation cost. This is the subject of Theorem 4.

**Theorem 4.** Assume that the sensors  $X_1 \leq X_2 \leq \dots \leq X_n$  are initially randomly placed on the  $[0, \infty)$  according to Poisson process with arrival rate  $\lambda > 0$ . Fix  $1 \leq k \leq n$ . Let  $j \in \{0, 1, \dots, k-1\}$ . Let  $T_{(j,RS)}^{(a,1)}$  be  $T_{(RS)}^{(a,1)}$ -transportation cost in algorithm  $GM_j(k, n)$ . Then

$$\frac{n^a}{\lambda^a} \left(1 + O\left(\frac{1}{n}\right)\right) \leq \mathbf{E} \left[ \min_{0 \leq j \leq k-1} T_{(j,RS)}^{(a,1)} \right], \quad (15)$$

$$\mathbf{E} \left[ \min_{0 \leq j \leq k-1} T_{(j,RS)}^{(a,1)} \right] \leq \frac{6^a n^a}{\lambda^a} \left(1 + O\left(\frac{1}{n}\right)\right) + \left(4 \left\lfloor \frac{n}{k} \right\rfloor + 16\right)^{a-1} \left(4 \mathbf{E}_{\max} \left[ T_{(AS)}^{(a,1)} \right] + \frac{4 \mathbf{E} \left[ T_{(AS)}^{(a,1)} \right]}{k} \right). \quad (16)$$

*Proof.* There are two cases to consider

*Case 1: Inequality (15)*

We know that the random variable  $X_i$ , i.e., the random position of  $i$ -th sensor is the sum of  $i$  independent and identically distributed exponential random variables with parameter  $\lambda$  and obeys Gamma distribution with parameters  $i \in \mathbb{N} \setminus \{0\}$ ,  $\lambda > 0$  (see [26, 37]). Notice that,

$$\mathbf{E}[|X_k|^a] = \frac{1}{\lambda^k} \frac{\Gamma(k+a)}{\Gamma(k)}, \quad \text{when } k \in \{1, 2, \dots, n\} \text{ and } a > 0 \quad (17)$$

(see [12, Chapter 15, 22]).

The following asymptotic expansion for Gamma function is well known (see [35, Identity 5.11.13] for  $z = n$  and  $b = 0$ )

$$\frac{\Gamma(n+a)}{\Gamma(n)} = n^a \left(1 + O\left(\frac{1}{n}\right)\right). \quad (18)$$

Passing to the expectation in Corollary 1 and applying Formulas (17), (18) we have the lower bound.

*Case 2: Inequality (16)*

Passing to the expectation in Equation (1) (see Theorem 2), applying Formulas (13), (14), (17), (18) as well as the estimation

$$\mathbf{E}[|M_1|^a] + \mathbf{E}[|M_n|^a] \leq 2 \mathbf{E}_{\max} \left[ T_{(AS)}^{(a,1)} \right]$$

we get the upper bound.

It completes the proof of Theorem 4.  $\square$

We now compare the new result of Theorem 4 for the robot assisted movement ( $\min_{0 \leq j \leq k-1} T_{(j,RS)}$  transportation cost) with the known results for the autonomous sensors displacement ( $T_{(AS)}^{(a,1)}$  transportation cost) in Table 1 for  $d = 1$ . Specifically, we find

$$\min \left( \mathbf{E} \left[ \min_{0 \leq j \leq k-1} T_{(j,RS)}^{(a,1)} \right], \mathbf{E} \left[ T_{(AS)}^{(a,1)} \right] \right)$$

as the function of the robot capacity  $k$ , the sensing radius  $r_1$  and the interference distance  $s$ .

Table 2 displays the described comparison of the energy consumption in *the robot assisted movement* and in *the autonomous sensor displacement*.

Table 2: Comparison of the expected transportation cost for the robot assisted movement with  $k$ -capacity and the autonomous sensor displacement to ensure  $(r_1, s)$ -coverage and interference problem for  $n$  sensors in the  $[0, \infty)$ , provided that  $\epsilon \geq \delta > 0$  are arbitrary small constants independent on  $\lambda$  and  $n$ .

Sensing radius $r_1$ ,	Interference distance $s$	Movement	Expected transportation cost (Energy consumption)
$r_1 = \frac{1+\epsilon}{2\lambda}$	$s = \frac{1-\delta}{\lambda}$	$T_{(AS)}^{(a,1)}$ if $a \geq 1$	$O(n) / \lambda^a$
$r_2 = \frac{1}{2\lambda}$	$s = \frac{1}{\lambda}$	$T_{(AS)}^{(a,1)}$ if $a > 2$	$O(n^{1+\frac{a}{2}}) / \lambda^a$
$r_1 = \frac{1}{2\lambda}$	$s = \frac{1}{\lambda}$	$T_{(RS)}^{(a,1)}$ , if $a \in [1, 2]$	$O(n^{\frac{3a}{2}}) / (k\lambda)^a$ if $k \in [n^{1-\frac{1}{a}}, \sqrt{n}]$ $\Theta(n^a) / \lambda^a$ if $k \in [\sqrt{n}, n]$
$r_1 = \frac{1+\epsilon}{2\lambda}$	$s = \frac{1+\delta}{\lambda}$	$T_{(RS)}^{(a,1)}$ if $a \geq 1$	$O(n^{2a}) / (k\lambda)^a$ if $k \in [n^{1-1/a}, n]$

#### 4.2. Coverage and Interference on the Plane

In this subsection we analyze the  $(r_2, s)$ -coverage and interference problem on the plane.

We consider  $n$  sensors that are randomly placed on the  $[0, \infty) \times [0, \infty)$  according to two identical and independent Poisson processes  $X_i$  and  $Y_i$ , for  $i = 1, 2, \dots, \sqrt{n}$  each with arrival rate  $\lambda > 0$ , and  $n = m^2$  for some  $m \in \mathbf{N}$ . The random position of the sensor with identical square sensing radius  $r_2$  on the plane is determined by the pair  $(X_{i_1}, Y_{i_2})$ , where  $i_1, i_2 = 1, 2, \dots, \sqrt{n}$ .

Let us recall the concept of **the square sensing radius**.

**Definition 7** (cf. [21], Square Sensing Radius). *We assume that a sensor located in position  $(x, y)$  can cover any point in the area delimited by the square with 4 vertices  $(x \pm r_2, y \pm r_2)$  and call  $r_2$  the square sensing radius of the sensor.*

However, if the generally accepted coverage area of a sensor is a circular disk of radius  $r_c$  the upper bound results proved in the sequel for the square sensing radius  $r_2$  hold for circular disk of radius  $r_c = \sqrt{2}r_2$ . The formal definition of  $(r_2, s)$ -coverage and interference problem on the plane is as follows.

**Definition 8** ( $(r_2, s)$ -coverage and interference). *We move the sensors from initial positions  $(X_{i_1}, Y_{i_2})$  to the final locations  $(X_{i_1} + M_{i_1}, Y_{i_2} + N_{i_2})$ , for  $i_1, i_2 = 1, 2, \dots, \sqrt{n}$  such that:*

- Move the sensors only along the axes provided that

$$\begin{aligned} X_1 + M_1 &\leq X_2 + M_2 \leq \dots \leq X_{\sqrt{n}} + M_{\sqrt{n}}, \\ Y_1 + N_1 &\leq Y_2 + N_2 \leq \dots \leq Y_{\sqrt{n}} + N_{\sqrt{n}}, \end{aligned}$$

and the final position of each sensor is in the same row and column as its initial position.

- Ensure coverage in the sense that every point in the area delimited by the rectangle with 4 vertices  $(0, 0)$ ,  $(X_{\sqrt{n}} + M_{\sqrt{n}}, 0)$ ,  $(X_{\sqrt{n}} + M_{\sqrt{n}}, Y_{\sqrt{n}} + N_{\sqrt{n}})$ , and  $(0, Y_{\sqrt{n}} + N_{\sqrt{n}})$  is in the square sensing radius of at least one sensor.
- Avoid interference, i.e., each pair of sensors is at interference distance greater or equal to  $s$ .

Observe that the main results for the maximum of the expected sensor's displacement metric and  $(r_1, s)$ -coverage and interference problem on the line (see [17]) are easily applicable to  $(r_2, s)$ -coverage and interference problem on the plane. For  $d = 2$ , Table 1 displays the results on the plane for

$$\max \left( \mathbf{E} \left[ T_{(AS)}^{(a,2)} \right] \right) = \max_{1 \leq i \leq \sqrt{n}} \mathbf{E} [|M_i|^a] + \max_{1 \leq i \leq \sqrt{n}} \mathbf{E} [|N_i|^a]. \quad (19)$$

Moreover, in [20] the expected transportation cost

$$\mathbf{E} \left[ T_{(AS)}^{(a,2)} \right] = \sqrt{n} \sum_{i=1}^{\sqrt{n}} (\mathbf{E} [|M_i|^a] + \mathbf{E} [|N_i|^a]) \quad (20)$$

was investigated for interference-connectivity problem for the autonomous sensor displacement on the plane. The main results of [20] for interference-connectivity problem are applicable to  $(r_2, s)$ -coverage and interference problem when the sensors move autonomously on the plane. (see Table 1 for  $d = 2$ ).

In order to compare the results about the *autonomous sensor displacement* in Table 1 for  $d = 2$  with the *robot assisted displacement* in Section 3, we have to reformulate Theorem 3 in Section 3 for the expected transportation cost. This is the subject of Theorem 5.

**Theorem 5.** *Assume that  $n$  sensors are placed on the plane  $[0, \infty) \times [0, \infty)$  according to two identical and independent Poisson processes  $X_i$  and  $Y_i$ , for  $i = 1, 2, \dots, \sqrt{n}$  each with arrival rate  $\lambda > 0$ . The random position of the sensor on the plane is determined by the pair  $(X_{i_1}, Y_{i_2})$ , where  $i_1, i_2 = 1, 2, \dots, \sqrt{n}$  and  $n = m^2$  for some  $m \in \mathbf{N}$ . Fix  $1 \leq k \leq \sqrt{n}$ . Let  $j_1, j_2 \in \{0, 1, \dots, k-1\}$ . Let  $T_{(j_1, j_2, RS)}^{(a,2)}$  be  $T_{(RS)}^{(a,2)}$ -transportation cost in algorithm  $GM_{j_1, j_2}(k, n)$ . Then*

$$\frac{n^a}{\lambda^a} \left( 1 + O \left( \frac{1}{\sqrt{n}} \right) \right) \leq \mathbf{E} \left[ \min_{0 \leq j_1, j_2 \leq k-1} T_{(j_1, j_2, RS)}^{(a,2)} \right], \quad (21)$$

$$\begin{aligned} \mathbf{E} \left[ \min_{0 \leq j_1, j_2 \leq k-1} T_{(j_1, j_2, RS)}^{(a,2)} \right] &\leq \frac{(2^{3a-1} 3^a) n^a}{\lambda^a} \left( 1 + O \left( \frac{1}{\sqrt{n}} \right) \right) \\ &+ \left( 4 \left\lfloor \frac{\sqrt{n}}{k} \right\rfloor + 16 \right)^{a-1} 4^{a-1} n^{a/2} \left( 4 \mathbf{E}_{\max} \left[ T_{(AS)}^{(a,2)} \right] + \frac{4 \mathbf{E} \left[ T_{(AS)}^{(a,2)} \right]}{k \sqrt{n}} \right). \end{aligned} \quad (22)$$

*Proof.* There are two cases to consider

*Case 1: Inequality (21)*

Let us recall that the random variable  $X_i - X_1$  is the sum of  $i - 1$  independent and identically distributed exponential random variables with parameter  $\lambda$  and obeys Gamma distribution with parameters  $i - 1 \in \mathbf{N} \setminus \{0\}, \lambda > 0$  (see [26, 37]). Therefore, passing to the expectation in Corollary 2 and applying Formulas (17), (18) we have the lower bound.

*Case 2: Inequality (22)*

Passing to the expectation in Equation (6) (see Theorem 3), applying Formulas (17), (18), (19), (20), as well as the estimations

$$\mathbf{E} [|M_1|^a] + \mathbf{E} [|N_1|^a] + \mathbf{E} [|M_n|^a] + \mathbf{E} [|N_n|^a] \leq 2 \mathbf{E}_{\max} \left[ T_{(AS)}^{(a,2)} \right]$$



we get the upper bound.

It completes the proof of Theorem 5.  $\square$

Let us now compare the new result of Theorem 5 for the robot assisted movement ( $\min_{0 \leq j_1, j_2 \leq k-1} T_{(j_1, j_2, RS)}^{(a, 2)}$  transportation cost) with the known results for the autonomous sensors displacement ( $T_{(AS)}^{(a, 2)}$  transportation cost) in Table 1 for  $d = 2$ . Namely we find

$$\min \left( \mathbf{E} \left[ \min_{0 \leq j_1, j_2 \leq k-1} T_{(j_1, j_2, RS)}^{(a, 2)} \right], \mathbf{E} \left[ T_{(AS)}^{(a, 2)} \right] \right)$$

as the function of the robot capacity  $k$ , the square sensing radius  $r_2$  and the interference distance  $s$ .

Table 2 for  $d = 2$  displays the described comparison of the energy consumption in *the robot assisted movement* and in *the autonomous sensor displacement*.

Table 3: Comparison of the expected transportation cost for the robot assisted movement with  $k$ -capacity and the autonomous sensor displacement to ensure  $(r_2, s)$ -coverage and interference problem for  $n$  sensors in the  $[0, \infty)^2$ , provided that  $\epsilon \geq \delta > 0$  are arbitrary small constants independent on  $\lambda$  and  $n$ .

Square sensing radius $r_2$	Interference distance $s$	Movement	Expected transportation cost (Energy consumption)
$r_2 = \frac{1+\epsilon}{2\lambda}$	$s = \frac{1-\delta}{\lambda}$	$T_{(AS)}^{(a, 2)}$ if $a \geq 1$	$O(n) / \lambda^a$
$r_2 = \frac{1}{2\lambda}$	$s = \frac{1}{\lambda}$	$T_{(AS)}^{(a, 2)}$ if $a > \frac{4}{3}$	$O(n^{1+\frac{a}{4}}) / \lambda^a$
$r_2 = \frac{1}{2\lambda}$	$s = \frac{1}{\lambda}$	$T_{(RS)}^{(a, 2)}$ if $a \in [1, \frac{4}{3}]$	$O(n^{\frac{5a}{4}}) / (k\lambda)^a$ if $k \in [n^{1-\frac{1}{a}}, n^{\frac{1}{4}}]$ $\Theta(n^a) / \lambda^a$ if $k \in [n^{\frac{1}{4}}, \sqrt{n}]$
$r_2 = \frac{1}{2\lambda}$	$s = \frac{1}{\lambda}$	$T_{(AS)}^{(a, 2)}$ if $a > 2$	$O(n^{1+\frac{a}{2}}) / \lambda^a$
$r_2 = \frac{1+\epsilon}{2\lambda}$	$s = \frac{1+\delta}{\lambda}$	$T_{(RS)}^{(a, 2)}$ if $a \in [1, 2]$	$O(n^{\frac{3a}{2}}) / (k\lambda)^a$ if $k \in [n^{1-\frac{1}{a}}, \sqrt{n}]$

## 5. Discussions

In this study, the mobile robot with carrying capacity  $k$  moves the random sensors on the line and on the plane to provide the desired scheduling task. The energy consumption in robot assisted movement is compared with the energy consumption in autonomous sensor displacement. As the application to the coverage and interference requirement, we obtained sharp decrease in the expected transportation cost (see Table 1 and Table 2).

### 5.1. Unreliable Sensors

In the analysis of the coverage and interference requirement, the sensors were assumed to be reliable, i.e., they sense and communicate correctly. However, the proposed approach in Sections 2 and 3 is not limited only to the reliable sensors. In fact, Theorem 2 and Theorem 3 also hold for unreliable sensors. Moreover, when the sensors can not move, the robot assisted displacement is the only option.

### 5.2. Sensors in the Higher Dimensions

The proposed theory for the robot assisted movement on the plane can be extended to the higher dimensions. Fix  $d \in \mathbb{N} \setminus \{0, 1, 2\}$ . Assume that  $n$  sensors are initially randomly deployed on the  $[0, \infty)^d$  according to  $d$  independent and general random processes and  $n = m^d$  for some  $m \in \mathbb{N}$ . Let us recall that the mobile robot in Algorithm 3 moves the sensors only in vertical and horizontal fashion. Hence, Algorithm 3 can be extended to the sensors on the  $[0, \infty)^d$  and the robot's movement to the movement only according to the axes. In particular, the results in Table 3 can be extended valid to the sensors on the  $[0, \infty)^d$

### 5.3. Many Robots

Here we discuss a greedy approach to many robots assisted displacement. Fix  $p \in \mathbb{N}$ . Let  $k_j \in \mathbb{N}$  and  $1 \leq k_j \leq n$  for  $j = 1, 2, \dots, p$ . Assume that  $j$ -th robot can carry at most  $k_j$  sensors and deposit all or part of them at any time and to any suitable position it chooses. The carrying capacity of the system of  $p$  robots is defined as  $\sum_{j=1}^p k_j$ . Algorithm 1 (Greedy Procedure) can be modified for the system of  $p$  robots. Let  $k := \sum_{j=1}^p k_j$  and  $l \leq \sum_{j=1}^p k_j$  in Algorithm 1. Assume that all  $p$  robots move together, collect the sensors  $Y_1 \leq Y_2 \leq \dots \leq Y_l$  and displace at the final positions. Then, it is possible to develop the theory similar to that presented in this paper. In particular, in modified Table 2 and Table 3 for the system of  $p$  robots, the parameter  $k$  is the arithmetic mean of capacities  $k_1, k_2, \dots, k_p$ , i.e.,  $k = \frac{1}{p} \sum_{j=1}^p k_j$ .

## 6. Numerical Results

In this section we use a set of experiments to show how the robot capacity  $k$  impacts the transportation cost for the coverage and interference requirement when the  $n$  sensors are randomly placed on the line according to Poisson process with arrival rate  $\lambda = n$  and on the plane according to two identical and independent Poisson processes each with arrival rate  $\lambda = \sqrt{n}$ . Namely, we implement Algorithm 2 for  $a = 1, j = 0$  and  $k \in \{1, \lceil \sqrt{n} \rceil, n\}$ ; Algorithm 2 for  $a = 2, j = 0$  and  $k \in \{\lceil \sqrt{n} \rceil, n\}$ ; Algorithm 3 for  $a = 1, j_1 = j_2 = 0$  and  $k \in \{1, \sqrt{n}\}$ .

### 6.1. Evaluation of Algorithm 2 for $a = 1$ and $j = 0$

For the case of Algorithm  $GM_0(1, n)$  when the robot capacity  $k = 1$  (Algorithm 2 for  $j = 0$  and  $k = 1$ ) we conduct Algorithm 4.

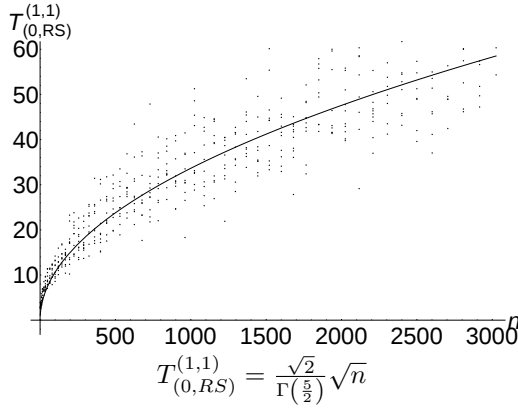


Figure 3: The expected  $T_{(0,RS)}^{(1,1)}$  transportation cost of Algorithm  $GM_0(1, n)$  for  $M_i = \frac{i}{n} - \frac{1}{2n}$  where  $i = 1, 2, \dots, n$  and  $k = 1$

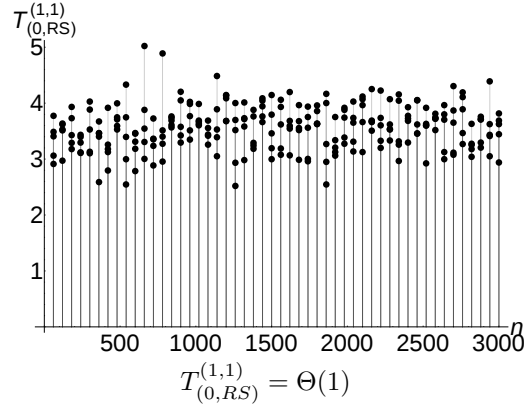


Figure 4: The expected  $T_{(0,RS)}^{(1,1)}$  transportation cost of Algorithm  $GM_0(\lceil \sqrt{n} \rceil, n)$  for  $X_i + M_i = \frac{i}{n} - \frac{1}{2n}$ , where  $i = 1, 2, \dots, n$  and  $k = \lceil \sqrt{n} \rceil$

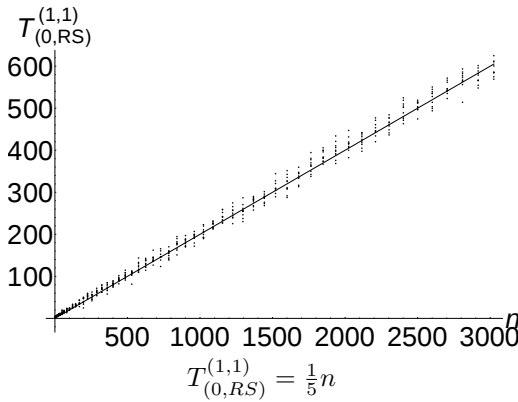


Figure 5: The expected  $T_{(0,RS)}^{(1,1)}$  transportation cost of Algorithm  $GM_0(1, n)$  for  $X_i + M_i = (1 + \frac{1}{5})(\frac{i}{n} - \frac{1}{2n})$ , where  $i = 1, 2, \dots, n$  and  $k = 1$

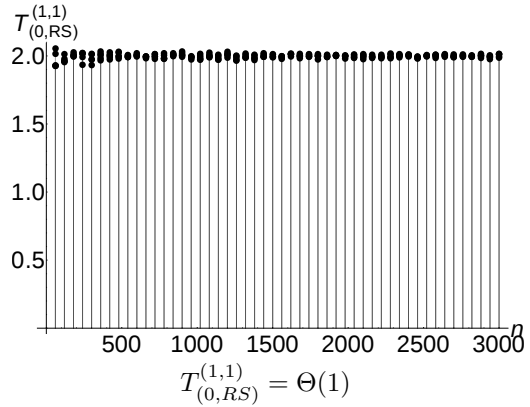


Figure 6: The expected  $T_{(0,RS)}^{(1,1)}$  transportation cost of Algorithm  $GM_0(n, n)$  for  $X_i + M_i = (1 + \frac{1}{5})(\frac{i}{n} - \frac{1}{2n})$ , where  $i = 1, 2, \dots, n$  and  $k = n$

---

**Algorithm 4**

---

```
1:  $n := 1$ 
2: while  $n \leq 55$  do
3:   for  $l = 1$  to 100 do
4:     Generate  $X_1(l), X_2(l), \dots, X_{n^2}(l)$  random points on the  $[0, \infty)$  such that  $\forall_{i \in \{1, 2, \dots, n^2\}}$   $X_i(l)$  is
     the sum of  $i$  independent and identically distributed exponential random variables with parameter
      $\lambda = n^2$ ;
5:     Calculate  $T_{1, n^2}(l)$  the distance travelled by the robot
     in Algorithm 2 for  $j = 0$ , and  $k = 1$ ;
6:   end for
7:   for  $p = 1$  to 10 do
8:     Calculate the average
      $T_{1, n^2} = \frac{1}{5} \sum_{q=1}^5 T_{1, n^2}(q + (p-1) * 10)$ ;
9:     Insert the points  $(n^2, T_{1, n^2})$  into the chart;
10:  end for
11:   $n := n + 1$ 
12: end while
```

---

In Figures 3 and 5 the black dots represent the numerical results of conducted Algorithm 4 for  $X_i + M_i = \frac{i}{n} - \frac{1}{2n}$  and  $X_i + M_i = (1 + \frac{1}{5}) (\frac{i}{n} - \frac{1}{2n})$  where  $i = 1, 2, \dots, n$ . The additional lines  $\left\{ (n, \frac{\sqrt{2}}{\Gamma(5/2)} \sqrt{n}), 1 \leq n \leq 55^2 \right\}$ ,  $\left\{ (n, \frac{1}{5}n), 1 \leq n \leq 55^2 \right\}$ , are the leading terms in the theoretical estimation of the distance travelled by the robot in Algorithm  $GM_0(1, n)$  for  $k = 1$  when  $X_i + M_i = \frac{i}{n} - \frac{1}{2n}$  and  $X_i + M_i = (1 + \frac{1}{5}) (\frac{i}{n} - \frac{1}{2n})$  provided  $i = 1, 2, \dots, n$ .

---

**Algorithm 5**

---

```
1:  $n := 1$ 
2: while  $n \leq 50$  do
3:   for  $l = 1$  to 50 do
4:     Generate  $X_1(l), X_2(l), \dots, X_{60n}(l)$  random points on the  $[0, \infty)$  such that  $\forall_{i \in \{1, 2, \dots, n^2\}}$   $X_i(l)$  is
     the sum of  $i$  independent and identically distributed exponential random variables with parameter
      $\lambda = n^2$ ;
5:     Calculate  $\mathbf{V}_{a, 60n}(l)$  the distance to the power  $a$  travelled by the robot in Algorithm 2 for  $j = 0$ ,
     and  $k$ ;
6:   end for
7:   for  $p = 1$  to 5 do
8:     Calculate the average
      $\mathbf{V}_{a, 60n} = \frac{1}{10} \sum_{v=1}^{10} \mathbf{V}_{a, 60n}(v + (p-1)10)$ ;
9:     Insert the points  $\mathbf{V}_a(60n)$  into the chart;
10:  end for
11:   $n := n + 1$ 
12: end while
```

---

Figures 4 and 6 depict the experimental distance travelled by the robot in Algorithm 2 considering the parameters  $j = 0$ ,  $k = \lceil \sqrt{n} \rceil$ ,  $X_i + M_i = \frac{i}{n} - \frac{1}{2n}$ , and  $j = 0$ ,  $k = n$ ,  $X_i + M_i = (1 + \frac{1}{5}) (\frac{i}{n} - \frac{1}{2n})$ . In this case we conduct Algorithm 5 considering the parameters  $a = 1$ ,  $k = \lceil \sqrt{n} \rceil$ ;  $a = 1$ ,  $k = n$ .

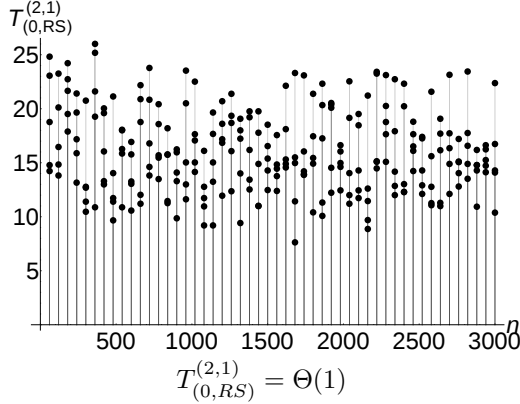


Figure 7: The expected  $T_{(0,RS)}^{(2,1)}$  transportation cost of Algorithm  $GM_0(\lceil\sqrt{n}\rceil, n)$  for  $X_i + M_i = \frac{i}{n} - \frac{1}{2n}$ , where  $i = 1, 2, \dots, n$  and  $k = \lceil\sqrt{n}\rceil$

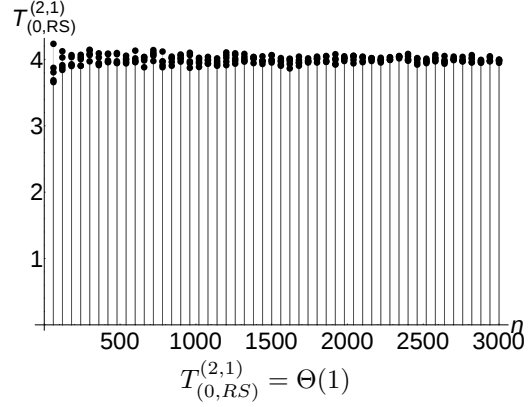


Figure 8: The expected  $T_{(0,RS)}^{(2,1)}$  transportation cost of Algorithm  $GM_0(1, n)$  for  $X_i + M_i = (1 + \frac{1}{5})(\frac{i}{n} - \frac{1}{2n})$ , where  $i = 1, 2, \dots, n$  and  $k = n$

The experimental distance travelled by the robot in Figures 4 and 6 is in  $\Theta(1)$ . Hence, the carried out experiments confirm very well the obtained theoretical upper bound  $O(1)$  (see Table 2 for  $a = 1$ ,  $\lambda = n$ ,  $r_1 = \frac{1}{2n}$ ,  $s = \frac{1}{n}$ ,  $k = \lceil\sqrt{n}\rceil$  and for  $a = 1$ ,  $\lambda = n$ ,  $r_1 = \frac{1+\frac{1}{5}}{2n}$ ,  $s = \frac{1+\frac{1}{5}}{n}$ ,  $k = n$ ).

### 6.2. Evaluation of Algorithm 2 for $a = 2$ and $j = 0$

We evaluate the distance to the power 2 travelled by the robot in Algorithm  $GM_0(k, n)$  when the robot capacity  $k = \lceil\sqrt{n}\rceil$  or  $k = n$  (Algorithm 2 for  $j = 0$  and  $k = \lceil\sqrt{n}\rceil, n$ ).

Figures 7 and 8 depict the experimental distance to the power 2 travelled by the robot in Algorithm 2 considering the parameters  $j = 0$ ,  $k = \lceil\sqrt{n}\rceil$ ,  $X_i + M_i = \frac{i}{n} - \frac{1}{2n}$ , and  $j = 0$ ,  $k = n$ ,  $X_i + M_i = (1 + \frac{1}{5})(\frac{i}{n} - \frac{1}{2n})$ . In this case we conduct Algorithm 5 considering the parameters  $a = 2$ ,  $k = \lceil\sqrt{n}\rceil$ ;  $a = 2$ ,  $k = n$ .

The experimental distance to the power 2 travelled by the robot in Figures 7 and 8 is in  $\Theta(1)$ . Hence, the carried out experiments confirm very well the obtained theoretical upper bound  $O(1)$  (see Table 2 for  $a = 2$ ,  $\lambda = n$ ,  $r_1 = \frac{1}{2n}$ ,  $s = \frac{1}{n}$ ,  $k = 1, \lceil\sqrt{n}\rceil$  and for  $a = 2$ ,  $\lambda = n$ ,  $r_1 = \frac{1+\frac{1}{5}}{2n}$ ,  $s = \frac{1+\frac{1}{5}}{n}$ ).

### 6.3. Evaluation of Algorithm 3 for $a = 1$ and $j_1 = j_2 = 0$

For the case of Algorithm  $GM_{0,0}(k, n)$  when the robot capacity  $k = 1$  or  $k = \sqrt{n}$  (Algorithm 3 for  $j_1 = j_2 = 0$  and  $k = 1, \sqrt{n}$ ), we conduct Algorithm 6 for  $k = 1$  and  $k = \sqrt{n}$ .

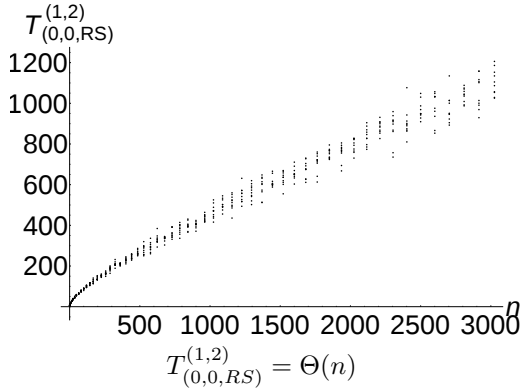


Figure 9: The expected  $T_{(0,0,RS)}^{(1,2)}$  transportation cost of Algorithm  $GM_{0,0}(1, n)$  for  $(X_{i_1} + M_{i_1}, Y_{i_2} + M_{i_2}) = (1 + \frac{1}{5}) \left( \frac{i_1}{\sqrt{n}} - \frac{1}{2\sqrt{n}}, \frac{i_2}{\sqrt{n}} - \frac{1}{2\sqrt{n}} \right)$ , where  $i_1, i_2 = 1, 2, \dots, \sqrt{n}$  and  $k = 1$

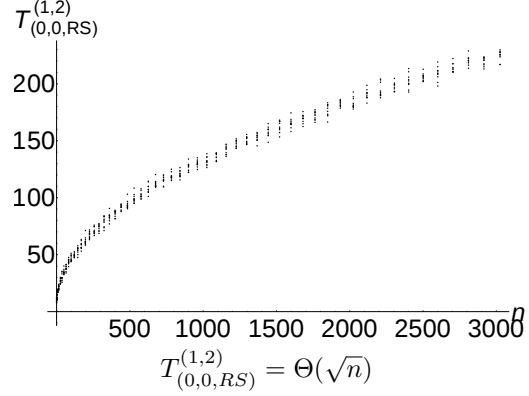


Figure 10: The expected  $T_{(0,0,RS)}^{(1,2)}$  transportation cost of Algorithm  $GM_{0,0}(\sqrt{n}, n)$  for  $(X_{i_1} + M_{i_1}, Y_{i_2} + M_{i_2}) = (1 + \frac{1}{5}) \left( \frac{i_1}{\sqrt{n}} - \frac{1}{2\sqrt{n}}, \frac{i_2}{\sqrt{n}} - \frac{1}{2\sqrt{n}} \right)$ , where  $i_1, i_2 = 1, 2, \dots, \sqrt{n}$  and  $k = \sqrt{n}$

---

#### Algorithm 6

---

- 1:  $n := 1$
  - 2: **while**  $n \leq 55$  **do**
  - 3:   **for**  $l = 1$  **to** 100 **do**
  - 4:     Generate  $n^2$  random points on the  $[0, \infty) \times [0, \infty)$  according to two identical and independent Poisson processes  $X_i$  and  $Y_i$ , for  $i = 1, 2, \dots, \sqrt{n^2}$  each with arrival rate  $\lambda = \sqrt{n^2}$ . The random position of the sensor with identical *square sensing radius*  $r_2$  on the plane is determined by the pair  $(X_{i_1}(l), Y_{i_2}(l))$ , where  $i_1, i_2 = 1, 2, \dots, \sqrt{n}$ ;
  - 5:     Calculate  $W_{1,n^2}(l)$  the distance travelled by the robot in Algorithm 3 for  $j_1 = j_2 = 0$  and  $k$ ;
  - 6:   **end for**
  - 7:   **for**  $p = 1$  **to** 10 **do**
  - 8:     Calculate the average  $W_{1,n^2} = \frac{1}{5} \sum_{q=1}^5 W_{1,n^2}(q + (p-1) * 10)$ ;
  - 9:     Insert the points  $(n^2, W_{1,n^2})$  into the chart;
  - 10:  **end for**
  - 11:   $n := n + 1$
  - 12: **end while**
- 

In Figures 6 and 9, the black dots represent the numerical results of conducted Algorithm 6 for

$$(X_{i_1} + M_{i_1}, Y_{i_2} + M_{i_2}) = \left(1 + \frac{1}{5}\right) \left(\frac{i_1}{\sqrt{n}} - \frac{1}{2\sqrt{n}}, \frac{i_2}{\sqrt{n}} - \frac{1}{2\sqrt{n}}\right)$$

where  $i_1, i_2 = 1, 2, \dots, \sqrt{n}$ ,  $k = 1$  and  $k = \sqrt{n}$ .

Notice that, the experimental distance travelled by the robot in Figure 6 is in  $\Theta(n)$  and in Figure 9 is in

$\Theta(\sqrt{n})$ . Hence, the carried out experiments confirm very well the obtained theoretical upper bound  $O(n)$  and  $O(\sqrt{n})$  (see Table 3 for  $a = 1$ ,  $\lambda = \sqrt{n}$ ,  $r_2 = \frac{1+\frac{1}{5}}{2\sqrt{n}}$ ,  $s = \frac{1+\frac{1}{5}}{\sqrt{n}}$ ,  $k = 1$  and for  $a = 1$ ,  $\lambda = \sqrt{n}$ ,  $r_2 = \frac{1+\frac{1}{5}}{2\sqrt{n}}$ ,  $s = \frac{1+\frac{1}{5}}{\sqrt{n}}$ ,  $k = \sqrt{n}$ ).

## 7. Conclusions

In this paper we addressed the problem of the robot assisted movement in WSNs in which the sensors are initially randomly deployed on the line according to general random process, and on the plane according to two independent general random processes. To this end, we compared the transportation cost for robot assisted movement with the transportation cost for autonomous sensor displacement. We obtained tradeoffs between the energy consumption in robot's movement, the number of sensors  $n$ , the sensor range  $r$ , interference distance  $s$ , the robot capacity  $k$  until completion of the coverage and interference scheduling task. While we have discussed the applicability of our approach to greedy many robots assisted displacement, an open problem for future study is the system of many robots assisted movement. Additionally, it would be interesting to explore the system of many robots for others trajectories on the plane and in the higher dimension.

## References

- [1] A.A. Abbasi, M. Younis, and K. Akkaya. Movement-assisted connectivity restoration in wireless sensor and actor networks. *Parallel and Distributed Systems, IEEE Trans. on*, 20(9):1366–1379, 2009.
- [2] H. M. Ammari and S. K. Das. Critical density for coverage and connectivity in three-dimensional wireless sensor networks using continuum percolation. *IEEE Transactions on Parallel and Distributed Systems*, 20(6):872–885, 2009.
- [3] H. M. Ammari and S. K. Das. Fault tolerance measures for large-scale wireless sensor networks. *ACM Trans. Auton. Adapt. Syst.*, 4(1), 2009.
- [4] H. M. Ammari and S. K. Das. Centralized and clustered k-coverage protocols for wireless sensor networks. *IEEE Transactions on Computers*, 61(1):118–133, 2012.
- [5] B. Bhattacharya, M. Burmester, Y. Hu, E. Kranakis, Q. Shi, and A. Wiese. Optimal movement of mobile sensors for barrier coverage of a planar region. *TCS*, 410(52):5515–5528, 2009.
- [6] Y. Chen, S. Huang, and R. Fitch. Active slam for mobile robots with area coverage and obstacle avoidance. *IEEE/ASME Transactions on Mechatronics*, 25(3):1182–1192, 2020.
- [7] Z. Chen, X. Gao, F. Wu, and G. Chen. A ptas to minimize mobile sensor movement for target coverage problem. In *IEEE INFOCOM 2016 - The 35th Annual IEEE International Conference on Computer Communications*, pages 1–9, 2016.
- [8] J. Czyzowicz, E. Kranakis, D. Krizanc, L. Narayanan, and J. Opatrny. Optimal online and offline algorithms for robot-assisted restoration of barrier coverage. *Discrete Applied Mathematics*, 285:650 – 662, 2020.
- [9] Sajal K. Das and R. Kapelko. On the range assignment in wireless sensor networks for minimizing the coverage-connectivity cost. *ACM Trans. Sen. Netw.*, 17(4), 2021.

- [10] S. Dobrev, E. Kranakis, D. Krizanc, M. Lafond, J. Manuch, L. Narayanan, J. Opatrny, S. Shende, and L. Stacho. Weak coverage of a rectangular barrier. *Algorithmica*, 82:721–746, 2020.
- [11] Kranakis E. and Shaikhet G. Displacing random sensors to avoid interference. In *COCOON*, volume 8591 of *LNCS*, pages 501–512. Springer, 2014.
- [12] C. Forbes, M. Evans, N. Hasting, and B. Peacock. *Statistical Distributions*. Wiley, 2011.
- [13] P. Frasca, F. Garin, B. Gerencsér, and Hendrickx J. M. Optimal one-dimensional coverage by unreliable sensors. *SIAM Journal on Control and Optimization*, 53(5):3120–3140, 2015.
- [14] M. Fuchs, L. Kao, and W. Wu. On binomial and poisson sums arising from the displacement of randomly placed sensors. *Taiwanese Journal of Mathematics*, 24(6):1353 – 1382, 2020.
- [15] X. Gao, J. Fan, F. Wu, and G. Chen. Approximation algorithms for sweep coverage problem with multiple mobile sensors. *IEEE/ACM Transactions on Networking*, 26(2):990–1003, 2018.
- [16] A. Ghosh and S. K. Das. Coverage and connectivity issues in wireless sensor networks: A survey. *Pervasive and Mobile Computing*, 4:303–334, 2008.
- [17] R. Kapelko. On the maximum movement of random sensors for coverage and interference on a line. In *Proceedings of the 19th International Conference on Distributed Computing and Networking*, pages 36:1–36:10. ACM, 2018.
- [18] R. Kapelko. On the maximum movement to the power of random sensors for coverage and interference. *Pervasive and Mobile Computing*, 51:174 – 192, 2018.
- [19] R. Kapelko. Asymptotic formula for sum of moment mean deviation for order statistics from uniform distribution. *Discrete Mathematics, Algorithms and Applications*, 11:1–23, April 2019.
- [20] R. Kapelko. On the energy in displacement of random sensors for interference and connectivity. In *Proceedings of the 21st International Conference on Distributed Computing and Networking*, pages 1–10. ACM, 2020.
- [21] R. Kapelko and E. Kranakis. On the displacement for covering a square with randomly placed sensors. In *ADHOCNOW*, volume 9143 of *LNCS*, pages 148–162. Springer, 2015.
- [22] R. Kapelko and E. Kranakis. On the displacement for covering a d-dimensional cube with randomly placed sensors. *Ad Hoc Networks*, 40:37–45, 2016.
- [23] R. Kapelko and E. Kranakis. On the displacement for covering a unit interval with randomly placed sensors. *Information Processing Letters*, 116:710–717, 2016.
- [24] A. Khan, I. Noreen, and Z. Habib. An energy efficient coverage path planning approach for mobile robots. In *Intelligent Computing*, pages 387–397. Springer International Publishing, 2019.
- [25] H. Kim, H. Oh, P. Bellavista, and J. Ben-Othman. Constructing event-driven partial barriers with resilience in wireless mobile sensor networks. *Journal of Network and Computer Applications*, 82:77 – 92, 2017.
- [26] J.F.C. Kingman. *Poisson Process*, volume 3. Oxford University Press, 1992.



- [27] E. Kranakis, D. Krizanc, O. Morales-Ponce, L. Narayanan, J. Opatrny, and S. Shende. Expected sum and maximum of displacement of random sensors for coverage of a domain. In *Proceedings of the 25th ACM symposium on Parallelism in algorithms and architectures*, pages 73–82. ACM, 2013.
- [28] S. Kumar, T. H. Lai, and A. Arora. Barrier coverage with wireless sensors. *Wireless Networks*, 13(6):817–834, Dec 2007.
- [29] F. Li, J. Luo, S. Xin, and Y. He. Autonomous deployment of wireless sensor networks for optimal coverage with directional sensing model. *Computer Networks*, 108:120 – 132, 2016.
- [30] M.S. Miah and J. Knoll. Area coverage optimization using heterogeneous robots: Algorithm and implementation. *IEEE Transactions on Instrumentation and Measurement*, 67(6):1380–1388, 2018.
- [31] D. S. Mitrinovic. *Analytic Inequalities*. Springer, 1970.
- [32] S.M. Mohamed, H.S. Hamza, and I.A. Saroit. Coverage in mobile wireless sensor networks (m-wsn): A survey. *Computer Communications*, 110:133 – 150, 2017.
- [33] O. Morales-Ponce. Optimal patrolling of high priority segments while visiting the unit interval with a set of mobile robots. In *Proceedings of the 21st International Conference on Distributed Computing and Networking*, ICDCN 2020, New York, NY, USA, 2020. Association for Computing Machinery.
- [34] Vishnu G. Nair and K. R. Guruprasad. Gm-vpc: An algorithm for multi-robot coverage of known spaces using generalized voronoi partition. *Robotica*, 38(5):845–860, 2020.
- [35] NIST Digital Library of Mathematical Functions. <http://dlmf.nist.gov/8.17>.
- [36] Chu-Liang L. Ping-Min H. and Meng-Yao Y. On the complete coverage path planning for mobile robots. *Journal of Intelligent & Robotic Systems*, 74:945–963, 2014.
- [37] S. M. Ross. *Probability Models for Computer Science*. Academic press, 2002.
- [38] J. Tian, X. Liang, and G. Wang. Deployment and reallocation in mobile survivability-heterogeneous wireless sensor networks for barrier coverage. *Ad Hoc Networks*, 36:321–331, 2016.
- [39] M. Younis and K. Akkaya. Strategies and techniques for node placement in wireless sensor networks: A survey. *Ad Hoc Networks*, 6(4):621–655, 2008.
- [40] Ch. Zhou, A. Mazumder, A. Das, K. Basu, N. Matin-Moghaddam, S. Mehrani, and A. Sen. Relay node placement under budget constraint. *Pervasive and Mobile Computing*, 53:1 – 12, 2019.