

MPLP: Massively Parallelized Lazy Planning

Shohin Mukherjee, Sandip Aine, Maxim Likhachev

Abstract—Lazy search algorithms have been developed to efficiently solve planning problems in domains where the computational effort is dominated by the cost of edge evaluation. The current approaches operate by intelligently balancing computational effort between searching the graph and evaluating edges. However these algorithms are designed to run as a single process and do not leverage the multi-threading capability of modern processors. In this work we propose a massively parallelized, bounded suboptimal, lazy search algorithm (MPLP) that harnesses modern multi-core processors. In MPLP, searching of the graph and edge evaluations are performed completely asynchronously in parallel, leading to a drastic improvement in planning time. We validate the proposed algorithm in two different planning domains: motion planning for a humanoid navigation and task and motion planning for a robotic assembly task. We show that MPLP outperforms the state of the art lazy search as well as parallel search algorithms.

I. INTRODUCTION

Search-based planning algorithms like A* and its variants [1], [2], [3] are used to compute the shortest path on a graph. These methods are widely used in robotics for task and motion planning problems which can be formulated as a shortest path problem on an embedded graph in the state-space of the domain. The computational cost of solving the shortest path problem can be split between the cost of traversing through and searching the graph (discovering of states, maintaining and managing ordered data structures, rewiring vertices, etc.) and evaluating the cost of the edges. In robotics applications such as in motion planning, the edge evaluation tends to be the bottleneck in the search. For example in robot-manipulation, edge evaluation typically corresponds to collision-checks of a robot model against the world model along discrete interpolated states on the edge. Depending on how these models are represented (meshes, spheres, etc.) and how finely the states to be collision checked are interpolated, evaluating an edge can get quite expensive.

To address this issue, lazy search algorithms [4], [5], [6] have been developed that defer the full evaluation of discovered edges and instead use *lazy estimates* of edge costs to search the graph whenever the true edge costs are unknown. The lazy estimate is an easier to compute approximation of the outcome of a complete edge evaluation. Lazy search algorithms mainly differ in the way they toggle between building this lazy graph and fully evaluating the lazy edges. The benefit of these methods is that they are more time-efficient in domains where the cost of edge evaluation

outweighs the cost of the search. In all of the current lazy search algorithms, performance depends on two critical design choices: 1) the strategy employed to toggle between searching the graph and evaluating the edges, and 2) the order in which edges are evaluated [7]. This is because these algorithms are designed to run as a single process.

Our key insight is that instead of toggling between searching the graph and evaluating the edges, these operations can happen asynchronously in parallel. This allows us to harness the massive parallelization capabilities of modern processors. We propose a new algorithm: Massively Parallel Lazy Planning (MPLP), that leverages this insight. MPLP eliminates the need for an explicit strategy to balance computational effort between the search and edge evaluation. On the theoretical front, we show that MPLP provides rigorous guarantees including optimality or bounded suboptimality if heuristics are inflated as in Weighted A* [2]. MPLP can be used for any planning problem with expensive to evaluate edges and run efficiently on any processor that supports multi-processing. We show this by evaluating and comparing MPLP against lazy search and parallel search baselines on two planning problems: 1) 3D indoor navigation of a humanoid and 2) a task and motion planning problem of stacking a set of blocks by a robot. All experiments were carried out on AWS instances running upto 90 cores in parallel. By combining ideas from lazy search and parallel search, MPLP achieves higher time-efficiency than existing lazy search algorithms such as LWA* [8] and LSP [5], as well as parallel search algorithms such as PA*SE [9].

II. RELATED WORK

In this work, we focus on domains where edge evaluations are expensive. MPLP is inspired by two categories of planning algorithms that achieve increased efficiency in different ways i.e. lazy search and parallel search.

Lazy search: Lazy search algorithms attain higher time-efficiency than regular graph search algorithms in domains where the planning time is dominated by edge evaluations. They do so by deferring the full evaluation of edges generated during the search and proceeding with the search using cheap-to-compute estimates of the edge costs for the unevaluated edges. Different lazy search algorithms differ in how they toggle between searching the graph and evaluating the edges as well as the order in which the edges are evaluated. In A*, when a state is expanded, all outgoing edges are immediately evaluated. In Lazy Weighted A* (LWA*) [8] when a state is expanded, the outgoing edges are not evaluated, instead the successors are added to the open list with a cheap-to-compute estimate of the cost that

needs to be a lower bound of the true edge cost. When these states are expanded, only the incoming edges that connect their best predecessor are fully evaluated. In Lazy Shortest Path (LSP) [5], the search proceeds without evaluating any edge costs till the goal is expanded. It then evaluates the edges that are on the shortest path, updates the costs of these edges and replans, until a path is found with no unevaluated edges. Lazy Receding Horizon A* (LRA*) [6] allows the search to proceed to an arbitrary lookahead before evaluating edges. In [7], a general framework for lazy search algorithms called Generalized Lazy Search (GLS) was formulated. It was shown that by employing different strategies to toggle between searching the graph and evaluating edges, as well as choosing the order in which the edges are evaluated, various other lazy search algorithms can be recovered. GLS also leverages priors on edge validity to come up with more efficient policies that minimize planning time. There has also been work on anytime algorithms that leverage edge existence priors to come up with a strategy to evaluate edges, such that the suboptimality bound on the solution quality is minimized in expectation of the algorithm interruption time, which reducing planning time [4]. In contrast to all these methods, MPLP harnesses the parallelization capabilities of modern processors by running the search and the edge evaluations completely asynchronously. Therefore there is no need to devise an explicit strategy to toggle between these two components of the search and it makes the entire planning dramatically more efficient.

Parallel search: Parallel search algorithms on the other hand seek to make planning faster by leveraging parallelization. A trivial approach to achieve this in weighted A* is to generate successors in parallel when expanding a state. The downside is that this leads to minimal improvement in performance for domains with low branching factor. In contrast, PA*SE [9] expands states in parallel that are independent of each other in such a way that does not affect the bounds on the solution quality. This approach also has limited parallelization though, especially when the search aims for a tight suboptimality bound since then there are only a few states that are independent and can be safely expanded in parallel. There has also been work on parallelizing optimal A* search on the GPU by utilizing multiple priority queues [10]. In contrast to these approaches, MPLP is aiming for *massive* parallelization on the CPU while also supporting search with inflated heuristics. Both of these properties make MPLP more effective in planning for robotics as we show in our experiments.

III. METHODS

Typical search based planning algorithms like A* proceed by expanding states till an (optimal) path to the goal is computed. When a state is expanded, its successors are generated by applying all actions in the action space of the domain, which are represented by edges in a graph. When a successor is generated, the edge between the expanded state and the successor is fully evaluated for computing the edge cost, which is then used in the search. However in

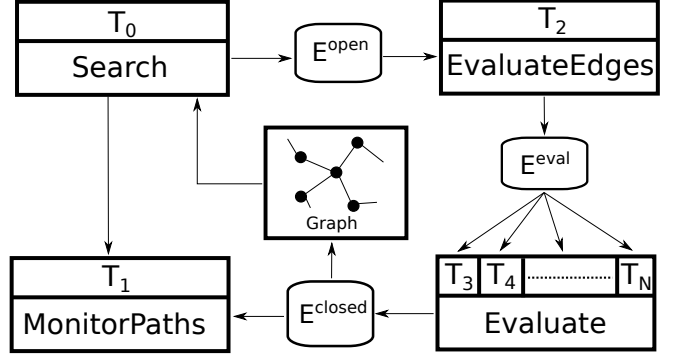


Fig. 1: The search runs on thread T_0 . The unevaluated edges are added to E^{open} . On thread T_2 , EVALUATEEDGES delegates the evaluation of edges in E^{open} to a thread from the pool of threads ($T_{i=3:N}$). The edges under evaluation are moved from E^{open} to E^{eval} . When an edge has been evaluated by EVALUATE, it is added to E^{closed} and the graph is updated to reflect the new edge cost. CONSTRUCTPATH monitors the generated paths in thread T_1 by waiting for the edges in the paths to be added to E^{closed} .

domains where edge evaluation is expensive, the search slows down dramatically. In lazy search methods, edge evaluation is deferred until later and an optimistic estimate of the cost is used instead. In MPLP, we run the edge evaluation in a separate process from the one that is running the search. In addition, when a path is generated, a process is dedicated to monitor the outcomes of the evaluation of the edges in it. This allows the algorithm to run the search and the edge evaluations completely asynchronously. This allocation of processes or threads is illustrated in Fig. 1.

A. Problem Formulation

Let a graph $G = (\mathcal{V}, \mathcal{E})$ be defined by a set of vertices \mathcal{V} and edges \mathcal{E} . Each vertex $v \in \mathcal{V}$ represents a state s in the state space of the domain \mathcal{S} . An $e \in \mathcal{E}$ connecting two vertices v_1 and v_2 in the graph represents an action $a \in \mathcal{A}$ that takes the agent from corresponding states s_1 to s_2 . In this work, we assume that all actions are deterministic. Hence an edge e can be represented as a tuple $\{s, a\}$, where s is the state where the action a is executed. Each edge has an associated true cost $cost^t$ which can be computed using a typically expensive edge evaluation routine. A feasible edge is an edge with a finite true cost, i.e. $cost^t(e) < \infty$. A path π is defined by an ordered sequence of edges $\{s, a\}_{i=1}^N$. A feasible path is a path with no infeasible edges. The goal is to find a feasible path π from a given start state s_0 to a goal region \mathcal{G} such that the cost of the path $cost^t(\pi) = \sum_{i=1}^N cost^t(e_i) \leq \epsilon \cdot cost^*$, where $cost^*$ is the optimal cost and $\epsilon \geq 1$ is a constant finite suboptimality bound.

B. Algorithm

Besides an open list (OL), MPLP uses the following key data structures: A priority queue of edges that need to be evaluated (E^{open}), a list of edges that have been evaluated (E^{closed}) and a list of edges that are under evaluation

Algorithm 1 MPLP: Search (T_0)

```
1: procedure MPLP
2:    $s_0 \leftarrow$  start state,  $\mathcal{A} \leftarrow$  action space,  $\mathcal{G} \leftarrow$  goal region
3:    $replan\_flag \leftarrow$  TRUE,  $plan\_found \leftarrow$  FALSE
4:    $E^{open} \leftarrow \emptyset$ ,  $E^{closed} \leftarrow \emptyset$ ,  $E^{eval} \leftarrow \emptyset$ 
5:   while  $plan\_found = \text{FALSE}$  do
6:      $plan\_found = \text{COMPUTEPATH}(s_0, \mathcal{A}, \mathcal{G})$ 
7:   procedure KEY( $s$ )
8:     return  $s.g + \epsilon^h \cdot \text{GETHEURISTIC}(s')$ 
9:   procedure COMPUTEPATH( $s_0, \mathcal{A}, \mathcal{G}$ )
10:     $OL \leftarrow \emptyset$ ,  $OL.PUSH(s_0)$ 
11:    while  $OL \neq \emptyset$  do
12:       $s \leftarrow OL.TOP()$ 
13:       $OL.POP()$ 
14:      if  $s \in \mathcal{G}$  then  $\triangleright$  Goal reached
15:         $goal\_g = s.g$ 
16:        return  $\text{CONSTRUCTPATH}(s)$ 
17:       $\text{EXPAND}(s, G_l, \mathcal{A})$ 
18:   procedure  $\text{EXPAND}(s, G_l, \mathcal{A})$ 
19:     for  $a \in \mathcal{A}$  do
20:       if  $\{s, a\} \in E^{open} \cup E^{eval} \cup E^{closed}$  then
21:          $\{s', cost\} \leftarrow G_l.GETCHILDREN(s, a)$ 
22:       else
23:          $\{s', cost\} \leftarrow \text{GENERATELAZYSUCCESSOR}(s, a)$ 
24:          $E^{open}.INSERT(\{s, a\}, \text{GETEDGEPRIORITY}(\{s, a\}))$ 
25:         if  $s.g + cost < s'.g$  then
26:            $\{s^P, a^P\} \leftarrow s'.GETPARENT()$ 
27:            $s'.g = s.g + cost$ 
28:            $s'.SETPARENT(\{s, a\})$ 
29:            $OL.PUSH(s', \text{KEY}(s'))$ 
30:   procedure  $\text{GETEDGEPRIORITY}(\{s, a\})$ 
31:     return 1
32:   procedure  $\text{CONSTRUCTPATH}(s)$ 
33:      $\pi \leftarrow \emptyset$ 
34:     while  $s \neq s_0$  do
35:        $\{s^P, a^P\} \leftarrow s'.GETPARENT()$ 
36:       if  $G.COST(\{s^P, a^P\}) = \infty$  then
37:         return
38:       else
39:          $E^{open}.INCREASEPRIORITY(\{s^P, a^P\})$ 
40:          $\pi.APPEND(\{s^P, a^P\})$ 
41:      $\Pi.APPEND(\pi)$ 
```

Algorithm 2 MPLP: Edge Evaluation ($T_2, T_{i=3:N_t}$)

```
1: procedure EVALUATEEDGES
2:    $N_t \leftarrow$  number of threads
3:   for  $i = 3 : N_t$  do
4:     if  $T_i$  is available then
5:       if  $E^{open} \neq \emptyset$  then
6:          $\{s, a\} \leftarrow E^{open}.POP()$ 
7:          $\text{EVALUATE}(T_i, \{s, a\})$ 
8:   procedure  $\text{EVALUATE}(T_i, \{s, a\})$ 
9:      $\{s', cost^t\} \leftarrow \text{GENERATESUCCESSOR}(s, a)$ 
10:     $\text{UPDATEEDGE}(\{s, a\}, s', cost^t)$ 
11:   procedure  $\text{UPDATEEDGE}(\{s, a\}, s', cost^t)$ 
12:      $E^{closed}.INSERT(\{s, a\})$ 
13:     if  $G.COST(\{s, a\}) \neq cost^t$  then
14:        $G_l.UPDATEEDGE(\{s, a\}, cost^t)$ 
```

Algorithm 3 MPLP: Monitor Paths (T_1)

```
1: procedure MONITORPATHS
2:   while True do
3:     for  $\pi \in \Pi$  do
4:        $path\_valid = \text{True}$ 
5:        $cost = 0$ 
6:       for  $\{s, a\} \in \pi$  do
7:         if  $\{s, a\} \in E^{closed}$  and  $G.COST(\{s, a\}) \neq \infty$  then
8:            $cost += G.COST(\{s, a\})$ 
9:         else
10:            $path\_valid = \text{False}$ 
11:         break
12:       if  $path\_valid$  and  $cost \leq goal\_g$  then
13:         return  $\pi$ 
```

(E^{eval}). MPLP runs the search (Alg 1), evaluates edges (Alg 2) and monitors the outcomes of edge evaluations (Alg 3) asynchronously.

MPLP runs a series of searches COMPUTEPATH in a loop (Line 6, Alg. 1) as a single process on thread T_0 . For every state that is expanded for the first time, its successors are generated lazily in Line 23 and the corresponding edges are not evaluated, instead they are added to E^{open} . The lazily estimated edge cost $cost^l$ is a strict underestimate of the true cost $cost^t$ i.e. $cost^l \leq cost^t$. We use a constant priority for all edges when they are first inserted into E^{open} . In addition, successors that have been generated lazily are cached and retrieved directly from the constructed graph in Line 21. The search uses the true cost for an edge if it has been evaluated and otherwise uses the lazy cost. When a state in the goal region \mathcal{G} is expanded in Line 14, its g is saved as $goal_g$ and the path π obtained by backtracking from the goal state to s_0 is added to a set of paths Π in CONSTRUCTPATH. In addition, the priority of edges in π are inflated in E^{open} , to prioritize the evaluation of the edges in the paths.

In a separate thread T_1 , EVALUATEEDGES (Alg. 2) delegates the evaluation of edges in E^{open} in order of their priority, to a thread from the pool of threads ($T_{i=3:N_t}$) dedicated to edge evaluation (Line 7). When a thread is available, the edge is evaluated in Line 9 to obtain the true cost $cost^t$. When an edge is being evaluated, it is moved from E^{open} to E^{eval} . Once it has been evaluated it is moved to E^{closed} . If the true cost is different from the lazily estimated cost, the graph is updated. It is important to note that the graph can be updated in middle of a search because the search maintains a closed list to prevent re-expansions. This ensures that the an edge is not encountered more than once in a single search.

Another asynchronous process MONITORPATHS shown in Alg. 3 is spawned on thread T_2 . It monitors the state of every edge in the set of paths Π . If a feasible path is found that has cost equal to the current g of the goal $goal_g$ (as computed by the last search), it is returned as the solution. This check is necessary to guarantee bounded suboptimality as proved in section IV.

MPLP has some key differences from other lazy search algorithms.

- The search and edge evaluations run completely asynchronously. There is no explicit strategy employed to

toggle between the search and edge evaluations.

- All other lazy search algorithms like LWA*, LSP and LRA* only evaluate edges that are either on the shortest path to the goal, or likely to be so. This is to ensure that computational effort is not wasted on evaluating edges not likely to be on the shortest path. MPLP on the other hand, evaluates every edge that the search encounters, while prioritizing edges that are on the shortest paths. This allows us to exploit parallelization as much as possible.
- Instead of a naive implementation of LSP, where each shortest path search is run from scratch, an incremental approach of updating the graph and re-using the previous search tree using LPA* mechanics can more efficient [6], [7]. However because of the massive parallelization of edge evaluations in MPLP, a potentially large number of edges get updated in-between searches. Therefore planning from scratch is more efficient than incremental methods.

IV. PROPERTIES

Theorem 1: Completeness: If G is finite and there exists atleast one feasible path π in G from s_0 to \mathcal{G} , MPLP will return a solution.

Proof MPLP runs a series of weighted A* searches on G , which is a complete algorithm. The edges in G are being simultaneously evaluated by EVALUATEEDGES. In the worst case, the searches will have discovered all edges in G and added them to E^{open} in Line 24 of Alg 1. Therefore EVALUATEEDGES will eventually evaluate all edges in G , in which case COMPUTEPATH will have access to the true costs of all edges and will return a solution if there exists one.

Lemma 2: The cost $cost(\pi_i)$ of a path π_i computed by COMPUTEPATH in any iteration i of MPLP (Line 6 of Alg. 1) satisfies the relationship $cost(\pi_i) \leq \epsilon^h \cdot cost^*$, where $cost^*$ is the cost of the optimal path in G .

Proof At any iteration i of MPLP, the true costs of some of the edges in G are known and the remaining edges have a lazily estimated cost which is an underestimate of the true cost. Let this intermediate graph be G_i . Let the cost of an optimal path in G be $cost^*$, and the cost of the same path in G_i be $cost_i$. Since the cost of the edges in $cost_i$ are an underestimate of the corresponding edges in G , this implies that $cost_i \leq cost^*$. Let the cost of an optimal path in G_i be $cost_i^*$, which must be lesser than or equal to $cost_i$ i.e. $cost_i^* \leq cost_i \leq cost^*$. Since COMPUTEPATH runs weighted A* on G_i , the cost $cost^t(\pi)$ of any path π_i computed by it in any iteration i satisfies $cost(\pi_i) \leq \epsilon^h \cdot cost_i^* \leq \epsilon^h \cdot cost_i \leq \epsilon^h \cdot cost^*$.

Theorem 3: Bounded sub-optimality: MPLP terminates with a path π such that $cost(\pi) \leq \epsilon^h \cdot cost^*$ where $cost^*$ is the cost of the optimal path in G .

Proof As per Lemma 2, for a path π_i returned by COMPUTEPATH in any iteration i of MPLP where all edges in G have not been evaluated, $cost(\pi_i) = goal_g \leq \epsilon^h \cdot cost^*$. In other words, COMPUTEPATH will never return a path with

an estimated cost higher than $\epsilon^h \cdot cost^*$. If a feasible path π is found in MONITORPATHS such that $cost^t(\pi) \leq goal_g$ then $cost^t(\pi) \leq \epsilon^h \cdot cost^*$.

V. EVALUATION

We evaluate MPLP in two planning domains where edge evaluation is expensive.

A. 3D navigation

The first domain is motion planning for 3D (x, y, θ) navigation of a PR2 robot in an indoor environment shown in Fig. 2. The robot can move along 18 simple motion primitives (1 m forward, 0.5m forward, 1m right, 6° clockwise turn, etc.). Evaluating each primitive involves collision checking of the robot model (approximated as spheres) against the world model (represented as a 3D voxel grid) at interpolated states on the primitive. Though approximating the robot with spheres instead of meshes dramatically speeds up collision checking, it is still the most expensive component of the search. The computational cost of edge evaluation increases with increasing granularity of interpolated states at which collision checking is carried out. In the lazy approximation of the primitives, we collision check just the final state along the primitive. The search uses Euclidean distance as the admissible heuristic. We evaluate on 50 trials in each of which the start configuration of the robot and goal region are sampled randomly.

1) *Comparison to Lazy Search Baselines:* We compare MPLP ($N_t = 40$) with weighted A* and lazy search baselines LWA* [8] and LSP [5]. Lazy search algorithms are designed to increase efficiency in domains where edge evaluations are expensive. Therefore we analyze the performance gain achieved by MPLP with increasing computational cost of edge evaluations. We vary this cost by varying the distance (d_{cc}) between two consecutive states along a primitive at




Fig. 2: Navigation task: The PR2 has to navigate in an indoor map from a given start (purple) and goal (green) states using a set of motion primitives.

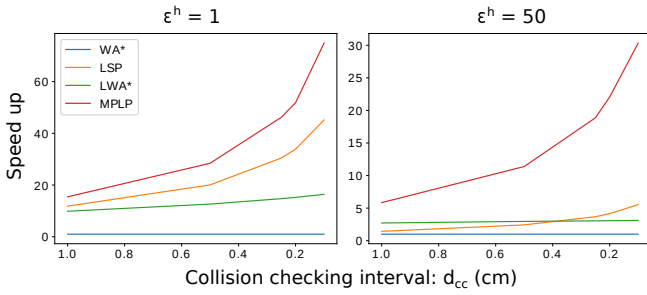


Fig. 3: **(Navigation)** Average speed up achieved by MPLP, LSP and LWA* over WA* with uninflated heuristic (left) and with a heuristic inflation of 50 (right).

| Collision checking interval (d_{cc}) | | | | | |
|--|------|-------|--------|-------|-------|
| $\epsilon^h = 1$ | | | | | |
| Algorithm | 1cm | 0.5cm | 0.25cm | 0.2cm | 0.1cm |
| WA* | 3.55 | 6.82 | 13.40 | 16.59 | 32.96 |
| LWA* | 0.36 | 0.54 | 0.91 | 1.09 | 2.01 |
| LSP | 0.30 | 0.34 | 0.44 | 0.49 | 0.73 |
| MPLP-90 | 0.23 | 0.24 | 0.29 | 0.32 | 0.44 |
| $\epsilon^h = 50$ | | | | | |
| | 1cm | 0.5cm | 0.25cm | 0.2cm | 0.1cm |
| WA* | 0.76 | 1.48 | 2.83 | 3.53 | 6.98 |
| LWA* | 0.28 | 0.50 | 0.93 | 1.15 | 2.24 |
| LSP | 0.53 | 0.61 | 0.77 | 0.85 | 1.26 |
| MPLP-90 | 0.13 | 0.13 | 0.15 | 0.16 | 0.23 |

TABLE I: **(Navigation)** Average planning times for MPLP, WA* and lazy search baselines for different values of d_{cc} and ϵ^h .

which collision checking is carried out (i.e. the discretization of the primitives for collision checking). Fig. 3 shows the average speed up achieved by MPLP and the baselines over WA* for varying d_{cc} on a set of start and goal pairs with uninflated and inflated heuristics. The corresponding raw data is shown in Table I. With increasing granularity of collision checking (decreasing d_{cc}), the speed up achieved by MPLP drastically outpaces that of the baselines.

2) *Comparison to Parallel Search Baselines:* We also compare MPLP with parallel search baselines. The first baseline is a variant of weighted A* in which during a state expansion, the successors of the state are generated and the corresponding edges are fully evaluated in parallel. We call this baseline Parallel Weighted A* (PWA*). The second baseline is PA*SE [9]. These two baselines leverage parallelization differently. In PWA*, parallelization is at the level of generation of successors, whereas in PA*SE parallelization is at the level of state expansions. Fig. 4 shows the average speed up achieved by MPLP and the baselines over WA* for varying number of threads with uninflated and inflated heuristics and with two different values of d_{cc} . The corresponding raw data is shown in Fig. II. For a single thread, PWA* and PA*SE have the same runtime as

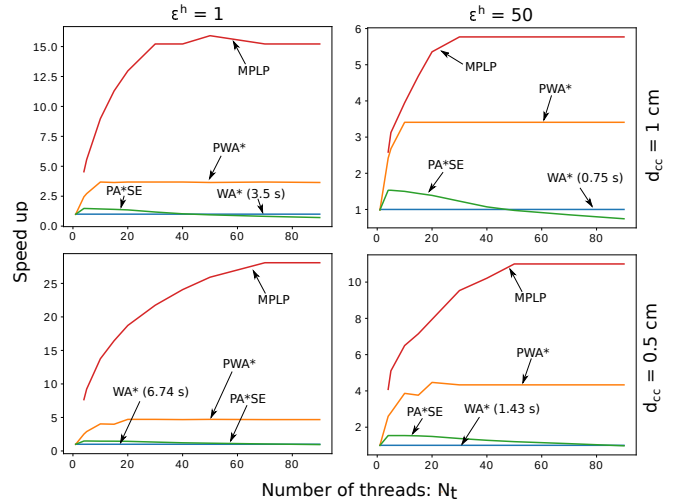


Fig. 4: **(Navigation)** Average speed up achieved by MPLP, PWA* and PA*SE over WA* with uninflated heuristic (left) and with a heuristic inflation of 50 (right). For a single thread, PWA* and PA*SE have the same runtime as that of WA*. With increasing number of threads, the performance of MPLP along with the baselines improve over WA*. However MPMP achieves a significantly higher speed up as compared to the baselines in the uninflated heuristic case. In the case of high heuristic inflation, MPLP beats PWA* by a narrower margin because the search is extremely greedy.

that of WA*. As described in Section III, MPLP needs a minimum of 3 threads. Beyond that, MPLP comprehensively outperforms the baselines. The speedup of PWA* saturates at $N_t = 18$ because that happens to be the branching factor (number of primitives) in this domain. Since PWA* parallelizes successor generation during an expansion, increasing the number of threads over the branching factor does not lead to any performance improvement. PA*SE on the other hand has maximum speed up at a much smaller thread count. This is dependent on the number of states that can be safely expanded in parallel and is domain specific. Moreover, the performance degrades with higher number of threads. This is because in PA*SE multiple threads go through the open list and run independence checks until they find a state to expand, under lock, which is an expensive operation. Consistent with what was observed in the comparison with lazy search baselines, the speed up obtained by MPLP is greater for a smaller d_{cc} (larger edge evaluation computational cost). In addition, MPLP's performance gain saturates at a higher N_t for a smaller d_{cc} . This highlights that MPLP leverages multi-threading more effectively with increasing computational cost of edge evaluations and is therefore more efficient than the baselines.

B. Assembly task

The second domain is a task and motion planning problem of assembling a set of blocks on a table into a given structure by a PR2, as shown in Fig. 5. We assume full state observability of the 6D poses of the blocks and the the robot's

| Number of threads (N_t) | | | | | | | | | | | |
|--|------|------|------|------|------|------|------|------|------|------|------|
| $d_{cc} = 1\text{cm} \mid \epsilon^h = 1$ | | | | | | | | | | | |
| Algorithm | 1 | 4 | 5 | 10 | 15 | 20 | 30 | 40 | 50 | 70 | 90 |
| WA* | | | | | | 3.5 | | | | | |
| PWA* | 3.54 | 1.43 | 1.29 | 0.95 | 0.96 | 0.95 | 0.95 | 0.95 | 0.96 | 0.95 | 0.96 |
| PA*SE | 3.54 | 2.37 | 2.38 | 2.44 | 2.50 | 2.58 | 2.97 | 3.40 | 3.71 | 4.28 | 4.88 |
| MPLP | - | 0.77 | 0.63 | 0.39 | 0.31 | 0.27 | 0.23 | 0.23 | 0.22 | 0.23 | 0.23 |
| $d_{cc} = 1\text{cm} \mid \epsilon^h = 50$ | | | | | | | | | | | |
| WA* | | | | | | 0.75 | | | | | |
| PWA* | 0.76 | 0.31 | 0.28 | 0.22 | 0.22 | 0.22 | 0.22 | 0.22 | 0.22 | 0.22 | 0.22 |
| PA*SE | 0.76 | 0.49 | 0.49 | 0.50 | 0.52 | 0.54 | 0.61 | 0.70 | 0.77 | 0.88 | 1.01 |
| MPLP | - | 0.29 | 0.24 | 0.19 | 0.16 | 0.14 | 0.13 | 0.13 | 0.13 | 0.13 | 0.13 |
| $d_{cc} = 0.5\text{cm} \mid \epsilon^h = 1$ | | | | | | | | | | | |
| WA* | | | | | | 6.74 | | | | | |
| PWA* | 6.76 | 2.68 | 2.33 | 1.67 | 1.69 | 1.43 | 1.43 | 1.44 | 1.43 | 1.44 | 1.44 |
| PA*SE | 6.76 | 4.55 | 4.53 | 4.61 | 4.62 | 4.69 | 5.08 | 5.53 | 5.82 | 6.44 | 7.08 |
| MPLP | - | 0.88 | 0.73 | 0.49 | 0.41 | 0.36 | 0.31 | 0.28 | 0.26 | 0.24 | 0.24 |
| $d_{cc} = 0.5\text{cm} \mid \epsilon^h = 50$ | | | | | | | | | | | |
| WA* | | | | | | 1.43 | | | | | |
| PWA* | 1.42 | 0.55 | 0.51 | 0.37 | 0.38 | 0.32 | 0.33 | 0.33 | 0.33 | 0.33 | 0.33 |
| PA*SE | 1.44 | 0.93 | 0.93 | 0.93 | 0.94 | 0.96 | 1.04 | 1.12 | 1.19 | 1.31 | 1.47 |
| MPLP | - | 0.35 | 0.28 | 0.22 | 0.20 | 0.18 | 0.15 | 0.14 | 0.13 | 0.13 | 0.13 |

TABLE II: (**Navigation**) Average planning times for WA*, MPLP and parallel search baselines (PWA* and PA*SE) for different values of d_{cc} and ϵ^h .

| | Time (s) | Speed up (over WA*) | Cost |
|------|-------------|------------------------|------|
| WA* | 496 | 1 | |
| LWA* | 259 | 1.9 | |
| LSP | 133 | 3.7 | |
| MPLP | 84 | 5.9 | 46 |

TABLE III: (**Assembly**) Average planning time, speed up over WA* and cost of MPLP compared to those of lazy search baselines.

joint configuration. The goal is defined by the 6D poses of each block in the desired structure. The PR2 is equipped with Pick and Place controllers which are used as macro-actions in the high-level planning. Both of these actions use a motion planner internally to compute collision-free trajectories in the workspace. Additionally, Place has access to a simulator to simulate the outcome of placing a block in its desired pose, as show in Fig. 6. For example, if the planner tries to place a block in its final pose but it hasn't placed the block underneath yet, the placed block will not be supported and the structure will not be stable. This would lead to an invalid successor during planning. We set a simulation timeout of 0.2 s and a motion planning timeout of 60 s. Therefore the bottleneck in this domain is the motion planning component of these actions. In the lazy approximation, these macro-actions are replaced by their lazy versions which substitute the motion planner with an IK solver, while the motion planner is used when the corresponding edges are fully evaluated in EVALUATE. Successful Pick and Place actions have unit real and lazy costs, and infinite otherwise. A Pick action on a block is successful if the motion planner finds a feasible trajectory to reach the block within the motion planning timeout. A Place controller on a block is successful if the motion planner finds a feasible trajectory to place the




Fig. 5: Assembly task: PR2 has to arrange a set of blocks on the table (left) into a given configuration (right). It is equipped with Pick and Place controllers.




Fig. 6: Pick and Place controllers used in the Assembly domain. The Pick controller uses the motion planner to reach a block. The Place controllers uses the motion planner to place a block and simulates the outcome of releasing the block.

block and simulating the block placement results in the block coming to rest at the desired pose within the simulation timeout.

MPLP is run with $N_t = 40$ and addition of more threads did not improve performance in this domain. The number of blocks that are not in their final desired pose is used as the admissible heuristic, with a heuristic inflation of 5. Table III shows planning times, speed up over WA* and path cost of MPLP as compared to those of the lazy search baselines. The numbers are averaged across 20 trials in each of which the blocks are arranged in a random order on the table. MPLP achieves a 5.9x speed up over WA* and a 1.6x speed up over LSP. In this domain the cost of every feasible plan is twice the number of blocks since placing a block in its desired pose involves a single Pick and Place controller pair each of which has a unit cost.

VI. CONCLUSIONS

In this work, we presented MPLP, a massively parallelized lazy search algorithm that integrates ideas from lazy search and parallel search. We proved that MPLP is complete and bounded suboptimal. Our experiments showed that MPLP achieves higher efficiency than both lazy search and parallel search algorithms on two very different planning domains. Therefore, in practice, we recommend using MPLP in any planning domain where the computational bottleneck is edge evaluations.

MPLP assigns a uniform evaluation priority to edges when they are first discovered and only increases the priorities of edges that belong to a lazy path. However if there is a domain dependent edge existence prior that is available, that can

be seamlessly integrated into the algorithm by assigning the evaluation priority based on it. As discussed in Section III, due to the potentially large number of edges that may get updated in-between searches, a naive implementation of incremental methods like LPA* do not improve performance. However based on the number of updated edges, an intelligent strategy can be employed to either re-use the previous search tree or plan from scratch.

REFERENCES

- [1] P. E. Hart, N. J. Nilsson, and B. Raphael, "A formal basis for the heuristic determination of minimum cost paths," *IEEE transactions on Systems Science and Cybernetics*, vol. 4, no. 2, pp. 100–107, 1968.
- [2] I. Pohl, "Heuristic search viewed as path finding in a graph," *Artificial intelligence*, vol. 1, no. 3-4, pp. 193–204, 1970.
- [3] S. Aine, S. Swaminathan, V. Narayanan, V. Hwang, and M. Likhachev, "Multi-heuristic a," *The International Journal of Robotics Research*, vol. 35, no. 1-3, pp. 224–243, 2016.
- [4] V. Narayanan and M. Likhachev, "Heuristic search on graphs with existence priors for expensive-to-evaluate edges," in *Proceedings of the International Conference on Automated Planning and Scheduling*, vol. 27, no. 1, 2017.
- [5] C. Dellin and S. Srinivasa, "A unifying formalism for shortest path problems with expensive edge evaluations via lazy best-first search over paths with edge selectors," in *Proceedings of the International Conference on Automated Planning and Scheduling*, vol. 26, no. 1, 2016.
- [6] A. Mandalika, O. Salzman, and S. Srinivasa, "Lazy receding horizon a* for efficient path planning in graphs with expensive-to-evaluate edges," in *Proceedings of the International Conference on Automated Planning and Scheduling*, vol. 28, no. 1, 2018.
- [7] A. Mandalika, S. Choudhury, O. Salzman, and S. Srinivasa, "Generalized lazy search for robot motion planning: Interleaving search and edge evaluation via event-based toggles," in *Proceedings of the International Conference on Automated Planning and Scheduling*, vol. 29, 2019, pp. 745–753.
- [8] B. J. Cohen, M. Phillips, and M. Likhachev, "Planning single-arm manipulations with n-arm robots," in *Robotics: Science and Systems*, 2014.
- [9] M. Phillips, M. Likhachev, and S. Koenig, "Pa* se: Parallel a* for slow expansions," in *Proceedings of the International Conference on Automated Planning and Scheduling*, vol. 24, no. 1, 2014.
- [10] Y. Zhou and J. Zeng, "Massively parallel a* search on a gpu," in *Proceedings of the AAAI Conference on Artificial Intelligence*, vol. 29, no. 1, 2015.