

Temporal Nuances of Coordination Networks

Derek Weber^{1,2*} and Lucia Falzon³

¹School of Computer Science, University of Adelaide, Australia ²Defence Science and Technology Group, Adelaide, Australia

³School of Psychology, University of Melbourne, Australia *derek.weber@{adelaide.edu.au,dst.defence.gov.au}

Abstract—Current network-based methods for detecting coordinated inauthentic behaviour on social media focus primarily on inferring links between accounts based on “behavioural traces” [1], such as retweeting the same tweet or posting the same URL. Assuming the goal of coordination is amplification, i.e., boosting a message within a constrained period, most approaches use a temporal window to ensure the *co-activity* occurs within a specific timeframe [1]–[4]. These methods could all exploit temporal elements of coordinated activity. We describe preliminary research regarding coordination network semantics, coordination network construction, relevant observations in three political Twitter datasets and the role of ‘cheerleaders’ to find social bots. See https://github.com/weberdc/find_hccs for code and data.

I. INTRODUCTION

There is ongoing evidence of threats to our *social cybersecurity* [5] in the form of accounts working together to spread narratives as part of overt activism and political campaigning or covert, potentially malicious attempts to spread mis- and disinformation and influence society, including across international borders [3], [6]. Much of this coordination relies on amplifying, or *boosting* [2], a preferred narrative on social media, although coordination can be also used to exacerbate abuse [1]. Research into detecting these kinds of cooperative efforts fall into two categories: 1) campaign detection, emerging from spam detection in Web 1.0 email, and Web 2.0 social media (e.g., [7]); and more recently, 2) detection of coordinating groups of social media accounts (e.g., [1], [2], [4], [8]). Forensic efforts provide deeper insights, especially of the information cycle involving the mainstream media, but these require more manual intervention (e.g., [6], [9]).

Many of the current coordination detection techniques rely on finding anomalously high levels of coincidental behaviour, such as retweeting the same tweet, using the same hashtag, URL, or text (especially across social media platforms). We refer to these as *co-activities*. Such methods attend to the temporal aspect of social media activity for two reasons:

- 1) To constrain coincidental activities to a specific time window (e.g., posting within 10 seconds), as small windows can indicate inauthentic behaviour [4], [10], [11]; and
- 2) to reduce computational load by only considering activity within the time window [2], [4].

All approaches in the literature build undirected weighted networks of accounts linked according to evidence of coordination, either across entire social media datasets, or via aggregation of results from individual windows (Figure 1). To the authors’ knowledge, there has been no discussion of the

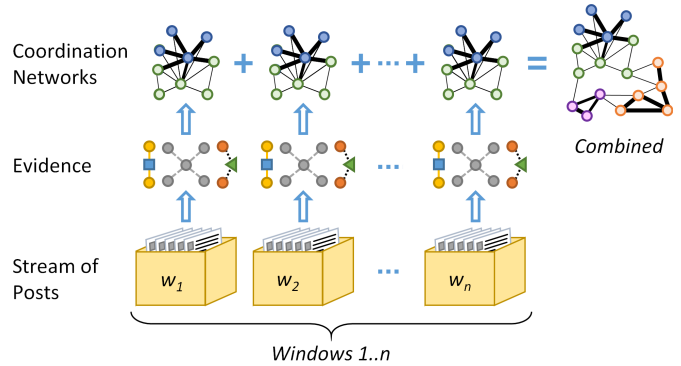


Fig. 1. Construction of a synchronised action network. A stream of social media posts is broken into fixed windows (bottom), and each of these is inspected for evidence of various types of coordination, from which a weighted undirected account network is built. These are then combined in post-processing and mined for *highly coordinating communities*.

finer-grained temporal analysis of the coordinated activities themselves, which are lost in aggregation. Tracking the evolution of the *highly coordinating communities* (HCCs) within these networks may reveal further insights into information campaigns. This will also be required for any real-time or near real-time applications.

This paper explores issues raised while tracking the evolution of HCCs and considering the semantics of coordination links and their aggregation; identifies the phenomenon of ‘cheerleader’ coordination; and shares relevant experiences from social media analyses.

II. STATE-OF-THE-ART OF COORDINATION DETECTION

Since 2019, attempts have been made to create general coordination detection frameworks [1], [2], [8] which reveal frequent indirect connections between accounts based on common actions. These include retweeting the same tweet [1], [2], using the same URL [4], [12], similar text [3], and similar media [1], and any other ‘behavioural trace’ [1] that could link accounts (e.g., swapping account names [1] or activity patterns [6]). They result in coordination networks of accounts linked by edges weighted by the evidence linking them, and are referred to variously as ‘user similarity networks’ [8], ‘latent coordination networks’ [2], or, when explicitly referring to the temporally constrained nature of the coordination, ‘synchronised action networks’ [4]. HCCs within these coordination networks may be simple connected components [1], or obtained by filtering edges by weight [1],

[2] or cluster detection methods (e.g., kNN [12], FSA_V [2], multi-resolution filtering [8] or multi-view modularity [4]).

Some detection methods disregard common behaviour types and use “synchronicity analysis” [6, p. 251], through the application of sliding windows to detect contemporaneous co-activities. Weber & Neumann [2] use adjacent discrete windows, aggregating coordination networks built from each and then mining the result for HCCs, while Graham et al. [3] overlap discrete windows to avoid missing evidence. Pacheco et al. [1] and Dawson & Innes [6] use fully overlapping windows without providing detailed descriptions, and Pacheco et al. and Magelinski et al. [4] discuss the balance between window size and false positives, while Weber & Neumann explore the effect of window size systematically [2].

A. Clarification of Terminology

Due to variations in the literature, we clarify our terms here.

Action type (cf. [4]) The type of interactions that a user employs while using social media (e.g., reposting, using a URL or mention). These can be combined as higher order action types [4], and used together in “coordination strategies” [2, p. 1].

Coordination action (*co-action*) An instance of an action type which ‘coordinates’ with another co-action.

Reason The value that links two accounts by a coordination action, e.g., the URL, hashtag, or account they both use.

Time window A period of time with a duration of γ . Windows may overlap (e.g., [3]) or be adjacent (e.g., [2]).

Coordination A pair of co-actions occurring within a given time window.

Coordination network (CN) A weighted network of accounts linked by evidence of coordination.

Highly coordinating community (HCC) A subset of a coordination network of accounts extracted systematically to avoid incidental coordination.

III. THE CHALLENGE

We first provide an example demonstrating the issue of combining temporally distant coordination networks and how deeper temporal analysis can reveal ‘cheerleaders’ that bind unwitting accounts. We then provide a systematic consideration of the variations of window overlap and action type.

A. Spurious Associations and Cheerleaders

Ignoring the temporal distance between coordination actions may result in erroneously identifying communities whose members are entirely unrelated. Consider the situation where accounts A and B coordinate in window w_1 for reason r_1 , and then much later accounts B and C coordinate in window w_n for reason r_2 (Figure 2). In this simple example the post-collection combination of each window’s coordination networks would result in a network $G = (V, E)$ with nodes $V = \{A, B, C\}$ and edges $E = \{A - B, B - C\}$ even if $r_1 \neq r_2$. This arrangement implies some kind of relationship between A and C (they are members of the same community). This does not hold in the general case, but depends on the

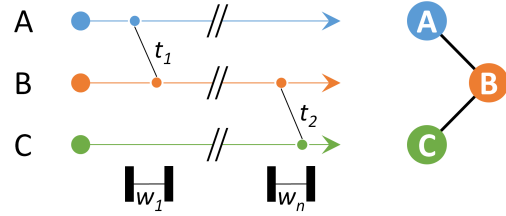


Fig. 2. Timelines for accounts A , B , and C . A and B coordinate somehow in time window w_1 , while B and C coordinate in time window w_n ($n \gg 1$). When the coordination networks for each window are combined (right), the resulting transitive association between A and C may be spurious.

nature of the coordination. For example, if A and B both mention URL_1 and then B and C mention the entirely different URL_2 , then there is no reason to associate A and C , except that links are inferred between both of them and B , yet they are still members of the same CN. Filtering by edge weight may also result in the inappropriate removal of B , which may be a genuine coordinating account.

We may identify the introduction of spurious associations by examining the relative timing of pairs of co-actions. If B ’s co-action always occurs after A ’s (but within the nominated time window), then it can be argued that B is reacting to A , acting as a *cheerleader*, which will be detected even if A is an unwitting participant. If B acts as a cheerleader for many accounts, forming an HCC around it, this recurring pattern of posting second will become apparent and can contribute to star-shaped HCCs, informing our interpretation of the HCC.

B. Strengthening HCC Ties using the Temporal Element

At the level of entire HCCs, we can use the temporal element of coordination to make explicit edges that are otherwise missed due to time window boundaries. This depends on two variables: 1) the nature of coordination under consideration; and 2) the relative proximity of the two time windows. For co-actions that rely on unique conditions, e.g., retweeting a tweet (which usually occurs only once), some combinations of factors are impossible, such as A and B co-retweeting a tweet in one window, and then B and C co-retweeting the same tweet in a later window. For most action types (e.g., using the same hashtag, mention or URL) this restriction does not apply.

So far, to build CNs, accounts are associated in pairs based on action type and coordination reason, and then the pairs are grouped by their accounts. An extension to this is to consider reasons and temporal distance when grouping the accounts.

Now we consider the degree of overlap between time windows and how that relates to the reason for coordination. Figure 3 shows the six situations where A and C could be connected by an edge $A - C$ with a weight $w \in [0, 1]$, depending on the reason for connecting with B (r_1 or r_2) and the overlap in time windows γ wide. In scenario:

- (a) A and C are both linked to B for reason r_1 within the same time window, and thus also directly coordinate with each other, and so the resulting coordination network has an edge $A - C$ with weight 1.

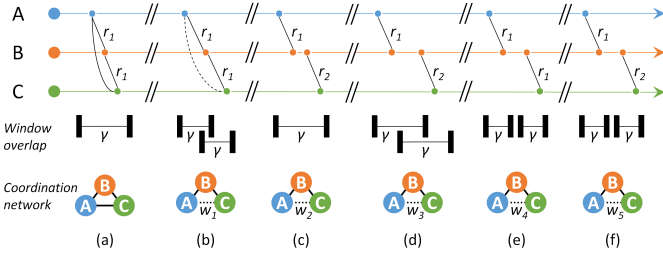


Fig. 3. Timelines for accounts A , B , and C whose behaviour is coordinated due to reasons r_1 and r_2 in independent examples (a) to (f), within time windows of γ duration. Edge weights in each example’s CN are 1, except where labelled w_1 to w_5 .

- (b) A and C could be linked with weight w_1 given they both coordinate with B for the same reason r_1 , and are only prevented from being directly linked because the gap in time between their actions is greater than γ .
- (c) A and C are linked to B for different reasons, r_1 and r_2 , but there is an implied connection because of the temporal proximity of their associations with B , and thus a potential link could have weight w_2 .
- (d) A and C are again both linked to B for different reasons, but within overlapping windows, suggesting a possible association with a weaker weight $w_3 \leq w_2$.
- (e) A and C both coordinate with B in separate time windows (as in Figure 2) and there is an implied transitive connection between A and C with weight w_4 . Given $r_1 = r_2$, there is reason to set $w_4 > 0$, and its value could be time-sensitive, degrading proportional to the temporal distance (*cf.* the t-SED measure [13]).
- (f) A and C , again, both coordinate with B in separate time windows. As $r_1 \neq r_2$, w_5 could be 0, as they are only linked by B , or it could be based on the similarity of r_1 and r_2 and the temporal distance between the co-actions.

Intuitively, the strength of potential association between A and C decreases from the first to the last of these examples, i.e., $1 \geq w_1 \geq w_2 \geq w_3 \geq w_4 \geq w_5 \geq 0$.

By incorporating non-zero weights w_1 to w_5 , CNs may consolidate into HCCs that better reflect how genuine the coordination is. This could aid community extraction methods that rely on HCC density (e.g., the multi-view modularity clustering technique used by [4]). Application in near real time settings could constrain how far back to look for coordination, permitting a second broader sliding window, $k\gamma$ units long, for some constant or variable factor k (*cf.* [11], [14]).

IV. EXPERIENCES IN ANALYSIS

Examples from a number of co-retweeting studies illustrate the points we have been discussing. These examined 120k ($k=10^3$) tweets by 20k accounts from an 2018 Australian election (DS1) and the Internet Research Agency’s (IRA) 1.5m ($m=10^6$) tweets by 1.3k accounts during 2016 (DS2), both described in [2] (we used their data), plus a novel Twitter dataset from the 2020 Republican National Convention (RNC). The RNC dataset has 1.5m tweets over 4 days by 441.4k

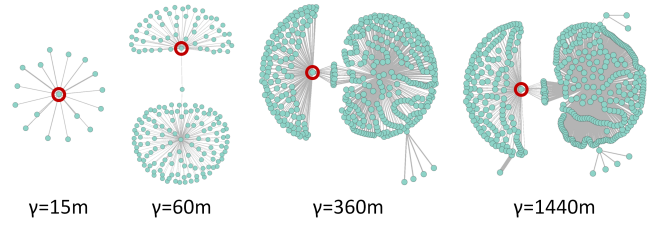


Fig. 4. A co-retweeting HCC focused on a specific account (circled) from DS1 [2], which grew as γ increased. (In the figure, ‘m’ is minutes.)

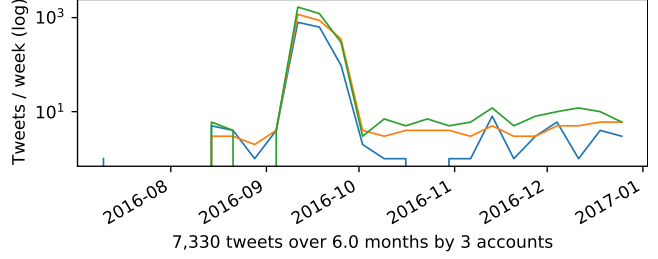


Fig. 5. Weekly activity timelines for an HCC of IRA accounts in 2016.

accounts, including 1.2m retweets by 50k unique accounts. Data were managed according to ethics protocol H-2018-045 (University of Adelaide).

The DS1 study revealed star-shaped HCCs at different time windows ($\gamma=\{15, 60, 360, 1440\}$, in minutes), which grew exponentially as γ increased (Figure 4). Although this collection was centred on an Australian election, the use of `#liberals` (the name of an Australian political party) drew in several American Trump supporters, all linked by co-retweeting one tweet 191 times and centred around the circled account.

In the DS2 dataset, which covers a year of Twitter activity, using results from [2], we plotted the retweeting activity of HCC members and identified at least one HCC where individual member activity patterns differed significantly (Figure 5). Though the members’ activity aligns closely between September and October, after that the blue timeline deviates from the green and orange. This shows that if the collection had been restricted to the last two months of 2016, the blue member may not have been included in the HCC.

We searched the RNC dataset for co-retweeting within 10 second windows and then retained only edges in the resulting CN with a weight greater than 10 (i.e., > 10 instances of co-retweeting) and their adjacent nodes. The short timeframe was designed to identify *social bots*, automated accounts presenting as human users used in astroturfing campaigns [15].

We identified a clear HCC supporting the official `@TrumpWarRoom` (`@TWR`) account (labeled 4 in Figure 6). Accounts 2, 9, and 10 coordinate directly with `@TWR` 30, 74, and 18 times, respectively, but they are all very active, suggesting their coordination may be a symptom of being very active accounts (in an agenda-focused community). They each contributed more than 1,000 tweets overall including more than 200 co-retweets, and one (2) forms the core of another star formation. Accounts 9 and 10 co-retweet 64 times, each

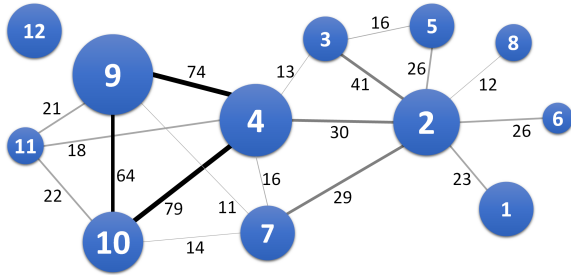


Fig. 6. The co-retweeting HCC supporting @TWR (anonymised as 4) using $\gamma=10$ s and edge weight above 10. Edge weights, darkness and thickness represent the number of co-retweets. Node size indicates tweet activity and node labels are anonymised IDs. Visualised with *visone* (<https://visone.info>).

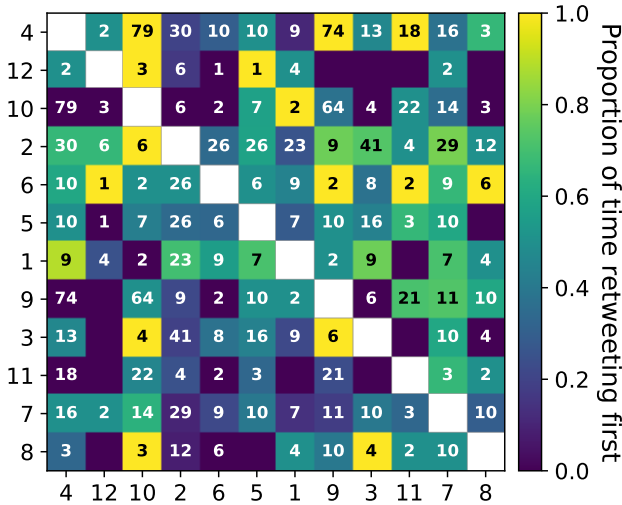


Fig. 7. Number of times @TWR HCC accounts co-retweeted first when coordinating (i.e., within γ). Cell colour indicates the proportion of times the row account was first. E.g., @TWR (4) always co-retweets first with 9, 10, and 11 but mostly second with 1 and 2.

going first half the time, suggesting genuine coordination.

To search for cheerleaders, we analysed the relative timings of co-retweets for each pair of HCC members, resulting in the grid in Figure 7. To co-retweet, two accounts each retweet the same tweet. Each square in the grid indicates how often the pair (denoted by row and column labels) co-retweeted, and the colour indicates how often the row account posted first. Account 4 (@TWR) retweets first w.r.t. accounts 9, 10 and 11, on every one of 74, 79 and 18 times, respectively, which is striking for a 4-day period. This visualisation, coupled with the edge information, shows that 9 and 10 are probably cheerleaders, 11 may be a cheerleader for @TWR, 9 and 10, and @TWR has a close relationship with 2.

Further evidence in Table I suggests that the accounts most strongly coordinating with @TWR are likely to be social bots. They are mostly long-lived accounts that have amassed considerable numbers of followers and post at very high rates (up to 92 tweets a day for six years), but may have avoided Twitter’s bot detection systems by maintaining reputation scores, where

TABLE I
DETAILS OF POTENTIAL CHEERLEADER ACCOUNTS.

Account	Tweets	Age (yrs)	Tweets/day	Bot rating	Friends	Followers	Reputation
2	213.4k	6.4	92.1	0.73	1.8k	3.6k	0.67
9	103.3k	8.8	32.1	0.80	2.4k	1.7k	0.42
10	24.5k	0.9	78.7	0.79	24	118	0.83
11	111.7k	8.5	36.1	0.92	12.3k	11.3k	0.48

$rep. = \frac{|fol. |}{|fri. |+|fol. |}$. Botometer Complete Automation Probability (CAP, English variant) [16] ratings, however, suggest a very high chance the accounts are automated.

These examples show that taking into account the temporal aspects of both co-actions and activity at the HCC level helps to develop a clearer picture of how genuine the coordination shown in CNs is, and to what extent accounts cheerlead for each other.

These methods can be developed further by also considering general account activity rather than just relying on frequency of co-actions, and by examining two-level account/reason CNs as described in [11].

REFERENCES

- [1] D. Pacheco, P.-M. Hui, C. Torres-Lugo, B. T. Truong, A. Flammini, and F. Menczer, “Uncovering coordinated networks on social media: Methods and case studies,” *ICWSM’21*, vol. 15, no. 1, pp. 455–466, May 2021.
- [2] D. Weber and F. Neumann, “Who’s in the gang? Revealing coordinating communities in social media,” in *ASONAM*. IEEE, Dec. 2020.
- [3] T. Graham, A. Bruns, G. Zhu, and R. Campbell, “Like a virus: the coordinated spread of coronavirus disinformation,” Centre for Responsible Technology, The Australia Institute, Tech. Rep., May 2020. [Online]. Available: <https://apo.org.au/node/305864>
- [4] T. Magelinski, L. H. X. Ng, and K. M. Carley, “A synchronized action framework for responsible detection of coordination on social media,” *CoRR*, vol. abs/2105.07454, May 2021.
- [5] K. M. Carley, “Social cybersecurity: an emerging science,” *Computational and Mathematical Organization Theory*, vol. 26, no. 4, pp. 365–381, Nov. 2020.
- [6] A. Dawson and M. Innes, “How Russia’s Internet Research Agency built its disinformation campaign,” *The Political Quarterly*, vol. 90, no. 2, pp. 245–256, May 2019.
- [7] K. Lee, J. Caverlee, Z. Cheng, and D. Z. Sui, “Campaign extraction from social media,” *ACM TIST*, vol. 5, no. 1, pp. 9:1–9:28, 2013.
- [8] L. Nizzoli, S. Tardelli, M. Avvenuti, S. Cresci, and M. Tesconi, “Coordinated behavior on social media in 2019 UK general election,” *CoRR*, vol. abs/2008.08370, Aug. 2020.
- [9] K. H. Jamieson, *Cyberwar*. Oxford University Press, Aug. 2020.
- [10] D. Pacheco, A. Flammini, and F. Menczer, “Unveiling coordinated groups behind white helmets disinformation,” in *WWW (Companion Volume)*. ACM / IW3C2, Apr. 2020, pp. 611–616.
- [11] D. Weber and F. Neumann, “A general method to find highly coordinating communities in social media through inferred interaction links,” *CoRR*, vol. abs/2103.03409, Mar. 2021.
- [12] C. Cao, J. Caverlee, K. Lee, H. Ge, and J. Chung, “Organic or organized?: Exploring URL sharing behavior,” in *CIKM*. ACM, 2015, pp. 513–522.
- [13] D. Kim, T. Graham, Z. Wan, and M.-A. Rizoiu, “Analysing user identity via time-sensitive semantic edit distance (t-SED): a case study of Russian trolls on Twitter,” *Journal of Computational Social Science*, vol. 2, no. 2, pp. 331–351, Jul. 2019.
- [14] D. Assenmacher, L. Adam, H. Trautmann, and C. Grimme, “Towards real-time and unsupervised campaign detection in social media,” in *FLAIRS Conference*. AAAI Press, 2020, pp. 303–307.
- [15] E. Ferrara, O. Varol, C. Davis, F. Menczer, and A. Flammini, “The rise of social bots,” *Commun. ACM*, vol. 59, no. 7, pp. 96–104, 2016.
- [16] C. A. Davis, O. Varol, E. Ferrara, A. Flammini, and F. Menczer, “Botornot: A system to evaluate social bots,” in *WWW (Companion Volume)*. ACM, 2016, pp. 273–274.