

Numerical Matrix Decomposition and its Modern Applications: A Rigorous First Course

Jun Lu

JUN.LU.LOCKY@GMAIL.COM

Abstract

Matrix decomposition has become a core technology in machine learning, largely due to the development of back propagation algorithm in fitting a neural network. The sole aim of this survey is to give a self-contained introduction to concepts and mathematical tools in numerical linear algebra and matrix analysis in order to seamlessly introduce matrix decomposition techniques and their applications in subsequent sections. However, we clearly realize our inability to cover all the useful and interesting results concerning matrix decomposition and given the paucity of scope to present this discussion, e.g., the separated analysis of the Euclidean space, Hermitian space, and Hilbert space. We refer the reader to literature in the field of linear algebra for a much detailed introduction to the related fields. Some excellent examples include (Trefethen and Bau III, 1997; Strang, 2009; Golub and Van Loan, 2013; Beck, 2017; Gallier and Quaintance, 2017; Boyd and Vandenberghe, 2018; Strang, 2019; van de Geijn and Myers, 2020; Strang, 2021).

This survey is primarily a summary of purpose, significance of important matrix decomposition methods, e.g., LU, QR, and SVD, and most importantly the origin and complexity of the methods which shed light on their modern applications. Again, this is a decomposition-based survey, thus we will introduce the related background when it is needed. The mathematical prerequisite is a first course in linear algebra. Other than this modest background, the development is self-contained, with rigorous proof provided throughout.

Keywords: Matrix decomposition, Computing process, Complexity, Floating point operations (flops), Low-rank approximation, Pivot, LU decomposition for nonzero leading principle minors, CR decomposition, CUR/Skeleton decomposition, Biconjugate decomposition, Coordinate transformation, Hessenberg decomposition.

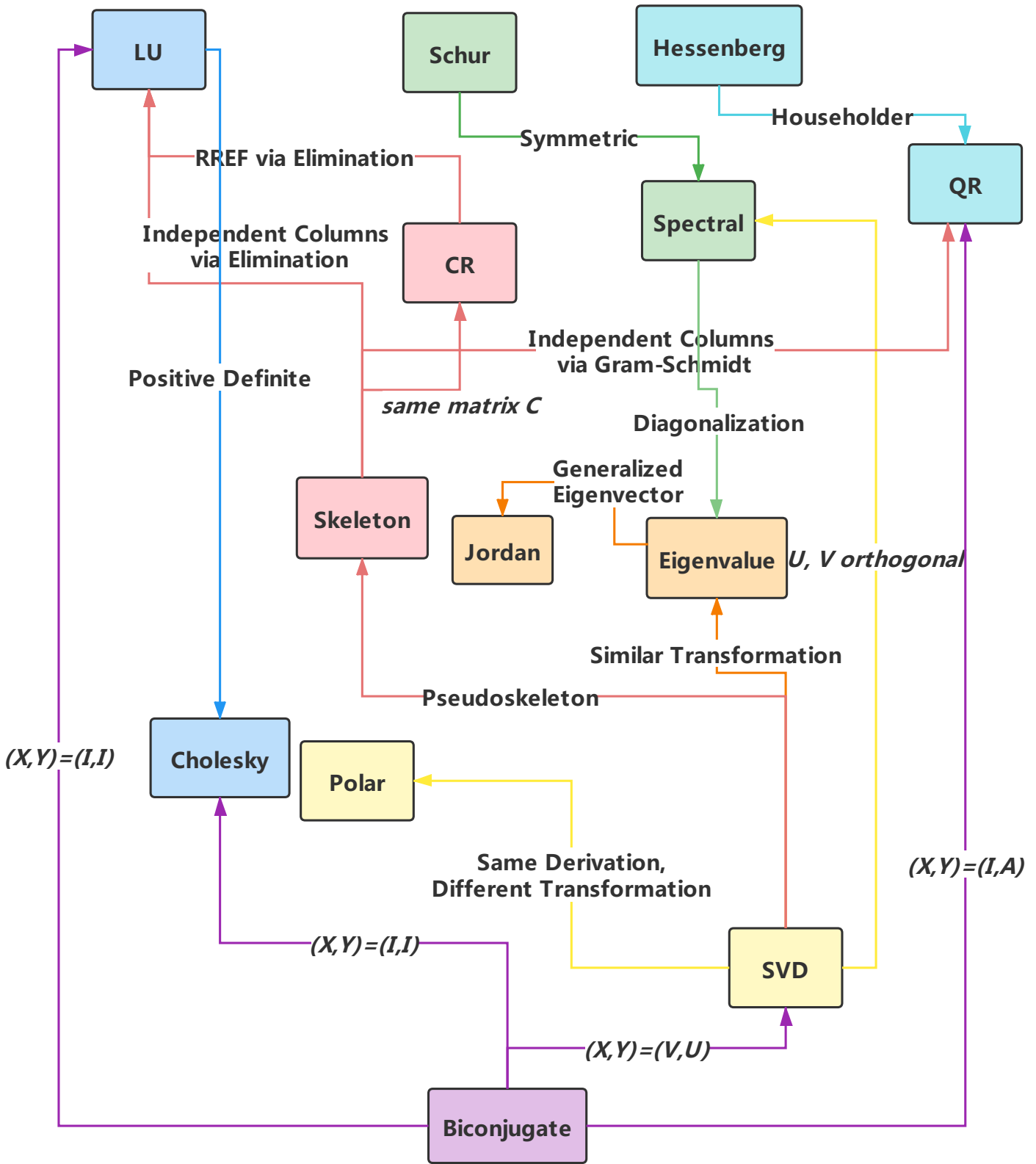
Contents

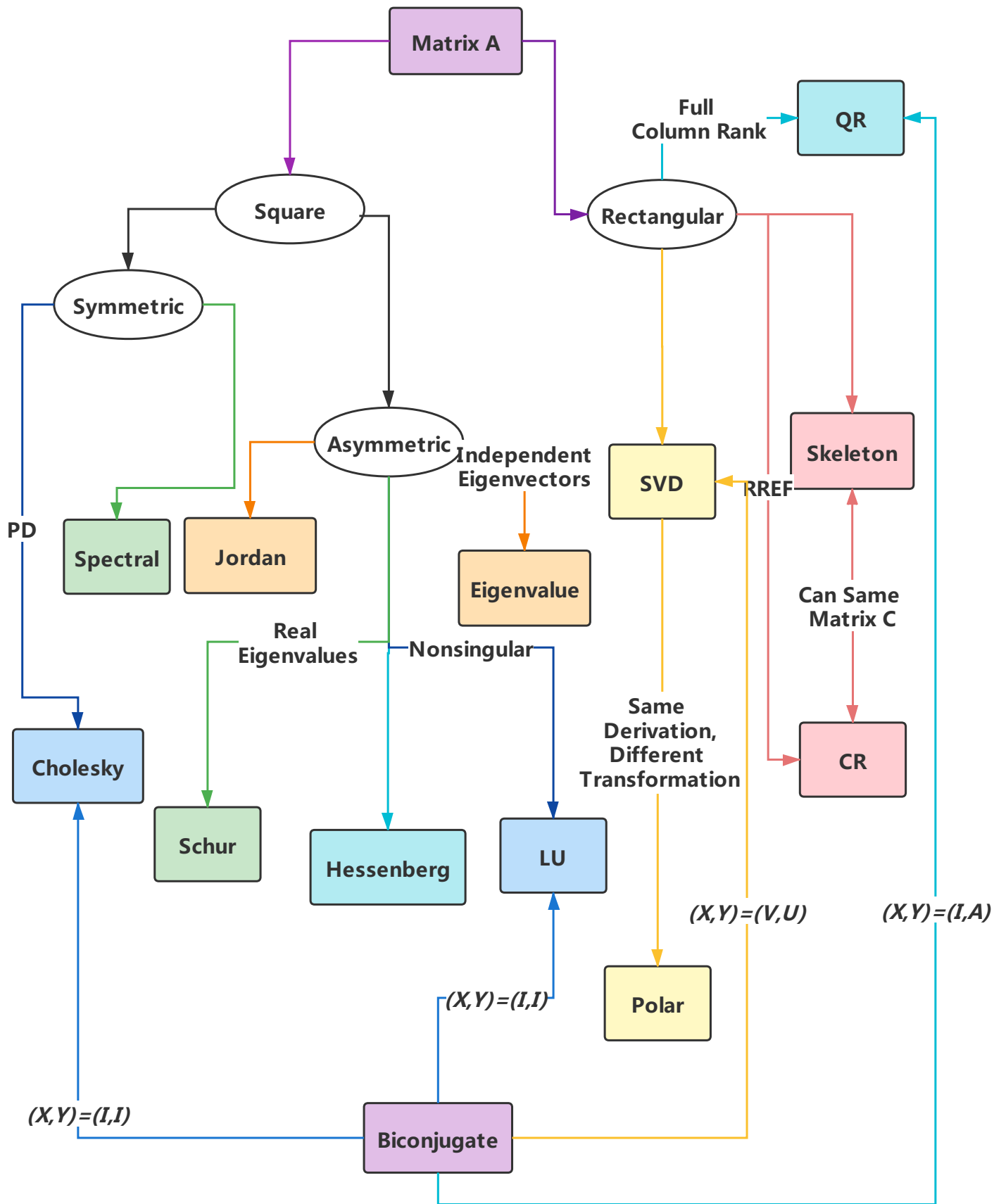
1	Introduction and Background	7
2	LU Decomposition	9
2.1	Existence of the LU Decomposition via Gaussian Elimination	10
2.2	Computing the LU Decomposition without Pivoting	14
2.3	Computing the LU Decomposition with Pivoting	16
2.4	Application: Linear System by LU Decomposition	17
2.5	Application: Computing Inverse of Nonsingular Matrix	17

2.6	Application: Computing Determinant via the LU Decomposition	19
2.7	Partial Pivoting*	19
3	Cholesky Decomposition	20
3.1	Existence of the Cholesky Decomposition	20
3.2	Computing the Cholesky Decomposition	22
4	QR Decomposition	24
4.1	Project a Vector Onto Another Vector	24
4.2	Project a Vector Onto a Plane	24
4.3	Existence of the QR Decomposition via the Gram-Schmidt Process	25
4.4	Orthogonal vs Orthonormal	26
4.5	Property of the QR Decomposition	27
4.6	Computing the Reduced QR Decomposition via the Gram-Schmidt Process	27
4.7	Computing the Full QR Decomposition via the Gram-Schmidt Process . . .	29
4.8	Dependent Columns	29
4.9	Existence of the QR Decomposition via the Householder Reflector	29
4.10	Computing the Full QR Decomposition via Householder Reflector	32
4.11	Uniqueness of the QR Decomposition	34
4.12	Application: Least Squares via Full QR Decomposition	34
5	Hessenberg Decomposition	35
5.1	Existence of the Hessenberg Decomposition	36
5.2	Computing the Hessenberg Decomposition	37
6	CR Decomposition	40
6.1	Existence of the CR Decomposition	40
6.2	Row Reduced Echelon Form (RREF)	41
6.3	Computing the CR Decomposition by Gaussian Elimination	43
7	Skeleton/CUR Decomposition	47
7.1	Existence of the Skeleton Decomposition	48
7.2	Computing the Skeleton Decomposition via the Gram-Schmidt Process . . .	49
7.3	Computing the Skeleton Decomposition via Modified Gram-Schmidt Process	49
7.4	Computing the Skeleton Decomposition by Gaussian Elimination	52
7.5	Recover Row Reduced Echelon Form from Skeleton Decomposition	52
7.6	Randomized Algorithms	53
7.7	Pseudoskeleton Decomposition via the SVD	53
8	Eigenvalue Decomposition	54
8.1	Existence of the Eigenvalue Decomposition	54
8.2	Computing the Eigenvalue Decomposition	55
8.3	Jordan Decomposition	55
8.4	Application: Computing Fibonacci Numbers	57

9 Schur Decomposition	58
9.1 Existence of the Schur Decomposition	58
9.2 Other Forms of the Schur Decomposition	60
10 Spectral Decomposition (Theorem)	61
10.1 Existence of the Spectral Decomposition	61
10.2 Application: Eigenvalue of Projection Matrix	65
11 Singular Value Decomposition (SVD)	66
11.1 Existence of the SVD	67
11.2 Property of the SVD	69
11.3 Computing the SVD	71
11.4 Polar Decomposition	71
11.5 Application: Least Squares with Non-Full Column Rank	72
11.6 Application: Low-Rank Approximation	74
12 Coordinate Transformation in the Eigenvalue Decomposition, SVD, and Polar Decomposition	75
13 Biconjugate Decomposition	79
13.1 Existence of the Biconjugate Decomposition	79
13.2 Properties of the Biconjugate Decomposition	83
13.3 Connection to Well-Known Decomposition Methods	84
13.3.1 LDU Decomposition	84
13.3.2 Cholesky Decomposition	85
13.3.3 QR Decomposition	86
13.3.4 SVD	87
14 Modern Applications	88
14.1 Low Rank Neural Networks	88
14.2 One More Step: Adding a Nonlinear Function Layer	90
A Dimension of Column Space and Row Space	92
B Fundamental Theorem of Linear Algebra	93
B.1 Find the Basis of the Four Subspaces	94
C Least Squares in Fundamental Theorem of Linear Algebra	94
D Pseudo-Inverse	95
D.1 Pseudo-Inverse in SVD	97
D.2 Pseudo-Inverse in CR Decomposition and Skeleton Decomposition	99
E Schur Compliment	101
F General Term Formula of Wedderburn Sequence	102

G Decoding Orthogonal Matrix Product	103
H Leading Principle Minors of PD Matrices	104





1. Introduction and Background

The world pictures for decomposition in the previous page connect each decomposition method by their internal relations and also separate different methods by the criteria or prerequisite of them. Readers will get more information about these two pictures after reading the text.

The readers with enough background of matrix analysis can skip this section. In all cases, scalars will be denoted in a non-bold font possibly with subscripts (e.g., a , α , α_i). We will use bold face lower case letters possibly with subscripts to denote vectors (e.g., $\boldsymbol{\mu}$, \boldsymbol{x} , \boldsymbol{x}_n , \boldsymbol{z}) and bold face upper case letters possibly with subscripts to denote matrices (e.g., \boldsymbol{A} , \boldsymbol{L}_j). The i -th element of a vector \boldsymbol{z} will be denoted by \boldsymbol{z}_i in bold font. The i -th row and j -th column value of matrix \boldsymbol{A} will be denoted by \boldsymbol{A}_{ij} . Furthermore, it will be helpful to utilize the **Matlab-style notation**, the i -th row to j -th row and k -th column to m -th column submatrix of matrix \boldsymbol{A} will be denoted by $\boldsymbol{A}_{i:j,k:m}$. And in all cases, vectors are formulated in a column rather than in a row. A row vector will be denoted by a transpose of a column vector such as \boldsymbol{a}^\top . A specific column vector with values are split by symbol “;”, e.g., $\boldsymbol{x} = [1; 2; 3]$ is a column vector in \mathbb{R}^3 . Similarly, a specific row vector with values are split by symbol “, ”, e.g., $\boldsymbol{y} = [1, 2, 3]$ is a row vector with 3 values. Further, a column vector can be denoted by the transpose of a row vector e.g., $\boldsymbol{y} = [1, 2, 3]^\top$ is a column vector.

The transpose of a matrix \boldsymbol{A} will be denoted by \boldsymbol{A}^\top and its inverse will be denoted by \boldsymbol{X}^{-1} . We will denote the $p \times p$ identity matrix by \boldsymbol{I}_p . A vector or matrix of all zeros will be denoted by a bold face zero $\mathbf{0}$ whose size should be clear from context, or we denote $\mathbf{0}_p$ to be the vector of all zeros with p entries.

Definition 1 (Eigenvalue) *Given any vector space E and any linear map $A : E \rightarrow E$, a scalar $\lambda \in K$ is called an eigenvalue, or proper value, or characteristic value of \boldsymbol{A} if there is some nonzero vector $\boldsymbol{u} \in E$ such that*

$$\boldsymbol{A}\boldsymbol{u} = \lambda\boldsymbol{u}.$$

Definition 2 (Eigenvector) *A vector $\boldsymbol{u} \in E$ is called an eigenvector, or proper vector, or characteristic vector of \boldsymbol{A} if $\boldsymbol{u} \neq \mathbf{0}$ and if there is some $\lambda \in K$ such that*

$$\boldsymbol{A}\boldsymbol{u} = \lambda\boldsymbol{u},$$

where the scalar λ is then an eigenvalue. And we say that \boldsymbol{u} is an eigenvector associated with λ .

Definition 3 (Span) *If every vector \boldsymbol{v} in subspace \mathcal{V} can be expressed as a linear combination of $\{\boldsymbol{a}_1, \boldsymbol{a}_2, \dots, \boldsymbol{a}_m\}$, then $\{\boldsymbol{a}_1, \boldsymbol{a}_2, \dots, \boldsymbol{a}_m\}$ are said to span \mathcal{V} .*

Definition 4 (Subspace) *A nonempty subset \mathcal{V} of \mathbb{R}^n is called a subspace if $x\boldsymbol{a} + y\boldsymbol{b} \in \mathcal{V}$ for every $\boldsymbol{a}, \boldsymbol{b} \in \mathcal{V}$ and every $x, y \in \mathbb{R}$.*

Definition 5 (Linearly Independent) *A set of vectors $\boldsymbol{a}_1, \boldsymbol{a}_2, \dots, \boldsymbol{a}_m \in \mathbb{R}^n$ is called linearly independent if there is no combination can get $x_1\boldsymbol{a}_1 + x_2\boldsymbol{a}_2 + \dots + x_m\boldsymbol{a}_m = \mathbf{0}$ except all x_i 's are zero. An equivalent definition is that $\boldsymbol{a}_1 \neq \mathbf{0}$, and for every $k > 1$, the vector \boldsymbol{a}_k does not belong to the span of $\boldsymbol{a}_1, \boldsymbol{a}_2, \dots, \boldsymbol{a}_{k-1}$.*

Definition 6 (Basis and Dimension) $\{\mathbf{a}_1, \mathbf{a}_2, \dots, \mathbf{a}_m\}$ are called a basis of \mathcal{V} if they are linearly independent and span \mathcal{V} . Every basis of a given subspace has the same number of vectors, and the number of vectors in any basis is called the dimension of the subspace \mathcal{V} . By convention, the subspace $\{\mathbf{0}\}$ is said to have dimension zero. Furthermore, every subspace of nonzero dimension has a basis that is orthogonal, i.e., the basis of a subspace can be chosen orthogonal.

Definition 7 (Column Space (Range)) If \mathbf{A} is an $m \times n$ real matrix, we define the column space (or range) of \mathbf{A} to be the set spanned by its columns:

$$\mathcal{C}(\mathbf{A}) = \{\mathbf{y} \in \mathbb{R}^m : \exists \mathbf{x} \in \mathbb{R}^n, \mathbf{y} = \mathbf{A}\mathbf{x}\}.$$

And the row space of \mathbf{A} is the set spanned by its rows, which is equal to the column space of \mathbf{A}^\top :

$$\mathcal{C}(\mathbf{A}^\top) = \{\mathbf{x} \in \mathbb{R}^n : \exists \mathbf{y} \in \mathbb{R}^m, \mathbf{x} = \mathbf{A}^\top \mathbf{y}\}.$$

Definition 8 (Null Space (Nullspace, Kernel)) If \mathbf{A} is an $m \times n$ real matrix, we define the null space (or kernel, or nullspace) of \mathbf{A} to be the set:

$$\mathcal{N}(\mathbf{A}) = \{\mathbf{y} \in \mathbb{R}^n : \mathbf{A}\mathbf{y} = \mathbf{0}\}.$$

And the null space of \mathbf{A}^\top is defined as

$$\mathcal{N}(\mathbf{A}^\top) = \{\mathbf{x} \in \mathbb{R}^m : \mathbf{A}^\top \mathbf{x} = \mathbf{0}\}.$$

Both the column space of \mathbf{A} and the null space of \mathbf{A}^\top are subspaces of \mathbb{R}^n . In fact, every vector in $\mathcal{N}(\mathbf{A}^\top)$ is perpendicular to $\mathcal{C}(\mathbf{A})$ and vice versa.¹

Definition 9 (Rank) The rank of a matrix $\mathbf{A} \in \mathbb{R}^{m \times n}$ is the dimension of the column space of \mathbf{A} . The rank of \mathbf{A} is equal to the maximal number of linearly independent columns of \mathbf{A} , and is also the maximal number of linearly independent rows of \mathbf{A} . The matrix \mathbf{A} and its transpose \mathbf{A}^\top have the same rank. We say that \mathbf{A} has full rank, if its rank is equal to $\min\{m, n\}$. In another word, this is true if and only if either all the columns of \mathbf{A} are linearly independent, or all the rows of \mathbf{A} are linearly independent. Specifically, given a vector $\mathbf{u} \in \mathbb{R}^m$ and a vector $\mathbf{v} \in \mathbb{R}^n$, then the $m \times n$ matrix $\mathbf{u}\mathbf{v}^\top$ is of rank 1.

Definition 10 (Orthogonal Complement in General) The orthogonal complement \mathcal{V}^\perp of a subspace \mathcal{V} contains every vector that is perpendicular to \mathcal{V} . That is,

$$\mathcal{V}^\perp = \{\mathbf{v} | \mathbf{v}^\top \mathbf{u} = 0, \forall \mathbf{u} \in \mathcal{V}\}.$$

The two subspaces are disjoint that span the entire space. The dimensions of \mathcal{V} and \mathcal{V}^\perp add to the dimension of the whole space. Furthermore, $(\mathcal{V}^\perp)^\perp = \mathcal{V}$.

Definition 11 (Orthogonal Complement of Column Space) If \mathbf{A} is an $m \times n$ real matrix, the orthogonal complement of $\mathcal{C}(\mathbf{A})$, $\mathcal{C}^\perp(\mathbf{A})$ is the subspace defined as:

$$\begin{aligned} \mathcal{C}^\perp(\mathbf{A}) &= \{\mathbf{y} \in \mathbb{R}^m : \mathbf{y}^\top \mathbf{A}\mathbf{x} = 0, \forall \mathbf{x} \in \mathbb{R}^n\} \\ &= \{\mathbf{y} \in \mathbb{R}^m : \mathbf{y}^\top \mathbf{v} = 0, \forall \mathbf{v} \in \mathcal{C}(\mathbf{A})\}. \end{aligned}$$

1. Every vector in $\mathcal{N}(\mathbf{A})$ is also perpendicular to $\mathcal{C}(\mathbf{A}^\top)$ and vice versa.

Then we have the four fundamental spaces for any matrix $\mathbf{A} \in \mathbb{R}^{m \times n}$ with rank r :

- $\mathcal{C}(\mathbf{A})$: Column space of \mathbf{A} , i.e., linear combinations of columns with dimension r ;
- $\mathcal{N}(\mathbf{A})$: Null space of \mathbf{A} , i.e., all \mathbf{x} with $\mathbf{A}\mathbf{x} = \mathbf{0}$ with dimension $n - r$;
- $\mathcal{C}(\mathbf{A}^\top)$: Row space of \mathbf{A} , i.e., linear combinations of rows with dimension r ;
- $\mathcal{N}(\mathbf{A}^\top)$: Left null space of \mathbf{A} , i.e., all \mathbf{y} with $\mathbf{A}^\top\mathbf{y} = \mathbf{0}$ with dimension $m - r$,

where r is called the rank of the matrix. Further, $\mathcal{N}(\mathbf{A})$ is orthogonal complement to $\mathcal{C}(\mathbf{A}^\top)$, and $\mathcal{C}(\mathbf{A})$ is orthogonal complement to $\mathcal{N}(\mathbf{A}^\top)$. The proof can be found in Appendix B.

Definition 12 (Orthogonal Matrix) *A real matrix \mathbf{Q} is an orthogonal matrix if the inverse of \mathbf{Q} equals to the transpose of \mathbf{Q} , that is $\mathbf{Q}^{-1} = \mathbf{Q}^\top$ and $\mathbf{Q}\mathbf{Q}^\top = \mathbf{Q}^\top\mathbf{Q} = \mathbf{I}$. In another words, suppose $\mathbf{Q} = [\mathbf{q}_1, \mathbf{q}_2, \dots, \mathbf{q}_n]$ where $\mathbf{q}_i \in \mathbb{R}^n$ for all $i \in \{1, 2, \dots, n\}$, then $\mathbf{q}_i^\top\mathbf{q}_j = \delta(i, j)$ with $\delta(i, j)$ be the Kronecker delta function. If \mathbf{Q} contains only γ of these columns with $\gamma < n$, then $\mathbf{Q}^\top\mathbf{Q} = \mathbf{I}_\gamma$ stills holds with \mathbf{I}_γ being the $\gamma \times \gamma$ identity matrix. But $\mathbf{Q}\mathbf{Q}^\top = \mathbf{I}$ will not be true.*

2. LU Decomposition

Theorem 13 (LU Decomposition with Permutation) *Every nonsingular $n \times n$ square matrix \mathbf{A} can be factored as*

$$\mathbf{A} = \mathbf{P}\mathbf{L}\mathbf{U},$$

where \mathbf{P} is a permutation matrix, \mathbf{L} is an unit lower triangular matrix (i.e., lower triangular matrix with all 1's on the diagonal), and \mathbf{U} is a nonsingular upper triangular matrix.

Specifically, in some cases, we will not need the permutation matrix. This decomposition relies on the leading principle minors. We provide the definition which is important for the illustration.

Definition 14 (Principle Minors) *Let \mathbf{A} be an $n \times n$ matrix. A $k \times k$ submatrix of \mathbf{A} obtained by deleting any $n - k$ columns and the same $n - k$ rows from \mathbf{A} is called a k -th order **principle submatrix** of \mathbf{A} . The determinant of a $k \times k$ principle submatrix is called a k -th order **principle minor** of \mathbf{A} .*

Definition 15 (Leading Principle Minors) *Let \mathbf{A} be an $n \times n$ matrix. A $k \times k$ submatrix of \mathbf{A} obtained by deleting the **last** $n - k$ columns and the **last** $n - k$ rows from \mathbf{A} is called a k -th order **leading principle submatrix** of \mathbf{A} . The determinant of the $k \times k$ leading principle submatrix is called a k -th order **leading principle minor** of \mathbf{A} .*

Theorem 16 (LU Decomposition without Permutation) *Every $n \times n$ square matrix \mathbf{A} , if all the leading principal minors are nonzero, i.e., $\det(\mathbf{A}_{1:k,1:k}) \neq 0$, for all $k \in \{1, 2, \dots, n\}$, then \mathbf{A} can be factored as*

$$\mathbf{A} = \mathbf{L}\mathbf{U},$$

where \mathbf{L} is an unit lower triangular matrix (i.e. lower triangular matrix with all 1's on the diagonal), and \mathbf{U} is a nonsingular upper triangular matrix.

Specifically, this decomposition is unique.

We will discuss where does this decomposition come from in the next section. There are also generalizations of LU decomposition to non-square or singular matrices, such as rank revealing LU decomposition. Please refer to (Pan, 2000; Miranian and Gu, 2003; Dopico et al., 2006).

2.1 Existence of the LU Decomposition via Gaussian Elimination

Solving linear system equation $\mathbf{A}\mathbf{x} = \mathbf{b}$ is the basic problem in linear algebra. Gaussian elimination transforms a linear system into an upper triangular one by applying simple linear transformations on the left of the linear system. As a result, it is much easier to solve by backward substitution. For example, we write out the Gaussian elimination steps for a 4×4 matrix. For simplicity, we assume there is no row permutation. And in the following matrix, \boxtimes represents a value that is not necessarily zero, and **boldface** indicates the value has just been changed.

A Trivial Gaussian Elimination For a 4×4 Matrix

$$\begin{bmatrix} \boxtimes & \boxtimes & \boxtimes & \boxtimes \\ \boxtimes & \boxtimes & \boxtimes & \boxtimes \\ \boxtimes & \boxtimes & \boxtimes & \boxtimes \\ \boxtimes & \boxtimes & \boxtimes & \boxtimes \end{bmatrix} \xrightarrow{\mathbf{E}_1} \begin{bmatrix} \boxtimes & \boxtimes & \boxtimes & \boxtimes \\ \mathbf{0} & \boxtimes & \boxtimes & \boxtimes \\ \mathbf{0} & \boxtimes & \boxtimes & \boxtimes \\ \mathbf{0} & \boxtimes & \boxtimes & \boxtimes \end{bmatrix} \xrightarrow{\mathbf{E}_2} \begin{bmatrix} \boxtimes & \boxtimes & \boxtimes & \boxtimes \\ 0 & \boxtimes & \boxtimes & \boxtimes \\ 0 & \mathbf{0} & \boxtimes & \boxtimes \\ 0 & \mathbf{0} & \boxtimes & \boxtimes \end{bmatrix} \xrightarrow{\mathbf{E}_3} \begin{bmatrix} \boxtimes & \boxtimes & \boxtimes & \boxtimes \\ 0 & \boxtimes & \boxtimes & \boxtimes \\ 0 & 0 & \boxtimes & \boxtimes \\ 0 & 0 & \mathbf{0} & \boxtimes \end{bmatrix}, \tag{1}$$

$\mathbf{A} \qquad \mathbf{E}_1\mathbf{A} \qquad \mathbf{E}_2\mathbf{E}_1\mathbf{A} \qquad \mathbf{E}_3\mathbf{E}_2\mathbf{E}_1\mathbf{A}$

where $\mathbf{E}_1, \mathbf{E}_2, \mathbf{E}_3$ are lower triangular matrices. Specifically, Gaussian transformation matrices \mathbf{E}_i 's are unit lower triangular matrices with 1's on the diagonal. This can be explained that for each transformation \mathbf{E}_i , in each row k of \mathbf{A} , the transformation subtracts row k by multiple of row $1, 2, \dots, k-1$ to get zeros below diagonal. And never use row $k+1, k+2, \dots, n$.

For the transformation example above, at step 1, we multiply by \mathbf{E}_1 so that multiples of row 1 are subtracted from rows 2, 3, 4 and first entries of row 2, 3, 4 are set to zero. Similar situations for step 2 and step 3. By setting $\mathbf{L} = \mathbf{E}_1^{-1}\mathbf{E}_2^{-1}\mathbf{E}_3^{-1}$, we get $\mathbf{A} = \mathbf{L}\mathbf{U}$. Thus we obtain an LU decomposition for this 4×4 matrix \mathbf{A} .

Definition 17 (Pivot) *First nonzero in the row after each elimination step. For example, the red colored crosses in Equation 1 are pivots.*

But sometimes, it can happen that the value of A_{11} is zero. No E_1 can make the next elimination step successful. So we need to exchange the first row and the second row via a permutation matrix P_1 . This is called **pivoting**, or just **permutation**:

Gaussian Elimination With a Permutation In the Beginning

$$\begin{array}{c}
 \begin{bmatrix} 0 & \boxtimes & \boxtimes & \boxtimes \\ \boxtimes & \boxtimes & \boxtimes & \boxtimes \\ \boxtimes & \boxtimes & \boxtimes & \boxtimes \\ \boxtimes & \boxtimes & \boxtimes & \boxtimes \end{bmatrix} \xrightarrow{P_1} \begin{bmatrix} \boxtimes & \boxtimes & \boxtimes & \boxtimes \\ 0 & \boxtimes & \boxtimes & \boxtimes \\ \boxtimes & \boxtimes & \boxtimes & \boxtimes \\ \boxtimes & \boxtimes & \boxtimes & \boxtimes \end{bmatrix} \xrightarrow{E_1} \begin{bmatrix} \boxtimes & \boxtimes & \boxtimes & \boxtimes \\ 0 & \color{red}{\boxtimes} & \boxtimes & \boxtimes \\ 0 & \boxtimes & \boxtimes & \boxtimes \\ 0 & \boxtimes & \boxtimes & \boxtimes \end{bmatrix} \\
 \mathbf{A} \qquad \qquad \qquad \mathbf{P}_1 \mathbf{A} \qquad \qquad \qquad \mathbf{E}_1 \mathbf{P}_1 \mathbf{A} \\
 \\
 \begin{array}{c} \xrightarrow{E_2} \\ \begin{bmatrix} \boxtimes & \boxtimes & \boxtimes & \boxtimes \\ 0 & \color{red}{\boxtimes} & \boxtimes & \boxtimes \\ 0 & 0 & \color{red}{\boxtimes} & \boxtimes \\ 0 & 0 & \boxtimes & \boxtimes \end{bmatrix} \xrightarrow{E_3} \begin{bmatrix} \boxtimes & \boxtimes & \boxtimes & \boxtimes \\ 0 & \color{red}{\boxtimes} & \boxtimes & \boxtimes \\ 0 & 0 & \color{red}{\boxtimes} & \boxtimes \\ 0 & 0 & 0 & \color{red}{\boxtimes} \end{bmatrix} \\
 \mathbf{E}_2 \mathbf{E}_1 \mathbf{P}_1 \mathbf{A} \qquad \qquad \qquad \mathbf{E}_3 \mathbf{E}_2 \mathbf{E}_1 \mathbf{P}_1 \mathbf{A}
 \end{array}
 \end{array}$$

By setting $L = E_1^{-1}E_2^{-1}E_3^{-1}$ and $P = P_1^{-1}$, we get $A = PLU$. Thus we obtain a full LU decomposition for this 4×4 matrix A .

In some situations, other permutation matrices P_2, P_3, \dots will appear in between the lower triangular E_i 's. An example is shown as follows:

Gaussian Elimination With a Permutation In Between

$$\begin{array}{c}
 \begin{bmatrix} \boxtimes & \boxtimes & \boxtimes & \boxtimes \\ \boxtimes & \boxtimes & \boxtimes & \boxtimes \\ \boxtimes & \boxtimes & \boxtimes & \boxtimes \\ \boxtimes & \boxtimes & \boxtimes & \boxtimes \end{bmatrix} \xrightarrow{E_1} \begin{bmatrix} \boxtimes & \boxtimes & \boxtimes & \boxtimes \\ 0 & 0 & \boxtimes & \boxtimes \\ 0 & \boxtimes & \boxtimes & \boxtimes \\ 0 & \boxtimes & \boxtimes & \boxtimes \end{bmatrix} \xrightarrow{P_1} \begin{bmatrix} \boxtimes & \boxtimes & \boxtimes & \boxtimes \\ 0 & \color{red}{\boxtimes} & \boxtimes & \boxtimes \\ 0 & 0 & \color{red}{\boxtimes} & \boxtimes \\ 0 & \boxtimes & \boxtimes & \boxtimes \end{bmatrix} \xrightarrow{E_2} \begin{bmatrix} \boxtimes & \boxtimes & \boxtimes & \boxtimes \\ 0 & \color{red}{\boxtimes} & \boxtimes & \boxtimes \\ 0 & 0 & \color{red}{\boxtimes} & \boxtimes \\ 0 & 0 & 0 & \color{red}{\boxtimes} \end{bmatrix} \\
 \mathbf{A} \qquad \qquad \qquad \mathbf{E}_1 \mathbf{A} \qquad \qquad \qquad \mathbf{P}_1 \mathbf{E}_1 \mathbf{A} \qquad \qquad \qquad \mathbf{E}_2 \mathbf{P}_1 \mathbf{E}_1 \mathbf{A}
 \end{array}$$

In this case, we find $U = E_2 P_1 E_1 A$. In Section 2.3, we will show that it has the same form $A = PLU$.

This example can be extended to any $n \times n$ matrix if we assume there is no row permutation in the process. And we will have n such lower triangular transformations. The k -th transformation E_k introduces zeros below the diagonal in column k of A by subtracting multiples of row k from rows of $k+1, k+2, \dots, n$. Finally, we set $L = E_1^{-1}E_2^{-1} \dots E_n^{-1}$ to get $A = LU$.

The Gaussian elimination or Gaussian transformation shows the origin of LU decomposition. We then prove Theorem 16, i.e., LU decomposition without permutation by induction.

Proof [of Theorem 16: LU Decomposition without Permutation] We show by induction that every $n \times n$ square matrix A with nonzero leading principle minors has a decomposition $A = LU$. The 1×1 case is trivial by setting $L = 1, U = A$, thus, $A = LU$.

Suppose for any $k \times k$ matrix \mathbf{A}_k with all the leading principle minors are nonzero has an LU decomposition without permutation. If we prove any $(k + 1) \times (k + 1)$ matrix \mathbf{A}_{k+1} can also be factored as this LU decomposition without permutation, then we complete the proof.

For any $(k + 1) \times (k + 1)$ matrix \mathbf{A}_{k+1} , the k -th order leading principle submatrix of \mathbf{A}_{k+1} is \mathbf{A}_k with size $k \times k$. Then \mathbf{A}_k can be factored as $\mathbf{A}_k = \mathbf{L}_k \mathbf{U}_k$ with \mathbf{L}_k being an unit lower triangular matrix and \mathbf{U}_k being a nonsingular upper triangular matrix from the assumption. Write out \mathbf{A}_{k+1} as $\mathbf{A}_{k+1} = \begin{bmatrix} \mathbf{A}_k & \mathbf{b} \\ \mathbf{c}^\top & d \end{bmatrix}$. Then it can be factored as

$$\mathbf{A}_{k+1} = \begin{bmatrix} \mathbf{A}_k & \mathbf{b} \\ \mathbf{c}^\top & d \end{bmatrix} = \begin{bmatrix} \mathbf{L}_k & \mathbf{0} \\ \mathbf{x}^\top & 1 \end{bmatrix} \begin{bmatrix} \mathbf{U}_k & \mathbf{y} \\ \mathbf{0} & z \end{bmatrix} = \mathbf{L}_{k+1} \mathbf{U}_{k+1},$$

where $\mathbf{b} = \mathbf{L}_k \mathbf{y}$, $\mathbf{c}^\top = \mathbf{x}^\top \mathbf{U}_k$, $d = \mathbf{x}^\top \mathbf{y} + z$, $\mathbf{L}_{k+1} = \begin{bmatrix} \mathbf{L}_k & \mathbf{0} \\ \mathbf{x}^\top & 1 \end{bmatrix}$, and $\mathbf{U}_{k+1} = \begin{bmatrix} \mathbf{U}_k & \mathbf{y} \\ \mathbf{0} & z \end{bmatrix}$. From the assumption, \mathbf{L}_k and \mathbf{U}_k are nonsingular. Thus

$$\mathbf{y} = \mathbf{L}_k^{-1} \mathbf{b}, \quad \mathbf{x}^\top = \mathbf{c}^\top \mathbf{U}_k^{-1}, \quad z = d - \mathbf{x}^\top \mathbf{y}.$$

Since all the leading principle minors of \mathbf{A}_{k+1} are nonzero, we have $\det(\mathbf{A}_{k+1}) = \det(\mathbf{A}_k) \cdot \det(d - \mathbf{c}^\top \mathbf{A}_k^{-1} \mathbf{b}) = \det(\mathbf{A}_k) \cdot (d - \mathbf{c}^\top \mathbf{A}_k^{-1} \mathbf{b}) \neq 0$, where $d - \mathbf{c}^\top \mathbf{A}_k^{-1} \mathbf{b}$ is a scalar. As $\det(\mathbf{A}_k) \neq 0$ from the assumption, we obtain $d - \mathbf{c}^\top \mathbf{A}_k^{-1} \mathbf{b} \neq 0$. Substitute $\mathbf{b} = \mathbf{L}_k \mathbf{y}$ and $\mathbf{c}^\top = \mathbf{x}^\top \mathbf{U}_k$ into the formula, we have $d - \mathbf{x}^\top \mathbf{U}_k \mathbf{A}_k^{-1} \mathbf{L}_k \mathbf{y} = d - \mathbf{x}^\top \mathbf{U}_k (\mathbf{L}_k \mathbf{U}_k)^{-1} \mathbf{L}_k \mathbf{y} = d - \mathbf{x}^\top \mathbf{y} \neq 0$ which is exactly the form of $z \neq 0$. Thus we find \mathbf{L}_{k+1} with all the values on the diagonal being 1, and \mathbf{U}_{k+1} with all the values on the diagonal being nonzero which means \mathbf{L}_{k+1} and \mathbf{U}_{k+1} are nonsingular³. We complete the proof. \blacksquare

If no permutation involves, the LU decomposition is unique.

Corollary 18 (Uniqueness of LU Decomposition without Permutation) *Every $n \times n$ square matrix \mathbf{A} with nonzero leaning principal minors. Then, LU decomposition is unique.*

Proof [of Corollary 18] Suppose the LU decomposition is not unique, then we can find two decompositions such that $\mathbf{A} = \mathbf{L}_1 \mathbf{U}_1 = \mathbf{L}_2 \mathbf{U}_2$ which implies $\mathbf{L}_2^{-1} \mathbf{L}_1 = \mathbf{U}_2 \mathbf{U}_1^{-1}$. The left of the equation is an unit lower triangular matrix and the right of the equation is an upper triangular matrix. The equality implies that both sides are identity such that $\mathbf{L}_1 = \mathbf{L}_2$ and $\mathbf{U}_1 = \mathbf{U}_2$ and this leads to a contradiction. \blacksquare

In the proof of Theorem 16, we have shown that the diagonal of the upper triangular matrix are all nonzero if the leading principal minors of \mathbf{A} are all nonzero. We then can

2. By the fact that if matrix \mathbf{M} has a block formulation: $\mathbf{M} = \begin{bmatrix} \mathbf{A} & \mathbf{B} \\ \mathbf{C} & \mathbf{D} \end{bmatrix}$, then $\det(\mathbf{M}) = \det(\mathbf{A}) \det(\mathbf{D} - \mathbf{C} \mathbf{A}^{-1} \mathbf{B})$.
3. A triangular matrix (upper or lower) is invertible if and only if all the entries on its main diagonal are nonzero.

formulate this decomposition in another form if we divide each row of \mathbf{U} by each diagonal value of \mathbf{U} . This is called the LDU decomposition.

Corollary 19 (LDU Decomposition) *Every $n \times n$ square matrix \mathbf{A} , if all the leading principal minors are nonzero, i.e., $\det(\mathbf{A}_{1:k,1:k}) \neq 0$, for all $k \in \{1, 2, \dots, n\}$, then \mathbf{A} can be **uniquely** factored as*

$$\mathbf{A} = \mathbf{LDU},$$

where \mathbf{L} is an unit lower triangular matrix, \mathbf{U} is an **unit** upper triangular matrix, and \mathbf{D} is a diagonal matrix.

The proof is trivial that for LU decomposition of $\mathbf{A} = \mathbf{LR}$, we can find a diagonal matrix $\mathbf{D} = \text{diag}(\mathbf{R}_{11}, \mathbf{R}_{22}, \dots, \mathbf{R}_{nn})$ such that $\mathbf{D}^{-1}\mathbf{R} = \mathbf{U}$ is an unit upper triangular matrix. And the uniqueness comes from the uniqueness of the LU decomposition

In Theorem 16, we require that the matrix \mathbf{A} has nonzero leading principle minors. However, this is not necessarily. Even when the leading principle minors are zero, nonsingular matrices still have an LU decomposition, but with an additional permutation. The proof is still from induction.

Proof [of Theorem 13: LU Decomposition with Permutation] We note that any 1×1 nonsingular matrix has a full LU decomposition $A = PLU$ by simply setting $P = 1$, $L = 1$, $U = A$. We will show that if every $(n - 1) \times (n - 1)$ nonsingular matrix has a full LU decomposition, then this is also true for every $n \times n$ nonsingular matrix. By induction, we prove that every nonsingular matrix has a full LU decomposition.

We will formulate the proof in the following order. **If \mathbf{A} is nonsingular, then its row permuted matrix \mathbf{B} is also nonsingular.** And Schur complement of \mathbf{B}_{11} in \mathbf{B} is also nonsingular. Finally, we formulate the decomposition of \mathbf{A} by \mathbf{B} from this property.

At least one element in the first column of \mathbf{A} must be nonzero otherwise \mathbf{A} will be singular. We can then apply a row permutation that makes the element in entry $(1, 1)$ is nonzero. That is, there exists a permutation \mathbf{P}_1 such that $\mathbf{B} = \mathbf{P}_1\mathbf{A}$ in which case $\mathbf{B}_{11} \neq 0$. Since \mathbf{A} and \mathbf{P}_1 are both nonsingular and the product of nonsingular matrices is also nonsingular, \mathbf{B} is also nonsingular.

Now consider the Schur complement of \mathbf{B}_{11} in \mathbf{B} with size $(n - 1) \times (n - 1)$

$$\bar{\mathbf{B}} = \mathbf{B}_{2:n,2:n} - \frac{1}{\mathbf{B}_{11}}\mathbf{B}_{2:n,1}\mathbf{B}_{1,2:n}.$$

Suppose there is an $(n - 1)$ -vector \mathbf{x} satisfies

$$\bar{\mathbf{B}}\mathbf{x} = 0. \tag{2}$$

Then \mathbf{x} and $\mathbf{y} = -\frac{1}{\mathbf{B}_{11}}\mathbf{B}_{1,2:n}\mathbf{x}$ satisfy

$$\mathbf{B} \begin{bmatrix} \mathbf{x} \\ \mathbf{y} \end{bmatrix} = \begin{bmatrix} \mathbf{B}_{11} & \mathbf{B}_{1,2:n} \\ \mathbf{B}_{2:n,1} & \mathbf{B}_{2:n,2:n} \end{bmatrix} \begin{bmatrix} \mathbf{x} \\ \mathbf{y} \end{bmatrix} = \begin{bmatrix} \mathbf{0} \\ \mathbf{0} \end{bmatrix}.$$

Since \mathbf{B} is nonsingular, \mathbf{x} and y must be zero. Hence, Equation 2 holds only if $\mathbf{x} = \mathbf{0}$ which means that $\bar{\mathbf{B}}$ is nonsingular with size $(n-1) \times (n-1)$.

By the induction assumption that any $(n-1) \times (n-1)$ nonsingular matrix can be factorized as the full LU decomposition form

$$\bar{\mathbf{B}} = \mathbf{P}_2 \mathbf{L}_2 \mathbf{U}_2.$$

We then factor \mathbf{A} as

$$\begin{aligned} \mathbf{A} &= \mathbf{P}_1^\top \begin{bmatrix} \mathbf{B}_{11} & \mathbf{B}_{1,2:n} \\ \mathbf{B}_{2:n,1} & \mathbf{B}_{2:n,2:n} \end{bmatrix} \\ &= \mathbf{P}_1^\top \begin{bmatrix} 1 & 0 \\ 0 & \mathbf{P}_2 \end{bmatrix} \begin{bmatrix} \mathbf{B}_{11} & \mathbf{B}_{1,2:n} \\ \mathbf{P}_2^\top \mathbf{B}_{2:n,1} & \mathbf{P}_2^\top \mathbf{B}_{2:n,2:n} \end{bmatrix} \\ &= \mathbf{P}_1^\top \begin{bmatrix} 1 & 0 \\ 0 & \mathbf{P}_2 \end{bmatrix} \begin{bmatrix} \mathbf{B}_{11} & \mathbf{B}_{1,2:n} \\ \mathbf{P}_2^\top \mathbf{B}_{2:n,1} & \mathbf{L}_2 \mathbf{U}_2 + \mathbf{P}_2^\top \frac{1}{\mathbf{B}_{11}} \mathbf{B}_{2:n,1} \mathbf{B}_{1,2:n} \end{bmatrix} \\ &= \mathbf{P}_1^\top \begin{bmatrix} 1 & 0 \\ 0 & \mathbf{P}_2 \end{bmatrix} \begin{bmatrix} 1 & 0 \\ \frac{1}{\mathbf{B}_{11}} \mathbf{P}_2^\top \mathbf{B}_{2:n,1} & \mathbf{L}_2 \end{bmatrix} \begin{bmatrix} \mathbf{B}_{11} & \mathbf{B}_{1,2:n} \\ \mathbf{0} & \mathbf{U}_2 \end{bmatrix} \end{aligned}$$

We factor $\mathbf{A} = \mathbf{PLU}$ by defining

$$\mathbf{P} = \mathbf{P}_1^\top \begin{bmatrix} 1 & 0 \\ 0 & \mathbf{P}_2 \end{bmatrix}, \quad \mathbf{L} = \begin{bmatrix} 1 & 0 \\ \frac{1}{\mathbf{B}_{11}} \mathbf{P}_2^\top \mathbf{B}_{2:n,1} & \mathbf{L}_2 \end{bmatrix}, \quad \mathbf{U} = \begin{bmatrix} \mathbf{B}_{11} & \mathbf{B}_{1,2:n} \\ \mathbf{0} & \mathbf{U}_2 \end{bmatrix},$$

which completes the proof. We will formulate this process in Algorithm 2. ■

2.2 Computing the LU Decomposition without Pivoting

As a start, we stay with the most frequent and easy case without involving row exchanges

$$\mathbf{A} = \mathbf{LU},$$

where \mathbf{L} is the unit lower triangular matrix and \mathbf{U} is the nonsingular upper triangular matrix. We refer to this decomposition as the LU decomposition without pivoting (or without permutations).

Again, we define $\mathbf{A}_{i,j,m:n}$ to be the $(j-i+1) \times (n-m+1)$ submatrix of \mathbf{A} with rows $i, i+1, \dots, j$ and columns $m, m+1, \dots, n$ of \mathbf{A} . And simply, \mathbf{A}_{ij} to be the (i, j) entry of \mathbf{A} .

Assume \mathbf{A} has the form $\mathbf{A} = \mathbf{LU}$ of LU decomposition. We will see, [this is equivalent to assuming \$\mathbf{A}_{11}\$ is not zero](#), and this is equivalent to the assumption of leading principle minors are nonzero.

From the property of lower triangular matrix and upper triangular we have

$$\mathbf{A} = \begin{bmatrix} \mathbf{A}_{11} & \mathbf{A}_{1,2:n} \\ \mathbf{A}_{2:n,1} & \mathbf{A}_{2:n,2:n} \end{bmatrix} = \begin{bmatrix} 1 & 0 \\ \mathbf{L}_{2:n,1} & \mathbf{L}_{2:n,2:n} \end{bmatrix} \begin{bmatrix} \mathbf{U}_{11} & \mathbf{U}_{1,2:n} \\ 0 & \mathbf{U}_{2:n,2:n} \end{bmatrix}.$$

Working out the product on the right-hand side in the above equation, we get

$$\mathbf{A} = \begin{bmatrix} \mathbf{A}_{11} & \mathbf{A}_{1,2:n} \\ \mathbf{A}_{2:n,1} & \mathbf{A}_{2:n,2:n} \end{bmatrix} = \begin{bmatrix} \mathbf{U}_{11} & \mathbf{U}_{1,2:n} \\ \mathbf{U}_{11}\mathbf{L}_{2:n,1} & \mathbf{L}_{2:n,1}\mathbf{U}_{1,2:n} + \mathbf{L}_{2:n,2:n}\mathbf{U}_{2:n,2:n} \end{bmatrix}.$$

which helps us get the values of \mathbf{L} and \mathbf{U}

$$\mathbf{U}_{11} = \mathbf{A}_{11}, \quad \mathbf{U}_{1,2:n} = \mathbf{A}_{1,2:n}, \quad \text{i.e.,} \quad \mathbf{U}_{1,1:n} = \mathbf{A}_{1,1:n}$$

$$\mathbf{L}_{2:n,1} = \frac{1}{\mathbf{A}_{11}}\mathbf{A}_{2:n,1},$$

and

$$\mathbf{L}_{2:n,2:n}\mathbf{U}_{2:n,2:n} = \mathbf{A}_{2:n,2:n} - \mathbf{L}_{2:n,1}\mathbf{U}_{1,2:n} = \mathbf{A}_{2:n,2:n} - \frac{1}{\mathbf{A}_{11}}\mathbf{A}_{2:n,1}\mathbf{A}_{1,2:n}.$$

As $\mathbf{L}_{2:n,2:n}$ is also a unit lower triangular matrix and $\mathbf{U}_{2:n,2:n}$ is a nonsingular upper triangular matrix both of which with size $(n-1) \times (n-1)$ by definition. Let $\mathbf{A}_2 = \mathbf{A}_{2:n,2:n} - \frac{1}{\mathbf{A}_{11}}\mathbf{A}_{2:n,1}\mathbf{A}_{1,2:n}$. So we can calculate $\mathbf{L}_{2:n,2:n}$ and $\mathbf{U}_{2:n,2:n}$ by factoring \mathbf{A}_2 as

$$\mathbf{A}_2 = \mathbf{L}_{2:n,2:n}\mathbf{U}_{2:n,2:n},$$

which is an LU decomposition of size $(n-1) \times (n-1)$. This suggests a recursive algorithm: to factorize a matrix of size $n \times n$, we calculate the first column of \mathbf{L} (whose first row can be calculated implicitly) and the first row of \mathbf{U} (whose first column can be calculated implicitly) leaving the other $n-1$ columns and $n-1$ rows of them to the next round. Continuing recursively, we arrive at a decomposition of a 1×1 matrix.

A word on the leading principle minors: in this process, we only assume the element in entry $(1, 1)$ of \mathbf{A} , \mathbf{A}_2 , \mathbf{A}_3 , \dots , \mathbf{A}_n is nonzero. This is actually the same assumption as the leading principle minors of \mathbf{A} are all nonzero.

Algorithm 1 LU Decomposition Without Pivoting

Require: matrix \mathbf{A} is nonsingular and square with size $n \times n$;

- 1: Calculate the first row of \mathbf{U} : $\mathbf{U}_{1,1:n} = \mathbf{A}_{1,1:n}$, (0 flops);
 - 2: Calculate the first column of \mathbf{L} : $\mathbf{L}_{11} = 1$ and $\mathbf{L}_{2:n,1} = \frac{1}{\mathbf{A}_{11}}\mathbf{A}_{2:n,1}$, $((n-1)$ flops);
 - 3: Calculate the LU decomposition $\mathbf{A}_2 = \mathbf{A}_{2:n,2:n} - \frac{1}{\mathbf{A}_{11}}\mathbf{A}_{2:n,1}\mathbf{A}_{1,2:n} = \mathbf{L}_{2:n,2:n}\mathbf{U}_{2:n,2:n}$, $(2(n-1)^2$ flops).
-

Schur Complement: Assume \mathbf{A}_{11} is not zero, then $\mathbf{A}_2 = \mathbf{A}_{2:n,2:n} - \frac{1}{\mathbf{A}_{11}}\mathbf{A}_{2:n,1}\mathbf{A}_{1,2:n}$ is called the Schur complement of \mathbf{A}_{11} in \mathbf{A} . More details about Schur complement can refer to Appendix E.

Operation Count: The LU decomposition algorithm without pivoting is the first algorithm we have presented in this survey. It is important to assess its cost. To do so, we follow the classical route and count the number of floating point operations - flops - that the algorithm requires. Each addition, subtraction, multiplication, division, and square root counts as one flop. Note that we have the convention that an assignment operation does not count as one flop.

Theorem 20 *Algorithm 1 requires $\sim (2/3)n^3$ flops to compute an LU decomposition of an $n \times n$ matrix. Note that the theorem expresses only the leading term of the flop count. And the symbol " \sim " has the usual asymptotic meaning*

$$\lim_{n \rightarrow +\infty} \frac{\text{number of flops}}{(2/3)n^3} = 1.$$

Proof [of Theorem 20] The step 1 in Algorithm 1 costs 0 flops and step 2 involves $(n - 1)$ divisions.

In step 3, we can compute $\frac{1}{\mathbf{A}_{11}}\mathbf{A}_{2:n,1}$ firstly which costs 0 flops as it has been calculated in step 2 and the outer product with $\mathbf{A}_{1,2:n}$ costs $(n - 1)^2$ multiplications/flops. So the computation of $\frac{1}{\mathbf{A}_{11}}\mathbf{A}_{2:n,1}\mathbf{A}_{1,2:n}$ involves $(n - 1)^2$ multiplications. If we compute $\mathbf{A}_{2:n,1}\mathbf{A}_{1,2:n}$ firstly, then the costs of $\frac{1}{\mathbf{A}_{11}}\mathbf{A}_{2:n,1}\mathbf{A}_{1,2:n}$ is $2(n - 1)^2$ totally. So we choose the first way to do the calculation. Furthermore, The subtraction of the two matrix costs $(n - 1)^2$ flops. So the cost of step 3 is $2(n - 1)^2$ flops in total.

It can be shown that the costs of the final loop is $2n^2 - 3n + 1$ flops. Let $f(n) = 2n^2 - 3n + 1$, the final cost can then be calculated by $f(n) + f(n - 1) + \dots + f(1)$. Simple calculation⁴ can show that the complexity is $(2/3)n^3 - (1/2)n^2 - (1/6)n$ flops, or $(2/3)n^3$ flops if we keep only the leading term. \blacksquare

2.3 Computing the LU Decomposition with Pivoting

We extend Algorithm 1 to the full LU decomposition with $\mathbf{A} = \mathbf{PLU}$. We note that we assume \mathbf{A}_{11} is nonzero in Algorithm 1. This is not necessary true. We will avoid this assumption by permutation matrix. The following algorithm is just formulated from the proof of Theorem 13.

Algorithm 2 LU Decomposition With Pivoting

Require: matrix \mathbf{A} is nonsingular and square with size $n \times n$;

- 1: Choose permutation matrix \mathbf{P}_1 such that $\mathbf{B} = \mathbf{P}_1\mathbf{A}$ and $\mathbf{B}_{11} \neq 0$, (0 flops);
- 2: Calculate the $\bar{\mathbf{B}}$ for next round: $\bar{\mathbf{B}} = \mathbf{B}_{2:n,2:n} - \frac{1}{\mathbf{B}_{11}}\mathbf{B}_{2:n,1}\mathbf{B}_{1,2:n} = \mathbf{P}_2\mathbf{L}_2\mathbf{U}_2$, $(2(n - 1)^2 + (n - 1)$ flops);
- 3: Calculate the full LU decomposition of $\mathbf{A} = \mathbf{PLU}$ with

$$\mathbf{P} = \mathbf{P}_1^\top \begin{bmatrix} 1 & 0 \\ 0 & \mathbf{P}_2 \end{bmatrix}, \quad \mathbf{L} = \begin{bmatrix} 1 & 0 \\ \frac{1}{\mathbf{B}_{11}}\mathbf{P}_2^\top\mathbf{B}_{2:n,1} & \mathbf{L}_2 \end{bmatrix}, \quad \mathbf{U} = \begin{bmatrix} \mathbf{B}_{11} & \mathbf{B}_{1,2:n} \\ \mathbf{0} & \mathbf{U}_2 \end{bmatrix}$$

$(n - 1)$ flops).

Theorem 21 *Algorithm 2 requires $\sim (2/3)n^3$ flops to compute a full LU decomposition of an $n \times n$ nonsingular matrix.*

4. By the fact that $1^2 + 2^2 + \dots + n^2 = \frac{2n^3 + 3n^2 + n}{6}$ and $1 + 2 + \dots + n = \frac{n(n+1)}{2}$.

Proof [of Theorem 21] The step 1 costs 0 flops and step 2 involves $(n - 1)^2$ multiplications and $(n - 1)^2 + (n - 1)$ divisions which costs $2(n - 1)^2 + (n - 1)$ flops as shown in the proof of Theorem 20.

The computation of step 3 results from $\frac{1}{B_{11}}P_2^\top B_{2:n,1}$ which costs $n - 1$ flops as the permutation does not count.

So it costs $(2n^2 - 2n)$ flops in the final loop. Simple calculation can show that the complexity is $(2/3)n^3 - (2/3)n$ flops, or $(2/3)n^3$ flops if we keep only the leading term. ■

2.4 Application: Linear System by LU Decomposition

Solving linear equation by LU decomposition. Given a set of linear equations $\mathbf{Ax} = \mathbf{b}$ with \mathbf{A} of size $n \times n$ and nonsingular.

Algorithm 3 Solving Linear Equations by LU Decomposition

Require: matrix \mathbf{A} is nonsingular and square with size $n \times n$, solve $\mathbf{Ax} = \mathbf{b}$;

- 1: LU Decomposition: factor \mathbf{A} as $\mathbf{A} = \mathbf{PLU}$, $((2/3)n^3$ flops);
 - 2: Permutation: $\mathbf{w} = \mathbf{P}^\top \mathbf{b}$, (0 flops);
 - 3: Forward substitution: solve $\mathbf{Lv} = \mathbf{w}$, $(1 + 3 + \dots + (2n - 1) = n^2$ flops);
 - 4: Backward substitution: solve $\mathbf{Ux} = \mathbf{v}$, $(1 + 3 + \dots + (2n - 1) = n^2$ flops).
-

The complexity of the decomposition step is $(2/3)n^3$ flops, the backward and forward substitution steps both cost $1 + 3 + \dots + (2n - 1) = n^2$ flops. Thus the total cost for computing the linear system via LU factorization is $(2/3)n^3 + 2n^2$ flops. If we keep only the leading term, the Algorithm 3 costs $(2/3)n^3$ flops where the most cost comes from the LU decomposition.

2.5 Application: Computing Inverse of Nonsingular Matrix

By Theorem 13, for any nonsingular matrix $\mathbf{A} \in \mathbb{R}^{n \times n}$, we have a full LU factorization $\mathbf{A} = \mathbf{PLU}$. Then the inverse can be computed by solving the matrix equation

$$\mathbf{AX} = \mathbf{I},$$

which contains n linear systems computation: $\mathbf{Ax}_i = \mathbf{e}_i$ for all $i \in \{1, 2, \dots, n\}$ where \mathbf{x}_i is the i -th column of \mathbf{X} and \mathbf{e}_i is the i -th column of \mathbf{I} (i.e., the i -th unit vector).

Theorem 22 (Inverse of Nonsingular Matrix by Linear System) *Computing the inverse of a nonsingular matrix $\mathbf{A} \in \mathbb{R}^{n \times n}$ by n linear systems needs $\sim (2/3)n^3 + n(2n^2) = (8/3)n^3$ flops where $(2/3)n^3$ comes from the computation of LU decomposition.*

The proof is trivial by using Algorithm 3.

However, the complexity can be reduced by taking the advantage of the structures of \mathbf{U} , \mathbf{L} . We find that the inverse of the nonsingular matrix is $\mathbf{A}^{-1} = \mathbf{U}^{-1}\mathbf{L}^{-1}\mathbf{P}^{-1} = \mathbf{U}^{-1}\mathbf{L}^{-1}\mathbf{P}^T$.

Theorem 23 (Inverse of Nonsingular Matrix by LU Factorization) *Computing the inverse of a nonsingular matrix $\mathbf{A} \in \mathbb{R}^{n \times n}$ by $\mathbf{A}^{-1} = \mathbf{U}^{-1}\mathbf{L}^{-1}\mathbf{P}^T$ needs $\sim (2/3)n^3 + (4/3)n^3 = 2n^3$ flops.*

Proof [of Theorem 23] We notice the computation of $\mathbf{U}^{-1}\mathbf{L}^{-1}\mathbf{P}^T$ comes from $\mathbf{Y} = \mathbf{U}^{-1}\mathbf{L}^{-1}$. And \mathbf{U}^{-1} is an upper triangular, \mathbf{L}^{-1} is an unit lower triangular matrix. Suppose

$$\mathbf{U}^{-1} = \mathbf{Z} = \begin{bmatrix} -z_1^\top & - \\ -z_2^\top & - \\ \vdots & \\ -z_n^\top & - \end{bmatrix} \quad \text{and} \quad \mathbf{U} = [\mathbf{u}_1, \mathbf{u}_2, \dots, \mathbf{u}_n],$$

are the row partitions and column partitions of \mathbf{U}^{-1} and \mathbf{U} respectively. Since both \mathbf{Z} and \mathbf{U} are upper triangular matrices. Thus we have

$$\mathbf{I} = \begin{bmatrix} z_1^\top \mathbf{u}_1 = 1 & z_1^\top \mathbf{u}_2 = 0 & z_1^\top \mathbf{u}_3 = 0 & z_1^\top \mathbf{u}_4 = 0 & \cdots & z_1^\top \mathbf{u}_n = 0 \\ z_2^\top \mathbf{u}_1 = 0 & z_2^\top \mathbf{u}_2 = 1 & z_2^\top \mathbf{u}_3 = 0 & z_2^\top \mathbf{u}_4 = 0 & \cdots & z_2^\top \mathbf{u}_n = 0 \\ z_3^\top \mathbf{u}_1 = 0 & z_3^\top \mathbf{u}_2 = 0 & z_3^\top \mathbf{u}_3 = 1 & z_3^\top \mathbf{u}_4 = 0 & \cdots & z_3^\top \mathbf{u}_n = 0 \\ z_4^\top \mathbf{u}_1 = 0 & z_4^\top \mathbf{u}_2 = 0 & z_4^\top \mathbf{u}_3 = 0 & z_4^\top \mathbf{u}_4 = 1 & \cdots & z_4^\top \mathbf{u}_n = 0 \\ \vdots & \vdots & \vdots & \vdots & \cdots & \vdots \\ z_n^\top \mathbf{u}_1 = 0 & z_n^\top \mathbf{u}_2 = 0 & z_n^\top \mathbf{u}_3 = 0 & z_n^\top \mathbf{u}_4 = 0 & \cdots & z_n^\top \mathbf{u}_n = 1 \end{bmatrix}.$$

By $z_1^\top \mathbf{u}_1 = 1$, we can compute the first component of z_1 with 1 flops; By $z_1^\top \mathbf{u}_2 = 0$, we can compute the second component of z_1 with 3 flops as the first component is already calculated; \dots . Then we list the complexity of each inner product in a matrix:

$$\text{cost} = \begin{bmatrix} z_1^\top \mathbf{u}_1 = 1 & z_1^\top \mathbf{u}_2 = 3 & z_1^\top \mathbf{u}_3 = 5 & z_1^\top \mathbf{u}_4 = 7 & \cdots & z_1^\top \mathbf{u}_n = 2n - 1 \\ 0 & z_2^\top \mathbf{u}_2 = 1 & z_2^\top \mathbf{u}_3 = 3 & z_2^\top \mathbf{u}_4 = 5 & \cdots & z_2^\top \mathbf{u}_n = 2n - 3 \\ 0 & 0 & z_3^\top \mathbf{u}_3 = 1 & z_3^\top \mathbf{u}_4 = 3 & \cdots & z_3^\top \mathbf{u}_n = 2n - 5 \\ 0 & 0 & 0 & z_4^\top \mathbf{u}_4 = 1 & \cdots & z_4^\top \mathbf{u}_n = 2n - 7 \\ \vdots & \vdots & \vdots & \vdots & \cdots & \vdots \\ 0 & 0 & 0 & 0 & \cdots & z_n^\top \mathbf{u}_n = 1 \end{bmatrix} = \begin{bmatrix} n^2 \\ (n-1)^2 \\ (n-2)^2 \\ (n-3)^2 \\ \vdots \\ 1 \end{bmatrix},$$

which is a sum of n set of arithmetic sequence and the sum of each sequence is shown in the last equality above. Thus the total cost is $\boxed{\frac{2n^3+3n^2+n}{6}}$ flops. Similarly, \mathbf{L}^{-1} also costs

$$\boxed{\frac{2n^3+3n^2+n}{6}} \text{ flops.}$$

A moment of reflexion on the multiplication of $\mathbf{Y} = \mathbf{U}^{-1}\mathbf{L}^{-1}$ would reveal that:

- The entry (1,1) of \mathbf{Y}_{11} involves a computation of a inner product with n -dimension which takes $2n - 1$ flops (i.e., n multiplications and $n - 1$ additions).
- The entry (1,2) of \mathbf{Y}_{12} involves a computation of an inner product with $(n - 1)$ -dimension which takes $2n - 3$ flops.

- The process can go on, we write the flops in a $n \times n$ matrix with each entry meaning the number of flops:

$$\text{costs of } \mathbf{Y} = \mathbf{U}^{-1}\mathbf{L}^{-1} = \begin{bmatrix} \{2n-1 & 2n-3 & 2n-5 & 2n-7 & \cdots & 1\} \\ \underbrace{2n-3} & \{2n-3 & 2n-5 & 2n-7 & \cdots & 1\} \\ 2n-5 & \underbrace{2n-5} & \{2n-5 & 2n-7 & \cdots & 1\} \\ 2n-7 & 2n-7 & \underbrace{2n-7} & \{2n-7 & \cdots & 1\} \\ \vdots & \vdots & \vdots & \vdots & \cdots & \vdots \\ \underbrace{1} & \underbrace{1} & \underbrace{1} & \underbrace{1} & \vdots & 1 \end{bmatrix},$$

which is a symmetric matrix and the total complexity can be calculated by the sum of several arithmetic sequences where each sequence is denoted in a different color. And each arithmetic sequence is denoted by a brace in the above matrix. Simple calculation will show the complexity is $\boxed{(2/3)n^3 + (1/3)n}$.

As a result, the total cost is then $(2/3)n^3 + (1/3)n^3 + (1/3)n^3 + (2/3)n^3 = 2n^3$ flops if we keep only the leading term, where the first $(2/3)n^3$ comes from the computation of LU decomposition. ■

2.6 Application: Computing Determinant via the LU Decomposition

We can find the determinant easily by using LU decomposition. If $\mathbf{A} = \mathbf{LU}$, then $\det(\mathbf{A}) = \det(\mathbf{LU}) = \det(\mathbf{L}) \det(\mathbf{U}) = U_{11}U_{22} \cdots U_{nn}$ ⁵.

Further, for LU decomposition with permutation $\mathbf{A} = \mathbf{PLU}$, $\det(\mathbf{A}) = \det(\mathbf{PLU}) = \det(\mathbf{P})U_{11}U_{22} \cdots U_{nn}$. The determinant of a permutation matrix is either 1 or -1 , because after changing rows around (which changes the sign of the determinant⁶) a permutation matrix becomes identity matrix \mathbf{I} , whose determinant is one.

2.7 Partial Pivoting*

In practice, it is desirable to pivot even when it is not necessary. It is common to pick the largest entry to be the pivot. This is known as **partial pivoting**. For example,

5. The determinant of a lower triangular matrix (or an upper triangular matrix) is the product of the diagonal entries.

6. The determinant changes sign when two rows are exchanged (sign reversal).

Partial Pivoting For a 4×4 Matrix

$$\begin{array}{c}
 \begin{bmatrix} \boxtimes & \boxtimes & \boxtimes & \boxtimes \\ \boxtimes & \boxtimes & \boxtimes & \boxtimes \\ \boxtimes & \boxtimes & \boxtimes & \boxtimes \\ \boxtimes & \boxtimes & \boxtimes & \boxtimes \end{bmatrix} \\
 \mathbf{A}
 \end{array}
 \xrightarrow{\mathbf{E}_1}
 \begin{array}{c}
 \begin{bmatrix} \boxtimes & \boxtimes & \boxtimes & \boxtimes \\ 0 & \mathbf{2} & \boxtimes & \boxtimes \\ 0 & \mathbf{5} & \boxtimes & \boxtimes \\ 0 & \mathbf{7} & \boxtimes & \boxtimes \end{bmatrix} \\
 \mathbf{E}_1 \mathbf{A}
 \end{array}
 \xrightarrow{\mathbf{P}_1}
 \begin{array}{c}
 \begin{bmatrix} \boxtimes & \boxtimes & \boxtimes & \boxtimes \\ 0 & \mathbf{7} & \boxtimes & \boxtimes \\ 0 & 5 & \boxtimes & \boxtimes \\ 0 & \mathbf{2} & \boxtimes & \boxtimes \end{bmatrix} \\
 \mathbf{P}_1 \mathbf{E}_1 \mathbf{A}
 \end{array}
 \xrightarrow{\mathbf{E}_2}
 \begin{array}{c}
 \begin{bmatrix} \boxtimes & \boxtimes & \boxtimes & \boxtimes \\ 0 & 7 & \boxtimes & \boxtimes \\ 0 & \mathbf{0} & \boxtimes & \boxtimes \\ 0 & \mathbf{0} & \mathbf{0} & \boxtimes \end{bmatrix} \\
 \mathbf{E}_2 \mathbf{P}_1 \mathbf{E}_1 \mathbf{A}
 \end{array}
 \end{array}
 \tag{3}$$

in which case, we pick 7 as the pivot after transformation by \mathbf{E}_1 even when it is not necessary.

3. Cholesky Decomposition

Theorem 24 (Cholesky Decomposition) *Every positive definite matrix $\mathbf{A} \in \mathbb{R}^{n \times n}$ can be factored as*

$$\mathbf{A} = \mathbf{R}^\top \mathbf{R},$$

where \mathbf{R} is an upper triangular matrix with positive diagonal elements. This decomposition is known as **Cholesky decomposition** of \mathbf{A} . \mathbf{R} is known as the **Cholesky factor** or **Cholesky triangle** of \mathbf{A} .

3.1 Existence of the Cholesky Decomposition

Before showing the existence of Cholesky decomposition, we need the following definitions and lemmas.

Definition 25 (Positive Definite and Positive Semidefinite) *A matrix $\mathbf{A} \in \mathbb{R}^{n \times n}$ is positive definite if $\mathbf{x}^\top \mathbf{A} \mathbf{x} > 0$ for all nonzero $\mathbf{x} \in \mathbb{R}^n$. And a matrix $\mathbf{A} \in \mathbb{R}^{n \times n}$ is positive semidefinite if $\mathbf{x}^\top \mathbf{A} \mathbf{x} \geq 0$ for all $\mathbf{x} \in \mathbb{R}^n$.*

Lemma 26 (Positive Diagonals of Positive Definite Matrices) *The diagonal elements of a positive definite matrix \mathbf{A} are all positive.*

Proof [of Lemma 26] From the definition of positive definite matrix, we have $\mathbf{x}^\top \mathbf{A} \mathbf{x} > 0$ for all nonzero \mathbf{x} . In particular, let $\mathbf{x} = \mathbf{e}_i$ where \mathbf{e}_i is the i -th unit vector with the i -th entry equal to 1 and other entries equal to 0. Then,

$$\mathbf{e}_i^\top \mathbf{A} \mathbf{e}_i = \mathbf{A}_{ii} > 0, \quad \forall i \in \{1, 2, \dots, n\}.$$

■

Lemma 27 (Schur Complement of Positive Definite Matrices) For any positive definite matrix $\mathbf{A} \in \mathbb{R}^{n \times n}$, its Schur complement of \mathbf{A}_{11} is $\mathbf{S}_{n-1} = \mathbf{A}_{2:n,2:n} - \frac{1}{\mathbf{A}_{11}} \mathbf{A}_{2:n,1} \mathbf{A}_{2:n,1}^\top$ and it is also positive definite.

Note that the subscript $n-1$ of \mathbf{S}_{n-1} means it is of size $(n-1) \times (n-1)$ and it is a Schur complement of a $n \times n$ positive definite matrix. We will use this notation in the following section.

Proof [of Lemma 27] For any nonzero vector $\mathbf{v} \in \mathbb{R}^{n-1}$, we can construct a vector $\mathbf{x} \in \mathbb{R}^n$

$$\mathbf{x} = \begin{bmatrix} -\frac{1}{\mathbf{A}_{11}} \mathbf{A}_{2:n,1}^\top \mathbf{v} \\ \mathbf{v} \end{bmatrix},$$

which is nonzero. Then

$$\begin{aligned} \mathbf{x}^\top \mathbf{A} \mathbf{x} &= \begin{bmatrix} -\frac{1}{\mathbf{A}_{11}} \mathbf{v}^\top \mathbf{A}_{2:n,1} & \mathbf{v}^\top \end{bmatrix} \begin{bmatrix} \mathbf{A}_{11} & \mathbf{A}_{2:n,1}^\top \\ \mathbf{A}_{2:n,1} & \mathbf{A}_{2:n,2:n} \end{bmatrix} \begin{bmatrix} -\frac{1}{\mathbf{A}_{11}} \mathbf{A}_{2:n,1}^\top \mathbf{v} \\ \mathbf{v} \end{bmatrix} \\ &= \begin{bmatrix} -\frac{1}{\mathbf{A}_{11}} \mathbf{v}^\top \mathbf{A}_{2:n,1} & \mathbf{v}^\top \end{bmatrix} \begin{bmatrix} 0 \\ \mathbf{S}_{n-1} \mathbf{v} \end{bmatrix} \\ &= \mathbf{v}^\top \mathbf{S}_{n-1} \mathbf{v}. \end{aligned}$$

Since \mathbf{A} is positive definite, we have $\mathbf{x}^\top \mathbf{A} \mathbf{x} = \mathbf{v}^\top \mathbf{S}_{n-1} \mathbf{v} > 0$ for all nonzero \mathbf{v} . Thus, \mathbf{S} is positive definite. \blacksquare

A word on the Schur complement: in the proof of Theorem 13, we showed this Schur complement $\mathbf{S}_{n-1} = \mathbf{A}_{2:n,2:n} - \frac{1}{\mathbf{A}_{11}} \mathbf{A}_{2:n,1} \mathbf{A}_{2:n,1}^\top$ is also nonsingular if \mathbf{A} is nonsingular and $\mathbf{A}_{11} \neq 0$. Similarly, the Schur complement of \mathbf{A}_{nn} in \mathbf{A} is $\tilde{\mathbf{S}}_{n-1} = \mathbf{A}_{1:n-1,1:n-1} - \frac{1}{\mathbf{A}_{nn}} \mathbf{A}_{1:n-1,n} \mathbf{A}_{1:n-1,n}^\top$ which is also positive definite if \mathbf{A} is positive definite. This property can help prove the leading principle minors of positive definite matrices are all positive. See Appendix H for more details.

We then prove the existence of Cholesky decomposition using these lemmas.

Proof [of Theorem 24: Existence of Cholesky Decomposition] For any positive definite matrix \mathbf{A} , we can write out (since \mathbf{A}_{11} is positive)

$$\begin{aligned} \mathbf{A} &= \begin{bmatrix} \mathbf{A}_{11} & \mathbf{A}_{2:n,1}^\top \\ \mathbf{A}_{2:n,1} & \mathbf{A}_{2:n,2:n} \end{bmatrix} \\ &= \begin{bmatrix} \sqrt{\mathbf{A}_{11}} & \mathbf{0} \\ \frac{1}{\sqrt{\mathbf{A}_{11}}} \mathbf{A}_{2:n,1} & \mathbf{I} \end{bmatrix} \begin{bmatrix} \sqrt{\mathbf{A}_{11}} & \frac{1}{\sqrt{\mathbf{A}_{11}}} \mathbf{A}_{2:n,1}^\top \\ \mathbf{0} & \mathbf{A}_{2:n,2:n} - \frac{1}{\mathbf{A}_{11}} \mathbf{A}_{2:n,1} \mathbf{A}_{2:n,1}^\top \end{bmatrix} \\ &= \begin{bmatrix} \sqrt{\mathbf{A}_{11}} & \mathbf{0} \\ \frac{1}{\sqrt{\mathbf{A}_{11}}} \mathbf{A}_{2:n,1} & \mathbf{I} \end{bmatrix} \begin{bmatrix} 1 & \mathbf{0} \\ \mathbf{0} & \mathbf{A}_{2:n,2:n} - \frac{1}{\mathbf{A}_{11}} \mathbf{A}_{2:n,1} \mathbf{A}_{2:n,1}^\top \end{bmatrix} \begin{bmatrix} \sqrt{\mathbf{A}_{11}} & \frac{1}{\sqrt{\mathbf{A}_{11}}} \mathbf{A}_{2:n,1}^\top \\ \mathbf{0} & \mathbf{I} \end{bmatrix} \\ &= \mathbf{R}_1^\top \begin{bmatrix} 1 & \mathbf{0} \\ \mathbf{0} & \mathbf{S}_{n-1} \end{bmatrix} \mathbf{R}_1. \end{aligned}$$

where

$$\mathbf{R}_1 = \begin{bmatrix} \sqrt{\mathbf{A}_{11}} & \frac{1}{\sqrt{\mathbf{A}_{11}}} \mathbf{A}_{2:n,1}^\top \\ \mathbf{0} & \mathbf{I} \end{bmatrix}.$$

Since we proved the Schur complement \mathbf{S}_{n-1} is positive definite. We can factor it in the same way

$$\mathbf{S}_{n-1} = \hat{\mathbf{R}}_2^\top \begin{bmatrix} 1 & \mathbf{0} \\ \mathbf{0} & \mathbf{S}_{n-2} \end{bmatrix} \hat{\mathbf{R}}_2.$$

We then have

$$\begin{aligned} \mathbf{A} &= \mathbf{R}_1^\top \begin{bmatrix} 1 & \mathbf{0} \\ \mathbf{0} & \hat{\mathbf{R}}_2^\top \begin{bmatrix} 1 & \mathbf{0} \\ \mathbf{0} & \mathbf{S}_{n-2} \end{bmatrix} \hat{\mathbf{R}}_2 \end{bmatrix} \mathbf{R}_1 \\ &= \mathbf{R}_1^\top \begin{bmatrix} 1 & \mathbf{0} \\ \mathbf{0} & \hat{\mathbf{R}}_2^\top \end{bmatrix} \begin{bmatrix} 1 & \mathbf{0} \\ \mathbf{0} & \begin{bmatrix} 1 & \mathbf{0} \\ \mathbf{0} & \mathbf{S}_{n-2} \end{bmatrix} \end{bmatrix} \begin{bmatrix} 1 & \mathbf{0} \\ \mathbf{0} & \hat{\mathbf{R}}_2 \end{bmatrix} \mathbf{R}_1 \\ &= \mathbf{R}_1^\top \mathbf{R}_2^\top \begin{bmatrix} 1 & \mathbf{0} \\ \mathbf{0} & \begin{bmatrix} 1 & \mathbf{0} \\ \mathbf{0} & \mathbf{S}_{n-2} \end{bmatrix} \end{bmatrix} \mathbf{R}_2 \mathbf{R}_1. \end{aligned}$$

The same formula can be recursively applied. This process gradually continues down to the bottom-right corner giving us the decomposition

$$\begin{aligned} \mathbf{A} &= \mathbf{R}_1^\top \mathbf{R}_2^\top \cdots \mathbf{R}_n^\top \mathbf{R}_n \cdots \mathbf{R}_2 \mathbf{R}_1 \\ &= \mathbf{R}^\top \mathbf{R}, \end{aligned}$$

where $\mathbf{R}_1, \mathbf{R}_2, \dots, \mathbf{R}_n$, are upper triangular matrices with positive diagonal elements and $\mathbf{R} = \mathbf{R}_1 \mathbf{R}_2 \cdots \mathbf{R}_n$ is also an upper triangular matrix with positive diagonal elements. ■

The process in the proof can also be used to compute the Cholesky decomposition. In next section, we use another point of view to do the computation.

Corollary 28 ($\mathbf{R}^\top \mathbf{R}$ is PD) *For any upper triangular matrix with positive diagonal elements, then $\mathbf{A} = \mathbf{R}^\top \mathbf{R}$ is positive definite.*

Proof [of Corollary 28] If an upper triangular matrix \mathbf{R} has positive diagonal, it is full column rank, and the null space of \mathbf{R} is 0. As a result, $\mathbf{R}\mathbf{x} \neq \mathbf{0}$ for any nonzero vector \mathbf{x} . Thus $\mathbf{x}^\top \mathbf{A}\mathbf{x} = \|\mathbf{R}\mathbf{x}\|^2 > 0$ for any nonzero vector \mathbf{x} . ■

This corollary can be extended to any \mathbf{R} with independent columns.

3.2 Computing the Cholesky Decomposition

To compute Cholesky decomposition, we write out the equality $\mathbf{A} = \mathbf{R}^\top \mathbf{R}$:

$$\begin{aligned} \mathbf{A} &= \begin{bmatrix} \mathbf{A}_{11} & \mathbf{A}_{1,2:n} \\ \mathbf{A}_{2:n,1} & \mathbf{A}_{2:n,2:n} \end{bmatrix} = \begin{bmatrix} \mathbf{R}_{11} & \mathbf{0} \\ \mathbf{R}_{1,2:n}^\top & \mathbf{R}_{2:n,2:n}^\top \end{bmatrix} \begin{bmatrix} \mathbf{R}_{11} & \mathbf{R}_{1,2:n} \\ \mathbf{0} & \mathbf{R}_{2:n,2:n} \end{bmatrix} \\ &= \begin{bmatrix} \mathbf{R}_{11}^2 & \mathbf{R}_{11} \mathbf{R}_{1,2:n} \\ \mathbf{R}_{11} \mathbf{R}_{1,2:n}^\top & \mathbf{R}_{1,2:n}^\top \mathbf{R}_{1,2:n} + \mathbf{R}_{2:n,2:n}^\top \mathbf{R}_{2:n,2:n} \end{bmatrix}, \end{aligned}$$

which allows to determine the first row of \mathbf{R}

$$\mathbf{R}_{11} = \sqrt{\mathbf{A}_{11}}, \quad \mathbf{R}_{1,2:n} = \frac{1}{\mathbf{R}_{11}} \mathbf{A}_{1,2:n}.$$

Let $\mathbf{A}_2 = \mathbf{R}_{2:n,2:n}^\top \mathbf{R}_{2:n,2:n}$. The equality $\mathbf{A}_{2:n,2:n} = \mathbf{R}_{1,2:n}^\top \mathbf{R}_{1,2:n} + \mathbf{R}_{2:n,2:n}^\top \mathbf{R}_{2:n,2:n}$ gives out

$$\begin{aligned} \mathbf{A}_2 &= \mathbf{R}_{2:n,2:n}^\top \mathbf{R}_{2:n,2:n} = \mathbf{A}_{2:n,2:n} - \mathbf{R}_{1,2:n}^\top \mathbf{R}_{1,2:n} \\ &= \mathbf{A}_{2:n,2:n} - \frac{1}{\mathbf{A}_{11}} \mathbf{A}_{1,2:n}^\top \mathbf{A}_{1,2:n} \\ &= \mathbf{A}_{2:n,2:n} - \frac{1}{\mathbf{A}_{11}} \mathbf{A}_{2:n,1} \mathbf{A}_{1,2:n} \quad (\mathbf{A} \text{ is positive definite}). \end{aligned}$$

\mathbf{A}_2 is the Schur complement of \mathbf{A}_{11} in \mathbf{A} of size $(n-1) \times (n-1)$. And to get $\mathbf{R}_{2:n,2:n}$ we must compute the Cholesky decomposition of matrix \mathbf{A}_2 of $(n-1) \times (n-1)$. Again, this is a recursive algorithm and formulated in Algorithm 4.

Algorithm 4 Cholesky Decomposition

Require: positive definite matrix \mathbf{A} with size $n \times n$;

- 1: Calculate first of \mathbf{R} by $\mathbf{R}_{11} = \sqrt{\mathbf{A}_{11}}$, $\mathbf{R}_{1,2:n} = \frac{1}{\mathbf{R}_{11}} \mathbf{A}_{1,2:n}$, (n flops);
- 2: Compute the Cholesky decomposition of the $(n-1) \times (n-1)$ matrix

$$\mathbf{A}_2 = \mathbf{R}_{2:n,2:n}^\top \mathbf{R}_{2:n,2:n} = \mathbf{A}_{2:n,2:n} - \frac{1}{\mathbf{A}_{11}} \mathbf{A}_{2:n,1} \mathbf{A}_{1,2:n}, \quad (n^2 - n \text{ flops}).$$

Further, this process can be used to determine if a matrix is positive definite or not. If we try to factor a non positive definite matrix, at some point, we will encounter a nonpositive element in entry (1,1) of \mathbf{A} , \mathbf{A}_2 , \mathbf{A}_3 , \dots .

Theorem 29 *Algorithm 4 requires $\sim (1/3)n^3$ flops to compute a Cholesky decomposition of an $n \times n$ positive definite matrix.*

Proof [of Theorem 29] Step 1 takes 1 square root and $(n-1)$ division which takes n flops totally.

For step 2, Note that $\frac{1}{\mathbf{A}_{11}} \mathbf{A}_{2:n,1} \mathbf{A}_{1,2:n} = (\frac{1}{\sqrt{\mathbf{A}_{11}}} \mathbf{A}_{2:n,1})(\frac{1}{\sqrt{\mathbf{A}_{11}}} \mathbf{A}_{1,2:n}) = \mathbf{R}_{1,2:n}^\top \mathbf{R}_{1,2:n}$. If we calculate the complexity directly from the equation in step 2, we will get the same complexity as LU decomposition. But since $\mathbf{R}_{1,2:n}^\top \mathbf{R}_{1,2:n}$ is symmetric, the complexity of $\mathbf{R}_{1,2:n}^\top \mathbf{R}_{1,2:n}$ reduces from $(n-1) \times (n-1)$ multiplications to $1 + 2 + \dots + (n-1) = \frac{n^2-n}{2}$ multiplications. The cost of matrix division reduces from $(n-1) \times (n-1)$ to $1 + 2 + \dots + (n-1) = \frac{n^2-n}{2}$ as well. So it costs $n^2 - n$ flops for step 2.

Simple calculation will show the total complexity is $\frac{2n^3+3n^2+n}{6}$ flops which is $(1/3)n^3$ flops if we keep only the leading term. ■

4. QR Decomposition

In many applications, we are interested in the column space of a matrix $\mathbf{A} = [\mathbf{a}_1, \mathbf{a}_2, \dots, \mathbf{a}_n] \in \mathbb{R}^{m \times n}$. The successive spaces spanned by the columns $\mathbf{a}_1, \mathbf{a}_2, \dots$ of \mathbf{A} are

$$\mathcal{C}([\mathbf{a}_1]) \subseteq \mathcal{C}([\mathbf{a}_1, \mathbf{a}_2]) \subseteq \mathcal{C}([\mathbf{a}_1, \mathbf{a}_2, \mathbf{a}_3]) \subseteq \dots,$$

where $\mathcal{C}([\dots])$ is the subspace spanned by the vectors included in the brackets. The idea of QR decomposition is the construction of a sequence of orthonormal vectors $\mathbf{q}_1, \mathbf{q}_2, \dots$ that span the same successive subspaces. We provide the result of QR decomposition in the following theorem and we delay the discussion of the existence of QR decomposition in the next sections.

Theorem 30 (QR Decomposition) *Every $m \times n$ matrix $\mathbf{A} = [\mathbf{a}_1, \mathbf{a}_2, \dots, \mathbf{a}_n]$ (whether independent or dependent columns) with $m > n$ can be factored as*

$$\mathbf{A} = \mathbf{Q}\mathbf{R},$$

where

1. **Reduced:** \mathbf{Q} is $m \times n$ with orthonormal columns and \mathbf{R} is an $n \times n$ upper triangular matrix which is known as the **reduced QR decomposition**;
2. **Full:** \mathbf{Q} is $m \times m$ with orthonormal columns and \mathbf{R} is an $m \times n$ upper triangular matrix which is known as the **full QR decomposition**.

4.1 Project a Vector Onto Another Vector

Project a vector \mathbf{a} to a vector \mathbf{b} is to find the vector closest to \mathbf{a} on the line of \mathbf{b} . The projection vector $\hat{\mathbf{a}}$ is some multiple of \mathbf{b} . Let $\hat{\mathbf{a}} = \hat{x}\mathbf{b}$ and $\mathbf{a} - \hat{\mathbf{a}}$ is perpendicular to \mathbf{b} as shown in Figure 1(a). We then get the following result:

Project Vector \mathbf{a} Onto Vector \mathbf{b}

$$\mathbf{a} - \hat{\mathbf{a}} \text{ is perpendicular to } \mathbf{b}, \text{ so } (\mathbf{a} - \hat{x}\mathbf{b})^\top \mathbf{b} = 0: \hat{x} = \frac{\mathbf{a}^\top \mathbf{b}}{\mathbf{b}^\top \mathbf{b}} \text{ and } \hat{\mathbf{a}} = \frac{\mathbf{a}^\top \mathbf{b}}{\mathbf{b}^\top \mathbf{b}} \mathbf{b} = \frac{\mathbf{b}\mathbf{b}^\top}{\mathbf{b}^\top \mathbf{b}} \mathbf{a}.$$

4.2 Project a Vector Onto a Plane

Project a vector \mathbf{a} to a space spanned by $\mathbf{b}_1, \mathbf{b}_2, \dots, \mathbf{b}_n$ is to find the vector closest to \mathbf{a} on the column space of $[\mathbf{b}_1, \mathbf{b}_2, \dots, \mathbf{b}_n]$. The projection vector $\hat{\mathbf{a}}$ is a combination of $\mathbf{b}_1, \mathbf{b}_2, \dots, \mathbf{b}_n$: $\hat{\mathbf{a}} = \hat{x}_1\mathbf{b}_1 + \hat{x}_2\mathbf{b}_2 + \dots + \hat{x}_n\mathbf{b}_n$. This is actually a least squares problem. To find the projection, we just solve the normal equation $\mathbf{B}^\top \mathbf{B}\hat{\mathbf{x}} = \mathbf{B}^\top \mathbf{a}$ where $\mathbf{B} = [\mathbf{b}_1, \mathbf{b}_2, \dots, \mathbf{b}_n]$ and $\hat{\mathbf{x}} = [\hat{x}_1, \hat{x}_2, \dots, \hat{x}_n]$. We refer the details of this section to (Strang, 2009; Trefethen and Bau III, 1997; Yang, 2000; Golub and Van Loan, 2013; Lu, 2021) as it is not the main interest of this survey.

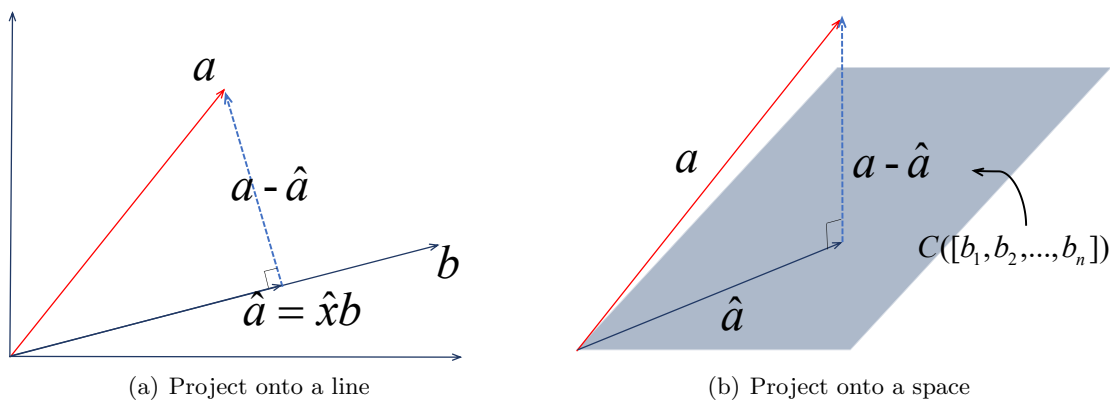


Figure 1: Project a vector onto a line and onto a space.

4.3 Existence of the QR Decomposition via the Gram-Schmidt Process

For three independent vectors $\mathbf{a}_1, \mathbf{a}_2, \mathbf{a}_3$ and the space spanned by the three vectors $\mathcal{C}([\mathbf{a}_1, \mathbf{a}_2, \mathbf{a}_3])$, i.e., the column space of matrix $[\mathbf{a}_1, \mathbf{a}_2, \mathbf{a}_3]$. We intend to construct three orthogonal vectors $\mathbf{b}_1, \mathbf{b}_2, \mathbf{b}_3$ in which case $\mathcal{C}([\mathbf{b}_1, \mathbf{b}_2, \mathbf{b}_3]) = \mathcal{C}([\mathbf{a}_1, \mathbf{a}_2, \mathbf{a}_3])$. Then we divide the orthogonal vectors by their length to normalize. This process produces three orthonormal vectors $\mathbf{q}_1 = \frac{\mathbf{b}_1}{\|\mathbf{b}_1\|}, \mathbf{q}_2 = \frac{\mathbf{b}_2}{\|\mathbf{b}_2\|}, \mathbf{q}_3 = \frac{\mathbf{b}_3}{\|\mathbf{b}_3\|}$.

For the first vector, we choose $\mathbf{b}_1 = \mathbf{a}_1$ directly. The second vector \mathbf{b}_2 must be perpendicular to the first one. This is actually \mathbf{a}_2 subtracting its projection along \mathbf{b}_1

$$\begin{aligned} \mathbf{b}_2 &= \mathbf{a}_2 - \frac{\mathbf{b}_1 \mathbf{b}_1^\top}{\mathbf{b}_1^\top \mathbf{b}_1} \mathbf{a}_2 = \left(\mathbf{I} - \frac{\mathbf{b}_1 \mathbf{b}_1^\top}{\mathbf{b}_1^\top \mathbf{b}_1} \right) \mathbf{a}_2 && \text{(Projection view)} \\ &= \mathbf{a}_2 - \underbrace{\frac{\mathbf{b}_1^\top \mathbf{a}_2}{\mathbf{b}_1^\top \mathbf{b}_1} \mathbf{b}_1}_{\hat{\mathbf{a}}_2}, && \text{(Combination view)} \end{aligned}$$

where the first equation shows \mathbf{b}_2 is a multiplication of a matrix and \mathbf{a}_2 , i.e., project \mathbf{a}_2 onto the orthogonal complement space of $\mathcal{C}([\mathbf{b}_1])$. The second equation shows \mathbf{a}_2 is a combination of \mathbf{b}_1 and \mathbf{b}_2 . Clearly, the space spanned by $\mathbf{b}_1, \mathbf{b}_2$ is the same space spanned by $\mathbf{a}_1, \mathbf{a}_2$. The situation is shown in Figure 2(a) in which we choose **the direction of \mathbf{b}_1 as the x -axis in the Cartesian coordinate system**. $\hat{\mathbf{a}}_2$ is the projection of \mathbf{a}_2 onto the line \mathbf{b}_1 . It can be clearly shown that the part of \mathbf{a}_2 perpendicular to \mathbf{b}_1 is $\mathbf{b}_2 = \mathbf{a}_2 - \hat{\mathbf{a}}_2$ from the figure.

For the third vector \mathbf{b}_3 , it must be perpendicular to both the \mathbf{b}_1 and \mathbf{b}_2 which is actually \mathbf{a}_3 subtracting its projection along the plane spanned by \mathbf{b}_1 and \mathbf{b}_2

$$\begin{aligned} \mathbf{b}_3 &= \mathbf{a}_3 - \frac{\mathbf{b}_1 \mathbf{b}_1^\top}{\mathbf{b}_1^\top \mathbf{b}_1} \mathbf{a}_3 - \frac{\mathbf{b}_2 \mathbf{b}_2^\top}{\mathbf{b}_2^\top \mathbf{b}_2} \mathbf{a}_3 = \left(\mathbf{I} - \frac{\mathbf{b}_1 \mathbf{b}_1^\top}{\mathbf{b}_1^\top \mathbf{b}_1} - \frac{\mathbf{b}_2 \mathbf{b}_2^\top}{\mathbf{b}_2^\top \mathbf{b}_2} \right) \mathbf{a}_3 && \text{(Projection view)} \\ &= \mathbf{a}_3 - \underbrace{\frac{\mathbf{b}_1^\top \mathbf{a}_3}{\mathbf{b}_1^\top \mathbf{b}_1} \mathbf{b}_1}_{\hat{\mathbf{a}}_3} - \underbrace{\frac{\mathbf{b}_2^\top \mathbf{a}_3}{\mathbf{b}_2^\top \mathbf{b}_2} \mathbf{b}_2}_{\hat{\mathbf{a}}_3}, && \text{(Combination view)} \end{aligned} \quad (4)$$

where the first equation shows \mathbf{b}_3 is a multiplication of a matrix and \mathbf{a}_3 , i.e., project \mathbf{a}_3 onto the orthogonal complement space of $\mathcal{C}([\mathbf{b}_1, \mathbf{b}_2])$. The second equation shows \mathbf{a}_3 is a combi-

nation of $\mathbf{b}_1, \mathbf{b}_2, \mathbf{b}_3$. We will see this property is essential in the idea of QR decomposition. Again, it can be shown that the space spanned by $\mathbf{b}_1, \mathbf{b}_2, \mathbf{b}_3$ is the same space spanned by $\mathbf{a}_1, \mathbf{a}_2, \mathbf{a}_3$. The situation is shown in Figure 2(b), in which we choose **the direction of \mathbf{b}_2 as the y -axis of the Cartesian coordinate system**. $\hat{\mathbf{a}}_3$ is the projection of \mathbf{a}_3 onto the line \mathbf{b}_1 , $\bar{\mathbf{a}}_3$ is the projection of \mathbf{a}_3 onto the line \mathbf{b}_2 . It can be shown that the part of \mathbf{a}_3 perpendicular to both \mathbf{b}_1 and \mathbf{b}_2 is $\mathbf{b}_3 = \mathbf{a}_3 - \hat{\mathbf{a}}_3 - \bar{\mathbf{a}}_3$ from the figure.

Finally, we normalize each vector by dividing their length which produces three orthonormal vectors $\mathbf{q}_1 = \frac{\mathbf{b}_1}{\|\mathbf{b}_1\|}$, $\mathbf{q}_2 = \frac{\mathbf{b}_2}{\|\mathbf{b}_2\|}$, $\mathbf{q}_3 = \frac{\mathbf{b}_3}{\|\mathbf{b}_3\|}$.

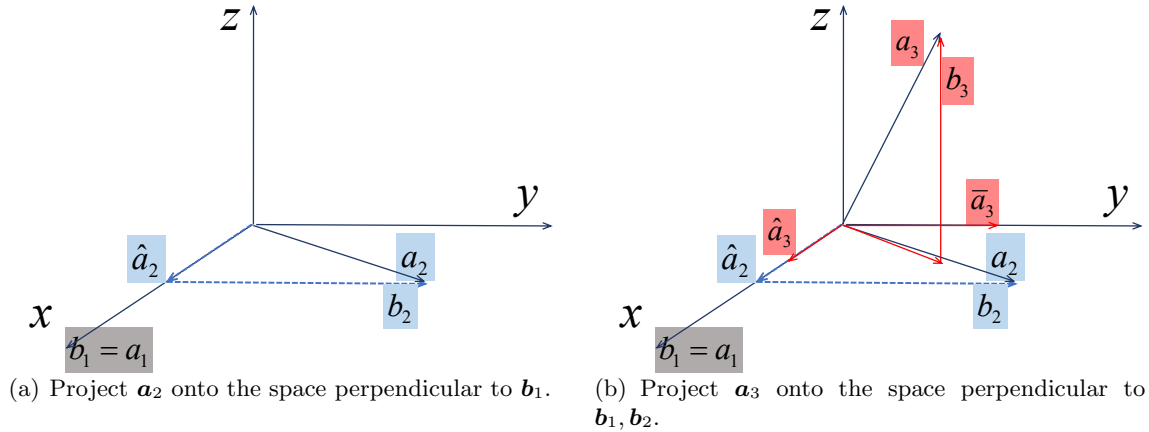


Figure 2: Gram-Schmidt process.

This idea can be extended to a set of vectors rather than only three. And we call this process as Gram-Schmidt process. After this process, matrix \mathbf{A} will be triangularized. The method is named after Jørgen Pedersen Gram and Erhard Schmidt, but it appeared earlier in the work of Pierre-Simon Laplace in the theory of Lie group decomposition.

The Gram-Schmidt process is not the only algorithm for QR decomposition. Several other QR decomposition algorithms exist such as Householder reflections and Givens rotations which are more reliable in the presence of round-off errors. These QR decomposition methods may also change the order in which the columns of \mathbf{A} are processed.

4.4 Orthogonal vs Orthonormal

The vectors $\mathbf{q}_1, \mathbf{q}_2, \dots, \mathbf{q}_n \in \mathbb{R}^m$ are orthogonal when their dot products $\mathbf{q}_i^\top \mathbf{q}_j$ are zero whenever $i \neq j$. When each vector is divided by its length, the vectors become orthogonal unit vectors. Then the vectors $\mathbf{q}_1, \mathbf{q}_2, \dots, \mathbf{q}_n$ are orthonormal. We put the orthonormal vectors into a matrix \mathbf{Q} .

When $m \neq n$: the matrix \mathbf{Q} is easy to work with because $\mathbf{Q}^\top \mathbf{Q} = \mathbf{I} \in \mathbb{R}^{n \times n}$.

When $m = n$: the matrix \mathbf{Q} is square, $\mathbf{Q}^\top \mathbf{Q} = \mathbf{I}$ means that $\mathbf{Q}^\top = \mathbf{Q}^{-1}$, i.e., transpose of \mathbf{Q} is the inverse of \mathbf{Q} . Then we also have $\mathbf{Q}\mathbf{Q}^\top = \mathbf{I}$, i.e., \mathbf{Q}^\top is two-sided inverse of \mathbf{Q} . We call this \mathbf{Q} an **orthogonal matrix**. Note here we use orthogonal matrix to mean the matrix \mathbf{Q} has orthonormal columns. The term orthonormal matrix is not used for historical reasons.

4.5 Property of the QR Decomposition

For any matrix, we have the property: $\mathcal{N}(\mathbf{A}^\top)$ is the orthogonal complement of the column space $\mathcal{C}(\mathbf{A})$ in \mathbb{R}^m : $\dim(\mathcal{N}(\mathbf{A}^\top)) + \dim(\mathcal{C}(\mathbf{A})) = m$; This is called rank-nullity theorem. And the proof can be found in Appendix B. In specific, from QR decomposition, we can find a basis for this subspace. In SVD, we will also find the basis for $\mathcal{N}(\mathbf{A})$ and $\mathcal{C}(\mathbf{A}^\top)$.

Lemma 31 (Orthonormal Basis in \mathbb{R}^m) *For full QR decomposition, we have the following property:*

- $\{\mathbf{q}_1, \mathbf{q}_2, \dots, \mathbf{q}_n\}$ is an orthonormal basis of $\mathcal{C}(\mathbf{A})$;
- $\{\mathbf{q}_{n+1}, \mathbf{q}_{n+2}, \dots, \mathbf{q}_m\}$ is an orthonormal basis of $\mathcal{N}(\mathbf{A}^\top)$.

Proof [of Lemma 31] From the Gram-Schmidt process, it is trivial that $\text{span}\{\mathbf{a}_1, \mathbf{a}_2, \dots, \mathbf{a}_k\}$ is equal to $\text{span}\{\mathbf{q}_1, \mathbf{q}_2, \dots, \mathbf{q}_k\}$ for all $k \in \{1, 2, \dots, n\}$. Thus $\mathcal{C}(\mathbf{A}) = \text{span}\{\mathbf{a}_1, \mathbf{a}_2, \dots, \mathbf{a}_n\} = \text{span}\{\mathbf{q}_1, \mathbf{q}_2, \dots, \mathbf{q}_n\}$, and $\{\mathbf{q}_1, \mathbf{q}_2, \dots, \mathbf{q}_n\}$ is an orthonormal basis for the column space of \mathbf{A} . As $\mathcal{N}(\mathbf{A}^\top) \perp \mathcal{C}(\mathbf{A})$, $\dim(\mathcal{N}(\mathbf{A}^\top)) = m - \dim(\mathcal{C}(\mathbf{A})) = m - n$. And the space spanned by $\{\mathbf{q}_{n+1}, \mathbf{q}_{n+2}, \dots, \mathbf{q}_m\}$ is also $\perp \mathcal{C}(\mathbf{A})$ with dimension $m - n$. Thus, $\{\mathbf{q}_{n+1}, \mathbf{q}_{n+2}, \dots, \mathbf{q}_m\}$ is an orthonormal basis for $\mathcal{N}(\mathbf{A}^\top)$. ■

4.6 Computing the Reduced QR Decomposition via the Gram-Schmidt Process

We write out this form of QR Decomposition

$$\mathbf{A} = [\mathbf{a}_1 \quad \mathbf{a}_2 \quad \dots \quad \mathbf{a}_n] = [\mathbf{q}_1 \quad \mathbf{q}_2 \quad \dots \quad \mathbf{q}_n] \begin{bmatrix} r_{11} & r_{12} & \dots & r_{1n} \\ & r_{22} & \dots & r_{2n} \\ \mathbf{0} & \ddots & \ddots & \vdots \\ & & & r_{nn} \end{bmatrix}.$$

The orthonormal matrix \mathbf{Q} can be easily calculated by the Gram-Schmidt process. To see why we have the upper triangular matrix \mathbf{R} , we write out these equations

$$\begin{aligned} \mathbf{a}_1 &= r_{11}\mathbf{q}_1 &= \sum_{i=1}^1 r_{i1}\mathbf{q}_1, \\ \mathbf{a}_2 &= r_{12}\mathbf{q}_1 + r_{22}\mathbf{q}_2 &= \sum_{i=1}^2 r_{i2}\mathbf{q}_i, \\ \mathbf{a}_3 &= r_{13}\mathbf{q}_1 + r_{23}\mathbf{q}_2 + r_{33}\mathbf{q}_3 &= \sum_{i=1}^3 r_{i3}\mathbf{q}_i, \\ &\vdots & \\ \mathbf{a}_n &= r_{1n}\mathbf{q}_1 + r_{2n}\mathbf{q}_2 + \dots + r_{nn}\mathbf{q}_n &= \sum_{i=1}^n r_{in}\mathbf{q}_i, \end{aligned}$$

which coincide the second equation of Equation 4 and conform to the form of an upper triangular matrix \mathbf{R} . And we extend the idea of Equation 4 into the n -th term, we get

$$\begin{aligned}\mathbf{a}_n &= \sum_{i=1}^{n-1} (\mathbf{q}_i^\top \mathbf{a}_n) \mathbf{q}_i + \mathbf{b}_n \\ &= \sum_{i=1}^{n-1} (\mathbf{q}_i^\top \mathbf{a}_n) \mathbf{q}_i + \|\mathbf{b}_n\| \mathbf{q}_n,\end{aligned}$$

which implies we can gradually orthonormalize \mathbf{A} to an orthonormal set $\mathbf{Q} = [\mathbf{q}_1, \mathbf{q}_2, \dots, \mathbf{q}_n]$ as in Algorithm 5.

Algorithm 5 Reduced QR Decomposition

Require: matrix \mathbf{A} has independent columns with size $m \times n$ and $m > n$;

$$\begin{aligned}1 : \mathbf{q}_1 &= \mathbf{a}_1 / r_{11}, & r_{11} &= \|\mathbf{a}_1\|, (3m \text{ flops}) \\ 2 : \mathbf{q}_2 &= (\mathbf{a}_2 - r_{12} \mathbf{q}_1) / r_{22}, & r_{12} &= \mathbf{q}_1^\top \mathbf{a}_2, r_{22} = \|\mathbf{a}_2 - r_{12} \mathbf{q}_1\|, (7m - 1 \text{ flops}) \\ 3 : \mathbf{q}_3 &= (\mathbf{a}_3 - r_{13} \mathbf{q}_1 - r_{12} \mathbf{q}_2) / r_{33}, & r_{13} &= \mathbf{q}_1^\top \mathbf{a}_3, r_{23} = \mathbf{q}_2^\top \mathbf{a}_3, r_{33} = \|\mathbf{a}_3 - r_{13} \mathbf{q}_1 - r_{23} \mathbf{q}_2\|, \\ & & & (11m - 2 \text{ flops}) \\ & \vdots & & \vdots \\ n : \mathbf{q}_n &= (\mathbf{a}_n - \sum_{i=1}^{n-1} r_{in} \mathbf{q}_i) / r_{nn}, & r_{in} &= \mathbf{q}_i^\top \mathbf{a}_n, r_{nn} = \|\mathbf{a}_n - \sum_{i=1}^{n-1} r_{in} \mathbf{q}_i\|, \forall i \in \{1, 2, \dots, n-1\}, \\ & & & ((4n-1)m - (n-1) \text{ flops})\end{aligned}$$

Theorem 32 Algorithm 5 requires $\sim 2mn^2$ flops to compute a reduced QR decomposition of an $m \times n$ matrix with independent columns and $m > n$.

Proof [of Theorem 32] In step 1, the computation of r_{11} requires m multiplications, $m-1$ additions and 1 square root. The computation of \mathbf{q}_1 requires m divisions. So step 1 costs $3m$ flops.

Clearly, step 2, step 3, \dots and step n share the same form. We can calculate the costs of step n directly. The costs of $r_{in} = \mathbf{q}_i^\top \mathbf{a}_n$ is again $2m-1$ flops and there are $n-1$ such dot product operations which takes $\boxed{(n-1)(2m-1)}$ flops. The computation of $\mathbf{a}_n - \sum_{i=1}^{n-1} r_{in} \mathbf{q}_i$ takes $\boxed{(n-1)m}$ multiplications and $\boxed{(n-1)m}$ divisions. The norm operation costs $\boxed{2m}$ flops. Since we have already computed $\mathbf{a}_n - \sum_{i=1}^{n-1} r_{in} \mathbf{q}_i$, the costs of $\mathbf{q}_n = (\mathbf{a}_n - \sum_{i=1}^{n-1} r_{in} \mathbf{q}_i) / r_{nn}$ is \boxed{m} flops. Then the complexity of step n is thus $4(n-1)m - (n-1) + 3m = (4n-1)m - (n-1)$ flops.

Simple calculation will show the total complexity is $2mn^2 + mn - 3m - \frac{n^2-n}{2}$ flops, or $2mn^2$ flops if we keep only the leading term. \blacksquare

4.7 Computing the Full QR Decomposition via the Gram-Schmidt Process

A full QR decomposition of an $m \times n$ matrix with independent columns goes further by appending additional $m - n$ orthonormal columns to \mathbf{Q} so that it becomes an $m \times m$ orthogonal matrix. In addition, rows of zeros are appended to \mathbf{R} so that it becomes an $m \times n$ upper triangular matrix. We call the additional columns in \mathbf{Q} as **silent columns** and additional rows in \mathbf{R} as **silent rows**. The comparison of reduced QR decomposition and full QR decomposition is shown in Figure 3 where silent columns in \mathbf{Q} are denoted in grey, blank entries are zero and blue entries are elements that are not necessarily zero.

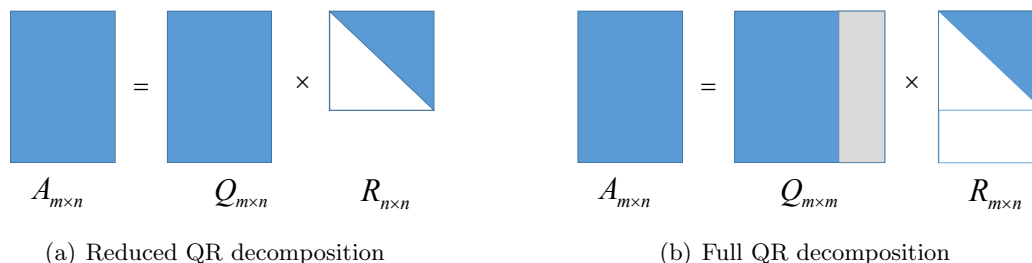


Figure 3: Comparison of reduced and full QR decomposition.

4.8 Dependent Columns

Previously, we assumed matrix \mathbf{A} has independent columns. However, this is not always necessary. Suppose in step k of Algorithm 5, \mathbf{a}_k is in the plane spanned by $\mathbf{q}_1, \mathbf{q}_2, \dots, \mathbf{q}_{k-1}$ which is equivalent to the space spanned by $\mathbf{a}_1, \mathbf{a}_2, \dots, \mathbf{a}_{k-1}$, i.e., vectors $\mathbf{a}_1, \mathbf{a}_2, \dots, \mathbf{a}_k$ are dependent. Then r_{kk} will be zero and \mathbf{q}_k does not exist because of the zero division. At this moment, we simply pick \mathbf{q}_k arbitrarily to be any normalized vector that is orthogonal to $\mathcal{C}([\mathbf{q}_1, \mathbf{q}_2, \dots, \mathbf{q}_{k-1}])$ and continue the Gram-Schmidt process. Again, for matrix \mathbf{A} with dependent columns we have both reduced and full QR decomposition algorithms. We formulate the step k in the algorithm as follows:

$$\mathbf{q}_k = \begin{cases} \left(\mathbf{a}_k - \sum_{i=1}^{k-1} r_{ik} \mathbf{q}_i \right) / r_{kk}, & r_{ik} = \mathbf{q}_i^\top \mathbf{a}_k, r_{kk} = \|\mathbf{a}_k - \sum_{i=1}^{k-1} r_{ik} \mathbf{q}_i\|, \text{ if } r_{kk} \neq 0, \\ \text{pick one in } \mathcal{C}^\perp([\mathbf{q}_1, \mathbf{q}_2, \dots, \mathbf{q}_{k-1}]), & \text{if } r_{kk} = 0. \end{cases}$$

This idea can be further extended that when \mathbf{q}_k does not exist, we just skip the current steps. And add the silent columns in the end. In this sense, QR decomposition for matrix with dependent columns is not unique. However, as long as you stick to a systematic process, QR decomposition for any matrix is unique.

This finding can also help to decide whether a set of vectors are independent or not. Whenever, r_{kk} in Algorithm 5 is zero, we report the vectors $\mathbf{a}_1, \mathbf{a}_2, \dots, \mathbf{a}_k$ are dependent and stop the algorithm for "independent checking".

4.9 Existence of the QR Decomposition via the Householder Reflector

We first give the formal definition of a Householder reflector and we will see the properties of it.

Definition 33 (Householder Reflector) Let $\mathbf{u} \in \mathbb{R}^n$ be a vector of unit length (i.e., $\|\mathbf{u}\| = 1$). Then $\mathbf{H} = \mathbf{I} - 2\mathbf{u}\mathbf{u}^\top$ is said to be a Householder reflector, a.k.a., Householder transformation. We call this \mathbf{H} as the Householder reflector associated to the unit vector \mathbf{u} .

Then we have following corollary from this definition.

Corollary 34 (Unreflected by Householder) Any vector \mathbf{v} that is perpendicular to \mathbf{u} is left unchanged by the Householder transformation.

The proof is trivial that $(\mathbf{I} - 2\mathbf{u}\mathbf{u}^\top)\mathbf{v} = \mathbf{v} - 2\mathbf{u}\mathbf{u}^\top\mathbf{v} = \mathbf{v}$.

Suppose \mathbf{u} is an unit vector, and a vector \mathbf{v} is perpendicular to \mathbf{u} . Then any vector \mathbf{x} can be decomposed into two parts $\mathbf{x} = \mathbf{x}_v + \mathbf{x}_u$: the first one \mathbf{x}_u is parallel to \mathbf{u} and the second one \mathbf{x}_v is perpendicular to \mathbf{u} (i.e., parallel to \mathbf{v}). From Section 4.1, \mathbf{x}_u can be computed by $\mathbf{x}_u = \frac{\mathbf{u}\mathbf{u}^\top}{\mathbf{u}^\top\mathbf{u}}\mathbf{x} = \mathbf{u}\mathbf{u}^\top\mathbf{x}$. We then transform this \mathbf{x} by the Householder reflector associated to \mathbf{u} , $\mathbf{H}\mathbf{x} = (\mathbf{I} - 2\mathbf{u}\mathbf{u}^\top)(\mathbf{x}_v + \mathbf{x}_u) = \mathbf{x}_v - \mathbf{u}\mathbf{u}^\top\mathbf{x} = \mathbf{x}_v - \mathbf{x}_u$. That is, the space perpendicular to \mathbf{u} acts as a mirror and any vector \mathbf{x} is reflected by the Householder reflector associated to \mathbf{u} . The situation is shown in Figure 4.

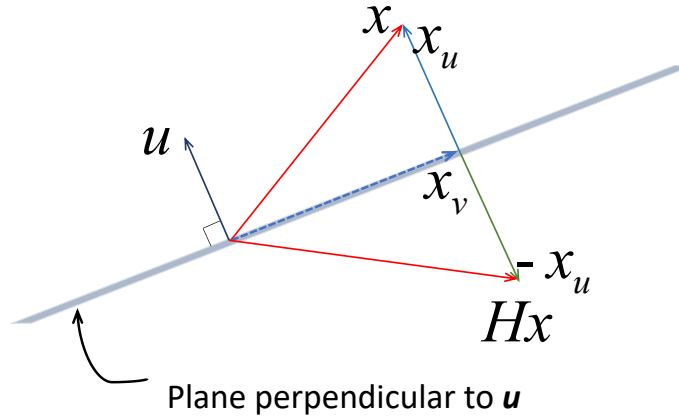


Figure 4: Demonstration of Householder reflector

If we know two vectors are reflected to each other, the next corollary tells us how to find the associated Householder reflector.

Corollary 35 (Finding the Householder Reflector) Suppose \mathbf{x} is reflected to \mathbf{y} by a Householder reflector, then the Householder reflector is

$$\mathbf{H} = \mathbf{I} - 2\mathbf{u}\mathbf{u}^\top, \text{ where } \mathbf{u} = \frac{\mathbf{x} - \mathbf{y}}{\|\mathbf{x} - \mathbf{y}\|}.$$

Remark 36 If \mathbf{H} is a Householder reflector, then it has the following properties:

- $\mathbf{H}\mathbf{H} = \mathbf{I}$;
- $\mathbf{H} = \mathbf{H}^\top$;
- $\mathbf{H}^\top\mathbf{H} = \mathbf{H}\mathbf{H}^\top = \mathbf{I}$ such that Householder reflector is an orthogonal matrix.

We see in the Gram-Schmidt section that QR decomposition is to use an orthogonal to triangularize a matrix \mathbf{A} . The question is that, if we have a set of orthogonal matrices that can make \mathbf{A} to be triangular step by step, then we can also recover the QR decomposition. Specifically, if we have an orthogonal matrix \mathbf{Q}_1 that can introduce zeros to column 1 of \mathbf{A} except the entry (1,1), and an orthogonal matrix \mathbf{Q}_2 that can introduce zeros to column 2 except the entries (2,1), (2,2), \dots .

For the way to introduce zeros, we could reflect the columns of the matrix to a basis vector \mathbf{e}_1 whose entries are all zero except the first entry.

Let $\mathbf{A} = [\mathbf{a}_1, \mathbf{a}_2, \dots, \mathbf{a}_n]$, and let

$$\mathbf{u}_1 = \frac{\mathbf{a}_1 - r_1 \mathbf{e}_1}{\|\mathbf{a}_1 - r_1 \mathbf{e}_1\|}, \quad r_1 = \|\mathbf{a}_1\|, \quad \text{and} \quad \mathbf{H}_1 = \mathbf{I} - 2\mathbf{u}_1 \mathbf{u}_1^\top, \quad (5)$$

where \mathbf{e}_1 here is the first basis for \mathbb{R}^n , i.e., $\mathbf{e}_1 = [1; 0; 0; \dots; 0] \in \mathbb{R}^n$. Then

$$\mathbf{H}_1 \mathbf{A} = [\mathbf{H}_1 \mathbf{a}_1, \mathbf{H}_1 \mathbf{a}_2, \dots, \mathbf{H}_1 \mathbf{a}_n] = \begin{bmatrix} r_1 & \mathbf{R}_{1,2:n} \\ \mathbf{0} & \mathbf{B}_2 \end{bmatrix}, \quad (6)$$

which reflects \mathbf{a}_1 to $r_1 \mathbf{e}_1$ and introduces zeros below the diagonal in column 1. We see that the entries below r_1 are all zero now. Notice that we reflect \mathbf{a}_1 to $\|\mathbf{a}_1\| \mathbf{e}_1$ the two of which have same length, rather than reflect \mathbf{a}_1 to \mathbf{e}_1 directly. This is for the purpose of **numerical stability**.

Moreover, the choice of r_1 is **not unique**. For **numerical stability**, it is desirable to choose $r_1 = -\text{sign}(\mathbf{a}_{11}) \|\mathbf{a}_1\|$, where \mathbf{a}_{11} is the first component of \mathbf{a}_1 . However, we will not cover this topic here.

We can then apply this process to \mathbf{B}_2 in Equation 6 to make the entries below the (2,2) entry to be all zeros. Note that, we do not apply this process to the entire of $\mathbf{H}_1 \mathbf{A}$ but rather the submatrix \mathbf{B}_2 in it because we have already introduced zeros in the first column, and reflecting again will introduce nonzero values.

Suppose, $\mathbf{B}_2 = [\mathbf{b}_2, \mathbf{b}_3, \dots, \mathbf{b}_n]$, and let

$$\mathbf{u}_2 = \frac{\mathbf{b}_2 - r_2 \mathbf{e}_1}{\|\mathbf{b}_2 - r_2 \mathbf{e}_1\|}, \quad r_2 = \|\mathbf{b}_2\|, \quad \widetilde{\mathbf{H}}_2 = \mathbf{I} - 2\mathbf{u}_2 \mathbf{u}_2^\top, \quad \text{and} \quad \mathbf{H}_2 = \begin{bmatrix} 1 & \mathbf{0} \\ \mathbf{0} & \widetilde{\mathbf{H}}_2 \end{bmatrix},$$

where now \mathbf{e}_1 here is the first basis for \mathbb{R}^{n-1} and \mathbf{H}_2 is also an orthogonal matrix since $\widetilde{\mathbf{H}}_2$ is an orthogonal matrix. Then

$$\mathbf{H}_2 \mathbf{H}_1 \mathbf{A} = [\mathbf{H}_1 \mathbf{a}_1, \mathbf{H}_1 \mathbf{a}_2, \dots, \mathbf{H}_1 \mathbf{a}_n] = \begin{bmatrix} r_1 & \mathbf{R}_{12} & \mathbf{R}_{1,3:n} \\ 0 & r_2 & \mathbf{R}_{2,3:n} \\ \mathbf{0} & \mathbf{0} & \mathbf{C}_3 \end{bmatrix}.$$

Same process can go on, and we will finally triangularize $\mathbf{A} = (\mathbf{H}_n \mathbf{H}_{n-1} \dots \mathbf{H}_1)^{-1} \mathbf{R} = \mathbf{QR}$. And since \mathbf{H}_i 's are symmetric and orthogonal, we have $\mathbf{Q} = (\mathbf{H}_n \mathbf{H}_{n-1} \dots \mathbf{H}_1)^{-1} = \mathbf{H}_1 \mathbf{H}_2 \dots \mathbf{H}_n$.

An example of 5×4 matrix is shown as follows where \boxtimes represents a value that is not necessarily zero, and boldface indicates the value has just been changed.

$$\begin{array}{ccc}
 \begin{bmatrix} \boxtimes & \boxtimes & \boxtimes & \boxtimes \\ \boxtimes & \boxtimes & \boxtimes & \boxtimes \\ \boxtimes & \boxtimes & \boxtimes & \boxtimes \\ \boxtimes & \boxtimes & \boxtimes & \boxtimes \\ \boxtimes & \boxtimes & \boxtimes & \boxtimes \end{bmatrix} & \xrightarrow{H_1} & \begin{bmatrix} \boxtimes & \boxtimes & \boxtimes & \boxtimes \\ \mathbf{0} & \boxtimes & \boxtimes & \boxtimes \\ \mathbf{0} & \boxtimes & \boxtimes & \boxtimes \\ \mathbf{0} & \boxtimes & \boxtimes & \boxtimes \\ \mathbf{0} & \boxtimes & \boxtimes & \boxtimes \end{bmatrix} & \xrightarrow{H_2} & \begin{bmatrix} \boxtimes & \boxtimes & \boxtimes & \boxtimes \\ 0 & \boxtimes & \boxtimes & \boxtimes \\ 0 & \mathbf{0} & \boxtimes & \boxtimes \\ 0 & \mathbf{0} & \boxtimes & \boxtimes \\ 0 & \mathbf{0} & \boxtimes & \boxtimes \end{bmatrix} \\
 \mathbf{A} & & \mathbf{H_1 A} & & \mathbf{H_2 H_1 A} \\
 & & \xrightarrow{H_3} & & \xrightarrow{H_4} \\
 & & \begin{bmatrix} \boxtimes & \boxtimes & \boxtimes & \boxtimes \\ 0 & \boxtimes & \boxtimes & \boxtimes \\ 0 & 0 & \boxtimes & \boxtimes \\ 0 & 0 & \mathbf{0} & \boxtimes \\ 0 & 0 & \mathbf{0} & \boxtimes \end{bmatrix} & & \begin{bmatrix} \boxtimes & \boxtimes & \boxtimes & \boxtimes \\ 0 & \boxtimes & \boxtimes & \boxtimes \\ 0 & 0 & \boxtimes & \boxtimes \\ 0 & 0 & 0 & \boxtimes \\ 0 & 0 & 0 & \mathbf{0} \end{bmatrix} \\
 & & \mathbf{H_3 H_2 H_1 A} & & \mathbf{H_4 H_3 H_2 H_1 A}
 \end{array}$$

A closer look at QR factorization: the Householder algorithm is a process that makes a matrix triangular by a sequence of orthogonal matrix operations. In Gram-Schmidt process, we use triangular matrix to orthogonalize the matrix. However, in Householder algorithm, we use orthogonal matrices to triangularize. The difference between the two approaches is summarized as follows:

- Gram-Schmidt: triangular orthogonalization;
- Householder: orthogonal triangularization.

4.10 Computing the Full QR Decomposition via Householder Reflector

Since \mathbf{A} has n columns, and for every step $i \in \{1, 2, \dots, n\}$, we operate on a submatrix of size $(m - i + 1) \times (n - i + 1)$.

To compute the upper triangular matrix $\mathbf{R} = \mathbf{H}_n \mathbf{H}_{n-1} \cdots \mathbf{H}_1 \mathbf{A}$, we notice that

$$\begin{aligned}
 \mathbf{R} &= (\mathbf{H}_n \cdots (\mathbf{H}_3 (\mathbf{H}_2 (\mathbf{H}_1 \mathbf{A})))) \\
 &= \begin{bmatrix} \mathbf{I}_{n-1} & \mathbf{0} \\ \mathbf{0} & \mathbf{I} - 2\mathbf{u}_n \mathbf{u}_n^\top \end{bmatrix} \cdots \begin{bmatrix} \mathbf{I}_2 & \mathbf{0} \\ \mathbf{0} & \mathbf{I} - 2\mathbf{u}_3 \mathbf{u}_3^\top \end{bmatrix} \begin{bmatrix} \mathbf{I}_1 & \mathbf{0} \\ \mathbf{0} & \mathbf{I} - 2\mathbf{u}_2 \mathbf{u}_2^\top \end{bmatrix} [\mathbf{I} - 2\mathbf{u}_1 \mathbf{u}_1^\top] \mathbf{A},
 \end{aligned}$$

where the parentheses indicate the order of the computation, the upper-left of \mathbf{H}_2 is an 1×1 identity matrix, and it will not change the **first row** of $\mathbf{H}_1 \mathbf{A}$ and **first column** of $\mathbf{H}_1 \mathbf{A}$ as well from the "triangular property"; and the upper-left of \mathbf{H}_3 is a 2×2 identity matrix which will not change the **first 2 rows** of $\mathbf{H}_2 \mathbf{H}_2 \mathbf{A}$ and **first 2 columns** of $\mathbf{H}_2 \mathbf{H}_2 \mathbf{A}$ as well; \cdots . This property yields the step 8 in Algorithm 6 which operates only on the $i : m$ rows and $i : n$ column of \mathbf{R} in step i .

After the Householder transformation, we get the final triangular matrix \mathbf{R} , and the process is shown in Algorithm 6.

In Algorithm 6, to get the final orthogonal matrix $\mathbf{Q} = \mathbf{H}_1 \mathbf{H}_2 \cdots \mathbf{H}_n$, we notice that

$$\begin{aligned}
 \mathbf{Q} &= (((\mathbf{H}_1 \mathbf{H}_2) \mathbf{H}_3) \cdots \mathbf{H}_n) \\
 &= [\mathbf{I} - 2\mathbf{u}_1 \mathbf{u}_1^\top] \begin{bmatrix} \mathbf{I}_1 & \mathbf{0} \\ \mathbf{0} & \mathbf{I} - 2\mathbf{u}_2 \mathbf{u}_2^\top \end{bmatrix} \begin{bmatrix} \mathbf{I}_2 & \mathbf{0} \\ \mathbf{0} & \mathbf{I} - 2\mathbf{u}_3 \mathbf{u}_3^\top \end{bmatrix} \cdots \begin{bmatrix} \mathbf{I}_{n-1} & \mathbf{0} \\ \mathbf{0} & \mathbf{I} - 2\mathbf{u}_n \mathbf{u}_n^\top \end{bmatrix},
 \end{aligned}$$

where the parentheses indicate the order of the computation, the upper-left of \mathbf{H}_2 is an 1×1 identity matrix, and it will not change the **first column** of \mathbf{H}_1 ; and the upper-left of \mathbf{H}_3 is a 2×2 identity matrix which will not change the **first 2 columns** of $\mathbf{H}_1\mathbf{H}_2$; \dots . This property yields the step 14 in the algorithm.

Algorithm 6 Full QR Decomposition via Householder Reflector

Require: matrix \mathbf{A} with size $m \times n$ and $m \geq n$;

- 1: Initially set $\mathbf{R} = \mathbf{A}$;
 - 2: **for** $i = 1$ to n **do**
 - 3: $\mathbf{a} = \mathbf{R}_{i:m,i}$, i.e., first column of $\mathbf{R}_{i:m,i:n} \in \mathbb{R}^{(m-i+1) \times (n-i+1)}$;
 - 4: $r = \|\mathbf{a}\|$;
 - 5: $\mathbf{u}_i = \mathbf{a} - r\mathbf{e}_1 \in \mathbb{R}^{m-i+1}$;
 - 6: $\mathbf{u}_i = \mathbf{u}_i / \|\mathbf{u}_i\|$;
 - 7: $\mathbf{R}_{i,i} = r$, $\mathbf{R}_{i+1:m,i} = \mathbf{0}$;
 - 8: $\mathbf{R}_{i:m,i:n} = \mathbf{R}_{i:m,i:n} - 2\mathbf{u}_i(\mathbf{u}_i^\top \mathbf{R}_{i:m,i:n})$;
 - 9: **end for**
 - 10: Output \mathbf{R} as the triangular matrix;
 - 11: Get $\mathbf{Q} = \mathbf{H}_1\mathbf{H}_2 \cdots \mathbf{H}_n$;
 - 12: Initially set $\mathbf{Q} = \mathbf{H}_1$;
 - 13: **for** $i = 1$ to $n - 1$ **do**
 - 14: $\mathbf{Q}_{1:m,i+1:m} = \mathbf{Q}_{1:m,i+1:m}(\mathbf{I} - 2\mathbf{u}_{i+1}\mathbf{u}_{i+1}^\top) = \mathbf{Q}_{1:m,i+1:m} - \mathbf{Q}_{1:m,i+1:m}2\mathbf{u}_{i+1}\mathbf{u}_{i+1}^\top$.
 - 15: **end for**
-

Theorem 37 Algorithm 6 requires $\sim 2mn^2 - \frac{2}{3}n^3$ flops to compute a full QR decomposition of an $m \times n$ matrix with independent columns and $m > n$. Further, if \mathbf{Q} is needed explicitly, additional $\sim 4m^2n - 2mn^2$ flops required.

Proof [of Theorem 37] For loop i , $\mathbf{A}_{i:m,i:n}$ is of size $(m - i + 1) \times (n - i + 1)$. Thus \mathbf{a}_1 is in \mathbb{R}^{m-i+1} .

In step 4, to compute $r = \|\mathbf{a}\|$ involves $m - i + 1$ multiplications, $m - i$ additions, and 1 square root operation which is $\boxed{2(m - i + 1)}$ flops.

In step 5, $\mathbf{u}_i = \mathbf{a} - r\mathbf{e}_1$ 1 subtraction which is $\boxed{1}$ flops as the special structure of \mathbf{e}_1 ;

In step 6, same to step 4, it requires $2(m - i + 1)$ flops and $m - i + 1$ additional division which is $\boxed{3(m - i + 1)}$ flops.

In step 8, suppose loop $i = 1$, $\mathbf{u}_1^\top \mathbf{R}_{1:m,1:n}$ requires n times (m multiplications and $m - 1$ additions) which is $\boxed{n(2m - 1)}$ flops. $2\mathbf{u}_1$ requires \boxed{m} multiplications. Thus $2\mathbf{u}_1(\mathbf{u}_1^\top \mathbf{R}_{1:m,1:n})$ requires \boxed{mn} multiplications to make an $m \times n$ matrix. The final matrix subtraction needs \boxed{mn} subtractions. Thus the total complexity for step 7 if loop $i = 1$ is $\boxed{4mn + m - n}$ flops. This analysis can be applied to any loop i , and the complexity of step 8 for loop i is thus $\boxed{4(m - i + 1)(n - i + 1) + m - n}$ flops.

So for loop i the total complexity is $4i^2 - (4m + 4n + 13)i + 4mn + 3n + 10m + 1$ flops. Simple calculation will show the sum of n loops is $2mn^2 - \frac{2}{3}n^3$ flops if we keep only the leading terms.

To get the final \mathbf{Q} , since we have already computed $2\mathbf{u}_{i+1}$ in step 8, this will not have additional complexity. The computation of $\mathbf{Q}_{1:m,i+1:m}2\mathbf{u}_{i+1}$ involves m times ($m - i$ multiplications and $m - i - 1$ additions) which is $\boxed{m(2(m - i) - 1)}$ flops. Multiplied to \mathbf{u}_{i+1}^\top takes $\boxed{m(m - i)}$ multiplications. Further, the final matrix division requires $\boxed{m(m - i)}$ subtractions. So in loop i , the complexity of step 14 is $\boxed{4m(m - i) - m = 4m^2 - 4mi - m}$ flops. Simple calculation will show the sum of $n - 1$ loops is $4m^2n - 2mn^2 - 4m^2 + mn + m$ flops, or $4m^2n - 2mn^2$ flops if we keep only the leading terms. \blacksquare

After computing the full QR decomposition via the Householder algorithm, it is trivial to recover the reduced QR decomposition by just remove the silent columns in \mathbf{Q} and silent rows in \mathbf{R} . However, there is no direct way to compute the reduced QR decomposition without the full decomposition form.

4.11 Uniqueness of the QR Decomposition

The results of QR decomposition from the Gram-Schmidt process and the Householder algorithm are different. Even in Householder algorithm, we have different methods to choose the length r_1 in Equation 5. Thus, from this point, QR decomposition is not unique. However, if we use just the process described in Gram-Schmidt process, or systematically choose the length in Householder algorithm, then the decomposition is unique.

4.12 Application: Least Squares via Full QR Decomposition

Let's consider the overdetermined system $\mathbf{Ax} = \mathbf{b}$, where $\mathbf{A} \in \mathbb{R}^{m \times n}$ is the data matrix, $\mathbf{b} \in \mathbb{R}^m$ with $m > n$ is the observation matrix. Normally \mathbf{A} will have full column rank since the data from real work has large chance to be unrelated. And the least squares (LS) solution is given by $\mathbf{x}_{LS} = (\mathbf{A}^\top \mathbf{A})^{-1} \mathbf{A}^\top \mathbf{b}$ for minimizing $\|\mathbf{Ax} - \mathbf{b}\|^2$, where $\mathbf{A}^\top \mathbf{A}$ is invertible since \mathbf{A} has full column rank and $\text{rank}(\mathbf{A}^\top \mathbf{A}) = \text{rank}(\mathbf{A})$.

However, the inverse of a matrix is not easy to compute, we can then use QR decomposition to find the least squares solution as illustrated in the following theorem.

Theorem 38 (LS via QR for Full Column Rank Matrix) *Let $\mathbf{A} \in \mathbb{R}^{m \times n}$ and $\mathbf{A} = \mathbf{QR}$ is its full QR decomposition with $\mathbf{Q} \in \mathbb{R}^{m \times m}$ being an orthogonal matrix, $\mathbf{R} \in \mathbb{R}^{m \times n}$ being an upper triangular matrix appended by additional $m - n$ zero rows, and \mathbf{A} has full column rank with $m > n$. Suppose $\mathbf{R} = \begin{bmatrix} \mathbf{R}_1 \\ \mathbf{0} \end{bmatrix}$, where $\mathbf{R}_1 \in \mathbb{R}^{n \times n}$ is the square upper triangular in \mathbf{R} , $\mathbf{b} \in \mathbb{R}^m$, then the LS solution to $\mathbf{Ax} = \mathbf{b}$ is given by*

$$\mathbf{x}_{LS} = \mathbf{R}_1^{-1} \mathbf{c},$$

where \mathbf{c} is the first n components of $\mathbf{Q}^\top \mathbf{b}$.

Proof [of Theorem 38] Since $\mathbf{A} = \mathbf{QR}$ is the full QR decomposition of \mathbf{A} and $m > n$, the last $m - n$ rows of \mathbf{R} are zero as shown in Figure 3. Then $\mathbf{R}_1 \in \mathbb{R}^{n \times n}$ is the square upper

triangular in \mathbf{R} and $\mathbf{Q}^\top \mathbf{A} = \mathbf{R} = \begin{bmatrix} \mathbf{R}_1 \\ \mathbf{0} \end{bmatrix}$. Thus,

$$\begin{aligned} \|\mathbf{Ax} - \mathbf{b}\|^2 &= (\mathbf{Ax} - \mathbf{b})^\top (\mathbf{Ax} - \mathbf{b}) \\ &= (\mathbf{Ax} - \mathbf{b})^\top \mathbf{Q}\mathbf{Q}^\top (\mathbf{Ax} - \mathbf{b}) && \text{(Since } \mathbf{Q} \text{ is an orthogonal matrix)} \\ &= \|\mathbf{Q}^\top \mathbf{Ax} - \mathbf{Q}^\top \mathbf{b}\|^2 && \text{(Invariant under orthogonal)} \\ &= \left\| \begin{bmatrix} \mathbf{R}_1 \\ \mathbf{0} \end{bmatrix} \mathbf{x} - \mathbf{Q}^\top \mathbf{b} \right\|^2 \\ &= \|\mathbf{R}_1 \mathbf{x} - \mathbf{c}\|^2 + \|\mathbf{d}\|^2 \end{aligned}$$

where \mathbf{c} is the first n components of $\mathbf{Q}^\top \mathbf{b}$ and \mathbf{d} is the last $m - n$ components of $\mathbf{Q}^\top \mathbf{b}$. And the LS solution can be calculated by back substitution of the upper triangular system $\mathbf{R}_1 \mathbf{x} = \mathbf{c}$, i.e., $\mathbf{x}_{LS} = \mathbf{R}_1^{-1} \mathbf{c}$. ■

Further, a pictorial view of least squares for full column rank \mathbf{A} in fundamental theorem of linear algebra is provided in Appendix C.

5. Hessenberg Decomposition

We firstly give the definition of the upper Hessenberg matrix.

Definition 39 (Upper Hessenberg Matrix) *An upper Hessenberg matrix is a square matrix where all the entries below the first diagonal below the main diagonal (a.k.a., lower sub-diagonal) are zeros. Similarly, a lower Hessenberg matrix is a square matrix where all the entries above the first diagonal above the main diagonal are zeros.*

Take a 5×5 matrix as an example, the lower triangular below the lower sub-diagonal are zero in the upper Hessenberg matrix:

$$\begin{bmatrix} \boxtimes & \boxtimes & \boxtimes & \boxtimes & \boxtimes \\ \boxtimes & \boxtimes & \boxtimes & \boxtimes & \boxtimes \\ 0 & \boxtimes & \boxtimes & \boxtimes & \boxtimes \\ 0 & 0 & \boxtimes & \boxtimes & \boxtimes \\ 0 & 0 & 0 & \boxtimes & \boxtimes \end{bmatrix}$$

Then we have the following Hessenberg decomposition:

Theorem 40 (Hessenberg Decomposition) *Every $n \times n$ square matrix \mathbf{A} can be factored as*

$$\mathbf{A} = \mathbf{Q}\mathbf{H}\mathbf{Q}^\top \quad \text{or} \quad \mathbf{H} = \mathbf{Q}^\top \mathbf{A}\mathbf{Q},$$

where \mathbf{H} is an upper Hessenberg matrix, and \mathbf{Q} is an orthogonal matrix.

5.1 Existence of the Hessenberg Decomposition

Previously, we use Householder reflector to triangularize matrix and introduce zero's below the diagonal. Similar approach can be used to introduce zero's below the sub-diagonal.

Before introducing the mathematical construction of such decomposition, we emphasize on the following remark which will be very useful in the finding of the decomposition.

Remark 41 (Left and Right Multiplied by a Matrix with Block Identity) *For square matrix $\mathbf{A} \in \mathbb{R}^{n \times n}$, and a matrix*

$$\mathbf{B} = \begin{bmatrix} \mathbf{I}_k & \mathbf{0} \\ \mathbf{0} & \mathbf{B}_{n-k} \end{bmatrix},$$

where \mathbf{I}_k is a $k \times k$ identity matrix. Then \mathbf{BA} will not change the first k rows of \mathbf{A} , and \mathbf{AB} will not change the first k columns of \mathbf{A} .

The proof of this remark is trivial.

Let $\mathbf{A} = [\mathbf{a}_1, \mathbf{a}_2, \dots, \mathbf{a}_n]$ be the column partitions of \mathbf{A} , and each $\mathbf{a}_i \in \mathbb{R}^n$. Suppose $\bar{\mathbf{a}}_1, \bar{\mathbf{a}}_2, \dots, \bar{\mathbf{a}}_n \in \mathbb{R}^{n-1}$ are vectors removing the first component in \mathbf{a}_i 's. Let

$$\mathbf{u}_1 = \frac{\bar{\mathbf{a}}_1 - r_1 \mathbf{e}_1}{\|\bar{\mathbf{a}}_1 - r_1 \mathbf{e}_1\|}, \quad r_1 = \|\bar{\mathbf{a}}_1\|, \quad \text{and} \quad \widetilde{\mathbf{H}}_1 = \mathbf{I} - 2\mathbf{u}_1\mathbf{u}_1^\top \in \mathbb{R}^{(n-1) \times (n-1)},$$

where \mathbf{e}_1 here is the first basis for \mathbb{R}^{n-1} , i.e., $\mathbf{e}_1 = [1; 0; 0; \dots; 0] \in \mathbb{R}^{n-1}$. To introduce zeros below the sub-diagonal and operate on the submatrix $\mathbf{A}_{2:n,1:n}$, we append the Householder reflector into

$$\mathbf{H}_1 = \begin{bmatrix} 1 & \mathbf{0} \\ \mathbf{0} & \widetilde{\mathbf{H}}_1 \end{bmatrix},$$

in which case, $\mathbf{H}_1\mathbf{A}$ will introduce zeros in the first column of \mathbf{A} below entry (2,1). The first row of \mathbf{A} will not be affected at all and kept unchanged by Lemma 41. And we can easily verify that both \mathbf{H}_1 and $\widetilde{\mathbf{H}}_1$ are orthogonal matrices and they are symmetric (from the definition of Householder reflector). To have the form in Theorem 40, we multiply $\mathbf{H}_1\mathbf{A}$ from right by \mathbf{H}_1^\top which results in $\mathbf{H}_1\mathbf{A}\mathbf{H}_1^\top$. The \mathbf{H}_1^\top on the right will not change the first column of $\mathbf{H}_1\mathbf{A}$ and thus keep the zeros introduced in the first column.

Let $\mathbf{B} = \mathbf{H}_1\mathbf{A}\mathbf{H}_1^\top$, where the entries in the first column below entry (2,1) are all zeros. And the goal is to introduce zeros in the second column below entry (3,2). Let $\mathbf{B}_2 = \mathbf{B}_{2:n,2:n} = [\mathbf{b}_1, \mathbf{b}_2, \dots, \mathbf{b}_{n-1}]$. Suppose again $\bar{\mathbf{b}}_1, \bar{\mathbf{b}}_2, \dots, \bar{\mathbf{b}}_{n-1} \in \mathbb{R}^{n-2}$ are vectors removing the first component in \mathbf{b}_i 's. We can again construct a Householder reflector

$$\mathbf{u}_2 = \frac{\bar{\mathbf{b}}_1 - r_1 \mathbf{e}_1}{\|\bar{\mathbf{b}}_1 - r_1 \mathbf{e}_1\|}, \quad r_1 = \|\bar{\mathbf{b}}_1\|, \quad \text{and} \quad \widetilde{\mathbf{H}}_2 = \mathbf{I} - 2\mathbf{u}_2\mathbf{u}_2^\top \in \mathbb{R}^{(n-2) \times (n-2)}, \quad (7)$$

where \mathbf{e}_1 now is the first basis for \mathbb{R}^{n-2} . To introduce zeros below the sub-diagonal and operate on the submatrix $\mathbf{B}_{3:n,1:n}$, we append the Householder reflector into

$$\mathbf{H}_2 = \begin{bmatrix} \mathbf{I}_2 & \mathbf{0} \\ \mathbf{0} & \widetilde{\mathbf{H}}_2 \end{bmatrix},$$

where \mathbf{I}_2 is a 2×2 identity matrix. We can see that $\mathbf{H}_2\mathbf{H}_1\mathbf{A}\mathbf{H}_1^\top$ will not change the first two rows of $\mathbf{H}_1\mathbf{A}\mathbf{H}_1^\top$, and as the Householder cannot reflect a zero vector such that the zeros in the first column will not change. Again, put \mathbf{H}_2^\top on the right of $\mathbf{H}_2\mathbf{H}_1\mathbf{A}\mathbf{H}_1^\top$ will not change the first 2 columns so that the zeros will be kept.

Same process can go on, and we will finally triangularize

$$\mathbf{H} = \mathbf{H}_{n-2}\mathbf{H}_{n-3} \cdots \mathbf{H}_1\mathbf{A}\mathbf{H}_1^\top \mathbf{H}_2^\top \cdots \mathbf{H}_{n-2}^\top.$$

And since \mathbf{H}_i 's are symmetric and orthogonal, we have

$$\mathbf{H} = \mathbf{H}_{n-2}\mathbf{H}_{n-3} \cdots \mathbf{H}_1\mathbf{A}\mathbf{H}_1\mathbf{H}_2 \cdots \mathbf{H}_{n-2}.$$

Note here only $n - 1$ such steps exist rather than $n - 1$ or n . We will verify this number of steps by an example below.

An example of 5×5 matrix is shown as follows where \boxtimes represents a value that is not necessarily zero, and **boldface** indicates the value has just been changed.

$$\begin{array}{ccc} \begin{array}{c} \left[\begin{array}{ccccc} \boxtimes & \boxtimes & \boxtimes & \boxtimes & \boxtimes \\ \boxtimes & \boxtimes & \boxtimes & \boxtimes & \boxtimes \\ \boxtimes & \boxtimes & \boxtimes & \boxtimes & \boxtimes \\ \boxtimes & \boxtimes & \boxtimes & \boxtimes & \boxtimes \\ \boxtimes & \boxtimes & \boxtimes & \boxtimes & \boxtimes \end{array} \right] \\ \mathbf{A} \end{array} & \xrightarrow{\mathbf{H}_1 \times} & \begin{array}{c} \left[\begin{array}{ccccc} \boxtimes & \boxtimes & \boxtimes & \boxtimes & \boxtimes \\ \boxtimes & \boxtimes & \boxtimes & \boxtimes & \boxtimes \\ \mathbf{0} & \boxtimes & \boxtimes & \boxtimes & \boxtimes \\ \mathbf{0} & \boxtimes & \boxtimes & \boxtimes & \boxtimes \\ \mathbf{0} & \boxtimes & \boxtimes & \boxtimes & \boxtimes \end{array} \right] \\ \mathbf{H}_1\mathbf{A} \end{array} \end{array} \xrightarrow{\times \mathbf{H}_1^\top} \begin{array}{c} \left[\begin{array}{ccccc} \boxtimes & \boxtimes & \boxtimes & \boxtimes & \boxtimes \\ \boxtimes & \boxtimes & \boxtimes & \boxtimes & \boxtimes \\ \mathbf{0} & \boxtimes & \boxtimes & \boxtimes & \boxtimes \\ \mathbf{0} & \boxtimes & \boxtimes & \boxtimes & \boxtimes \\ \mathbf{0} & \boxtimes & \boxtimes & \boxtimes & \boxtimes \end{array} \right] \\ \mathbf{H}_1\mathbf{A}\mathbf{H}_1^\top \end{array} \\ \\ \begin{array}{ccc} & \xrightarrow{\mathbf{H}_2 \times} & \begin{array}{c} \left[\begin{array}{ccccc} \boxtimes & \boxtimes & \boxtimes & \boxtimes & \boxtimes \\ \boxtimes & \boxtimes & \boxtimes & \boxtimes & \boxtimes \\ \mathbf{0} & \boxtimes & \boxtimes & \boxtimes & \boxtimes \\ \mathbf{0} & \mathbf{0} & \boxtimes & \boxtimes & \boxtimes \\ \mathbf{0} & \mathbf{0} & \boxtimes & \boxtimes & \boxtimes \end{array} \right] \\ \mathbf{H}_2\mathbf{H}_1\mathbf{A}\mathbf{H}_1^\top \end{array} \end{array} \xrightarrow{\times \mathbf{H}_2^\top} \begin{array}{c} \left[\begin{array}{ccccc} \boxtimes & \boxtimes & \boxtimes & \boxtimes & \boxtimes \\ \boxtimes & \boxtimes & \boxtimes & \boxtimes & \boxtimes \\ \mathbf{0} & \boxtimes & \boxtimes & \boxtimes & \boxtimes \\ \mathbf{0} & \mathbf{0} & \boxtimes & \boxtimes & \boxtimes \\ \mathbf{0} & \mathbf{0} & \boxtimes & \boxtimes & \boxtimes \end{array} \right] \\ \mathbf{H}_2\mathbf{H}_1\mathbf{A}\mathbf{H}_1^\top \mathbf{H}_2^\top \end{array} \\ \\ \begin{array}{ccc} & \xrightarrow{\mathbf{H}_3 \times} & \begin{array}{c} \left[\begin{array}{ccccc} \boxtimes & \boxtimes & \boxtimes & \boxtimes & \boxtimes \\ \boxtimes & \boxtimes & \boxtimes & \boxtimes & \boxtimes \\ \mathbf{0} & \boxtimes & \boxtimes & \boxtimes & \boxtimes \\ \mathbf{0} & \mathbf{0} & \boxtimes & \boxtimes & \boxtimes \\ \mathbf{0} & \mathbf{0} & \mathbf{0} & \boxtimes & \boxtimes \end{array} \right] \\ \mathbf{H}_3\mathbf{H}_2\mathbf{H}_1\mathbf{A}\mathbf{H}_1^\top \mathbf{H}_2^\top \end{array} \end{array} \xrightarrow{\times \mathbf{H}_3^\top} \begin{array}{c} \left[\begin{array}{ccccc} \boxtimes & \boxtimes & \boxtimes & \boxtimes & \boxtimes \\ \boxtimes & \boxtimes & \boxtimes & \boxtimes & \boxtimes \\ \mathbf{0} & \boxtimes & \boxtimes & \boxtimes & \boxtimes \\ \mathbf{0} & \mathbf{0} & \boxtimes & \boxtimes & \boxtimes \\ \mathbf{0} & \mathbf{0} & \mathbf{0} & \boxtimes & \boxtimes \end{array} \right] \\ \mathbf{H}_3\mathbf{H}_2\mathbf{H}_1\mathbf{A}\mathbf{H}_1^\top \mathbf{H}_2^\top \mathbf{H}_3^\top \end{array}, \end{array}$$

where we find for left multiply by \mathbf{H}_1 , we operate on a $(5 - 1) \times (5 - 1 + 1)$ submatrix; left multiply by \mathbf{H}_2 , we operate on a $(5 - 2) \times (5 - 2 + 1)$ submatrix; left multiply by \mathbf{H}_3 , we operate on a $(5 - 3) \times (5 - 3 + 1)$ submatrix.

Similarly for right multiply by \mathbf{H}_1^\top , we operate on a $5 \times (5 - 1)$ submatrix; right multiply by \mathbf{H}_2^\top , we operate on a $5 \times (5 - 2)$ submatrix; right multiply by \mathbf{H}_3^\top , we operate on a $5 \times (5 - 3)$ submatrix. This finding is important for the computation and reduction in the complexity of Hessenberg decomposition.

5.2 Computing the Hessenberg Decomposition

Matrix $\mathbf{A} \in \mathbb{R}^{n \times n}$, and for left multiply by \mathbf{H}_i 's in each step $i \in \{1, 2, \dots, n - 2\}$, we operate on a submatrix of size $(n - i) \times (n - i + 1)$. For right multiply by \mathbf{H}_i^\top 's in each

step $i \in \{1, 2, \dots, n-2\}$, we operate on a submatrix of size $n \times (n-i)$. After the Householder transformation, we get the final triangular matrix \mathbf{R} , and the process is shown in Algorithm 7.

Similar to QR decomposition via Householder reflector, in Algorithm 7, to compute $\mathbf{H} = \mathbf{H}_{n-2}\mathbf{H}_{n-3}\cdots\mathbf{H}_1\mathbf{A}\mathbf{H}_1^\top\mathbf{H}_2^\top\cdots\mathbf{H}_{n-2}^\top$, we write out the equation

$$\begin{aligned} \mathbf{H} &= (\mathbf{H}_{n-2}\cdots(\mathbf{H}_3(\mathbf{H}_2(\mathbf{H}_1\mathbf{A}\mathbf{H}_1)\mathbf{H}_2)\mathbf{H}_3)\cdots\mathbf{H}_{n-2}) \\ &= \begin{bmatrix} \mathbf{I}_{n-2} & \mathbf{0} \\ \mathbf{0} & \mathbf{I} - 2\mathbf{u}_{n-2}\mathbf{u}_{n-2}^\top \end{bmatrix} \cdots \begin{bmatrix} \mathbf{I}_3 & \mathbf{0} \\ \mathbf{0} & \mathbf{I} - 2\mathbf{u}_3\mathbf{u}_3^\top \end{bmatrix} \begin{bmatrix} \mathbf{I}_2 & \mathbf{0} \\ \mathbf{0} & \mathbf{I} - 2\mathbf{u}_2\mathbf{u}_2^\top \end{bmatrix} \begin{bmatrix} \mathbf{I}_1 & \mathbf{0} \\ \mathbf{0} & \mathbf{I} - 2\mathbf{u}_1\mathbf{u}_1^\top \end{bmatrix} \\ &\mathbf{A} \begin{bmatrix} \mathbf{I}_1 & \mathbf{0} \\ \mathbf{0} & \mathbf{I} - 2\mathbf{u}_1\mathbf{u}_1^\top \end{bmatrix} \begin{bmatrix} \mathbf{I}_2 & \mathbf{0} \\ \mathbf{0} & \mathbf{I} - 2\mathbf{u}_2\mathbf{u}_2^\top \end{bmatrix} \begin{bmatrix} \mathbf{I}_3 & \mathbf{0} \\ \mathbf{0} & \mathbf{I} - 2\mathbf{u}_3\mathbf{u}_3^\top \end{bmatrix} \cdots \begin{bmatrix} \mathbf{I}_{n-2} & \mathbf{0} \\ \mathbf{0} & \mathbf{I} - 2\mathbf{u}_{n-2}\mathbf{u}_{n-2}^\top \end{bmatrix}, \end{aligned}$$

where the different colors for the parentheses indicate the computation order, and

- the upper-left of \mathbf{H}_1 is an 1×1 identity matrix, multiply from left will not change the **first row** of \mathbf{A} , then multiply from right will not change the **first column** of $\mathbf{H}_1\mathbf{A}$;
- the upper-left of \mathbf{H}_2 is a 2×2 identity matrix, multiply from left will not change the **first 2 row** of $\mathbf{H}_1\mathbf{A}\mathbf{H}_1$, then multiply from right will not change the **first 2 columns** of $\mathbf{H}_2\mathbf{H}_1\mathbf{A}\mathbf{H}_1$;
- the upper-left of \mathbf{H}_3 is a 3×3 identity matrix, multiply from left will not change the **first 3 rows** of $\mathbf{H}_2\mathbf{H}_1\mathbf{A}\mathbf{H}_1\mathbf{H}_2$, then multiply from right will not change the **first 3 columns** of $\mathbf{H}_3\mathbf{H}_2\mathbf{H}_1\mathbf{A}\mathbf{H}_1\mathbf{H}_2$;
- the process can go on, and this property yields the step 8 and 9 in the algorithm.

Similarly, to get the final orthogonal matrix $\mathbf{Q} = \mathbf{H}_1\mathbf{H}_2\cdots\mathbf{H}_{n-2}$, we write out the equation:

$$\begin{aligned} \mathbf{Q} &= \mathbf{H}_1\mathbf{H}_2\mathbf{H}_3\cdots\mathbf{H}_{n-2} \\ &= \begin{bmatrix} \mathbf{I}_1 & \mathbf{0} \\ \mathbf{0} & \mathbf{I} - 2\mathbf{u}_1\mathbf{u}_1^\top \end{bmatrix} \begin{bmatrix} \mathbf{I}_2 & \mathbf{0} \\ \mathbf{0} & \mathbf{I} - 2\mathbf{u}_2\mathbf{u}_2^\top \end{bmatrix} \begin{bmatrix} \mathbf{I}_3 & \mathbf{0} \\ \mathbf{0} & \mathbf{I} - 2\mathbf{u}_3\mathbf{u}_3^\top \end{bmatrix} \cdots \begin{bmatrix} \mathbf{I}_{n-2} & \mathbf{0} \\ \mathbf{0} & \mathbf{I} - 2\mathbf{u}_{n-2}\mathbf{u}_{n-2}^\top \end{bmatrix}, \end{aligned}$$

where the upper-left of \mathbf{H}_1 is an 1×1 identity matrix, the upper-left of \mathbf{H}_2 is an 2×2 identity matrix, and it will not change the first 2 columns of \mathbf{H}_1 ; and the upper-left of \mathbf{H}_3 is a 3×3 identity matrix which will not change the first 3 columns of $\mathbf{H}_1\mathbf{H}_2$; \cdots . This property yields the step 15 in the algorithm.

Theorem 42 *Algorithm 7 requires $\sim \frac{10}{3}n^3$ flops to compute a Hessenberg decomposition of an $n \times n$ square matrix. Further, if \mathbf{Q} is needed explicitly, additional $\sim 2n^3$ flops required.*

Proof [of Theorem 42] For loop i , $\mathbf{H}_{i+1:n,i:n} \in \mathbb{R}^{(n-i) \times (n-i+1)}$. Thus \mathbf{a} is in \mathbb{R}^{n-i} .

In step 4, to compute $r = \|\mathbf{a}\|$ involves $n-i$ multiplications, $n-i-1$ additions, and 1 square root operation which is $\boxed{2(n-i)}$ flops.

In step 5, $\mathbf{u}_i = \mathbf{a} - r\mathbf{e}_1$ requires 1 subtraction which is $\boxed{1}$ flops as the special structure of \mathbf{e}_1 ;

In step 6, same to step 4, it requires $2(n-i)$ flops and 1 additional division which is $\boxed{2(n-i)+1}$ flops.

Algorithm 7 Hessenberg Decomposition via the Householder Reflector

Require: matrix \mathbf{A} with size $n \times n$;

- 1: Initially set $\mathbf{H} = \mathbf{A}$;
 - 2: **for** $i = 1$ to $n - 2$ **do**
 - 3: $\mathbf{a} = \mathbf{H}_{i+1:n,i}$, i.e., first column of $\mathbf{H}_{i+1:n,i:n} \in \mathbb{R}^{(n-i) \times (n-i+1)}$;
 - 4: $r = \|\mathbf{a}\|$, ($2(n - i)$ flops);
 - 5: $\mathbf{u}_i = \mathbf{a} - r\mathbf{e}_1$, (1 flops);
 - 6: $\mathbf{u}_i = \mathbf{u}_i / \|\mathbf{u}_i\|$, ($2(n - i) + 1$ flops);
 - 7: $\mathbf{H}_{i+1,i} = r$, $\mathbf{H}_{i+2:n,i} = \mathbf{0}$, i.e., set the value of first column of $\mathbf{H}_{i+1:n,i:n}$, (0 flops);
 - 8: $\mathbf{H}_{i+1:n,i+1:n} = (\mathbf{I} - 2\mathbf{u}_i\mathbf{u}_i^\top)\mathbf{H}_{i+1:n,i+1:n} = \mathbf{H}_{i+1:n,i+1:n} - 2\mathbf{u}_i\mathbf{u}_i^\top\mathbf{H}_{i+1:n,i+1:n}$, ($4(n - i)^2$ flops);
 - 9: $\mathbf{H}_{1:n,i+1:n} = \mathbf{H}_{1:n,i+1:n}(\mathbf{I} - 2\mathbf{u}_i\mathbf{u}_i^\top) = \mathbf{H}_{1:n,i+1:n} - \mathbf{H}_{1:n,i+1:n}2\mathbf{u}_i\mathbf{u}_i^\top$, ($4n(n - i) - n$ flops);
 - 10: **end for**
 - 11: Output \mathbf{R} as the triangular matrix;
 - 12: Get $\mathbf{Q} = \mathbf{H}_1\mathbf{H}_2 \cdots \mathbf{H}_{n-2}$.
 - 13: Initially set $\mathbf{Q} = \mathbf{H}_1$;
 - 14: **for** $i = 1$ to $n - 3$ **do**
 - 15: $\mathbf{Q}_{1:n,i+2:n} = \mathbf{Q}_{1:n,i+2:n}(\mathbf{I} - 2\mathbf{u}_{i+1}\mathbf{u}_{i+1}^\top) = \mathbf{Q}_{1:n,i+2:n} - \mathbf{Q}_{1:n,i+2:n}2\mathbf{u}_{i+1}\mathbf{u}_{i+1}^\top$, ($2n^3$ flops);
 - 16: **end for**
 - 17: Output \mathbf{Q} as the orthogonal matrix.
-

In step 8, suppose in loop i , $\mathbf{u}_i^\top\mathbf{H}_{i+1:n,i+1:n}$ requires $n - i$ times ($n - i$ multiplications and $n - i - 1$ additions) which is $\boxed{(n - i)(2(n - i) - 1)}$ flops. $2\mathbf{u}_i$ requires $\boxed{n - i}$ multiplications. Further $2\mathbf{u}_i(\mathbf{u}_i^\top\mathbf{H}_{i+1:n,i+1:n})$ requires $\boxed{(n - i)^2}$ multiplications to make an $(n - i) \times (n - i)$ matrix. The final matrix subtraction needs $\boxed{(n - i)^2}$ subtractions. Thus the total complexity for step 7 if loop i is $\boxed{4(n - i)^2}$ flops.

In step 9, the computation of $2\mathbf{u}_i$ needs 0 flops since it has already been calculated in step 8. Similarly, $\mathbf{H}_{1:n,i+1:n}2\mathbf{u}_i$ involves n times ($n - i$ multiplications and $n - i - 1$ additions) which is $\boxed{n(2(n - i) - 1)}$ flops. $\mathbf{H}_{1:n,i+1:n}2\mathbf{u}_i\mathbf{u}_i^\top$ takes $\boxed{n(n - i)}$ multiplications. The final matrix subtraction needs additional $\boxed{n(n - i)}$ subtractions. This makes the complexity of step 8 to be $\boxed{4n(n - i) - n}$ flops.

So for loop i the total complexity is $4i^2 - (12n + 4)i + (8n^2 + 3n + 2)$ flops. Simple calculation will show the sum of $n - 2$ loops is $\frac{10}{3}n^3$ flops if we keep only the leading term.

For the additional computation of \mathbf{Q} in step 9, the situation is similar to step 8. And its complexity is $2n^3$ flops. ■

6. CR Decomposition

CR decomposition is recently proposed in (Strang, 2021). As usual, we firstly give the result and we will discuss the existence and the origin of this decomposition.

Theorem 43 (CR Decomposition) Any rank- r matrix $\mathbf{A} \in \mathbb{R}^{m \times n}$ can be factored as

$$\mathbf{A} = \mathbf{C}\mathbf{R}$$

where \mathbf{C} is some r independent columns of \mathbf{A} , and \mathbf{R} is a $r \times n$ matrix to reconstruct the columns of \mathbf{A} from columns of \mathbf{C} . In particular, \mathbf{R} is the row reduced echelon form of \mathbf{A} without the zero rows.

The storage for the decomposition is then reduced or potentially increased from mn to $r(m+n)$.

6.1 Existence of the CR Decomposition

Column Space View of Matrix Multiplication: a multiplication of two matrix $\mathbf{D} \in \mathbb{R}^{m \times k}$, $\mathbf{E} \in \mathbb{R}^{k \times n}$ is $\mathbf{A} = \mathbf{D}\mathbf{E} = \mathbf{D}[\mathbf{e}_1, \mathbf{e}_2, \dots, \mathbf{e}_n] = [\mathbf{D}\mathbf{e}_1, \mathbf{D}\mathbf{e}_2, \dots, \mathbf{D}\mathbf{e}_n]$, i.e., each column of \mathbf{A} is a combination of columns from \mathbf{D} .

Since matrix \mathbf{A} is of rank r , there are some r independent columns in \mathbf{A} . We then choose independent columns from \mathbf{A} and put them into \mathbf{C} :

Find r Independent Columns From \mathbf{A}

1. If column 1 of \mathbf{A} is not zero, put it into the column of \mathbf{C} ;
2. If column 2 of \mathbf{A} is not a multiple of column 1, put it into the column of \mathbf{C} ;
3. If column 3 of \mathbf{A} is not a combination of columns 1 and 2, put it into the column of \mathbf{C} ;
4. Continue this process until we find r independent columns (or all the independent columns if we do not know the rank r beforehand).

When we have the r independent columns from \mathbf{A} , we can prove the existence of CR decomposition by the column space view of matrix multiplication.

Proof [of Theorem 43: Existence of CR Decomposition] As the rank of matrix \mathbf{A} is r and \mathbf{C} contains r independent columns from \mathbf{A} , the column space of \mathbf{C} is equivalent to the column space of \mathbf{A} . If we take any other column \mathbf{a}_i of \mathbf{A} , \mathbf{a}_i can be represented as a linear combination of the columns of \mathbf{C} , i.e., there exist a vector \mathbf{r}_i such that $\mathbf{a}_i = \mathbf{C}\mathbf{r}_i$, $\forall i \in \{1, 2, \dots, n\}$. Put these \mathbf{r}_i 's into the columns of matrix \mathbf{R} , we obtain

$$\mathbf{A} = [\mathbf{a}_1, \mathbf{a}_2, \dots, \mathbf{a}_n] = [\mathbf{C}\mathbf{r}_1, \mathbf{C}\mathbf{r}_2, \dots, \mathbf{C}\mathbf{r}_n] = \mathbf{C}\mathbf{R}.$$

■

6.2 Row Reduced Echelon Form (RREF)

In Gaussian elimination Section 2.1, we introduced elimination matrix (a lower triangular matrix) and permutation matrix to transform A into an upper triangular form. We rewrite the Gaussian elimination for a 4×4 square matrix, and \boxtimes represents a value that is not necessarily zero, and **boldface** indicates the value has just been changed. :

Gaussian Elimination For a Square Matrix

$$\begin{bmatrix} \boxtimes & \boxtimes & \boxtimes & \boxtimes \\ \boxtimes & \boxtimes & \boxtimes & \boxtimes \\ \boxtimes & \boxtimes & \boxtimes & \boxtimes \\ \boxtimes & \boxtimes & \boxtimes & \boxtimes \end{bmatrix} \xrightarrow{E_1} \begin{bmatrix} \boxtimes & \boxtimes & \boxtimes & \boxtimes \\ \mathbf{0} & \mathbf{0} & \boxtimes & \boxtimes \\ \mathbf{0} & \boxtimes & \boxtimes & \boxtimes \\ \mathbf{0} & \boxtimes & \boxtimes & \boxtimes \end{bmatrix} \xrightarrow{P_1} \begin{bmatrix} \boxtimes & \boxtimes & \boxtimes & \boxtimes \\ \mathbf{0} & \boxtimes & \boxtimes & \boxtimes \\ \mathbf{0} & \mathbf{0} & \boxtimes & \boxtimes \\ \mathbf{0} & \boxtimes & \boxtimes & \boxtimes \end{bmatrix} \xrightarrow{E_2} \begin{bmatrix} \boxtimes & \boxtimes & \boxtimes & \boxtimes \\ \mathbf{0} & \boxtimes & \boxtimes & \boxtimes \\ \mathbf{0} & \mathbf{0} & \boxtimes & \boxtimes \\ \mathbf{0} & \mathbf{0} & \mathbf{0} & \boxtimes \end{bmatrix}$$

A $E_1 A$ $P_1 E_1 A$ $E_2 P_1 E_1 A$

But Gaussian elimination can also be applied on a rectangular matrix, we give an example for a 4×5 matrix as follows:

Gaussian Elimination For a Rectangular Matrix

$$\begin{bmatrix} \mathbf{2} & \boxtimes & 10 & 9 & \boxtimes \\ \boxtimes & \boxtimes & \boxtimes & \boxtimes & \boxtimes \\ \boxtimes & \boxtimes & \boxtimes & \boxtimes & \boxtimes \\ \boxtimes & \boxtimes & \boxtimes & \boxtimes & \boxtimes \end{bmatrix} \xrightarrow{E_1} \begin{bmatrix} \mathbf{2} & \boxtimes & 10 & 9 & \boxtimes \\ \mathbf{0} & \mathbf{0} & \mathbf{5} & \mathbf{6} & \boxtimes \\ \mathbf{0} & \mathbf{0} & \mathbf{2} & \boxtimes & \boxtimes \\ \mathbf{0} & \mathbf{0} & \boxtimes & \boxtimes & \boxtimes \end{bmatrix} \xrightarrow{E_2} \begin{bmatrix} \mathbf{2} & \boxtimes & 10 & 9 & \boxtimes \\ \mathbf{0} & \mathbf{0} & \mathbf{5} & \mathbf{6} & \boxtimes \\ \mathbf{0} & \mathbf{0} & \mathbf{0} & \mathbf{3} & \boxtimes \\ \mathbf{0} & \mathbf{0} & \mathbf{0} & \mathbf{0} & \mathbf{0} \end{bmatrix}$$

A $E_1 A$ $E_2 E_1 A$

where the red colored numbers are **pivots** as we defined previously and we call the last matrix above **row echelon form**. Note that we get row 4 as a zero row in this specific example. Going further, if we subtract each row by a multiple of the next row to make the value above the pivots to be zero:

Row Reduced Echelon Form: Get Zero Above Pivots

$$\begin{bmatrix} \mathbf{2} & \boxtimes & 10 & 9 & \boxtimes \\ \mathbf{0} & \mathbf{0} & \mathbf{5} & \mathbf{6} & \boxtimes \\ \mathbf{0} & \mathbf{0} & \mathbf{0} & \mathbf{3} & \boxtimes \\ \mathbf{0} & \mathbf{0} & \mathbf{0} & \mathbf{0} & \mathbf{0} \end{bmatrix} \xrightarrow{E_3} \begin{bmatrix} \mathbf{2} & \boxtimes & \mathbf{0} & \mathbf{-3} & \boxtimes \\ \mathbf{0} & \mathbf{0} & \mathbf{5} & \mathbf{6} & \boxtimes \\ \mathbf{0} & \mathbf{0} & \mathbf{0} & \mathbf{3} & \boxtimes \\ \mathbf{0} & \mathbf{0} & \mathbf{0} & \mathbf{0} & \mathbf{0} \end{bmatrix} \xrightarrow{E_4} \begin{bmatrix} \mathbf{2} & \boxtimes & \mathbf{0} & \mathbf{0} & \boxtimes \\ \mathbf{0} & \mathbf{0} & \mathbf{5} & \mathbf{0} & \boxtimes \\ \mathbf{0} & \mathbf{0} & \mathbf{0} & \mathbf{3} & \boxtimes \\ \mathbf{0} & \mathbf{0} & \mathbf{0} & \mathbf{0} & \mathbf{0} \end{bmatrix}$$

$E_2 E_1 A$ $E_3 E_2 E_1 A$ $E_4 E_3 E_2 E_1 A$

where E_3 subtract 2 times row 2 from row 1, and E_4 add row 3 to row 1 and subtract 2 times row 3 from row 2. Finally, we get the full row reduced echelon form by making the pivots to be 1:

Row Reduced Echelon Form: Make The Pivots To Be 1

$$\begin{array}{ccc}
 \begin{bmatrix} 2 & \boxtimes & 0 & 0 & \boxtimes \\ 0 & 0 & 5 & 0 & \boxtimes \\ 0 & 0 & 0 & 3 & \boxtimes \\ 0 & 0 & 0 & 0 & 0 \end{bmatrix} & \xrightarrow{E_5} & \begin{bmatrix} 1 & \boxtimes & 0 & 0 & \boxtimes \\ 0 & 0 & 1 & 0 & \boxtimes \\ 0 & 0 & 0 & 1 & \boxtimes \\ 0 & 0 & 0 & 0 & 0 \end{bmatrix}, \\
 E_4 E_3 E_2 E_1 A & & E_5 E_4 E_3 E_2 E_1 A
 \end{array}$$

where E_5 makes the pivots to be 1. Note here, the transformation matrix E_1, E_2, \dots, E_5 are not necessarily to be lower triangular matrices as they are in LU decomposition. They can also be permutation matrix or other matrix. We call this final matrix as **row reduced echelon form** of A where it has 1's as pivots and zeros above the pivots.

Lemma 44 *The rank of A is equal to the number of pivots.*

Lemma 45 *The row reduced echelon form of matrix A is the matrix R in CR decomposition.*

Proof [Informal Proof of Lemma 45 and Lemma 44] Follow the steps in Gaussian elimination, the number of pivot elements indicates number of independent columns in matrix A , which is on the other hand, exactly rank of the matrix.

Follow the example above, we have

$$E_5 E_4 E_3 E_2 E_1 A = R.$$

We notice that the columns 1, 3, 4 of R has only one element 1 which means we could construct a matrix C (exactly the same column matrix in CR decomposition) whose first 3 columns to be equal to columns 1, 3, 4 of matrix A , i.e., $C = [a_1, a_3, a_4]$. Furthermore, since the last row of R is all zero, the column 4 of C does not account for any computation we can just ignore column 4 of C and row 4 of R . And this C is the only matrix that can reconstruct the columns 1, 3, 4 of A as the pivots of R are all 1. We obtain

$$A = CR.$$

■

R has a remarkable form whose r columns containing the pivots form a $r \times r$ identity matrix. Note that we can just remove the zero rows from the row reduced echelon form to obtain this matrix R . In (Strang, 2021), the authors give a specific notation for the row reduced echelon form without removing the zero rows as R_0 :

$$R_0 = rref(A) = \begin{bmatrix} R \\ 0 \end{bmatrix} = \begin{bmatrix} I_r & F \\ 0 & 0 \end{bmatrix} P,^7$$

where $n \times n$ permutation matrix P puts the columns of $r \times r$ identity matrix I_r into the correct positions, matching the first r independent columns of the original matrix A .

The CR decomposition reveals a great theorem of linear algebra that the row rank equals the column rank of any matrix.

7. Permutation matrix P in the right side of a matrix is to permute the column of that matrix.

Corollary 46 (Row Rank Equals to Column Rank) *The dimension of the column space of a matrix $\mathbf{A} \in \mathbb{R}^{m \times n}$ is equal to the dimension of its row space, i.e., the row rank and the column rank of a matrix \mathbf{A} are equal.*

Proof [of Corollary 46] For CR decomposition of matrix $\mathbf{A} = \mathbf{C}\mathbf{R}$, we have $\mathbf{R} = [\mathbf{I}_r, \mathbf{F}]\mathbf{P}$, where \mathbf{P} is a $n \times n$ permutation to put the columns of the $r \times r$ identity matrix \mathbf{I}_r into the correct positions as shown above. It can be easily verified that the r rows of \mathbf{R} are independent from the submatrix of \mathbf{I}_r .

Firstly, from the definition of CR decomposition, the r columns of \mathbf{C} are from r independent columns of \mathbf{A} , the column rank of \mathbf{A} is r . Further,

- Since $\mathbf{A} = \mathbf{C}\mathbf{R}$, all rows of \mathbf{A} are combinations of the rows of \mathbf{R}
- From $\mathbf{A} = \mathbf{C}\mathbf{R}$, we also have $(\mathbf{C}^\top \mathbf{C})^{-1} \mathbf{C}^\top \mathbf{C}\mathbf{R} = (\mathbf{C}^\top \mathbf{C})^{-1} \mathbf{C}^\top \mathbf{A}$, that is $\mathbf{R} = (\mathbf{C}^\top \mathbf{C})^{-1} \mathbf{C}^\top \mathbf{A}$. Then all rows of \mathbf{R} are also combinations of the rows of \mathbf{A} .

Therefore, the row rank of \mathbf{A} equals to r which completes the proof. ■

In the above proof, we use CR decomposition to show that the row rank of a matrix is equal to its column rank. An elementary proof without using CR decomposition or Gaussian elimination is provided in Appendix A. Moreover, we discuss the special form of pseudo-inverse from CR decomposition in Appendix D.

6.3 Computing the CR Decomposition by Gaussian Elimination

The central step to compute CR decomposition is to find the row reduced echelon form of the matrix \mathbf{A} . Suppose \mathbf{A} is of size $m \times n$:

- Get row echelon form (REF):
 - A. Use row 1 of \mathbf{A} to make the values under \mathbf{A}_{11} to be 0 (permutation involved if $\mathbf{A}_{11} = 0$), $(2(m-1)n + (m-1)$ flops);
 - B. Use row 2 of the result matrix \mathbf{R} to make the values under \mathbf{R}_{22} to be 0 (permutation involved if $\mathbf{R}_{22} = 0$), $(2(m-2)(n-1) + (m-2)$ flops);
 - C. Continue this process until we get the row echelon form.
- Get row reduced echelon form (RREF):
 - D. Use last row to make the values above this last pivot to be zero (ignore if the row is all zero);
 - E. Use second last row to make the values above this second last pivot to be zero (ignore if the row is all zero);
 - F. Continue this process until we get the row reduced echelon form and divide each row to make the pivots to be 1. Note that there are $m-1$ such steps if $m \leq n$ and $n-1$ such steps if $m > n$;

This process is formulated in Algorithm 8.

Algorithm 8 CR Decomposition via Gaussian Elimination

Require: rank- r matrix $\mathbf{A} = [\mathbf{a}_1, \mathbf{a}_2, \dots, \mathbf{a}_n]$ with size $m \times n$;

- 1: Initially set $\mathbf{R} = \mathbf{A}$;
 - 2: Set $\mathbf{b}_1 = \mathbf{a}_1$, (Suppose the first column is nonzero) (0 flops);
 - 3: **for** $k = 1$ to $m - 1$ **do**
 - 4: Use row k of \mathbf{R} to make the values under \mathbf{R}_{kk} to be 0 (permutation involved if $\mathbf{R}_{kk} = 0$);
 - 5: **end for**
 - 6: **for** $k = m$ to 2 **do**
 - 7: Use row k to make the values above this last pivots to be zero (ignore if the row is all zero);
 - 8: **end for**
 - 9: Make the pivot to be 1;
 - 10: Select the rows from \mathbf{A} corresponding to the rows of \mathbf{U} into \mathbf{R} .
-

Theorem 47 *Algorithm 8 requires*

$$cost = \begin{cases} \sim 2m^2n - m^3 \text{ flops}, & \text{if } m \leq n \\ \sim m^2n \text{ flops}, & \text{if } m > n. \end{cases}$$

to compute a CR decomposition of an $m \times n$ matrix.

Proof [of Theorem 47] Procedure A in the above discussion needs $m - 1$ divisions to get the multipliers and it takes $m - 1$ times (rows) n multiplication with the multiplier. To make the values under \mathbf{A}_{11} to be zero, it involves $m - 1$ times n subtractions. As a result, procedure A costs $2(m - 1)n + (m - 1)$ flops.

Procedure B needs $m - 2$ divisions to get the multipliers and it takes $m - 2$ times (rows) $n - 1$ multiplication with the multipliers. To make the values under \mathbf{A}_{22} to be zero, it involves $m - 2$ times $n - 1$ subtractions. As a result, procedure 2 costs $2(m - 2)(n - 1) + (m - 2)$ flops.

The procedure can go on, and we can thus summarize the costs for each loop of step 4 in the following table:

k	Get multipliers	Multipliers multiply each row	Rows subtraction
1	2 : $m = m - 1$ rows	$(m - 1)(n)$	$(m - 1)(n)$
2	3 : $m = m - 2$ rows	$(m - 2)(n - 1)$	$(m - 2)(n - 1)$
3	4 : $m = m - 3$ rows	$(m - 3)(n - 2)$	$(m - 3)(n - 2)$
\vdots	\vdots	\vdots	\vdots
k	$k + 1$: $m = m - k$ rows	$(m - k)(n - k + 1)$	$(m - k)(n - k + 1)$
\vdots	\vdots	\vdots	\vdots
$m - 1$	m : $m = 1$ row	$(1)(n - m + 2)$	$(1)(n - m + 2)$

We notice that the $n - m + 2$ in the last row of the above table may not be positive, so that we separate into two cases to discuss the complexity of computing the row echelon form (REF).

Get REF, case 1: $m \leq n$, the procedure can go on until the loop $m - 1$. Thus in step 4 to get the row echelon form, we need

$$\sum_{i=1}^{m-1} [2(m-i)(n-i+1) + (m-i)] = \sum_{i=1}^{m-1} [2i^2 - (2m+2n+3)i + (2mn+3m)],$$

or $m^2n - \frac{1}{3}m^3$ flops if keep only the leading terms.

Get REF, case 2: $m > n$, the procedure should stop at loop n , otherwise, $n - k + 1$ will be zero if $k = n + 1$. Thus, in step 4 to get the row echelon form, we need

$$\sum_{i=1}^n [2(m-i)(n-i+1) + (m-i)] = \sum_{i=1}^n [2i^2 - (2m+2n+3)i + (2mn+3m)],$$

or $mn^2 - \frac{1}{3}n^3$ flops if keep only the leading terms.

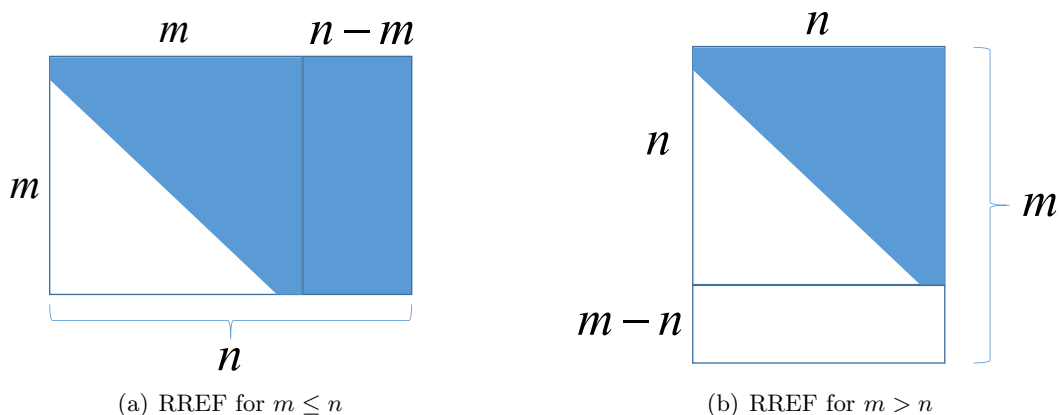


Figure 5: Get RREF from row echelon form.

To get row reduced echelon form (RREF) from row echelon form (REF), we can also separate it into two cases, $m \leq n$ and $m > n$ as shown in Figure 5 where blank entries indicate zeros, blue entries indicate values that are not necessarily zero, pivots are on the diagonal in the "worst" case.

Get RREF Case 1: $m \leq n$

Procedure D needs $m - 1$ divisions to get the multipliers and it takes $m - 1$ times $n - m + 1$ multiplications with the multipliers. Then to get the zeros above the pivots, it involves $m - 1$ times $n - m + 1$ subtractions. As a results, procedure D costs $2(m - 1)(n - m + 1) + m - 1$ flops.

Procedure E needs $m - 2$ divisions to get the multipliers and it takes $m - 2$ times $n - m + 2$ multiplications with the multipliers. Then to get the zeros above the pivots, it involves $m - 2$ times $n - m + 2$ subtractions. As a results, procedure E costs $2(m - 2)(n - m + 2) + m - 2$ flops.

The procedure can go on, and we can thus again summarize the cost for each loop in the following table:

k	Get multipliers	Multipliers multiply each row	Rows subtraction
m	$1 : m - 1 = m - 1$ rows	$(m - 1)(n - m + 1)$	$(m - 1)(n - m + 1)$
$m - 1$	$1 : m - 2 = m - 2$ rows	$(m - 2)(n - m + 2)$	$(m - 2)(n - m + 2)$
$m - 2$	$1 : m - 3 = m - 3$ rows	$(m - 3)(n - m + 3)$	$(m - 3)(n - m + 3)$
\vdots	\vdots	\vdots	\vdots
k	$1 : k - 1 = k - 1$ rows	$(k - 1)(n - k + 1)$	$(k - 1)(n - k + 1)$
\vdots	\vdots	\vdots	\vdots
2	$1 : 1 = 1$ row	$(1)(n - 2 + 1)$	$(1)(n - 2 + 1)$

In the second loop to get the row reduced echelon form from the row echelon form, we need

$$\begin{aligned}
 \sum_{k=2}^m [2(k-1)(n-k+1) + k - 1] &= \sum_{k=2}^m [2(k-1)(n-k+1) + k - 1] \\
 &= \sum_{i=1}^{m-1} [2(i)(n-i) + i], \quad (i = k - 1) \\
 &= \sum_{i=1}^{m-1} [-2i^2 + (2n + 1)i],
 \end{aligned}$$

or $\boxed{-\frac{2}{3}m^3 + m^2n}$ flops if we keep only the leading terms.

Get RREF Case 2: $m > n$

Procedure D needs $n - 1$ divisions to get the multipliers and it takes $n - 1$ times 1 multiplications with the multipliers. Then to get the zeros above the pivots, it involves $n - 1$ times 1 subtractions. As a results, procedure D costs $2(n - 1)(1) + n - 1$ flops.

Procedure E needs $n - 2$ divisions to get the multipliers and it takes $n - 2$ times 2 multiplications with the multipliers. Then to get the zeros above the pivots, it involves $n - 2$ times 2 subtractions. As a results, procedure E costs $2(n - 2)(2) + n - 2$ flops.

The procedure can go on, and we can thus again summarize the cost for each loop in the following table:

k	Get multipliers	Multipliers multiply each row	Rows subtraction
n	$1 : n - 1 = n - 1$ rows	$(n - 1)(1)$	$(n - 1)(1)$
$n - 1$	$1 : n - 2 = n - 2$ rows	$(n - 2)(2)$	$(n - 2)(2)$
$n - 2$	$1 : n - 3 = n - 3$ rows	$(n - 3)(3)$	$(n - 3)(3)$
\vdots	\vdots	\vdots	\vdots
k	$1 : k - 1 = k - 1$ rows	$(k - 1)(n - k + 1)$	$(k - 1)(n - k + 1)$
\vdots	\vdots	\vdots	\vdots
2	$1 : 1 = 1$ row	$(1)(n - 2 + 1)$	$(1)(n - 2 + 1)$

In the second loop to get the row reduced echelon form from the row echelon form, we need

$$\begin{aligned} \sum_{k=2}^n [2(k-1)(n-k+1) + k - 1] &= \sum_{k=2}^n [2(k-1)(n-k+1) + k - 1] \\ &= \sum_{i=1}^{n-1} [2(i)(n-i) + i], \quad (i = k - 1) \\ &= \sum_{i=1}^{n-1} [-2i^2 + (2n+1)i], \end{aligned}$$

or $\boxed{\frac{1}{3}n^3}$ flops if we keep only the leading terms.

Total cost: Step 9 involves mn flops (divisions) at most to make the pivots to be 1's. So the total cost is:

- the total cost for $m \leq n$ is then $m^2n - \frac{1}{3}m^3 - \frac{2}{3}m^3 + m^2n = \boxed{2m^2n - m^3}$ flops if we keep only the leading terms.

- the total cost for $m > n$ is then $mn^2 - \frac{1}{3}n^3 + \frac{1}{3}n^3 = \boxed{m^2n}$ flops if we keep only the leading term.

To conclude, the total cost is

$$\text{cost} = \begin{cases} 2m^2n - m^3 \text{ flops,} & \text{if } m \leq n; \\ m^2n \text{ flops,} & \text{if } m > n. \end{cases}$$

■

In CUR decomposition, we will use a modified Gram-Schmidt process to find the independent columns of \mathbf{A} which shares similar complexity with this Gaussian elimination for row reduced echelon form. But the modified Gram-Schmidt process is more clear from the perspective of equations to be computed, i.e., we can have specific computations from the values of matrix.

7. Skeleton/CUR Decomposition

Theorem 48 (Skeleton Decomposition) Any rank- r matrix $\mathbf{A} \in \mathbb{R}^{m \times n}$ can be factored as

$$\mathbf{A} = \mathbf{C}\mathbf{U}^{-1}\mathbf{R},$$

where \mathbf{C} is some r independent columns of \mathbf{A} , \mathbf{R} is some r independent rows of \mathbf{A} and \mathbf{U} is the nonsingular submatrix on the intersection.

The storage for the decomposition is then reduced or potentially increased from mn to $r(m+n) + r^2$.

Skeleton decomposition is also known as CUR decomposition. The illustration of skeleton decomposition is shown in Figure 6. Specifically, if I, J are the indices of rows and columns selected from \mathbf{A} into \mathbf{R} and \mathbf{C} respectively, \mathbf{U} can be denoted as $\mathbf{U} = \mathbf{A}[I, J]$.

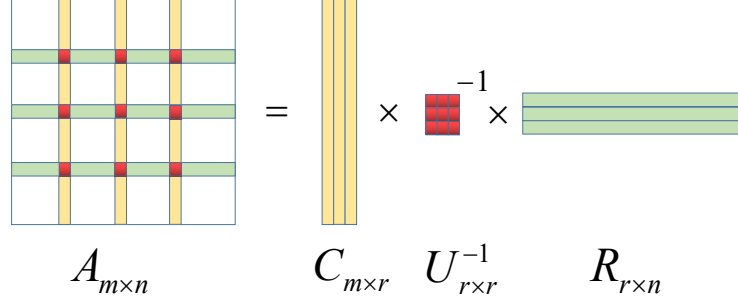


Figure 6: Demonstration of skeleton decomposition of a matrix

7.1 Existence of the Skeleton Decomposition

In Corollary 46, we proved the row rank and the column rank of a matrix are equal. In another word, we can also claim that the dimension of the column space and the dimension of the row space are equal. This property is essential to the existence of skeleton decomposition.

We are then ready to prove the existence of skeleton decomposition. The proof is rather elementary.

Proof [of Theorem 48] The proof relies on the existence of such nonsingular matrix \mathbf{U} which is central to this decomposition method.

Existence of such nonsingular matrix \mathbf{U} : since matrix \mathbf{A} is rank- r , we can pick r columns from \mathbf{A} so that they are linearly independent. Suppose we put the specific r independent columns $\mathbf{a}_{i1}, \mathbf{a}_{i2}, \dots, \mathbf{a}_{ir}$ into columns of a $m \times n$ matrix $\mathbf{N} = [\mathbf{a}_{i1}, \mathbf{a}_{i2}, \dots, \mathbf{a}_{ir}] \in \mathbb{R}^{m \times r}$. The dimension of column space of \mathbf{N} is r so that the dimension of row space of \mathbf{N} is also r by Corollary 46. Again, we can pick r independent rows $\mathbf{n}_{j1}^\top, \mathbf{n}_{j2}^\top, \dots, \mathbf{n}_{jr}^\top$ from \mathbf{N} and put the specific r rows into rows of a $r \times r$ matrix $\mathbf{U} = [\mathbf{n}_{j1}^\top; \mathbf{n}_{j2}^\top; \dots; \mathbf{n}_{jr}^\top] \in \mathbb{R}^{r \times r}$. Using Corollary 46 again, the dimension of the column space of \mathbf{U} is also r which means there are the r independent columns from \mathbf{U} . So \mathbf{U} is such a nonsingular matrix with size $r \times r$.

Since \mathbf{U} is a nonsingular matrix, the columns of \mathbf{U} are linearly independent. Thus the columns of matrix \mathbf{C} based on columns of \mathbf{U} are also linearly independent.

As the rank of matrix \mathbf{A} is r , if we take any other column \mathbf{a}_i of \mathbf{A} , \mathbf{a}_i can be represented as a linear combination of the columns of \mathbf{C} , i.e., there exist a vector \mathbf{x} such that $\mathbf{a}_i = \mathbf{C}\mathbf{x}$, for all $i \in \{1, 2, \dots, n\}$. Let r rows of \mathbf{a}_i corresponding to the row entries of \mathbf{U} be $\mathbf{r}_i \in \mathbb{R}^r$ for all $i \in \{1, 2, \dots, n\}$ (i.e., \mathbf{r}_i contains r entries of \mathbf{a}_i), we have $\mathbf{r}_i = \mathbf{U}\mathbf{x}$ which is equivalent to $\mathbf{x} = \mathbf{U}^{-1}\mathbf{r}_i$. Thus for every i , we have $\mathbf{a}_i = \mathbf{C}\mathbf{U}^{-1}\mathbf{r}_i$. Combine the n columns of such \mathbf{r}_i into $\mathbf{R} = [\mathbf{r}_1, \mathbf{r}_2, \dots, \mathbf{r}_n]$, we obtain

$$\mathbf{A} = [\mathbf{a}_1, \mathbf{a}_2, \dots, \mathbf{a}_n] = \mathbf{C}\mathbf{U}^{-1}\mathbf{R}.$$

■

In case \mathbf{A} is square and invertible, we have skeleton decomposition $\mathbf{A} = \mathbf{C}\mathbf{U}^{-1}\mathbf{R}$ where $\mathbf{C} = \mathbf{R} = \mathbf{U} = \mathbf{A}$ such that the decomposition reduces to $\mathbf{A} = \mathbf{A}\mathbf{A}^{-1}\mathbf{A}$.

CR decomposition vs skeleton decomposition: we note that CR decomposition and skeleton decomposition shares similar form. Even for the symbols used $\mathbf{A} = \mathbf{C}\mathbf{R}$ for CR decomposition and $\mathbf{A} = \mathbf{C}\mathbf{U}^{-1}\mathbf{R}$ for skeleton decomposition.

Both in CR decomposition and skeleton decomposition, we **can** select the first r independent columns to obtain the matrix \mathbf{C} (both in CR decomposition and in skeleton decomposition). So \mathbf{C} in CR decomposition and skeleton decomposition is exactly the same. On the contrary, \mathbf{R} in CR decomposition is the row reduced echelon form without the zero rows, and \mathbf{R} in skeleton decomposition is exactly some rows from \mathbf{A} so that \mathbf{R} has different meaning in the two decomposition methods. We will formally show that $\mathbf{U}^{-1}\mathbf{R}$ in skeleton decomposition is the row reduced echelon form without zero rows in Theorem 52.

A word on the uniqueness of CR decomposition and skeleton decomposition: as mentioned above, both in CR decomposition and skeleton decomposition, we select the first r independent columns to obtain the matrix \mathbf{C} . In this sense, CR decomposition and skeleton decomposition has unique form. However, if we select the last r independent columns, we will get a different CR decomposition or skeleton decomposition. We will not discuss this situation here as it is not the main interest of this text.

7.2 Computing the Skeleton Decomposition via the Gram-Schmidt Process

In Section 4.8, we discussed how to tackle dependent columns when orthogonalize the matrix. We can thus use the Gram-Schmidt process to select r independent columns from \mathbf{A} resulting in \mathbf{C} . And use Gram-Schmidt process to select r independent columns from \mathbf{C}^\top which results in \mathbf{U} and \mathbf{R} . The process is shown in Algorithm 9.

Theorem 49 *Algorithm 9 requires $\sim 2(mn^2 + rm^2 + r^3)$ flops to compute a skeleton decomposition of an $m \times n$ matrix. We will show this algorithm is not the best way to get the skeleton decomposition.*

Proof [of Theorem 49] This is just applying the Theorem 32 twice to get matrix \mathbf{U} and applying Theorem 23 to compute the inverse of \mathbf{U} . ■

Note that, choosing the first independent columns from \mathbf{A} will make the inverse of \mathbf{U} not stable. A maxvol procedure is used in (Goreinov et al., 2010). We will discuss a pseudoskeleton decomposition to overcome this problem in the end of the section.

7.3 Computing the Skeleton Decomposition via Modified Gram-Schmidt Process

In Gram-Schmidt process, we want to find orthonormal vectors. However, this orthogonal property is not useful for skeleton decomposition. We just need to decide whether the vectors are independent or not. We can thus use a **modified Gram-Schmidt process** to select r independent columns from \mathbf{A} to get \mathbf{C} . And use Gram-Schmidt process to select r independent columns from \mathbf{C}^\top to get \mathbf{U} and \mathbf{R} .

Algorithm 9 Skeleton Decomposition via Gram-Schmidt Process

Require: rank- r matrix $\mathbf{A} = [\mathbf{a}_1, \mathbf{a}_2, \dots, \mathbf{a}_n]$ with size $m \times n$;

- 1: Initially set column count $ck = 0$ and row count $rk = 0$;
 - 2: Set $\mathbf{q}_1 = \mathbf{a}_1/r_{11}, r_{11} = \|\mathbf{a}_1\|$, (Suppose the first column is nonzero and $r_{11} \neq 0$);
 - 3: **for** $k = 2$ to n **do**
 - 4: $\mathbf{q}_k = (\mathbf{a}_k - \sum_{i=1}^{k-1} r_{ik}\mathbf{q}_i)/r_{kk}, r_{ik} = \mathbf{q}_i^\top \mathbf{a}_k, r_{kk} = \|\mathbf{a}_k - \sum_{i=1}^{k-1} r_{ik}\mathbf{q}_i\|, \forall i \in \{1, \dots, k-1\}$;
 - 5: **if** $r_{kk} \neq 0$ **then**
 - 6: Select the k -th column of \mathbf{A} into ck -th column of \mathbf{C} ;
 - 7: $ck = ck + 1$;
 - 8: **end if**
 - 9: **end for**
 - 10: $\mathbf{C} = [\mathbf{c}_1^\top; \mathbf{c}_2^\top; \dots; \mathbf{c}_m^\top]$, where \mathbf{c}_i^\top is the i -th row of \mathbf{C} ;
 - 11: Set $\mathbf{q}_1 = \mathbf{c}_1/r_{11}, r_{11} = \|\mathbf{c}_1\|$, (Suppose the first row is nonzero and $r_{11} \neq 0$);
 - 12: **for** $k = 2$ to m **do**
 - 13: $\mathbf{q}_k = (\mathbf{c}_k - \sum_{i=1}^{k-1} r_{ik}\mathbf{q}_i)/r_{kk}, r_{ik} = \mathbf{q}_i^\top \mathbf{c}_k, r_{kk} = \|\mathbf{c}_k - \sum_{i=1}^{k-1} r_{ik}\mathbf{q}_i\|, \forall i \in \{1, \dots, k-1\}$;
 - 14: **if** $r_{kk} \neq 0$ **then**
 - 15: Select the k -th row of \mathbf{C} into rk -th row of \mathbf{U} ;
 - 16: $rk = rk + 1$;
 - 17: **end if**
 - 18: **end for**
 - 19: Select the rows from \mathbf{A} corresponding to the rows of \mathbf{U} into \mathbf{R} .
-

For a set of n vectors $\mathbf{a}_1, \mathbf{a}_2, \dots, \mathbf{a}_n$ from the columns of \mathbf{A} , if we want to project a vector \mathbf{a}_k onto the spaced perpendicular to the space spanned by $\mathbf{a}_1, \mathbf{a}_2, \mathbf{a}_{k-1}$ (suppose the $k-1$ vectors are independent), we can write out this projection from Equation 4

$$\begin{aligned} \mathbf{b}_k &= \mathbf{a}_k - \left(\frac{\mathbf{b}_1^\top \mathbf{a}_k}{\mathbf{b}_1^\top \mathbf{b}_1} \mathbf{b}_1 + \frac{\mathbf{b}_2^\top \mathbf{a}_k}{\mathbf{b}_2^\top \mathbf{b}_2} \mathbf{b}_2 + \dots + \frac{\mathbf{b}_{k-1}^\top \mathbf{a}_k}{\mathbf{b}_{k-1}^\top \mathbf{b}_{k-1}} \mathbf{b}_{k-1} \right) \\ &= \mathbf{a}_k - \sum_{i=1}^{k-1} \frac{\mathbf{b}_i^\top \mathbf{a}_k}{\mathbf{b}_i^\top \mathbf{b}_i} \mathbf{b}_i, \end{aligned}$$

where \mathbf{b}_k is the projection of \mathbf{a}_k onto the spaced perpendicular to the space spanned by $\{\mathbf{a}_1, \mathbf{a}_2, \mathbf{a}_{k-1}\}$, \mathbf{b}_{k-1} is the projection of \mathbf{a}_{k-1} onto the spaced perpendicular to the space spanned by $\{\mathbf{a}_1, \mathbf{a}_2, \mathbf{a}_{k-2}\}$, and so on.

If \mathbf{b}_k is nonzero, \mathbf{a}_k is independent of $\mathbf{a}_1, \mathbf{a}_2, \dots, \mathbf{a}_{k-1}$ which will be chosen into the column of \mathbf{C} . Similarly, we can choose independent rows from \mathbf{C} to produce \mathbf{U} . The process is shown in Algorithm 10.

Theorem 50 *Algorithm 10 requires $\sim 2(mn^2 + rm^2 + r^3)$ flops to compute a skeleton decomposition of an $m \times n$ matrix.*

Proof [of Theorem 50] For the last loop in step 4, the $\frac{\mathbf{b}_i^\top \mathbf{a}_k}{\mathbf{b}_i^\top \mathbf{b}_i} \mathbf{b}_i$ involves:

- a. m multiplications and $m-1$ additions for the calculation of $\mathbf{b}_i^\top \mathbf{a}_k$;

Algorithm 10 Skeleton Decomposition via **Modified Gram-Schmidt Process**

Require: rank- r matrix $\mathbf{A} = [\mathbf{a}_1, \mathbf{a}_2, \dots, \mathbf{a}_n]$ with size $m \times n$;

- 1: Initially set column count $ck = 0$ and row count $rk = 0$;
- 2: Set $\mathbf{b}_1 = \mathbf{a}_1$, (Suppose the first column is nonzero) (0 flops);
- 3: **for** $k = 2$ to n **do**
- 4: $\mathbf{b}_k = \mathbf{a}_k - \sum_{i=1}^{k-1} \frac{\mathbf{b}_i^\top \mathbf{a}_k}{\mathbf{b}_i^\top \mathbf{b}_i} \mathbf{b}_i$, (Skip the zero terms \mathbf{b}_i);
- 5: **if** $\mathbf{b}_k \neq \mathbf{0}$ **then**
- 6: Select the k -th column of \mathbf{A} into ck -th column of \mathbf{C} ;
- 7: $ck = ck + 1$;
- 8: **end if**
- 9: **end for**
- 10: $\mathbf{C} = [\mathbf{c}_1^\top; \mathbf{c}_2^\top; \dots; \mathbf{c}_m^\top]$, where \mathbf{c}_i^\top is the i -th row of \mathbf{C} ;
- 11: Set $\mathbf{b}_1 = \mathbf{c}_1$, (Suppose the first row is nonzero);
- 12: **for** $k = 2$ to m **do**
- 13: $\mathbf{b}_k = \mathbf{c}_k - \sum_{i=1}^{k-1} \frac{\mathbf{b}_i^\top \mathbf{c}_k}{\mathbf{b}_i^\top \mathbf{b}_i} \mathbf{b}_i$, (Skip the zero terms \mathbf{b}_i);
- 14: **if** $\mathbf{b}_k \neq \mathbf{0}$ **then**
- 15: Select the k -th row of \mathbf{C} into rk -th row of \mathbf{U} ;
- 16: $rk = rk + 1$;
- 17: **end if**
- 18: **end for**
- 19: Select the rows from \mathbf{A} corresponding to the rows of \mathbf{U} into \mathbf{R} .

- b. m multiplications for the calculation of $\mathbf{b}_i^\top \mathbf{a}_n * \mathbf{b}_i$;
- c. m multiplications and $m - 1$ additions for the calculation of $\mathbf{b}_i^\top \mathbf{b}_i$;
- d. 1 division;

There are $n - 1$ such terms to compute procedure a, b, d above. However, for procedure c , we did the calculation of $\mathbf{b}_i^\top \mathbf{b}_i$ for $i \in \{1, 2, \dots, n - 1\}$ in the previous loops. As a result, we need $\boxed{3m(n - 1) + 2m - 1}$ to compute $\frac{\mathbf{b}_i^\top \mathbf{a}_n}{\mathbf{b}_i^\top \mathbf{b}_i} \mathbf{b}_i$ for $i \in \{1, 2, \dots, n - 2\}$. The final $\mathbf{a}_k - \sum_{i=1}^{k-1} \frac{\mathbf{b}_i^\top \mathbf{a}_k}{\mathbf{b}_i^\top \mathbf{b}_i} \mathbf{b}_i$ then takes $(n - 2)m$ additions and m subtractions which cost $\boxed{(n - 1)m}$ flops. So the total costs of step 4 in the last loop is $4m(n - 1) + 2m - 1$ flops. Simple calculation shows this loop takes $4m \frac{n^2 - n}{2} + (2m - 1)(n - 1)$ flops, or $2mn^2$ flops if keep only the leading term.

Similarly for step 13, the total cost for the second loop is $4r \frac{m^2 - m}{2} + (2r - 1)(m - 1)$ flops, or $2rm^2$ flops if keep only the leading term.

As a result, the total cost is $2(mn^2 + rm^2 + r^3)$ flops if keep only the leading term, where $2r^3$ results from the computation of inverse of \mathbf{U} by Theorem 23. ■

The complexity of Algorithm 10 is the same as that of Algorithm 9. However, the meaning from Algorithm 10 is much clearer.

7.4 Computing the Skeleton Decomposition by Gaussian Elimination

In Algorithm 8, we discussed the method to get the row reduced echelon form by Gaussian elimination. And the columns containing the pivots are the ones that are independent. We thus can use this row reduced echelon form to find the skeleton decomposition.

Algorithm 11 Skeleton Decomposition via Gaussian Elimination

Require: rank- r matrix $\mathbf{A} = [\mathbf{a}_1, \mathbf{a}_2, \dots, \mathbf{a}_n]$ with size $m \times n$;

- 1: Use Algorithm 8 to get the row reduced echelon form of \mathbf{A} and choose the columns containing pivots from \mathbf{A} into \mathbf{C} ;
 - 2: Use Algorithm 8 to get the row reduced echelon form of \mathbf{C}^\top and choose the columns containing pivots from \mathbf{C}^\top into the columns of \mathbf{U}^\top ;
 - 3: Select the rows from \mathbf{A} corresponding to the rows of \mathbf{U} into \mathbf{R} .
-

Theorem 51 *Algorithm 11 requires*

$$\text{cost} = \begin{cases} (2m^2n - m^3) + (2r^2m - r^3) + 2r^3 = 2m^2n - m^3 + 2r^2m + r^3, & \text{if } m \leq n; \\ (m^2n) + (2r^2m - r^3) + 2r^3 = m^2n + 2r^2m + r^3, & \text{if } m > n. \end{cases}$$

flops to compute a skeleton decomposition of an $m \times n$ matrix.

The proof of above theorem is trivial since $r \leq m$.

7.5 Recover Row Reduced Echelon Form from Skeleton Decomposition

We finish this section by formally claiming that $\mathbf{U}^{-1}\mathbf{R}$ is the row reduced echelon form without zero rows.

Theorem 52 (Recover FFEF from Skeleton Decomposition) *Suppose we have skeleton decomposition via Algorithm 9, Algorithm 10, or Algorithm 11 that $\mathbf{A} = \mathbf{C}\mathbf{U}^{-1}\mathbf{R}$, then $\mathbf{U}^{-1}\mathbf{R}$ is the row reduced echelon form without zero rows.*

Proof [of Theorem 52] Without loss of generality, we assume matrix $\mathbf{A} \in \mathbb{R}^{4 \times 5}$ and the independent columns of matrix \mathbf{A} are the columns 1, 3, 5, which means column 2 is a multiple m_1 of column 1, column 4 is a linear combination of column 1 and 3: column 4 = n_1 column 1 + n_2 column 3.

Then we use \mathbf{U} to recover the column 1, we will have $\mathbf{x}_1 = \mathbf{U}^{-1}\mathbf{r}_1 = [1; 0; 0]$;

When we use \mathbf{U} to recover the column 2, we will have $\mathbf{x}_2 = \mathbf{U}^{-1}\mathbf{r}_2 = [m_1; 0; 0]$;

When we use \mathbf{U} to recover column 3, we will have $\mathbf{x}_3 = \mathbf{U}^{-1}\mathbf{r}_3 = [0; 1; 0]$;

When we use \mathbf{U} to recover column 4, we will have $\mathbf{x}_4 = \mathbf{U}^{-1}\mathbf{r}_4 = [n_1; n_2; 0]$;

When we use \mathbf{U} to recover column 5, we will have $\mathbf{x}_5 = \mathbf{U}^{-1}\mathbf{r}_5 = [0; 0; 1]$.

This clearly gives this row reduced echelon form without zero rows:

$$\mathbf{X} = \begin{bmatrix} 1 & m_1 & 0 & n_1 & 0 \\ 0 & 0 & 1 & n_2 & 0 \\ 0 & 0 & 0 & 0 & 1 \end{bmatrix},$$

where we find the pivots are all 1's, the entries above the pivots are all 0's. Now we go back to matrix $\mathbf{A} \in \mathbb{R}^{m \times n}$, Algorithm 9, Algorithm 10, or Algorithm 11 find the first independent

columns from left to right as columns k, l, m, n, \dots where $k \leq l \leq m \leq n \leq \dots$. We will get similar results. Pivots are in 1: row 1, column k ; 2: row 2, column l ; 3: row 3, column m ; 4: row 4, column n, \dots .

The entries above the pivots are 0's for sure.

For columns $k + 1, k + 2, \dots, l - 1$, they are combinations of columns k , so the entries below row 1, columns $k + 1, k + 2, \dots, l - 1$ are zero.

For columns $l + 1, l + 2, \dots, m - 1$, they are combinations of columns k, l , so the entries below row 2, columns $l + 1, l + 2, \dots, m - 1$ are zero.

The process can go on and it produces the row reduced echelon form without zero rows. ■

7.6 Randomized Algorithms

The computing methods for skeleton decomposition described here are choosing the first independent columns from \mathbf{A} into \mathbf{C} same as in CR decomposition. However, this is not necessarily. Randomized algorithms are discussed in (Kishore Kumar and Schneider, 2017) which does not choose the independent columns from left to right.

In (Goreinov et al., 1997; Goreinov and Tyrtyshnikov, 2001), a skeleton decomposition has been developed which is called pseudoskeleton approximation. The k columns in \mathbf{C} and k rows in \mathbf{R} with $k < r$ were chosen such that their intersection $\mathbf{U}_{k \times k}$ has maximum volume (i.e., the maximum determinant among all $k \times k$ submatrices of \mathbf{A}).

7.7 Pseudoskeleton Decomposition via the SVD

We will discuss singular value decomposition (SVD) extensively in Section 11. But now, let's just assume we have the knowledge of SVD, and we will show how to use SVD to approximate the skeleton decomposition.

For matrix $\mathbf{A} \in \mathbb{R}^{m \times n}$, we want to construct an approximation of \mathbf{A} with rank $\gamma \leq \min(m, n)$ in the form of skeleton decomposition. That is \mathbf{A} is approximated by $\mathbf{A} \approx \mathbf{CGR}$ where \mathbf{C} and \mathbf{R} contains γ selected columns and rows respectively and $\mathbf{G} = \mathbf{U}^{-1}$ with \mathbf{U} being the intersection of \mathbf{C} and \mathbf{R} . Specifically, if I, J are the indices of the selected rows and columns respectively, $\mathbf{U} = \mathbf{A}[I, J]$. Note here the γ is not necessarily equal to the rank r of \mathbf{A} .

Instead of choosing the r independent columns from \mathbf{A} (as shown in skeleton decomposition), we choose k random columns into matrix \mathbf{C} with $k > r$ or even $k = \min(m, n)$ given by the indices J from the matrix \mathbf{A} . That is $\mathbf{C} = \mathbf{A}[:, J] \in \mathbb{R}^{m \times k}$. Now we select k rows from \mathbf{A} by the indices I from the matrix \mathbf{A} into matrix $\mathbf{R} = \mathbf{A}[I, :]$ such that the volume of the intersection matrix $\mathbf{U} = \mathbf{A}[I, J]$ is maximized, i.e., $\det(\mathbf{U})$ is maximized given the \mathbf{C} chosen randomly. Note here \mathbf{C} is randomly chosen, but \mathbf{R} is not randomly chosen. Now the decomposition becomes

$$\mathbf{A} = \mathbf{C}_{m \times k} \mathbf{U}_{k \times k}^{-1} \mathbf{R}_{k \times n}.$$

Again, the inverse of $\mathbf{U}_{k \times k}$ is not stable due to the random choice. To overcome this, we decompose $\mathbf{U}_{k \times k}$ by full SVD (see Section 11 for the difference between reduced SVD and

full SVD):

$$\mathbf{U}_{k \times k} = \mathbf{U}_k \mathbf{\Sigma}_k \mathbf{V}_k^\top,$$

where $\mathbf{U}_k, \mathbf{V}_k \in \mathbb{R}^{k \times k}$ are orthogonal matrices, $\mathbf{\Sigma}_k$ is a diagonal containing k singular values $\sigma_1 \geq \sigma_2 \geq \dots \geq \sigma_k$ with zeros allowed. Now we choose γ singular values that are greater than some value ϵ and truncate the $\mathbf{U}_k, \mathbf{V}_k, \mathbf{\Sigma}_k$ according to the γ selected singular values such that $\mathbf{U}_{k \times k}$ is approximated by a rank- γ matrix $\mathbf{U}_{k \times k} \approx \mathbf{U}_\gamma \mathbf{\Sigma}_\gamma \mathbf{V}_\gamma^\top$, where $\mathbf{U}_\gamma, \mathbf{V}_\gamma \in \mathbb{R}^{k \times \gamma}$ and $\mathbf{\Sigma}_\gamma \in \mathbb{R}^{\gamma \times \gamma}$. Therefore, the pseudoinverse of $\mathbf{U}_{k \times k}$ is ⁸:

$$\mathbf{U}^\dagger = (\mathbf{U}_\gamma \mathbf{\Sigma}_\gamma \mathbf{V}_\gamma^\top)^{-1} = \mathbf{V}_\gamma \mathbf{\Sigma}_\gamma^{-1} \mathbf{U}_\gamma^\top.$$

As a result, the matrix \mathbf{A} is approximated by a rank- γ matrix

$$\begin{aligned} \mathbf{A} &\approx \mathbf{C} \mathbf{V}_\gamma \mathbf{\Sigma}_\gamma^{-1} \mathbf{U}_\gamma^\top \mathbf{R} \\ &= \mathbf{C}_2 \mathbf{R}_2, \quad \text{Let } \mathbf{C}_2 = \mathbf{C} \mathbf{V}_\gamma \mathbf{\Sigma}_\gamma^{-1/2} \text{ and } \mathbf{R}_2 = \mathbf{\Sigma}_\gamma^{-1/2} \mathbf{U}_\gamma^\top \mathbf{R} \end{aligned}$$

where \mathbf{C}_2 and \mathbf{R}_2 are rank- γ matrices. Please refer to (Goreinov et al., 1997; Kishore Kumar and Schneider, 2017) for further details about the choice of how to choose such ϵ systematically. In the method described above, we only choose \mathbf{C} randomly. Algorithms introduced in (Zhu and Lin, 2011) choose both \mathbf{C} and \mathbf{R} randomly.

8. Eigenvalue Decomposition

Theorem 53 (Eigenvalue Decomposition) *Any square matrix $\mathbf{A} \in \mathbb{R}^{n \times n}$ with linearly independent eigenvectors can be factored as*

$$\mathbf{A} = \mathbf{X} \mathbf{\Lambda} \mathbf{X}^{-1},$$

where \mathbf{X} contains the eigenvectors of \mathbf{A} as columns, and $\mathbf{\Lambda}$ is a diagonal matrix $\text{diag}(\lambda_1, \lambda_2, \dots, \lambda_n)$ and $\lambda_1, \lambda_2, \dots, \lambda_n$ are eigenvalues of \mathbf{A} .

Eigenvalue decomposition is also known as to diagonalize the matrix \mathbf{A} . When no eigenvalues of \mathbf{A} are repeated, the eigenvectors are sure to be independent. Then \mathbf{A} can be diagonalized. Note here without n independent eigenvectors, we cannot diagonalize.

8.1 Existence of the Eigenvalue Decomposition

Proof [of Theorem 53] Let $\mathbf{X} = [\mathbf{x}_1, \mathbf{x}_2, \dots, \mathbf{x}_n]$ as the independent eigenvectors of \mathbf{A} . Clearly, we have

$$\mathbf{A} \mathbf{x}_1 = \lambda_1 \mathbf{x}_1, \quad \mathbf{A} \mathbf{x}_2 = \lambda_2 \mathbf{x}_2, \quad \dots, \quad \mathbf{A} \mathbf{x}_n = \lambda_n \mathbf{x}_n.$$

In the matrix form,

$$\mathbf{A} \mathbf{X} = [\mathbf{A} \mathbf{x}_1, \mathbf{A} \mathbf{x}_2, \dots, \mathbf{A} \mathbf{x}_n] = [\lambda_1 \mathbf{x}_1, \lambda_2 \mathbf{x}_2, \dots, \lambda_n \mathbf{x}_n] = \mathbf{X} \mathbf{\Lambda}.$$

8. See Section 11.6 for the discussion of pseudoinverse.

Since we assume the eigenvectors are linearly independent, then \mathbf{X} is full rank and has inverse. We obtain

$$\mathbf{A} = \mathbf{X}\mathbf{\Lambda}\mathbf{X}^{-1}.$$

■

Remark 54 (m-th Power) *The m-th power of \mathbf{A} is $\mathbf{A}^m = \mathbf{X}\mathbf{\Lambda}^m\mathbf{X}^{-1}$.*

Remark 55 (Different Eigenvalues) *Suppose the eigenvalues $\lambda_1, \lambda_2, \dots, \lambda_n$ are all different. Then the corresponding eigenvectors are automatically independent. In another word, Any square matrix with different eigenvalues can be diagonalized.*

Remark 56 (Limitation of Eigenvalue Decomposition) *The limitation of eigenvalue decomposition is that:*

- *The eigenvectors in \mathbf{X} are usually not orthogonal and there are not always enough eigenvectors (i.e., some eigenvalues are equal).*
- *To compute the eigenvalues and eigenvectors $\mathbf{A}\mathbf{x} = \lambda\mathbf{x}$ requires \mathbf{A} to be square. Rectangular matrices cannot be diagonalized by eigenvalue decomposition.*

8.2 Computing the Eigenvalue Decomposition

The computation of eigenvalues and eigenvectors involves a computation of polynomial. Some algorithms like Rayleigh quotient iterations can solve this problem. Suppose here and for the rest of this survey, we have an oracle algorithm to compute the eigenvalues and eigenvectors of a matrix, as it is not the main interest of this text.

As long as we have the eigenvalues and eigenvectors, we just need to compute the inverse of the nonsingular matrix \mathbf{X} . As shown in Theorem 23, the complexity is $2n^3$ flops.

8.3 Jordan Decomposition

In eigenvalue decomposition, we suppose matrix \mathbf{A} has n linearly independent eigenvectors. However, this is not necessarily true for all square matrices. We introduce further a generalized version of eigenvalue decomposition which is called Jordan decomposition named after Camille Jordan (Jordan, 1870).

We first introduce the definition of Jordan blocks and Jordan form for the further description of Jordan decomposition.

Definition 57 (Jordan Block) *An $m \times m$ upper triangular matrix $B(\lambda, m)$ is called a Jordan block provided all m diagonal elements are the same eigenvalue λ and all upper sub-diagonal elements are all one:*

$$B(\lambda, m) = \begin{bmatrix} \lambda & 1 & 0 & \cdots & 0 & 0 & 0 \\ 0 & \lambda & 1 & \cdots & 0 & 0 & 0 \\ 0 & 0 & \lambda & \cdots & 0 & 0 & 0 \\ \vdots & \vdots & \vdots & \vdots & \vdots & \vdots & \vdots \\ 0 & 0 & 0 & \cdots & \lambda & 1 & 0 \\ 0 & 0 & 0 & \cdots & 0 & \lambda & 1 \\ 0 & 0 & 0 & \cdots & 0 & 0 & \lambda \end{bmatrix}_{m \times m}$$

Definition 58 (Jordan Form) Given an $n \times n$ matrix \mathbf{A} , a Jordan form \mathbf{J} for \mathbf{A} is a block diagonal matrix defined as

$$\mathbf{J} = \text{diag}(B(\lambda_1, m_1), B(\lambda_2, m_2), \dots, B(\lambda_k, m_k))$$

where $\lambda_1, \lambda_2, \dots, \lambda_k$ are eigenvalues of \mathbf{A} (duplicates possible) and $m_1 + m_2 + \dots + m_k = n$.

Theorem 59 (Jordan Decomposition) Any square matrix $\mathbf{A} \in \mathbb{R}^{n \times n}$ can be factored as

$$\mathbf{A} = \mathbf{X}\mathbf{J}\mathbf{X}^{-1},$$

where \mathbf{X} is a nonsingular matrix containing the generalized eigenvectors of \mathbf{A} as columns, and \mathbf{J} is a Jordan form matrix $\text{diag}(\mathbf{J}_1, \mathbf{J}_2, \dots, \mathbf{J}_k)$ where

$$\mathbf{J}_i = \begin{bmatrix} \lambda_i & 1 & 0 & \cdots & 0 & 0 & 0 \\ 0 & \lambda_i & 1 & \cdots & 0 & 0 & 0 \\ 0 & 0 & \lambda_i & \cdots & 0 & 0 & 0 \\ \vdots & \vdots & \vdots & \vdots & \vdots & \vdots & \vdots \\ 0 & 0 & 0 & \cdots & \lambda_i & 1 & 0 \\ 0 & 0 & 0 & \cdots & 0 & \lambda_i & 1 \\ 0 & 0 & 0 & \cdots & 0 & 0 & \lambda_i \end{bmatrix}_{m_i \times m_i}$$

is an $m_i \times m_i$ square matrix with m_i being the number of repetitions of eigenvalue λ_i and $m_1 + m_2 + \dots + m_k = n$. \mathbf{J}_i 's are referred to as Jordan blocks.

Further, nonsingular matrix \mathbf{X} is called the **matrix of generalized eigenvectors** of \mathbf{A} .

As an example, a Jordan form can have the following structure:

$$\mathbf{J} = \text{diag}(B(\lambda_1, m_1), B(\lambda_2, m_2), \dots, B(\lambda_k, m_k))$$

$$= \begin{bmatrix} \begin{bmatrix} \lambda_1 & 1 & 0 \\ 0 & \lambda_1 & 1 \\ 0 & 0 & \lambda_1 \end{bmatrix} & & & & \\ & [\lambda_2] & & & \\ & & \begin{bmatrix} \lambda_3 & 1 \\ 0 & \lambda_3 \end{bmatrix} & & \\ & & & \ddots & \\ & & & & \begin{bmatrix} \lambda_k & 1 \\ 0 & \lambda_k \end{bmatrix} \end{bmatrix}.$$

Decoding a Jordan Decomposition: Note that zeros can appear on the upper sub-diagonal of \mathbf{J} and in each block, the first column is always a diagonal containing only eigenvalues of \mathbf{A} . Take out one block to decode, without loss of generality, we take out

the first block \mathbf{J}_1 . We shall show the columns $1, 2, \dots, m_1$ of $\mathbf{A}\mathbf{X} = \mathbf{X}\mathbf{J}$ with $\mathbf{X} = [\mathbf{x}_1, \mathbf{x}_2, \dots, \mathbf{x}_n]$:

$$\begin{aligned} \mathbf{A}\mathbf{x}_1 &= \lambda_1\mathbf{x}_1 \\ \mathbf{A}\mathbf{x}_2 &= \lambda_1\mathbf{x}_2 + \mathbf{x}_1 \\ &\vdots \\ \mathbf{A}\mathbf{x}_{m_1} &= \lambda_1\mathbf{x}_{m_1} + \mathbf{x}_{m_1-1}. \end{aligned}$$

For more details about Jordan decomposition, please refer to (Gohberg and Goldberg, 1996; Hales and Passi, 1999).

8.4 Application: Computing Fibonacci Numbers

We use eigenvalue decomposition to compute the Fibonacci number. This example is drawn from (Strang, 2009). Every new Fibonacci number F_{k+2} is the sum of the two previous Fibonacci numbers $F_{k+1} + F_k$. The sequence is $0, 1, 1, 2, 3, 5, 8, \dots$. Now, the problem is what is the number of F_{100} ?

Let $\mathbf{u}_k = \begin{bmatrix} F_{k+1} \\ F_k \end{bmatrix}$. Then $\mathbf{u}_{k+1} = \begin{bmatrix} F_{k+2} \\ F_{k+1} \end{bmatrix} = \begin{bmatrix} 1 & 1 \\ 1 & 0 \end{bmatrix} \mathbf{u}_k$ by the rule that $F_{k+2} = F_{k+1} + F_k$ and $F_{k+1} = F_k$.

Let $\mathbf{A} = \begin{bmatrix} 1 & 1 \\ 1 & 0 \end{bmatrix}$, we then have the equation that is $\mathbf{u}_{100} = \mathbf{A}^{100}\mathbf{u}_0$ where $\mathbf{u}_0 = \begin{bmatrix} 1 \\ 0 \end{bmatrix}$.

We will see in Lemma 61 that $\det(\mathbf{A} - \lambda\mathbf{I}) = 0$ where λ is the eigenvalue of \mathbf{A} . Simple calculation shows that $\det(\mathbf{A} - \lambda\mathbf{I}) = \lambda^2 - \lambda + 1 = 0$ and

$$\lambda_1 = \frac{1 + \sqrt{5}}{2}, \quad \lambda_2 = \frac{1 - \sqrt{5}}{2}.$$

The corresponding eigenvectors are

$$\mathbf{x}_1 = \begin{bmatrix} \lambda_1 \\ 1 \end{bmatrix}, \quad \mathbf{x}_2 = \begin{bmatrix} \lambda_2 \\ 1 \end{bmatrix}.$$

By Remark 54, $\mathbf{A}^{100} = \mathbf{X}\mathbf{\Lambda}^{100}\mathbf{X}^{-1} = \mathbf{X} \begin{bmatrix} \lambda_1^{100} & 0 \\ 0 & \lambda_2^{100} \end{bmatrix} \mathbf{X}^{-1}$ where \mathbf{X}^{-1} can be easily calculated as $\mathbf{X}^{-1} = \begin{bmatrix} \frac{1}{\lambda_1 - \lambda_2} & \frac{-\lambda_2}{\lambda_1 - \lambda_2} \\ -\frac{1}{\lambda_1 - \lambda_2} & \frac{\lambda_1}{\lambda_1 - \lambda_2} \end{bmatrix} = \begin{bmatrix} \frac{\sqrt{5}}{5} & \frac{5 - \sqrt{5}}{10} \\ -\frac{\sqrt{5}}{5} & \frac{5 + \sqrt{5}}{10} \end{bmatrix}$. We notice that $\mathbf{u}_{100} = \mathbf{A}^{100}\mathbf{u}_0$ is just the first column of \mathbf{A}^{100} which is

$$\mathbf{u}_{100} = \begin{bmatrix} F_{101} \\ F_{100} \end{bmatrix} = \begin{bmatrix} \frac{\lambda_1^{101} - \lambda_2^{101}}{\lambda_1 - \lambda_2} \\ \frac{\lambda_1^{100} - \lambda_2^{100}}{\lambda_1 - \lambda_2} \end{bmatrix}.$$

Check by calculation, we have $F_{100} = 3.542248481792631e + 20$. Or more generally,

$$\mathbf{u}_K = \begin{bmatrix} F_{K+1} \\ F_K \end{bmatrix} = \begin{bmatrix} \frac{\lambda_1^{K+1} - \lambda_2^{K+1}}{\lambda_1 - \lambda_2} \\ \frac{\lambda_1^K - \lambda_2^K}{\lambda_1 - \lambda_2} \end{bmatrix},$$

where general form for F_K is $F_K = \frac{\lambda_1^K - \lambda_2^K}{\lambda_1 - \lambda_2}$.

9. Schur Decomposition

Theorem 60 (Schur Decomposition) Any square matrix $\mathbf{A} \in \mathbb{R}^{n \times n}$ with real eigenvalues can be factored as

$$\mathbf{A} = \mathbf{Q}\mathbf{U}\mathbf{Q}^\top,$$

where \mathbf{Q} is an orthogonal matrix, and \mathbf{U} is an upper triangular matrix. That is, all square matrix \mathbf{A} with real eigenvalues can be triangularized.

A close look at Schur decomposition: the first column of $\mathbf{A}\mathbf{Q}$ and $\mathbf{Q}\mathbf{U}$ are $\mathbf{A}\mathbf{q}_1$ and $\mathbf{U}_{11}\mathbf{q}_1$. Then, $\mathbf{U}_{11}, \mathbf{q}_1$ are eigenvalue and eigenvector of \mathbf{A} . But other columns of \mathbf{Q} need not be eigenvectors of \mathbf{A} .

Schur decomposition for symmetric matrices: symmetric matrix $\mathbf{A} = \mathbf{A}^\top$ leads to $\mathbf{Q}\mathbf{U}\mathbf{Q}^\top = \mathbf{Q}\mathbf{U}^\top\mathbf{Q}^\top$. Then \mathbf{U} is a diagonal matrix. And this diagonal matrix actually contains eigenvalues of \mathbf{A} . All the columns of \mathbf{Q} are eigenvectors of \mathbf{A} . We conclude that all symmetric matrices are diagonalizable even with repeated eigenvalues.

9.1 Existence of the Schur Decomposition

To prove Theorem 60, we need to use the following lemmas.

Lemma 61 (Determinant Intermezzo) We have the following properties for determinant of matrices:

- The determinant of multiplication of two matrices is $\det(\mathbf{A}\mathbf{B}) = \det(\mathbf{A})\det(\mathbf{B})$;
- The determinant of the transpose is $\det(\mathbf{A}^\top) = \det(\mathbf{A})$;
- Suppose matrix \mathbf{A} has eigenvalue λ , then $\det(\mathbf{A} - \lambda\mathbf{I}) = 0$;
- Determinant of identity matrix is 1;
- Determinant of an orthogonal matrix \mathbf{Q} : $\det(\mathbf{Q}) = \det(\mathbf{Q}^\top) = \pm 1$, since $\det(\mathbf{Q}^\top)\det(\mathbf{Q}) = \det(\mathbf{Q}^\top\mathbf{Q}) = \det(\mathbf{I}) = 1$;
- Any square matrix \mathbf{A} , we then have an orthogonal matrix \mathbf{Q} : $\det(\mathbf{A}) = \det(\mathbf{Q}^\top)\det(\mathbf{A})\det(\mathbf{Q}) = \det(\mathbf{Q}^\top\mathbf{A}\mathbf{Q})$;

Lemma 62 (Submatrix with Same Eigenvalue) Suppose square matrix $\mathbf{A}_{k+1} \in \mathbb{R}^{(k+1) \times (k+1)}$ has real eigenvalues $\lambda_1, \lambda_2, \dots, \lambda_{k+1}$. Then we can construct a $k \times k$ matrix \mathbf{A}_k with eigenvalues $\lambda_2, \lambda_3, \dots, \lambda_{k+1}$ by

$$\mathbf{A}_k = \begin{bmatrix} -\mathbf{p}_2^\top & - \\ -\mathbf{p}_3^\top & - \\ \vdots & \\ -\mathbf{p}_{k+1}^\top & - \end{bmatrix} \mathbf{A}_{k+1} [\mathbf{p}_2 \quad \mathbf{p}_3 \quad \cdots \quad \mathbf{p}_{k+1}]$$

where \mathbf{p}_1 is a eigenvector of \mathbf{A}_{k+1} with norm 1 corresponding to eigenvalue λ_1 , and $\mathbf{p}_2, \mathbf{p}_3, \dots, \mathbf{p}_{k+1}$ are any orthonormal vectors orthogonal to \mathbf{p}_1 .

Proof [of Lemma 62] Let $\mathbf{P}_{k+1} = [\mathbf{p}_1, \mathbf{p}_2, \dots, \mathbf{p}_{k+1}]$. Then $\mathbf{P}_{k+1}^\top \mathbf{P}_{k+1} = \mathbf{I}$, and

$$\mathbf{P}_{k+1}^\top \mathbf{A}_{k+1} \mathbf{P}_{k+1} = \begin{bmatrix} \lambda_1 & \mathbf{0} \\ \mathbf{0} & \mathbf{A}_k \end{bmatrix}.$$

For any eigenvalue $\lambda = \{\lambda_2, \lambda_3, \dots, \lambda_{k+1}\}$, by Lemma 61, we have

$$\begin{aligned} \det(\mathbf{A}_{k+1} - \lambda \mathbf{I}) &= \det(\mathbf{P}_{k+1}^\top (\mathbf{A}_{k+1} - \lambda \mathbf{I}) \mathbf{P}_{k+1}) \\ &= \det(\mathbf{P}_{k+1}^\top \mathbf{A}_{k+1} \mathbf{P}_{k+1} - \lambda \mathbf{P}_{k+1}^\top \mathbf{P}_{k+1}) \\ &= \det \left(\begin{bmatrix} \lambda_1 - \lambda & \mathbf{0} \\ \mathbf{0} & \mathbf{A}_k - \lambda \mathbf{I} \end{bmatrix} \right) \\ &= (\lambda_1 - \lambda) \det(\mathbf{A}_k - \lambda \mathbf{I}). \end{aligned}$$

Where the last equality is from the fact that if matrix \mathbf{M} has a block formulation: $\mathbf{M} = \begin{bmatrix} \mathbf{E} & \mathbf{F} \\ \mathbf{G} & \mathbf{H} \end{bmatrix}$, then $\det(\mathbf{M}) = \det(\mathbf{E}) \det(\mathbf{H} - \mathbf{G}\mathbf{E}^{-1}\mathbf{F})$. Since λ is an eigenvalue of \mathbf{A} and $\lambda \neq \lambda_1$, then $\det(\mathbf{A}_{k+1} - \lambda \mathbf{I}) = (\lambda_1 - \lambda) \det(\mathbf{A}_k - \lambda \mathbf{I}) = 0$ means λ is also an eigenvalue of \mathbf{A}_k . ■

We then prove the existence of Schur decomposition by induction.

Proof [of Theorem 60: Existence of Schur Decomposition] We note that the theorem is trivial when $n = 1$ by setting $\mathbf{Q} = 1$ and $\mathbf{U} = \mathbf{A}$. Suppose the theorem is true for $n = k$ for some $k \geq 1$. If we prove the theorem is also true for $n = k + 1$, then we complete the proof.

Suppose for $n = k$, the theorem is true for $\mathbf{A}_k = \mathbf{Q}_k \mathbf{U}_k \mathbf{Q}_k^\top$.

Suppose further \mathbf{P}_{k+1} contains orthogonal vectors $\mathbf{P}_{k+1} = [\mathbf{p}_1, \mathbf{p}_2, \dots, \mathbf{p}_{k+1}]$ as constructed in Lemma 62 where \mathbf{p}_1 is an eigenvector of \mathbf{A}_{k+1} corresponding to eigenvalue λ_1 and its norm is 1, $\mathbf{p}_2, \dots, \mathbf{p}_{k+1}$ are orthonormal to \mathbf{p}_1 . Let the other k eigenvalues of \mathbf{A}_{k+1} be $\lambda_2, \lambda_3, \dots, \lambda_{k+1}$. Since we suppose for $n = k$, the theorem is true, we can find a matrix \mathbf{A}_k with eigenvalues $\lambda_2, \lambda_3, \dots, \lambda_{k+1}$. So we have the following property by Lemma 62:

$$\mathbf{P}_{k+1}^\top \mathbf{A}_{k+1} \mathbf{P}_{k+1} = \begin{bmatrix} \lambda & \mathbf{0} \\ \mathbf{0} & \mathbf{A}_k \end{bmatrix} \quad \text{and} \quad \mathbf{A}_{k+1} \mathbf{P}_{k+1} = \mathbf{P}_{k+1} \begin{bmatrix} \lambda_1 & \mathbf{0} \\ \mathbf{0} & \mathbf{A}_k \end{bmatrix}.$$

Let $\mathbf{Q}_{k+1} = \mathbf{P}_{k+1} \begin{bmatrix} 1 & \mathbf{0} \\ \mathbf{0} & \mathbf{Q}_k \end{bmatrix}$. Then, it follows that

$$\begin{aligned}
 \mathbf{A}_{k+1}\mathbf{Q}_{k+1} &= \mathbf{A}_{k+1}\mathbf{P}_{k+1} \begin{bmatrix} 1 & \mathbf{0} \\ \mathbf{0} & \mathbf{Q}_k \end{bmatrix} \\
 &= \mathbf{P}_{k+1} \begin{bmatrix} \lambda_1 & \mathbf{0} \\ \mathbf{0} & \mathbf{A}_k \end{bmatrix} \begin{bmatrix} 1 & \mathbf{0} \\ \mathbf{0} & \mathbf{Q}_k \end{bmatrix} \\
 &= \mathbf{P}_{k+1} \begin{bmatrix} \lambda_1 & \mathbf{0} \\ \mathbf{0} & \mathbf{A}_k\mathbf{Q}_k \end{bmatrix} \\
 &= \mathbf{P}_{k+1} \begin{bmatrix} \lambda_1 & \mathbf{0} \\ \mathbf{0} & \mathbf{Q}_k\mathbf{U}_k \end{bmatrix} && \text{(By the assumption for } n = k) \\
 &= \mathbf{P}_{k+1} \begin{bmatrix} 1 & \mathbf{0} \\ \mathbf{0} & \mathbf{Q}_k \end{bmatrix} \begin{bmatrix} \lambda_1 & \mathbf{0} \\ \mathbf{0} & \mathbf{U}_k \end{bmatrix} \\
 &= \mathbf{Q}_{k+1}\mathbf{U}_{k+1}. && (\mathbf{U}_{k+1} = \begin{bmatrix} \lambda_1 & \mathbf{0} \\ \mathbf{0} & \mathbf{U}_k \end{bmatrix})
 \end{aligned}$$

We then have $\mathbf{A}_{k+1} = \mathbf{Q}_{k+1}\mathbf{U}_{k+1}\mathbf{Q}_{k+1}^\top$, where \mathbf{U}_{k+1} is an upper triangular matrix, and \mathbf{Q}_{k+1} is an orthogonal matrix since \mathbf{P}_{k+1} and $\begin{bmatrix} 1 & \mathbf{0} \\ \mathbf{0} & \mathbf{Q}_k \end{bmatrix}$ are both orthogonal matrices and this orthogonal form is decoded in Appendix G. ■

9.2 Other Forms of the Schur Decomposition

From the proof of Schur decomposition, we get the upper triangular matrix \mathbf{U}_{k+1} by appending the eigenvalue λ_1 to \mathbf{U}_k . From this process, the values on the diagonal are always eigenvalues. Therefore, we can decompose the upper triangular into two parts.

Corollary 63 (Form 2 of Schur Decomposition) *Any square matrix $\mathbf{A} \in \mathbb{R}^{n \times n}$ with real eigenvalues can be factored as*

$$\mathbf{Q}^\top \mathbf{A} \mathbf{Q} = \mathbf{\Lambda} + \mathbf{T}, \quad \text{or} \quad \mathbf{A} = \mathbf{Q}(\mathbf{\Lambda} + \mathbf{T})\mathbf{Q}^\top,$$

where \mathbf{Q} is an orthogonal matrix, and $\mathbf{\Lambda} = \text{diag}(\lambda_1, \lambda_2, \dots, \lambda_n)$ is a diagonal matrix containing the eigenvalues of \mathbf{A} , \mathbf{T} is a **strictly upper triangular** matrix.

A strictly upper triangular matrix is an upper triangular matrix having 0's along the diagonal as well as the lower portion. Another proof for this decomposition is that \mathbf{A} and \mathbf{U} are similar matrices so that they have same eigenvalues. And the eigenvalues of any upper triangular matrices are on the diagonal. So we can decompose \mathbf{U} into $\mathbf{\Lambda}$ and \mathbf{T} . We provide the proof of this property in the following lemma.

Definition 64 (Similar Matrices) *For any nonsingular matrix \mathbf{P} , the matrices \mathbf{A} and $\mathbf{P}\mathbf{A}\mathbf{P}^{-1}$ are called similar matrices.*

Lemma 65 (Eigenvalue of Similar Matrices) *Any eigenvalue of \mathbf{A} is also an eigenvalue of \mathbf{PAP}^{-1} . The converse is also true that any eigenvalue of \mathbf{PAP}^{-1} is also an eigenvalue of \mathbf{A} .*

Proof [of Lemma 65] For any eigenvalue λ of \mathbf{A} , we have $\mathbf{Ax} = \lambda\mathbf{x}$. Then $\lambda\mathbf{Px} = \mathbf{PAP}^{-1}\mathbf{Px}$ such that \mathbf{Px} is an eigenvector of \mathbf{PAP}^{-1} corresponding to λ .

Similarly, for any eigenvalue λ of \mathbf{PAP}^{-1} , we have $\mathbf{PAP}^{-1}\mathbf{x} = \lambda\mathbf{x}$. Then $\mathbf{AP}^{-1}\mathbf{x} = \lambda\mathbf{P}^{-1}\mathbf{x}$ such that $\mathbf{P}^{-1}\mathbf{x}$ is an eigenvector of \mathbf{A} corresponding to λ . ■

Moreover, we can have a look at what information does this decomposition give us. From $\mathbf{AQ} = \mathbf{Q}(\mathbf{\Lambda} + \mathbf{T})$, we have

$$\mathbf{Aq}_k = \lambda_k\mathbf{q}_k + \sum_{i=1}^{k-1} t_{ik}\mathbf{q}_i,$$

where t_{ik} is the (i, k) entry of \mathbf{T} . The form is quite close to eigenvalue decomposition. Nevertheless, it becomes orthonormal basis and the orthonormal bases are correlated.

10. Spectral Decomposition (Theorem)

Theorem 66 (Spectral Decomposition) *A real matrix $\mathbf{A} \in \mathbb{R}^{n \times n}$ is symmetric if and only if there exists an orthogonal matrix \mathbf{Q} and a diagonal matrix $\mathbf{\Lambda}$ such that*

$$\mathbf{A} = \mathbf{Q}\mathbf{\Lambda}\mathbf{Q}^\top,$$

where the columns of $\mathbf{Q} = [\mathbf{q}_1, \mathbf{q}_2, \dots, \mathbf{q}_n]$ are eigenvectors of \mathbf{A} and orthonormal, and the entries of $\mathbf{\Lambda} = \text{diag}(\lambda_1, \lambda_2, \dots, \lambda_n)$ are the corresponding eigenvalues of \mathbf{A} , which are real. And the rank of \mathbf{A} is the number of non-zero eigenvalues. Specifically, we have the following properties:

1. A symmetric matrix has only **real eigenvalues**;
2. The eigenvectors can be chosen **orthonormal**;
3. The rank of \mathbf{A} is the number of nonzero eigenvalues;
4. If the eigenvalues are distinct, the eigenvectors are unique.

Spectral theorem vs eigenvalue decomposition: in eigenvalue decomposition, we require the matrix \mathbf{A} is square and the eigenvectors are independent. In spectral theorem, any symmetric matrix can be diagonalized, and the eigenvectors are chosen to be orthogonal.

10.1 Existence of the Spectral Decomposition

We prove the theorem in several steps.

Symmetric Matrix Property 1 of 4

The eigenvalues of any symmetric matrix are all real.

Proof [All the eigenvalues of a real symmetric matrix are real] Suppose eigenvalue λ is a complex number $\lambda = a + ib$ where a, b are real. Its complex conjugate is $\bar{\lambda} = a - ib$. Same for complex eigenvector $\mathbf{x} = \mathbf{c} + i\mathbf{d}$ and its complex conjugate $\bar{\mathbf{x}} = \mathbf{c} - i\mathbf{d}$ where \mathbf{c}, \mathbf{d} are real vectors. We then have the following property

$$\mathbf{Ax} = \lambda\mathbf{x} \quad \xrightarrow{\text{leads to}} \quad \mathbf{A}\bar{\mathbf{x}} = \bar{\lambda}\bar{\mathbf{x}} \quad \xrightarrow{\text{transpose to}} \quad \bar{\mathbf{x}}^\top \mathbf{A} = \bar{\lambda}\bar{\mathbf{x}}^\top.$$

We take dot product of the first equation with $\bar{\mathbf{x}}$ and the last equation with \mathbf{x} :

$$\bar{\mathbf{x}}^\top \mathbf{Ax} = \lambda\bar{\mathbf{x}}^\top \mathbf{x}, \quad \text{and} \quad \bar{\mathbf{x}}^\top \mathbf{Ax} = \bar{\lambda}\bar{\mathbf{x}}^\top \mathbf{x}.$$

Then we have the equality $\lambda\bar{\mathbf{x}}^\top \mathbf{x} = \bar{\lambda}\bar{\mathbf{x}}^\top \mathbf{x}$. Since $\bar{\mathbf{x}}^\top \mathbf{x} = (\mathbf{c} - i\mathbf{d})^\top (\mathbf{c} + i\mathbf{d}) = \mathbf{c}^\top \mathbf{c} + \mathbf{d}^\top \mathbf{d}$ is a real number. Therefore the imaginary part of λ is zero and λ is real. ■

Symmetric Matrix Property 2 of 4

The eigenvectors corresponding to distinct eigenvalues of any symmetric matrix are orthogonal so that we can normalize eigenvectors to make them orthonormal since $\mathbf{Ax} = \lambda\mathbf{x}$ leads to $\mathbf{A} \frac{\mathbf{x}}{\|\mathbf{x}\|} = \lambda \frac{\mathbf{x}}{\|\mathbf{x}\|}$ which corresponds to the same eigenvalue.

Proof [The eigenvectors are orthogonal] Suppose eigenvalues λ_1, λ_2 correspond to eigenvectors $\mathbf{x}_1, \mathbf{x}_2$ so that $\mathbf{Ax}_1 = \lambda_1\mathbf{x}_1$ and $\mathbf{Ax}_2 = \lambda_2\mathbf{x}_2$. We have the following equality:

$$\mathbf{Ax}_1 = \lambda_1\mathbf{x}_1 \quad \xrightarrow{\text{leads to}} \quad \mathbf{x}_1^\top \mathbf{A} = \lambda_1\mathbf{x}_1^\top \quad \xrightarrow{\text{leads to}} \quad \mathbf{x}_1^\top \mathbf{Ax}_2 = \lambda_1\mathbf{x}_1^\top \mathbf{x}_2,$$

and

$$\mathbf{Ax}_2 = \lambda_2\mathbf{x}_2 \quad \xrightarrow{\text{leads to}} \quad \mathbf{x}_1^\top \mathbf{Ax}_2 = \lambda_2\mathbf{x}_1^\top \mathbf{x}_2,$$

which implies $\lambda_1\mathbf{x}_1^\top \mathbf{x}_2 = \lambda_2\mathbf{x}_1^\top \mathbf{x}_2$. Since eigenvalues $\lambda_1 \neq \lambda_2$, the eigenvectors are orthogonal. ■

For any matrix multiplication we have the rank of the multiplication result no larger than the rank of the inputs. However, the symmetric matrix $\mathbf{A}^\top \mathbf{A}$ is rather special that the rank of $\mathbf{A}^\top \mathbf{A}$ is equal to that of \mathbf{A} which will be used in the proof of singular value decomposition in the next section.

Lemma 67 (Rank of \mathbf{AB}) For any matrix $\mathbf{A} \in \mathbb{R}^{m \times n}$, $\mathbf{B} \in \mathbb{R}^{n \times k}$, the the matrix multiplication $\mathbf{AB} \in \mathbb{R}^{m \times k}$ has $\text{rank}(\mathbf{AB}) \leq \min(\text{rank}(\mathbf{A}), \text{rank}(\mathbf{B}))$.

Proof [of Lemma 67] For matrix multiplication \mathbf{AB} , we have

- All rows of \mathbf{AB} are combination of rows of \mathbf{B} , thus $\text{rank}(\mathbf{AB}) \leq \text{rank}(\mathbf{B})$, since we have proved the row rank equal the column rank of a matrix in Lemma 46.
 - All columns of \mathbf{AB} are combination of columns of \mathbf{A} , thus $\text{rank}(\mathbf{AB}) \leq \text{rank}(\mathbf{A})$.
- Thus we have, $\text{rank}(\mathbf{AB}) \leq \min(\text{rank}(\mathbf{A}), \text{rank}(\mathbf{B}))$. ■

Symmetric Matrix Property 3 of 4

Lemma 68 (Rank of Symmetric Matrix) *If \mathbf{A} is an $n \times n$ real symmetric matrix, then $\text{rank}(\mathbf{A}) =$ the total number of nonzero eigenvalues of \mathbf{A} . In particular, \mathbf{A} has full rank if and only if \mathbf{A} is nonsingular. Further, $\mathcal{C}(\mathbf{A})$ is the linear space spanned by the eigenvectors of \mathbf{A} that correspond to nonzero eigenvalues.*

Proof [of Lemma 68] For any symmetric matrix \mathbf{A} , we have \mathbf{A} , in spectral form, as $\mathbf{A} = \mathbf{Q}\mathbf{\Lambda}\mathbf{Q}^\top$ and also $\mathbf{\Lambda} = \mathbf{Q}^\top\mathbf{A}\mathbf{Q}$. Since we have shown in Lemma 67 that $\text{rank}(\mathbf{AB}) \leq \min(\text{rank}(\mathbf{A}), \text{rank}(\mathbf{B}))$.

- From $\mathbf{A} = \mathbf{Q}\mathbf{\Lambda}\mathbf{Q}^\top$, we have $\text{rank}(\mathbf{A}) \leq \text{rank}(\mathbf{Q}\mathbf{\Lambda}) \leq \text{rank}(\mathbf{\Lambda})$;
- From $\mathbf{\Lambda} = \mathbf{Q}^\top\mathbf{A}\mathbf{Q}$, we have $\text{rank}(\mathbf{\Lambda}) \leq \text{rank}(\mathbf{Q}^\top\mathbf{A}) \leq \text{rank}(\mathbf{A})$,

The inequalities above give us contradiction. And thus $\text{rank}(\mathbf{A}) = \text{rank}(\mathbf{\Lambda})$ which is the total number of nonzero eigenvalues.

Since \mathbf{A} is nonsingular if and only if all of its eigenvalues are nonzero, \mathbf{A} has full rank if and only if \mathbf{A} is nonsingular. ■

Symmetric Matrix Property 4 of 4

Lemma 69 (Orthonormal Eigenvectors for Duplicate Eigenvalue) *If \mathbf{A} has a duplicate eigenvalue λ_i with multiplicity $k \geq 2$, then there exist k orthonormal eigenvectors corresponding to λ_i .*

Proof [of Lemma 69] We note that there is at least one eigenvector \mathbf{x}_{i1} corresponding to λ_i . And for such eigenvector \mathbf{x}_{i1} , we can always find additional $n - 1$ orthonormal vectors $\mathbf{y}_2, \mathbf{y}_3, \dots, \mathbf{y}_n$ so that $\{\mathbf{x}_{i1}, \mathbf{y}_2, \mathbf{y}_3, \dots, \mathbf{y}_n\}$ forms an orthonormal basis in \mathbb{R}^n . Put the $\mathbf{y}_2, \mathbf{y}_3, \dots, \mathbf{y}_n$ into matrix \mathbf{Y}_1 and $\{\mathbf{x}_{i1}, \mathbf{y}_2, \mathbf{y}_3, \dots, \mathbf{y}_n\}$ into matrix \mathbf{P}_1

$$\mathbf{Y}_1 = [\mathbf{y}_2, \mathbf{y}_3, \dots, \mathbf{y}_n] \quad \text{and} \quad \mathbf{P}_1 = [\mathbf{x}_{i1}, \mathbf{Y}_1].$$

We then have

$$\mathbf{P}_1^\top \mathbf{A} \mathbf{P}_1 = \begin{bmatrix} \lambda_i & \mathbf{0} \\ \mathbf{0} & \mathbf{Y}_1^\top \mathbf{A} \mathbf{Y}_1 \end{bmatrix}.$$

As a result, \mathbf{A} and $\mathbf{P}_1^\top \mathbf{A} \mathbf{P}_1$ are similar matrices such that they have same eigenvalues since \mathbf{P}_1 is nonsingular (even orthogonal here, see Lemma 65). We obtain

$$\det(\mathbf{P}_1^\top \mathbf{A} \mathbf{P}_1 - \lambda \mathbf{I}_n) = (\lambda_i - \lambda) \det(\mathbf{Y}_1^\top \mathbf{A} \mathbf{Y}_1 - \lambda \mathbf{I}_{n-1}).$$

If λ_i has multiplicity $k \geq 2$, then the term $(\lambda_i - \lambda)$ occurs k times in the polynomial from the determinant $\det(\mathbf{P}_1^\top \mathbf{A} \mathbf{P}_1 - \lambda \mathbf{I}_n)$, i.e., the term occurs $k - 1$ times in the polynomial from $\det(\mathbf{Y}_1^\top \mathbf{A} \mathbf{Y}_1 - \lambda \mathbf{I}_{n-1})$. In another word, $\det(\mathbf{Y}_1^\top \mathbf{A} \mathbf{Y}_1 - \lambda_i \mathbf{I}_{n-1}) = 0$ and λ_i is an eigenvalue of $\mathbf{Y}_1^\top \mathbf{A} \mathbf{Y}_1$.

9. By the fact that if matrix \mathbf{M} has a block formulation: $\mathbf{M} = \begin{bmatrix} \mathbf{A} & \mathbf{B} \\ \mathbf{C} & \mathbf{D} \end{bmatrix}$, then $\det(\mathbf{M}) = \det(\mathbf{A}) \det(\mathbf{D} - \mathbf{C} \mathbf{A}^{-1} \mathbf{B})$.

Let $\mathbf{B} = \mathbf{Y}_1^\top \mathbf{A} \mathbf{Y}_1$. Since $\det(\mathbf{B} - \lambda_i \mathbf{I}_{n-1}) = 0$, the null space of $\mathbf{B} - \lambda_i \mathbf{I}_{n-1}$ is not none. Suppose $(\mathbf{B} - \lambda_i \mathbf{I}_{n-1})\mathbf{n} = \mathbf{0}$, i.e., $\mathbf{B}\mathbf{n} = \lambda_i \mathbf{n}$ and \mathbf{n} is an eigenvector of \mathbf{B} .

From $\mathbf{P}_1^\top \mathbf{A} \mathbf{P}_1 = \begin{bmatrix} \lambda_i & \mathbf{0} \\ \mathbf{0} & \mathbf{B} \end{bmatrix}$, we have $\mathbf{A} \mathbf{P}_1 \begin{bmatrix} z \\ \mathbf{n} \end{bmatrix} = \mathbf{P}_1 \begin{bmatrix} \lambda_i & \mathbf{0} \\ \mathbf{0} & \mathbf{B} \end{bmatrix} \begin{bmatrix} z \\ \mathbf{n} \end{bmatrix}$, where z is any scalar. From the left side of this equation, we have

$$\begin{aligned} \mathbf{A} \mathbf{P}_1 \begin{bmatrix} z \\ \mathbf{n} \end{bmatrix} &= [\lambda_i \mathbf{x}_{i1}, \mathbf{A} \mathbf{Y}_1] \begin{bmatrix} z \\ \mathbf{n} \end{bmatrix} \\ &= \lambda_i z \mathbf{x}_{i1} + \mathbf{A} \mathbf{Y}_1 \mathbf{n} \end{aligned} \tag{8}$$

And from the right side of the equation, we have

$$\begin{aligned} \mathbf{P}_1 \begin{bmatrix} \lambda_i & \mathbf{0} \\ \mathbf{0} & \mathbf{B} \end{bmatrix} \begin{bmatrix} z \\ \mathbf{n} \end{bmatrix} &= [\mathbf{x}_{i1} \quad \mathbf{Y}_1] \begin{bmatrix} \lambda_i & \mathbf{0} \\ \mathbf{0} & \mathbf{B} \end{bmatrix} \begin{bmatrix} z \\ \mathbf{n} \end{bmatrix} \\ &= [\lambda_i \mathbf{x}_{i1} \quad \mathbf{Y}_1 \mathbf{B}] \begin{bmatrix} z \\ \mathbf{n} \end{bmatrix} \\ &= \lambda_i z \mathbf{x}_{i1} + \mathbf{Y}_1 \mathbf{B} \mathbf{n} \\ &= \lambda_i z \mathbf{x}_{i1} + \lambda_i \mathbf{Y}_1 \mathbf{n}. \quad (\text{Since } \mathbf{B} \mathbf{n} = \lambda_i \mathbf{n}) \end{aligned} \tag{9}$$

Combine Equation 9 and Equation 8, we obtain

$$\mathbf{A} \mathbf{Y}_1 \mathbf{n} = \lambda_i \mathbf{Y}_1 \mathbf{n},$$

which means $\mathbf{Y}_1 \mathbf{n}$ is an eigenvector of \mathbf{A} . Since $\mathbf{Y}_1 \mathbf{n}$ is a combination of $\mathbf{y}_2, \mathbf{y}_3, \dots, \mathbf{y}_n$ which are orthonormal to \mathbf{x}_{i1} , the $\mathbf{Y}_1 \mathbf{n}$ can be chosen to be orthonormal to \mathbf{x}_i .

To conclude, if we have one eigenvector \mathbf{x}_{i1} corresponding to λ_i whose multiplicity is $k \geq 2$, we could construct the second eigenvector by choosing one vector from null space of \mathbf{B} constructed above. Suppose now, we have constructed the second eigenvector \mathbf{x}_{i2} which is orthonormal to \mathbf{x}_{i1} . For such eigenvectors $\mathbf{x}_{i1}, \mathbf{x}_{i2}$, we can always find additional $n - 2$ orthonormal vectors $\mathbf{y}_3, \mathbf{y}_4, \dots, \mathbf{y}_n$ so that $\{\mathbf{x}_{i1}, \mathbf{x}_{i2}, \mathbf{y}_3, \mathbf{y}_4, \dots, \mathbf{y}_n\}$ forms an orthonormal basis in \mathbb{R}^n . Put the $\mathbf{y}_3, \mathbf{y}_4, \dots, \mathbf{y}_n$ into matrix \mathbf{Y}_2 and $\{\mathbf{x}_{i1}, \mathbf{x}_{i2}, \mathbf{y}_3, \mathbf{y}_4, \dots, \mathbf{y}_n\}$ into matrix \mathbf{P}_2 :

$$\mathbf{Y}_2 = [\mathbf{y}_3, \mathbf{y}_4, \dots, \mathbf{y}_n] \quad \text{and} \quad \mathbf{P}_2 = [\mathbf{x}_{i1}, \mathbf{x}_{i2}, \mathbf{Y}_1].$$

We then have

$$\mathbf{P}_2^\top \mathbf{A} \mathbf{P}_2 = \begin{bmatrix} \lambda_i & 0 & \mathbf{0} \\ 0 & \lambda_i & \mathbf{0} \\ \mathbf{0} & \mathbf{0} & \mathbf{Y}_2^\top \mathbf{A} \mathbf{Y}_2 \end{bmatrix} = \begin{bmatrix} \lambda_i & 0 & \mathbf{0} \\ 0 & \lambda_i & \mathbf{0} \\ \mathbf{0} & \mathbf{0} & \mathbf{C} \end{bmatrix},$$

where $\mathbf{C} = \mathbf{Y}_2^\top \mathbf{A} \mathbf{Y}_2$ such that $\det(\mathbf{P}_2^\top \mathbf{A} \mathbf{P}_2 - \lambda \mathbf{I}_n) = (\lambda_i - \lambda)^2 \det(\mathbf{C} - \lambda \mathbf{I}_{n-2})$. If the multiplicity of λ_i is $k \geq 3$, $\det(\mathbf{C} - \lambda_i \mathbf{I}_{n-2}) = 0$ and the null space of $\mathbf{C} - \lambda_i \mathbf{I}_{n-2}$ is not none so that we can still find a vector from null space of $\mathbf{C} - \lambda_i \mathbf{I}_{n-2}$ and $\mathbf{C} \mathbf{n} = \lambda_i \mathbf{n}$. Now

we can construct a vector $\begin{bmatrix} z_1 \\ z_2 \\ \mathbf{n} \end{bmatrix} \in \mathbb{R}^n$, where z_1, z_2 are any scalar values, such that

$$\mathbf{A} \mathbf{P}_2 \begin{bmatrix} z_1 \\ z_2 \\ \mathbf{n} \end{bmatrix} = \mathbf{P}_2 \begin{bmatrix} \lambda_i & 0 & \mathbf{0} \\ 0 & \lambda_i & \mathbf{0} \\ \mathbf{0} & \mathbf{0} & \mathbf{C} \end{bmatrix} \begin{bmatrix} z_1 \\ z_2 \\ \mathbf{n} \end{bmatrix}.$$

Similarly, from the left side of above equation we will get $\lambda_i z_1 \mathbf{x}_{i1} + \lambda_i z_2 \mathbf{x}_{i2} + \mathbf{A}\mathbf{Y}_2 \mathbf{n}$. From the right side of above equation we will get $\lambda_i z_1 \mathbf{x}_{i1} + \lambda_i z_2 \mathbf{x}_{i2} + \lambda_i \mathbf{Y}_2 \mathbf{n}$. As a result,

$$\mathbf{A}\mathbf{Y}_2 \mathbf{n} = \lambda_i \mathbf{Y}_2 \mathbf{n},$$

where $\mathbf{Y}_2 \mathbf{n}$ is an eigenvector of \mathbf{A} and orthogonal to $\mathbf{x}_{i1}, \mathbf{x}_{i2}$. And it is easy to construct the eigenvector to be orthonormal to the first two.

The process can go on, and finally, we will find k orthonormal eigenvectors corresponding to λ_i .

Actually, the dimension of the null space of $\mathbf{P}_1^\top \mathbf{A} \mathbf{P}_1 - \lambda_i \mathbf{I}_n$ is equal to the multiplicity k . It also follows that if the multiplicity of λ_i is k , there cannot be more than k orthogonal eigenvectors corresponding to λ_i . Otherwise, it will come to the conclusion that we could find more than n orthogonal eigenvectors which leads to a contradiction. ■

The proof of Theorem 66 is trivial from the lemmas above. Also, we can use Schur decomposition to prove the existence of spectral decomposition.

Proof [of Theorem 66: Existence of Spectral Decomposition] From Schur decomposition in Theorem 60, symmetric matrix $\mathbf{A} = \mathbf{A}^\top$ leads to $\mathbf{Q}\mathbf{U}\mathbf{Q}^\top = \mathbf{Q}\mathbf{U}^\top\mathbf{Q}^\top$. Then \mathbf{U} is a diagonal matrix. And this diagonal matrix actually contains eigenvalues of \mathbf{A} . All the columns of \mathbf{Q} are eigenvectors of \mathbf{A} . We conclude that all symmetric matrices are diagonalizable even with repeated eigenvalues. ■

10.2 Application: Eigenvalue of Projection Matrix

In Section 4.12, we introduced QR decomposition for solving least squares problem, where we consider the overdetermined system $\mathbf{A}\mathbf{x} = \mathbf{b}$ with $\mathbf{A} \in \mathbb{R}^{m \times n}$ being the data matrix, $\mathbf{b} \in \mathbb{R}^m$ with $m > n$ being the observation matrix. Normally \mathbf{A} will have full column rank since the data from real work has large chance to be unrelated. And the least squares solution is given by $\mathbf{x}_{LS} = (\mathbf{A}^\top \mathbf{A})^{-1} \mathbf{A}^\top \mathbf{b}$ for minimizing $\|\mathbf{A}\mathbf{x} - \mathbf{b}\|^2$, where $\mathbf{A}^\top \mathbf{A}$ is invertible since \mathbf{A} has full column rank and $\text{rank}(\mathbf{A}^\top \mathbf{A}) = \text{rank}(\mathbf{A})$. The recovered observation matrix is then $\hat{\mathbf{b}} = \mathbf{A}\mathbf{x}_{LS} = \mathbf{A}(\mathbf{A}^\top \mathbf{A})^{-1} \mathbf{A}^\top \mathbf{b}$. \mathbf{b} may not be in the column space of \mathbf{A} , but $\hat{\mathbf{b}}$ is in this column space. We then define such matrix $\mathbf{H} = \mathbf{A}(\mathbf{A}^\top \mathbf{A})^{-1} \mathbf{A}$ to be a projection matrix, i.e., projecting \mathbf{b} onto the column space of \mathbf{A} . Or, it is also known as hat matrix, since we put a hat on \mathbf{b} . It can be easily verified the projection matrix is symmetric and idempotent (i.e., $\mathbf{H}^2 = \mathbf{H}$). And we come to the following proposition:

Proposition 70 (Eigenvalue of Projection Matrix) *The only possible eigenvalues of a projection matrix are 0 and 1.*

Proof [of Proposition 70] Since \mathbf{H} is symmetric, we have spectral decomposition $\mathbf{H} = \mathbf{Q}\mathbf{\Lambda}\mathbf{Q}^\top$. From the idempotent property, we have

$$\begin{aligned} (\mathbf{Q}\mathbf{\Lambda}\mathbf{Q}^\top)^2 &= \mathbf{Q}\mathbf{\Lambda}\mathbf{Q}^\top \\ \mathbf{Q}\mathbf{\Lambda}^2\mathbf{Q}^\top &= \mathbf{Q}\mathbf{\Lambda}\mathbf{Q}^\top \\ \mathbf{\Lambda}^2 &= \mathbf{\Lambda} \\ \lambda_i^2 &= \lambda_i, \end{aligned}$$

Therefore, the only possible eigenvalues for \mathbf{H} are 0 and 1. ■

This property of projection matrix is important for the analysis of distribution theory for least squares. See Lu (2021) for more details.

11. Singular Value Decomposition (SVD)

In eigenvalue decomposition, we factor matrix into a diagonal matrix. However, this is not always true. If \mathbf{A} does not have independent eigenvectors, such diagonalization does not exist. The singular value decomposition (SVD) fills this gap. Instead of factoring matrix into a eigenvector matrix, SVD gives rise to two orthogonal matrices. We provide the result of SVD in the following theorem and we will discuss the existence of SVD in the next sections.

Theorem 71 (Reduced SVD for Rectangular Matrices) *For every real $m \times n$ matrix \mathbf{A} with rank r , then matrix \mathbf{A} can be factored as*

$$\mathbf{A} = \mathbf{U}\mathbf{\Sigma}\mathbf{V}^\top,$$

where $\mathbf{\Sigma} \in \mathbb{R}^{r \times r}$ is a diagonal matrix $\mathbf{\Sigma} = \text{diag}(\sigma_1, \sigma_2, \dots, \sigma_r)$ with $\sigma_1 \geq \sigma_2 \geq \dots \geq \sigma_r$ and

- σ_i 's are the nonzero **singular values** of \mathbf{A} , in the meantime, they are the (positive) square roots of the nonzero **eigenvalues** of $\mathbf{A}^\top \mathbf{A}$ and $\mathbf{A}\mathbf{A}^\top$.
- Columns of $\mathbf{U} \in \mathbb{R}^{m \times r}$ contain the r eigenvectors of $\mathbf{A}\mathbf{A}^\top$ corresponding to the nonzero eigenvalues of $\mathbf{A}\mathbf{A}^\top$.
- Columns of $\mathbf{V} \in \mathbb{R}^{n \times r}$ contain the r eigenvectors of $\mathbf{A}^\top \mathbf{A}$ corresponding to the nonzero eigenvalues of $\mathbf{A}^\top \mathbf{A}$.
- Moreover, the columns of \mathbf{U} and \mathbf{V} are called the **left and right singular vectors** of \mathbf{A} , respectively.
- Further, the columns of \mathbf{U} and \mathbf{V} are orthonormal (by Spectral Theorem 66).

In particular, we can write out the matrix decomposition $\mathbf{A} = \mathbf{U}\mathbf{\Sigma}\mathbf{V}^\top = \sum_{i=1}^r \sigma_i \mathbf{u}_i \mathbf{v}_i^\top$, which is a sum of r rank-one matrices.

If we append additional $m - r$ silent columns that are orthonormal to the r eigenvectors of $\mathbf{A}\mathbf{A}^\top$, just like the silent columns in QR decomposition, we will have an orthogonal matrix $\mathbf{U} \in \mathbb{R}^{m \times m}$. Similar for the columns of \mathbf{V} . We then illustrate the full SVD for matrices in the following theorem. We formulate the difference between reduced and full SVD in the blue text.

Theorem 72 (Full SVD for Rectangular Matrices) For every real $m \times n$ matrix A with rank r , then matrix A can be factored as

$$A = U\Sigma V^T,$$

where left-upper side of $\Sigma \in \mathbb{R}^{m \times n}$ is a diagonal matrix $\text{diag}(\sigma_1, \sigma_2, \dots, \sigma_r, 0, 0, \dots, 0)$ with $\sigma_1 \geq \sigma_2 \geq \dots \geq \sigma_r$ and

- σ_i 's are the nonzero **singular values** of matrix A , in the meantime, they are the (positive) square roots of the nonzero **eigenvalues** of $A^T A$ and AA^T .
- $U \in \mathbb{R}^{m \times m}$ contains the r eigenvectors of AA^T corresponding to the r nonzero eigenvalues of AA^T and $m - r$ extra orthonormal vectors from $\mathcal{N}(A^T)$.
- $V \in \mathbb{R}^{n \times n}$ contains the r eigenvectors of $A^T A$ corresponding to the r nonzero eigenvalues of $A^T A$ and $n - r$ extra orthonormal vectors from $\mathcal{N}(A)$.
- Moreover, the columns of U and V are called the **left and right singular vectors** of A , respectively.
- Further, the columns of U and V are orthonormal (by Spectral Theorem 66), and U and V are orthogonal matrices.

In particular, we can write the matrix decomposition $A = U\Sigma V^T = \sum_{i=1}^r \sigma_i \mathbf{u}_i \mathbf{v}_i^T$, which is a sum of r rank-one matrices.

The comparison of reduced and full SVD is shown in Figure 7 where white entries are zero and blue entries are not necessarily zero.

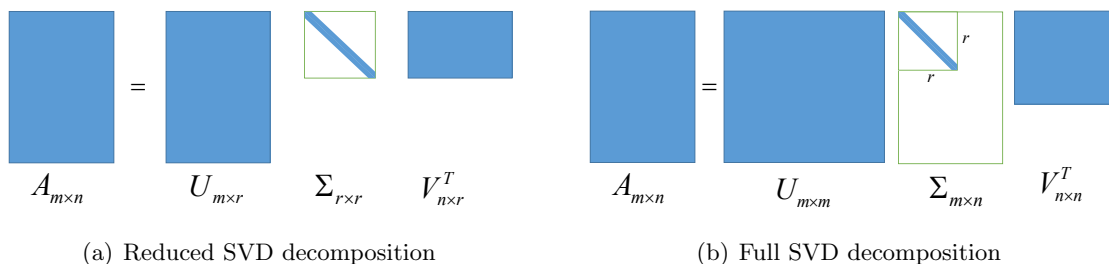


Figure 7: Comparison of reduced and full SVD.

11.1 Existence of the SVD

To prove the existence of the SVD, we need to use the following lemmas. We mentioned that the singular values are the square roots of the eigenvalues of $A^T A$. While, negative values do not have square roots such that the eigenvalues must be nonnegative.

Lemma 73 (Nonnegative Eigenvalues of $A^T A$) For any matrix $A \in \mathbb{R}^{m \times n}$, $A^T A$ has nonnegative eigenvalues.

Proof [of Lemma 73] For eigenvalue and its corresponding eigenvector λ, \mathbf{x} of $A^T A$, we have

$$A^T A \mathbf{x} = \lambda \mathbf{x} \quad \text{leads to} \quad \mathbf{x}^T A^T A \mathbf{x} = \lambda \mathbf{x}^T \mathbf{x}.$$

Since $\mathbf{x}^\top \mathbf{A}^\top \mathbf{A} \mathbf{x} = \|\mathbf{A}\mathbf{x}\|^2 \geq 0$ and $\mathbf{x}^\top \mathbf{x} \geq 0$. We then have $\lambda \geq 0$. ■

Since $\mathbf{A}^\top \mathbf{A}$ has nonnegative eigenvalues, we then can define the singular value $\sigma \geq 0$ of \mathbf{A} such that σ^2 is the eigenvalue of $\mathbf{A}^\top \mathbf{A}$, i.e., $\boxed{\mathbf{A}^\top \mathbf{A} \mathbf{v} = \sigma^2 \mathbf{v}}$. This is essential to SVD.

We have shown in Lemma 67 that $\text{rank}(\mathbf{A}\mathbf{B}) \leq \min(\text{rank}(\mathbf{A}), \text{rank}(\mathbf{B}))$. However, the symmetric matrix $\mathbf{A}^\top \mathbf{A}$ is rather special that the rank of $\mathbf{A}^\top \mathbf{A}$ is equal to $\text{rank}(\mathbf{A})$. And we now prove it.

Lemma 74 (Rank of $\mathbf{A}^\top \mathbf{A}$) $\mathbf{A}^\top \mathbf{A}$ and \mathbf{A} have same rank.

Proof [of Lemma 74] Let $\mathbf{x} \in \mathcal{N}(\mathbf{A})$, we have

$$\mathbf{A}\mathbf{x} = \mathbf{0} \quad \underline{\text{leads to}} \quad \mathbf{A}^\top \mathbf{A}\mathbf{x} = \mathbf{0},$$

i.e., $\mathbf{x} \in \mathcal{N}(\mathbf{A}) \underline{\text{leads to}} \mathbf{x} \in \mathcal{N}(\mathbf{A}^\top \mathbf{A})$, therefore $\mathcal{N}(\mathbf{A}) \subseteq \mathcal{N}(\mathbf{A}^\top \mathbf{A})$.

Further, let $\mathbf{x} \in \mathcal{N}(\mathbf{A}^\top \mathbf{A})$, we have

$$\mathbf{A}^\top \mathbf{A}\mathbf{x} = \mathbf{0} \underline{\text{leads to}} \mathbf{x}^\top \mathbf{A}^\top \mathbf{A}\mathbf{x} = 0 \underline{\text{leads to}} \|\mathbf{A}\mathbf{x}\|^2 = 0 \underline{\text{leads to}} \mathbf{A}\mathbf{x} = \mathbf{0},$$

i.e., $\mathbf{x} \in \mathcal{N}(\mathbf{A}^\top \mathbf{A}) \underline{\text{leads to}} \mathbf{x} \in \mathcal{N}(\mathbf{A})$, therefore $\mathcal{N}(\mathbf{A}^\top \mathbf{A}) \subseteq \mathcal{N}(\mathbf{A})$. As a result, $\mathcal{N}(\mathbf{A}) = \mathcal{N}(\mathbf{A}^\top \mathbf{A})$ and $\dim(\mathcal{N}(\mathbf{A})) = \dim(\mathcal{N}(\mathbf{A}^\top \mathbf{A}))$. By fundamental theorem of linear algebra in Appendix B, $\mathbf{A}^\top \mathbf{A}$ and \mathbf{A} have same rank. ■

Apply the observation to \mathbf{A}^\top , we can also prove that $\mathbf{A}\mathbf{A}^\top$ and \mathbf{A} have same rank.

In the form of SVD, we claimed the matrix \mathbf{A} is a sum of r rank-one matrices where r is the number of nonzero singular values. And the number of nonzero singular values is actually the rank of the matrix.

Lemma 75 (The Number of Nonzero Singular Values Equals the Rank) *The number of nonzero singular values of matrix \mathbf{A} equals the rank of \mathbf{A} .*

Proof [of Lemma 75] The rank of any symmetric matrix (here $\mathbf{A}^\top \mathbf{A}$) equals the number of nonzero eigenvalues (with repetitions) by Lemma 68. So the number of nonzero singular values equals the rank of $\mathbf{A}^\top \mathbf{A}$. By Lemma 74, the number of nonzero singular values equals the rank of \mathbf{A} . ■

We are now ready to prove the existence of SVD.

Proof [of Theorem 71: Existence of the SVD] Since $\mathbf{A}^\top \mathbf{A}$ is a symmetric matrix, by Spectral Theorem 66 and Lemma 73 there exists an orthogonal matrix \mathbf{V} such that

$$\boxed{\mathbf{A}^\top \mathbf{A} = \mathbf{V} \mathbf{\Sigma}^2 \mathbf{V}^\top},$$

where $\mathbf{\Sigma}$ is a diagonal matrix containing the singular values of \mathbf{A} , i.e., $\mathbf{\Sigma}^2$ contains the eigenvalues of $\mathbf{A}^\top \mathbf{A}$. Specifically, $\mathbf{\Sigma} = \text{diag}(\sigma_1, \sigma_2, \dots, \sigma_r)$ and $\{\sigma_1^2, \sigma_2^2, \dots, \sigma_r^2\}$ are the nonzero eigenvalues of $\mathbf{A}^\top \mathbf{A}$ with r being the rank of \mathbf{A} . I.e., $\{\sigma_1, \dots, \sigma_r\}$ are the singular values of \mathbf{A} . Now we are into the central part.

Start from $\boxed{\mathbf{A}^\top \mathbf{A} \mathbf{v}_i = \sigma_i^2 \mathbf{v}_i}$, $\forall i \in \{1, 2, \dots, r\}$, i.e., the eigenvector \mathbf{v}_i of $\mathbf{A}^\top \mathbf{A}$ corresponding to σ_i^2 :

1. Multiply both sides by \mathbf{v}_i^\top :

$$\mathbf{v}_i^\top \mathbf{A}^\top \mathbf{A} \mathbf{v}_i = \sigma_i^2 \mathbf{v}_i^\top \mathbf{v}_i \quad \text{leads to} \quad \|\mathbf{A} \mathbf{v}_i\|^2 = \sigma_i^2 \quad \text{leads to} \quad \|\mathbf{A} \mathbf{v}_i\| = \sigma_i$$

2. Multiply both sides by \mathbf{A} :

$$\mathbf{A} \mathbf{A}^\top \mathbf{A} \mathbf{v}_i = \sigma_i^2 \mathbf{A} \mathbf{v}_i \quad \text{leads to} \quad \mathbf{A} \mathbf{A}^\top \frac{\mathbf{A} \mathbf{v}_i}{\sigma_i} = \sigma_i^2 \frac{\mathbf{A} \mathbf{v}_i}{\sigma_i} \quad \text{leads to} \quad \mathbf{A} \mathbf{A}^\top \mathbf{u}_i = \sigma_i^2 \mathbf{u}_i$$

where we notice this form can find the eigenvector of $\mathbf{A} \mathbf{A}^\top$ corresponding to σ_i^2 which is $\mathbf{A} \mathbf{v}_i$. Since the length of $\mathbf{A} \mathbf{v}_i$ is σ_i , we then define $\mathbf{u}_i = \frac{\mathbf{A} \mathbf{v}_i}{\sigma_i}$ with norm 1.

These \mathbf{u}_i 's are orthogonal because $(\mathbf{A} \mathbf{v}_i)^\top (\mathbf{A} \mathbf{v}_j) = \mathbf{v}_i^\top \mathbf{A}^\top \mathbf{A} \mathbf{v}_j = \sigma_j^2 \mathbf{v}_i^\top \mathbf{v}_j = 0$. That is

$$\boxed{\mathbf{A} \mathbf{A}^\top = \mathbf{U} \mathbf{\Sigma}^2 \mathbf{U}^\top}.$$

Since $\mathbf{A} \mathbf{v}_i = \sigma_i \mathbf{u}_i$, we have

$$[\mathbf{A} \mathbf{v}_1, \mathbf{A} \mathbf{v}_2, \dots, \mathbf{A} \mathbf{v}_r] = [\sigma_1 \mathbf{u}_1, \sigma_2 \mathbf{u}_2, \dots, \sigma_r \mathbf{u}_r] \quad \text{leads to} \quad \mathbf{A} \mathbf{V} = \mathbf{U} \mathbf{\Sigma},$$

which completes the proof. ■

By appending silent columns in \mathbf{U} and \mathbf{V} , we can easily find the full SVD.

11.2 Property of the SVD

For any matrix, we have the following property:

- $\mathcal{N}(\mathbf{A})$ is the orthogonal complement of the row space $\mathcal{C}(\mathbf{A}^\top)$ in \mathbb{R}^n : $\dim(\mathcal{N}(\mathbf{A})) + \dim(\mathcal{C}(\mathbf{A}^\top)) = n$;
- $\mathcal{N}(\mathbf{A}^\top)$ is the orthogonal complement of the column space $\mathcal{C}(\mathbf{A})$ in \mathbb{R}^m : $\dim(\mathcal{N}(\mathbf{A}^\top)) + \dim(\mathcal{C}(\mathbf{A})) = m$;

This is called fundamental theorem of linear algebra and also known as rank-nullity theorem. And the proof can be found in Appendix B. Furthermore, we find the basis for the four subspaces via CR decomposition in Appendix B.1. In specific, from SVD, we can find an orthonormal basis for each subspace.

Lemma 76 (Four Orthonormal Basis) *For full SVD, we have the following property:*

- $\{\mathbf{v}_1, \mathbf{v}_2, \dots, \mathbf{v}_r\}$ is an orthonormal basis of $\mathcal{C}(\mathbf{A}^\top)$;
- $\{\mathbf{v}_{r+1}, \mathbf{v}_{r+2}, \dots, \mathbf{v}_n\}$ is an orthonormal basis of $\mathcal{N}(\mathbf{A})$;
- $\{\mathbf{u}_1, \mathbf{u}_2, \dots, \mathbf{u}_r\}$ is an orthonormal basis of $\mathcal{C}(\mathbf{A})$;
- $\{\mathbf{u}_{r+1}, \mathbf{u}_{r+2}, \dots, \mathbf{u}_m\}$ is an orthonormal basis of $\mathcal{N}(\mathbf{A}^\top)$.

The relationship of the four subspaces is demonstrated in Figure 8 where \mathbf{A} transfer the row basis \mathbf{v}_i into column basis \mathbf{u}_i by $\sigma_i \mathbf{u}_i = \mathbf{A} \mathbf{v}_i$ for all $i \in \{1, 2, \dots, r\}$.

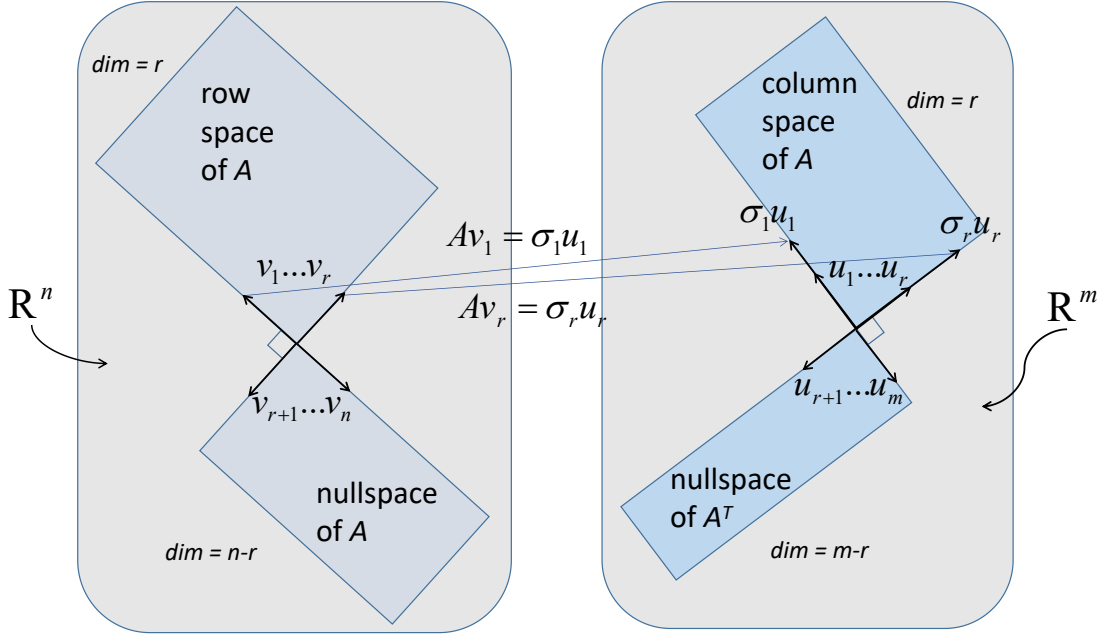


Figure 8: Orthonormal bases that diagonalize \mathbf{A} from SVD.

Proof [of Lemma 76] From Lemma 68, for symmetric matrix $\mathbf{A}^\top \mathbf{A}$, $\mathcal{C}(\mathbf{A}^\top \mathbf{A})$ is spanned by the eigenvectors, thus $\{\mathbf{v}_1, \mathbf{v}_2, \dots, \mathbf{v}_r\}$ is an orthonormal basis of $\mathcal{C}(\mathbf{A}^\top \mathbf{A})$.

Since,

1. $\mathbf{A}^\top \mathbf{A}$ is symmetric, then the row space of $\mathbf{A}^\top \mathbf{A}$ equals the column space of $\mathbf{A}^\top \mathbf{A}$.
2. All rows of $\mathbf{A}^\top \mathbf{A}$ are combination of rows of \mathbf{A} , so the row space of $\mathbf{A}^\top \mathbf{A} \subseteq$ row space of \mathbf{A} , i.e., $\mathcal{C}(\mathbf{A}^\top \mathbf{A}) \subseteq \mathcal{C}(\mathbf{A}^\top)$.
3. Since $rank(\mathbf{A}^\top \mathbf{A}) = rank(\mathbf{A})$ by Lemma 74, we then have

The row space of $\mathbf{A}^\top \mathbf{A} =$ the column space of $\mathbf{A}^\top \mathbf{A} =$ the row space of \mathbf{A} , i.e., $\mathcal{C}(\mathbf{A}^\top \mathbf{A}) = \mathcal{C}(\mathbf{A}^\top)$. Thus $\{\mathbf{v}_1, \mathbf{v}_2, \dots, \mathbf{v}_r\}$ is an orthonormal basis of $\mathcal{C}(\mathbf{A}^\top)$.

Further, the space spanned by $\{\mathbf{v}_{r+1}, \mathbf{v}_{r+2}, \dots, \mathbf{v}_n\}$ is an orthogonal complement to the space spanned by $\{\mathbf{v}_1, \mathbf{v}_2, \dots, \mathbf{v}_r\}$, so $\{\mathbf{v}_{r+1}, \mathbf{v}_{r+2}, \dots, \mathbf{v}_n\}$ is an orthonormal basis of $\mathcal{N}(\mathbf{A})$.

If we apply this process to $\mathbf{A}\mathbf{A}^\top$, we will prove the left claims in the lemma. Also, we can see that $\{\mathbf{u}_1, \mathbf{u}_2, \dots, \mathbf{u}_r\}$ is a basis for the column space of \mathbf{A} by Lemma 94¹⁰, since $\mathbf{u}_i = \frac{\mathbf{A}\mathbf{v}_i}{\sigma_i}, \forall i \in \{1, 2, \dots, r\}$. ■

10. For any matrix \mathbf{A} , let $\{\mathbf{r}_1, \mathbf{r}_2, \dots, \mathbf{r}_r\}$ be a set of vectors in \mathbb{R}^n which forms a basis for the row space, then $\{\mathbf{A}\mathbf{r}_1, \mathbf{A}\mathbf{r}_2, \dots, \mathbf{A}\mathbf{r}_r\}$ is a basis for the column space of \mathbf{A} .

11.3 Computing the SVD

Suppose again we have an oracle algorithm to compute the eigenvalues and eigenvectors of $\mathbf{A}^\top \mathbf{A}$ which costs $f(m, n)$ flops. Then the computation of SVD is trivial from the steps shown above. The algorithm is shown in Algorithm 12.

Algorithm 12 SVD

Require: rank- r matrix $\mathbf{A} = [\mathbf{a}_1, \mathbf{a}_2, \dots, \mathbf{a}_n]$ with size $m \times n$;

- 1: Initially get $\mathbf{A}^\top \mathbf{A} \mathbf{x}_i = \sigma_i^2 \mathbf{x}_i \ \forall i \in \{1, 2, \dots, r\}$ ($f(m, n)$ flops);
 - 2: Normalize each eigenvectors $\mathbf{v}_i = \frac{\mathbf{x}_i}{\|\mathbf{x}_i\|}$ ($r \times 3n = 3nr$ flops);
 - 3: Normalize each eigenvectors $\mathbf{u}_i = \frac{\mathbf{A} \mathbf{v}_i}{\sigma_i}$ ($r(m(2n - 1) + m)$ flops);
-

By completing $(\mathbf{v}_{r+1}, \mathbf{v}_{r+2}, \dots, \mathbf{v}_n)$ into a full orthogonal basis via Gram-Schmidt, we have

$$\begin{aligned} \mathbf{v}_i^\top \mathbf{v}_i &= 1, \forall r + 1 \leq i \leq n, \\ \mathbf{v}_i^\top \mathbf{v}_j &= 0, \forall 1 \leq i \leq n, r + 1 \leq j \leq n. \end{aligned}$$

And similarly $(\mathbf{u}_{r+1}, \mathbf{u}_{r+2}, \dots, \mathbf{u}_m)$ into a full orthogonal basis via Gram-Schmidt, we have

$$\begin{aligned} \mathbf{u}_i^\top \mathbf{u}_i &= 1, \forall r + 1 \leq i \leq m, \\ \mathbf{u}_i^\top \mathbf{u}_j &= 0, \forall 1 \leq i \leq m, r + 1 \leq j \leq m. \end{aligned}$$

The detailed analysis of computational complexity for SVD is complicated. It is typically computed numerically by a two-step procedure. In the first step, the matrix is reduced to a bidiagonal matrix. This takes $\sim mn^2$ flops and the second step is to compute the SVD of the bidiagonal matrix which takes n iterations with each involving $\sim n$ flops. Thus, the overall cost is $\sim mn^2$ flops. Please refer to (Trefethen and Bau III, 1997; Golub and Van Loan, 2013; Kishore Kumar and Schneider, 2017) for more details.

11.4 Polar Decomposition

Theorem 77 (Polar Decomposition) *For every real $n \times n$ square matrix \mathbf{A} with rank r , then matrix \mathbf{A} can be factored as*

$$\mathbf{A} = \mathbf{Q}_l \mathbf{S},$$

where \mathbf{Q}_l is an orthogonal matrix, and \mathbf{S} is a symmetric matrix. And this form is called **left polar decomposition**. Also matrix \mathbf{A} can be factored as

$$\mathbf{A} = \mathbf{S} \mathbf{Q}_r,$$

where \mathbf{Q}_r is an orthogonal matrix, and \mathbf{S} is a symmetric matrix. And this form is called **right polar decomposition**.

Since every $n \times n$ square matrix \mathbf{A} has full SVD $\mathbf{A} = \mathbf{U}\mathbf{\Sigma}\mathbf{V}^\top$, where both \mathbf{U} and \mathbf{V} are $n \times n$ orthogonal matrix. We then have $\mathbf{A} = (\mathbf{U}\mathbf{V}^\top)(\mathbf{V}\mathbf{\Sigma}\mathbf{V}^\top) = \mathbf{Q}_l\mathbf{S}$ where it can be easily verified that $\mathbf{Q}_l = \mathbf{U}\mathbf{V}^\top$ is an orthogonal matrix and $\mathbf{S} = \mathbf{V}\mathbf{\Sigma}\mathbf{V}^\top$ is a symmetric matrix.

Similarly, we have $\mathbf{A} = \mathbf{U}\mathbf{\Sigma}\mathbf{U}^\top\mathbf{U}\mathbf{V}^\top = (\mathbf{U}\mathbf{\Sigma}\mathbf{U}^\top)(\mathbf{U}\mathbf{V}^\top) = \mathbf{S}\mathbf{Q}_r$.

11.5 Application: Least Squares with Non-Full Column Rank

The least squares problem is described in Section 4.12. As a recap, let's consider the overdetermined system $\mathbf{A}\mathbf{x} = \mathbf{b}$, where $\mathbf{A} \in \mathbb{R}^{m \times n}$ is the data matrix, $\mathbf{b} \in \mathbb{R}^m$ with $m > n$ is the observation matrix. Normally \mathbf{A} will have full column rank since the data from real work has large chance to be unrelated. And the least squares (LS) solution is given by $\mathbf{x}_{LS} = (\mathbf{A}^\top\mathbf{A})^{-1}\mathbf{A}^\top\mathbf{b}$ for minimizing $\|\mathbf{A}\mathbf{x} - \mathbf{b}\|^2$, where $\mathbf{A}^\top\mathbf{A}$ is invertible since \mathbf{A} has full column rank and $\text{rank}(\mathbf{A}^\top\mathbf{A}) = \text{rank}(\mathbf{A})$.

However, if \mathbf{A} does not have full column rank, $\mathbf{A}^\top\mathbf{A}$ is not invertible. We thus can use SVD decomposition of \mathbf{A} to solve the LS problem. And we illustrate in the following theorem.

Theorem 78 (LS via SVD for Rank Deficient Matrix) *Let $\mathbf{A} \in \mathbb{R}^{m \times n}$ and $\mathbf{A} = \mathbf{U}\mathbf{\Sigma}\mathbf{V}^\top$ is its full SVD decomposition with $\mathbf{U} \in \mathbb{R}^{m \times m}$ and $\mathbf{V} \in \mathbb{R}^{n \times n}$ being orthogonal matrices and $\text{rank}(\mathbf{A}) = r$. Suppose $\mathbf{U} = [\mathbf{u}_1, \mathbf{u}_2, \dots, \mathbf{u}_m]$ and $\mathbf{V} = [\mathbf{v}_1, \mathbf{v}_2, \dots, \mathbf{v}_n]$ and $\mathbf{b} \in \mathbb{R}^m$, then the LS solution to $\mathbf{A}\mathbf{x} = \mathbf{b}$ is given by*

$$\mathbf{x}_{LS} = \sum_{i=1}^r \frac{\mathbf{u}_i^\top \mathbf{b}}{\sigma_i} \mathbf{v}_i = \mathbf{V}\mathbf{\Sigma}^+\mathbf{U}^\top \mathbf{b},$$

where the upper-left side of $\mathbf{\Sigma}^+ \in \mathbb{R}^{n \times m}$ is a diagonal matrix $\text{diag}(\frac{1}{\sigma_1}, \frac{1}{\sigma_2}, \dots, \frac{1}{\sigma_r})$.

Proof [of Theorem 78] Write out the loss to be minimized

$$\begin{aligned} \|\mathbf{A}\mathbf{x} - \mathbf{b}\|^2 &= (\mathbf{A}\mathbf{x} - \mathbf{b})^\top (\mathbf{A}\mathbf{x} - \mathbf{b}) \\ &= (\mathbf{A}\mathbf{x} - \mathbf{b})^\top \mathbf{U}\mathbf{U}^\top (\mathbf{A}\mathbf{x} - \mathbf{b}) && \text{(Since } \mathbf{U} \text{ is an orthogonal matrix)} \\ &= \|\mathbf{U}^\top \mathbf{A}\mathbf{x} - \mathbf{U}^\top \mathbf{b}\|^2 && \text{(Invariant under orthogonal)} \\ &= \|\mathbf{U}^\top \mathbf{A}\mathbf{V}\mathbf{V}^\top \mathbf{x} - \mathbf{U}^\top \mathbf{b}\|^2 && \text{(Since } \mathbf{V} \text{ is an orthogonal matrix)} \\ &= \|\mathbf{\Sigma}\boldsymbol{\alpha} - \mathbf{U}^\top \mathbf{b}\|^2 && \text{(Let } \boldsymbol{\alpha} = \mathbf{V}^\top \mathbf{x}\text{)} \\ &= \sum_{i=1}^r (\sigma_i \alpha_i - \mathbf{u}_i^\top \mathbf{b})^2 + \sum_{i=r+1}^m (\mathbf{u}_i^\top \mathbf{b})^2. && \text{(Since } \sigma_{r+1} = \sigma_{r+2} = \dots = \sigma_m = 0\text{)} \end{aligned}$$

Since \mathbf{x} only appears in $\boldsymbol{\alpha}$, we just need to set $\alpha_i = \frac{\mathbf{u}_i^\top \mathbf{b}}{\sigma_i}$ for all $i \in \{1, 2, \dots, r\}$ to minimize the above equation. For any value of $\alpha_{r+1}, \alpha_{r+2}, \dots, \alpha_m$, there is no effect on the result. From the regularization point of view we can set them to be 0. This gives us the LS solution via SVD:

$$\mathbf{x}_{LS} = \sum_{i=1}^r \frac{\mathbf{u}_i^\top \mathbf{b}}{\sigma_i} \mathbf{v}_i = \mathbf{V}\mathbf{\Sigma}^+\mathbf{U}^\top \mathbf{b} = \mathbf{A}^+ \mathbf{b},$$

where $\mathbf{A}^+ = \mathbf{V}\mathbf{\Sigma}^+\mathbf{U}^\top \in \mathbb{R}^{n \times m}$ is known as the **pseudo-inverse** of \mathbf{A} . Please refer to Appendix D for a detailed discussion about pseudo-inverse where we also prove that the

column space of \mathbf{A}^+ is equal to the row space of \mathbf{A} , and the row space of \mathbf{A}^+ is equal to the column space of \mathbf{A} . \blacksquare

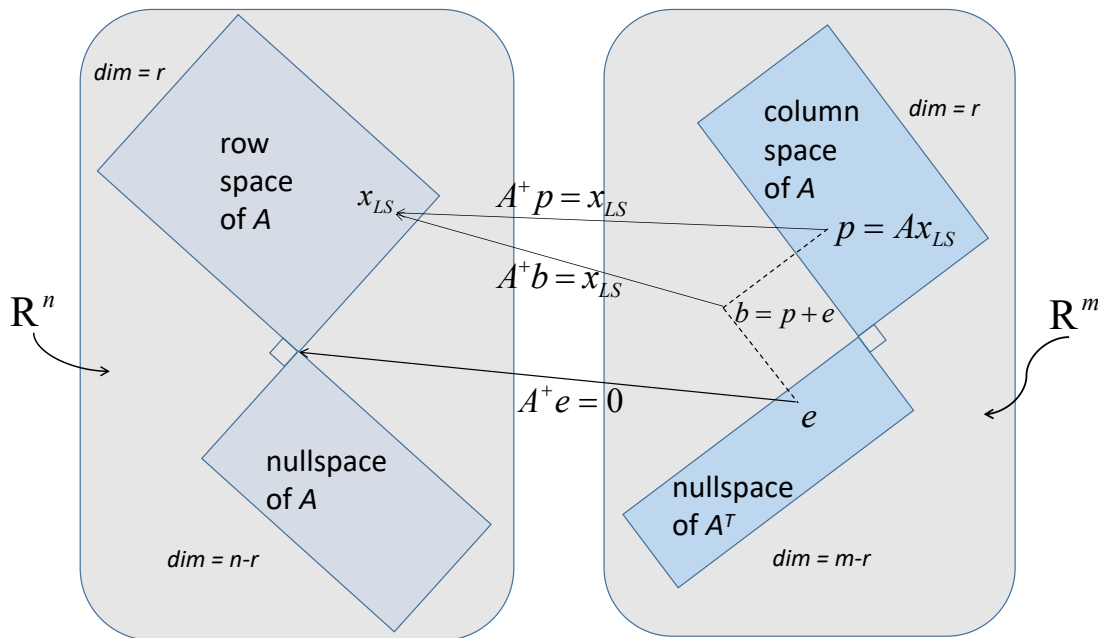


Figure 9: \mathbf{A}^+ : Pseudo-inverse of \mathbf{A} .

Let $\mathbf{A}^+ = \mathbf{V}\mathbf{\Sigma}^+\mathbf{U}^\top$ be the pseudo-inverse of \mathbf{A} . The pseudo-inverse \mathbf{A}^+ agrees with \mathbf{A}^{-1} when \mathbf{A} is invertible. The solution of least squares is to make the error $\mathbf{b} - \mathbf{A}\mathbf{x}$ as small as possible with respect to the mean square error. Since $\mathbf{A}\mathbf{x}$ can never leave the column space of \mathbf{A} , we should choose the closest point to \mathbf{b} in the column space (Strang, 1993). This point is the projection \mathbf{p} of \mathbf{b} . Then the error vector $\mathbf{e} = \mathbf{b} - \mathbf{p}$ has minimal length. In another word, the best combination $\mathbf{p} = \mathbf{A}\mathbf{x}_{LS}$ is the projection of \mathbf{b} onto the column space. The error \mathbf{e} is perpendicular to the column space. Therefore, $\mathbf{e} = \mathbf{b} - \mathbf{A}\mathbf{x}_{LS}$ is in the null space of \mathbf{A}^\top :

$$\mathbf{A}^\top(\mathbf{b} - \mathbf{A}\mathbf{x}_{LS}) = \mathbf{0} \quad \text{or} \quad \mathbf{A}^\top\mathbf{b} = \mathbf{A}^\top\mathbf{A}\mathbf{x}_{LS},$$

which is also known as normal equation of least squares. The relationship between \mathbf{e} and \mathbf{p} is shown in Figure 9 where \mathbf{b} is split into $\mathbf{p} + \mathbf{e}$. Since \mathbf{e} is in $\mathcal{N}(\mathbf{A}^\top)$ and perpendicular to $\mathcal{C}(\mathbf{A})$, and we have shown in Section 11.2, $\{\mathbf{u}_1, \mathbf{u}_2, \dots, \mathbf{u}_r\}$ is an orthonormal basis of $\mathcal{C}(\mathbf{A})$, then the first r components of $\mathbf{U}^\top\mathbf{e}$ are all zeros. Therefore, $\mathbf{A}^+\mathbf{e} = \mathbf{V}\mathbf{\Sigma}^+\mathbf{U}^\top\mathbf{e} = \mathbf{0}$. Moreover, $\mathbf{x}_{LS} = \mathbf{A}^+\mathbf{b} = \mathbf{A}^+(\mathbf{p} + \mathbf{e}) = \mathbf{A}^+\mathbf{p}$.

Further, we have also shown in Section 11.2, $\{\mathbf{v}_1, \mathbf{v}_2, \dots, \mathbf{v}_r\}$ is an orthonormal basis of $\mathcal{C}(\mathbf{A}^\top)$, $\mathbf{x}_{LS} = \sum_{i=1}^r \frac{\mathbf{u}_i^\top\mathbf{b}}{\sigma_i} \mathbf{v}_i$ thus is in the row space of \mathbf{A} , i.e., it cannot be split into a combination of two components that are in row space of \mathbf{A} and null space of \mathbf{A} respectively.

11.6 Application: Low-Rank Approximation

Suppose we want to approximate matrix $\mathbf{A} \in \mathbb{R}^{m \times n}$ with rank r by a rank $k < r$ matrix \mathbf{B} . The approximation is measured by spectral norm:

$$\mathbf{B} = \arg \min_{\mathbf{B}} \|\mathbf{A} - \mathbf{B}\|_2,$$

where the spectral norm is defined as follows:

Definition 79 (Spectral Norm) *The spectral norm of a matrix $\mathbf{A} \in \mathbb{R}^{m \times n}$ is defined as*

$$\|\mathbf{A}\|_2 = \max_{\mathbf{x} \neq \mathbf{0}} \frac{\|\mathbf{A}\mathbf{x}\|_2}{\|\mathbf{x}\|_2} = \max_{\mathbf{u} \in \mathbb{R}^n: \|\mathbf{u}\|_2=1} \|\mathbf{A}\mathbf{u}\|_2,$$

which is also the largest singular value of \mathbf{A} , i.e., $\|\mathbf{A}\|_2 = \sigma_1(\mathbf{A})$.

Then, we can recover the best rank- k approximation by the following theorem.

Theorem 80 (Eckart-Young-Misky Theorem w.r.t. Spectral Norm) *Given matrix $\mathbf{A} \in \mathbb{R}^{m \times n}$ and $1 \leq k \leq \text{rank}(\mathbf{A}) = r$, and let \mathbf{A}_k be the truncated SVD of \mathbf{A} with the largest k terms, i.e., $\mathbf{A}_k = \sum_{i=1}^k \sigma_i \mathbf{u}_i \mathbf{v}_i^\top$ from SVD of $\mathbf{A} = \sum_{i=1}^r \sigma_i \mathbf{u}_i \mathbf{v}_i^\top$. Then \mathbf{A}_k is the best rank- k approximation to \mathbf{A} in terms of spectral norm.*

Proof [of Theorem 80] We need to show for any matrix \mathbf{B} , if $\text{rank}(\mathbf{B}) = k$, then $\|\mathbf{A} - \mathbf{B}\|_2 \geq \|\mathbf{A} - \mathbf{A}_k\|_2$.

Since $\text{rank}(\mathbf{B}) = k$, then $\dim \mathcal{N}(\mathbf{B}) = n - k$. Then any $k + 1$ basis in \mathbb{R}^n intersects $\mathcal{N}(\mathbf{B})$. As shown in Lemma 76, $\{\mathbf{v}_1, \mathbf{v}_2, \dots, \mathbf{v}_r\}$ is an orthonormal basis of $\mathcal{C}(\mathbf{A}^\top) \subset \mathbb{R}^n$, so that we can choose the first $k + 1$ \mathbf{v}_i 's as a $k + 1$ basis for \mathbb{R}^n . Let $\mathbf{V}_{k+1} = [\mathbf{v}_1, \mathbf{v}_2, \dots, \mathbf{v}_{k+1}]$, then there is a vector \mathbf{x} that

$$\mathbf{x} \in \mathcal{N}(\mathbf{B}) \cap \mathcal{C}(\mathbf{V}_{k+1}), \quad \text{s.t.} \quad \|\mathbf{x}\|_2 = 1.$$

That is $\mathbf{x} = \sum_{i=1}^{k+1} a_i \mathbf{v}_i$, and $\|\sum_{i=1}^{k+1} a_i \mathbf{v}_i\|_2 = \sum_{i=1}^{k+1} a_i^2 = 1$. Thus,

$$\begin{aligned} \|\mathbf{A} - \mathbf{B}\|_2^2 &\geq \|(\mathbf{A} - \mathbf{B})\mathbf{x}\|_2^2 \cdot \|\mathbf{x}\|_2^2, && \text{(From definition of spectral norm)} \\ &= \|\mathbf{A}\mathbf{x}\|_2^2, && (\mathbf{x} \text{ in null space of } \mathbf{B}) \\ &= \sum_{i=1}^{k+1} \sigma_i^2 (\mathbf{v}_i^\top \mathbf{x})^2, && (\mathbf{x} \text{ orthogonal to } \mathbf{v}_{k+2}, \dots, \mathbf{v}_r) \\ &\geq \sigma_{k+1}^2 \sum_{i=1}^{k+1} (\mathbf{v}_i^\top \mathbf{x})^2, && (\sigma_{k+1} \leq \sigma_k \leq \dots \leq \sigma_1) \\ &\geq \sigma_{k+1}^2 \sum_{i=1}^{k+1} a_i^2, && (\mathbf{v}_i^\top \mathbf{x} = a_i) \\ &= \sigma_{k+1}^2. \end{aligned}$$

It is trivial that $\|\mathbf{A} - \mathbf{A}_k\|_2^2 = \|\sum_{i=k+1}^r \sigma_i \mathbf{u}_i \mathbf{v}_i^\top\|_2^2 = \sigma_{k+1}^2$. Thus, $\|\mathbf{A} - \mathbf{A}_k\|_2 \leq \|\mathbf{A} - \mathbf{B}\|_2$ which completes the proof. ■




Figure 10: A gray flag image to be compressed.

Moreover, readers can prove that \mathbf{A}_k is the best rank- k approximation to \mathbf{A} in terms of Frobenius norm, where Frobenius norm of \mathbf{A} is defined as $\|\mathbf{A}\|_F = \sqrt{\sum_{i=1}^m \sum_{j=1}^n (\mathbf{A}_{ij})^2} = \sqrt{\text{tr}(\mathbf{A}\mathbf{A}^\top)} = \sqrt{\text{tr}(\mathbf{A}^\top\mathbf{A})} = \sqrt{\sigma_1^2 + \sigma_2^2 + \cdots + \sigma_r^2}$. The minimal error is given by the Euclidean norm of the singular values that have been zeroed out in the process $\|\mathbf{A} - \mathbf{A}_k\|_F = \sqrt{\sigma_{k+1}^2 + \sigma_{k+2}^2 + \cdots + \sigma_r^2}$.

SVD gives the best approximation of a matrix. As mentioned in (Stewart, 1998; Kishore Kumar and Schneider, 2017), *the singular value decomposition is the creme de la creme of rank-reducing decompositions — the decomposition that all others try to beat*. And also *The SVD is the climax of this linear algebra course* in (Strang, 2009).

Figure 10 shows an example of a gray image to be compressed. The size of the image is 600×1200 with rank 402. We compare low rank approximation between SVD and pseudoskeleton from Section 7.7. Figure 11 shows the difference of each compression with rank 90, 60, 30, 10. We find SVD does well with rank 90, 60, 30. Pseudoskeleton compresses well in the black horizontal and vertical lines in the image. But it performs poor in the details of the flag.

12. Coordinate Transformation in the Eigenvalue Decomposition, SVD, and Polar Decomposition

Suppose a vector $\mathbf{v} \in \mathbb{R}^3$ and it has elements $\mathbf{v} = [3; 7; 2]$. But what do these value 3, 7, and 2 mean? In Cartesian coordinate system, it means it has a component of 3 in the x -axis, a component 7 in y -axis, and a component of 2 in z -axis.

Suppose further a 3×3 nonsingular matrix \mathbf{B} which means \mathbf{B} is invertible and columns of \mathbf{B} are linearly independent. Thus the 3 columns of \mathbf{B} form a basis for the space \mathbb{R}^3 . One step forward, we can take the 3 columns of \mathbf{B} as a basis for a **new coordinate system**, which we call as **B coordinate system**. Go back to Cartesian coordinate system, we also have three vectors as a basis, $\mathbf{e}_1, \mathbf{e}_2, \mathbf{e}_3$. If we put the three vectors into columns of a matrix, the matrix will be an identity matrix. So $\mathbf{I}\mathbf{v} = \mathbf{v}$ means **transfer \mathbf{v} from the Cartesian coordinate system into the Cartesian coordinate system**, the same coordinate. Similarly, $\mathbf{B}\mathbf{v} = \mathbf{u}$ is to transfer \mathbf{v} from the Cartesian coordinate system




Figure 11: Image compression for gray flag image with different rank.

into the B system. Specifically, for $\mathbf{v} = [3; 7; 2]$ and $\mathbf{B} = [\mathbf{b}_1, \mathbf{b}_2, \mathbf{b}_3]$, we have $\mathbf{B}\mathbf{v} = 3\mathbf{b}_1 + 7\mathbf{b}_2 + 2\mathbf{b}_3$. If again, we want to transfer the vector \mathbf{u} from B coordinate system back to Cartesian coordinate system, we just need to multiply by $\mathbf{B}^{-1}\mathbf{u} = \mathbf{v}$.

A 3×3 orthogonal matrix \mathbf{Q} defines a "better" coordinate system since the three columns (i.e., basis) are orthonormal to each other. $\mathbf{Q}\mathbf{v}$ is to transfer \mathbf{v} from Cartesian to the coordinate system defined by the orthogonal matrix. Since the basis vectors from the orthogonal matrix are orthonormal, just like the three vectors $\mathbf{e}_1, \mathbf{e}_2, \mathbf{e}_3$ in the Cartesian

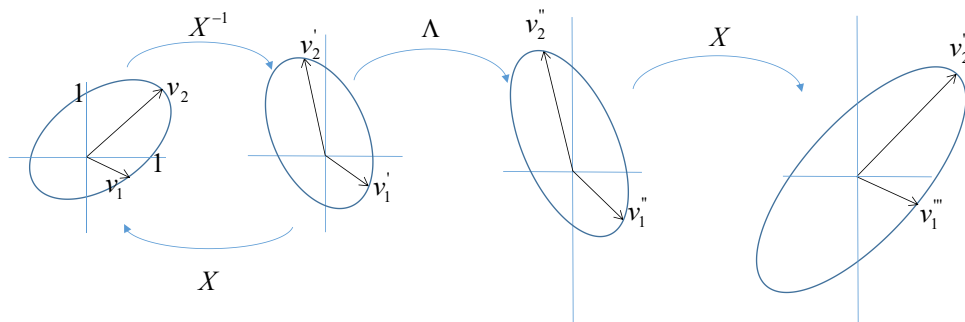


Figure 12: Eigenvalue Decomposition: \mathbf{X}^{-1} transforms to a different coordinate system. $\mathbf{\Lambda}$ stretches and \mathbf{X} transforms back.

coordinate system, the transformation defined by the orthogonal matrix just rotates or reflects the Cartesian system. \mathbf{Q}^\top can help transfer back to Cartesian coordinate system.

Eigenvalue decomposition: a square matrix \mathbf{A} with independent eigenvectors can be factored as $\mathbf{A} = \mathbf{X}\mathbf{\Lambda}\mathbf{X}^{-1}$ where \mathbf{X} and \mathbf{X}^{-1} are nonsingular so that they define a system transformation intrinsically. $\mathbf{A}\mathbf{u} = \mathbf{X}\mathbf{\Lambda}\mathbf{X}^{-1}\mathbf{u}$ firstly transfers \mathbf{u} into the system defined by \mathbf{X}^{-1} . Let's call this system as **eigen coordinate system**. $\mathbf{\Lambda}$ is to stretch each component of the vector in the eigen system by the length of eigenvalue. And then \mathbf{X} helps to transfer the resulted vector back to Cartesian coordinate system. A demonstration of how eigenvalue decomposition transforms between coordinate systems is shown in Figure 12 where $\mathbf{v}_1, \mathbf{v}_2$ are two independent eigenvectors of \mathbf{A} such that they form a basis for \mathbb{R}^2 .

SVD: any $m \times n$ matrix can be factored as $\mathbf{A} = \mathbf{U}\mathbf{\Sigma}\mathbf{V}^\top$. $\mathbf{A}\mathbf{u} = \mathbf{U}\mathbf{\Sigma}\mathbf{V}^\top\mathbf{u}$ then firstly rotates or reflects \mathbf{u} into the system defined by \mathbf{V}^\top , which we call as \mathbf{V} **coordinate system**. $\mathbf{\Sigma}$ stretches the first r components of the resulted vector in the \mathbf{V} system by the length of singular value. If $n \geq m$, then $\mathbf{\Sigma}$ only keeps additional $m - r$ components which are stretched to zero while removes the final $n - m$ components. If $m > n$, the $\mathbf{\Sigma}$ stretches $n - r$ components to zero, and also adds additional $m - n$ zero components. Finally, \mathbf{U} rotates or reflects the resulted vector into the \mathbf{U} **coordinate system** defined by \mathbf{U} . A demonstration of how SVD transforms in a 2×2 example is shown in Figure 13. Further, Figure 14 demonstrates the transformation of $\mathbf{V}\mathbf{\Sigma}\mathbf{V}^\top$ in a 2×2 example.

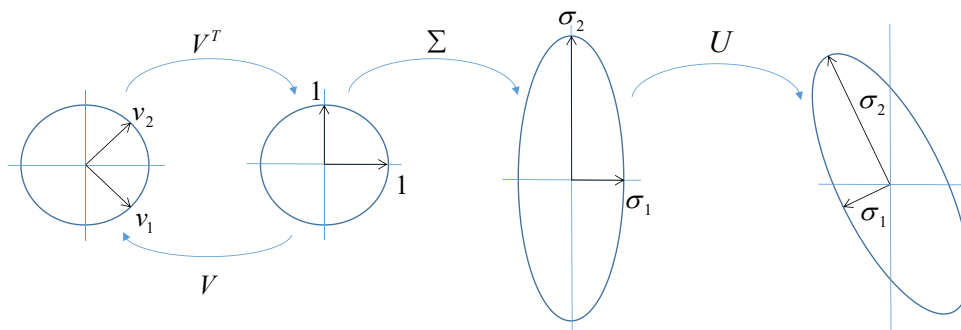


Figure 13: SVD: V^T and U rotates or reflects, Σ stretches circle to ellipse.

Polar decomposition: any $n \times n$ square matrix A can be factored as left polar decomposition $A = (UV^T)(V\Sigma V^T) = Q_l S$. Similarly, $Av = Q_l(V\Sigma V^T)u$ is to transfer u into the system defined by V^T and stretch each component by the length of singular value. Then the resulted vector is transferred back into the Cartesian coordinate system by V . Finally, Q_l will rotate or reflect the resulted vector from Cartesian coordinate system into the Q system defined by Q_l . The meaning of right polar decomposition shares similar description.

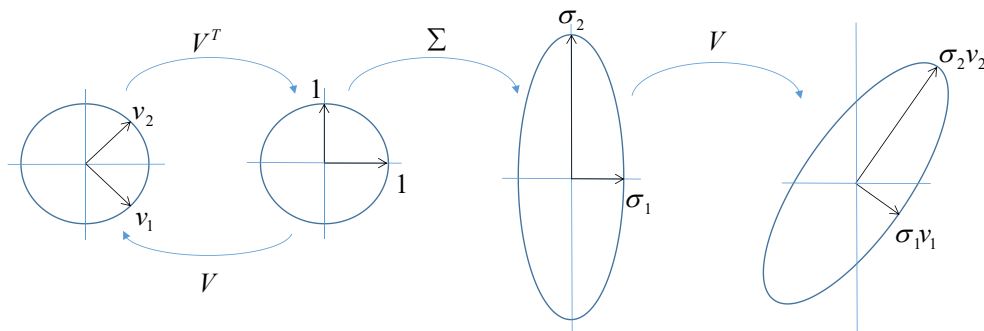


Figure 14: $V\Sigma V^T$: V^T rotates or reflects, Σ stretches cycle to ellipse, and V rotates or reflects back.

13. Biconjugate Decomposition

13.1 Existence of the Biconjugate Decomposition

The biconjugate decomposition was proposed in (Chu et al., 1995) and discussed in (Yang, 2000). The existence of the biconjugate decomposition relies on the rank-one reduction theorem shown below. And a variety of matrix decomposition methods can be unified via this biconjugate decomposition.

Theorem 81 (Rank-One Reduction) *Any $m \times n$ matrix $\mathbf{A} \in \mathbb{R}^{m \times n}$ with rank r , a pair of vectors $\mathbf{x} \in \mathbb{R}^n$ and $\mathbf{y} \in \mathbb{R}^m$ such that $w = \mathbf{y}^\top \mathbf{A} \mathbf{x} \neq 0$, then the matrix $\mathbf{B} = \mathbf{A} - w^{-1} \mathbf{x} \mathbf{y}^\top \mathbf{A}$ has rank $r - 1$ which has exactly one less than the rank of \mathbf{A} .*

Proof [of Theorem 81] If we can show that the dimension of $\mathcal{N}(\mathbf{B})$ is one larger than that of \mathbf{A} . Then this implicitly shows \mathbf{B} has rank exactly one less than the rank of \mathbf{A} .

For any vector $\mathbf{n} \in \mathcal{N}(\mathbf{A})$, i.e., $\mathbf{A} \mathbf{n} = \mathbf{0}$, we then have $\mathbf{B} \mathbf{n} = \mathbf{A} \mathbf{n} - w^{-1} \mathbf{x} \mathbf{y}^\top \mathbf{A} \mathbf{n} = \mathbf{0}$ which means $\mathcal{N}(\mathbf{A}) \subseteq \mathcal{N}(\mathbf{B})$.

Now for any vector $\mathbf{m} \in \mathcal{N}(\mathbf{B})$, then $\mathbf{B} \mathbf{m} = \mathbf{A} \mathbf{m} - w^{-1} \mathbf{x} \mathbf{y}^\top \mathbf{A} \mathbf{m} = \mathbf{0}$.

Let $k = w^{-1} \mathbf{y}^\top \mathbf{A} \mathbf{m}$, which is a scalar, thus $\mathbf{A}(\mathbf{m} - k \mathbf{x}) = \mathbf{0}$, i.e., for any vector $\mathbf{n} \in \mathcal{N}(\mathbf{A})$, we could find a vector $\mathbf{m} \in \mathcal{N}(\mathbf{B})$ such that $\mathbf{n} = (\mathbf{m} - k \mathbf{x}) \in \mathcal{N}(\mathbf{A})$. Note that $\mathbf{A} \mathbf{x} \neq \mathbf{0}$ from the definition of w . Thus, the null space of \mathbf{B} is therefore obtained from the null space of \mathbf{A} by adding \mathbf{x} to its basis which will increase the order of the space by 1. Thus the dimension of $\mathcal{N}(\mathbf{A})$ is smaller than the dimension of $\mathcal{N}(\mathbf{B})$ by 1 which completes the proof. ■

Suppose matrix $\mathbf{A} \in \mathbb{R}^{m \times n}$ has rank r , we can define a rank reducing process to generate a sequence of Wedderburn matrices $\{\mathbf{A}_k\}$:

$$\mathbf{A}_1 = \mathbf{A}, \quad \text{and} \quad \mathbf{A}_{k+1} = \mathbf{A}_k - w_k^{-1} \mathbf{A}_k \mathbf{x}_k \mathbf{y}_k^\top \mathbf{A}_k,$$

where $\mathbf{x}_k \in \mathbb{R}^n$ and $\mathbf{y}_k \in \mathbb{R}^m$ are any vectors satisfying $w_k = \mathbf{y}_k^\top \mathbf{A}_k \mathbf{x}_k \neq 0$. The sequence will terminate in r steps since the rank of \mathbf{A}_k decreases by exactly one at each step. Write out the sequence:

$$\begin{aligned} \mathbf{A}_1 &= \mathbf{A}, \\ \mathbf{A}_1 - \mathbf{A}_2 &= w_1^{-1} \mathbf{A}_1 \mathbf{x}_1 \mathbf{y}_1^\top \mathbf{A}_1, \\ \mathbf{A}_2 - \mathbf{A}_3 &= w_2^{-1} \mathbf{A}_2 \mathbf{x}_2 \mathbf{y}_2^\top \mathbf{A}_2, \\ \mathbf{A}_3 - \mathbf{A}_4 &= w_3^{-1} \mathbf{A}_3 \mathbf{x}_3 \mathbf{y}_3^\top \mathbf{A}_3, \\ &\vdots \\ \mathbf{A}_{r-1} - \mathbf{A}_r &= w_{r-1}^{-1} \mathbf{A}_{r-1} \mathbf{x}_{r-1} \mathbf{y}_{r-1}^\top \mathbf{A}_{r-1}, \\ \mathbf{A}_r - \mathbf{0} &= w_r^{-1} \mathbf{A}_r \mathbf{x}_r \mathbf{y}_r^\top \mathbf{A}_r. \end{aligned}$$

By adding the sequence we will get

$$(\mathbf{A}_1 - \mathbf{A}_2) + (\mathbf{A}_2 - \mathbf{A}_3) + \cdots + (\mathbf{A}_{r-1} - \mathbf{A}_r) + (\mathbf{A}_r - \mathbf{0}) = \mathbf{A} = \sum_{i=1}^r w_i^{-1} \mathbf{A}_i \mathbf{x}_i \mathbf{y}_i^\top \mathbf{A}_i.$$

Theorem 82 (Biconjugate Decomposition: Form 1) *This equality from rank-reducing process implies the following matrix decomposition*

$$\mathbf{A} = \mathbf{\Phi} \mathbf{\Omega}^{-1} \mathbf{\Psi}^\top,$$

where $\mathbf{\Omega} = \text{diag}(w_1, w_2, \dots, w_r)$, $\mathbf{\Phi} = [\phi_1, \phi_2, \dots, \phi_r] \in \mathbb{R}^{m \times r}$ and $\mathbf{\Psi} = [\psi_1, \psi_2, \dots, \psi_r]$ with

$$\phi_k = \mathbf{A}_k \mathbf{x}_k, \quad \text{and} \quad \psi_k = \mathbf{A}_k^\top \mathbf{y}_k.$$

Obviously, different choices of \mathbf{x}_k 's and \mathbf{y}_k 's will result in different factorizations. So this factorization is rather general and we will show its connection to some well-known decomposition methods.

Remark 83 *For the vectors $\mathbf{x}_k, \mathbf{y}_k$ in the Wedderburn sequence, we have the following property*

$$\begin{aligned} \mathbf{x}_k &\in \mathcal{N}(\mathbf{A}_{k+1}) \perp \mathcal{C}(\mathbf{A}_{k+1}^\top), \\ \mathbf{y}_k &\in \mathcal{N}(\mathbf{A}_{k+1}^\top) \perp \mathcal{C}(\mathbf{A}_{k+1}). \end{aligned}$$

Lemma 84 (General Term Formula of Wedderburn Sequence: V1) *For each matrix with $\mathbf{A}_{k+1} = \mathbf{A}_k - w_k^{-1} \mathbf{A}_k \mathbf{x}_k \mathbf{y}_k^\top \mathbf{A}_k$, then \mathbf{A}_{k+1} can be written as*

$$\mathbf{A}_{k+1} = \mathbf{A} - \sum_{i=1}^k w_i^{-1} \mathbf{A} \mathbf{u}_i \mathbf{v}_i^\top \mathbf{A},$$

where

$$\mathbf{u}_k = \mathbf{x}_k - \sum_{i=1}^{k-1} \frac{\mathbf{v}_i^\top \mathbf{A} \mathbf{x}_k}{w_i} \mathbf{u}_i, \quad \text{and} \quad \mathbf{v}_k = \mathbf{y}_k - \sum_{i=1}^{k-1} \frac{\mathbf{y}_k^\top \mathbf{A} \mathbf{u}_i}{w_i} \mathbf{v}_i.$$

The proof of this lemma is provided in Appendix F. We notice that $w_i = \mathbf{y}_k^\top \mathbf{A}_k \mathbf{x}_k$ in the general term formula is related to \mathbf{A}_k . So it's not the true general term formula. We will write w_i to be related to \mathbf{A} rather than \mathbf{A}_k later. From the general term formula of Wedderburn sequence, we have

$$\begin{aligned} \mathbf{A}_{k+1} &= \mathbf{A} - \sum_{i=1}^k w_i^{-1} \mathbf{A} \mathbf{u}_i \mathbf{v}_i^\top \mathbf{A} \\ \mathbf{A}_k &= \mathbf{A} - \sum_{i=1}^{k-1} w_i^{-1} \mathbf{A} \mathbf{u}_i \mathbf{v}_i^\top \mathbf{A}. \end{aligned}$$

Thus, $\mathbf{A}_{k+1} - \mathbf{A}_k = -w_k^{-1} \mathbf{A} \mathbf{u}_k \mathbf{v}_k^\top \mathbf{A}$. Since we define the sequence by $\mathbf{A}_{k+1} = \mathbf{A}_k - w_k^{-1} \mathbf{A}_k \mathbf{x}_k \mathbf{y}_k^\top \mathbf{A}_k$. We then find $w_k^{-1} \mathbf{A} \mathbf{u}_k \mathbf{v}_k^\top \mathbf{A} = w_k^{-1} \mathbf{A}_k \mathbf{x}_k \mathbf{y}_k^\top \mathbf{A}_k$. It is trivial to see

$$\begin{aligned} \mathbf{A} \mathbf{u}_k &= \mathbf{A}_k \mathbf{x}_k, \\ \mathbf{v}_k^\top \mathbf{A} &= \mathbf{y}_k^\top \mathbf{A}_k. \end{aligned} \quad (10)$$

Let $z_{k,i} = \frac{\mathbf{v}_i^\top \mathbf{A} \mathbf{x}_k}{w_i}$ which is a scalar. From the definition of \mathbf{u}_k and \mathbf{v}_k in the above lemma, then

- $\mathbf{u}_1 = \mathbf{x}_1$;
- $\mathbf{u}_2 = \mathbf{x}_2 - z_{2,1} \mathbf{u}_1$;
- $\mathbf{u}_3 = \mathbf{x}_3 - z_{3,1} \mathbf{u}_1 - z_{3,2} \mathbf{u}_2$;
- \dots .

This process is just similar to the Gram-Schmidt process. But now, we do not project \mathbf{x}_2 onto \mathbf{x}_1 with smallest distance. The vector of \mathbf{x}_2 along \mathbf{x}_1 is now defined by $z_{2,1}$. This process is shown in Figure 15. In Figure 15(a), \mathbf{u}_2 is not perpendicular to \mathbf{u}_1 . But \mathbf{u}_2 does not lie on the same line of \mathbf{u}_1 so that $\mathbf{u}_1, \mathbf{u}_2$ still could span a \mathbb{R}^2 subspace. Similarly, in Figure 15(b), $\mathbf{u}_3 = \mathbf{x}_3 - z_{3,1} \mathbf{u}_1 - z_{3,2} \mathbf{u}_2$ does not lie in the space spanned by $\mathbf{u}_1, \mathbf{u}_2$ so that $\mathbf{u}_1, \mathbf{u}_2, \mathbf{u}_3$ could still span a \mathbb{R}^3 subspace.

A moment of reflexion would reveal that the span of $\mathbf{x}_2, \mathbf{x}_1$ is same as the span of $\mathbf{u}_2, \mathbf{u}_1$. Similarly for \mathbf{v}_i 's. We have the following property:

$$\begin{aligned} \text{span}(\mathbf{x}_1, \mathbf{x}_2, \dots, \mathbf{x}_j) &= \text{span}(\mathbf{u}_1, \mathbf{u}_2, \dots, \mathbf{u}_j) \\ \text{span}(\mathbf{y}_1, \mathbf{y}_2, \dots, \mathbf{y}_j) &= \text{span}(\mathbf{v}_1, \mathbf{v}_2, \dots, \mathbf{v}_j) \end{aligned} \quad (11)$$

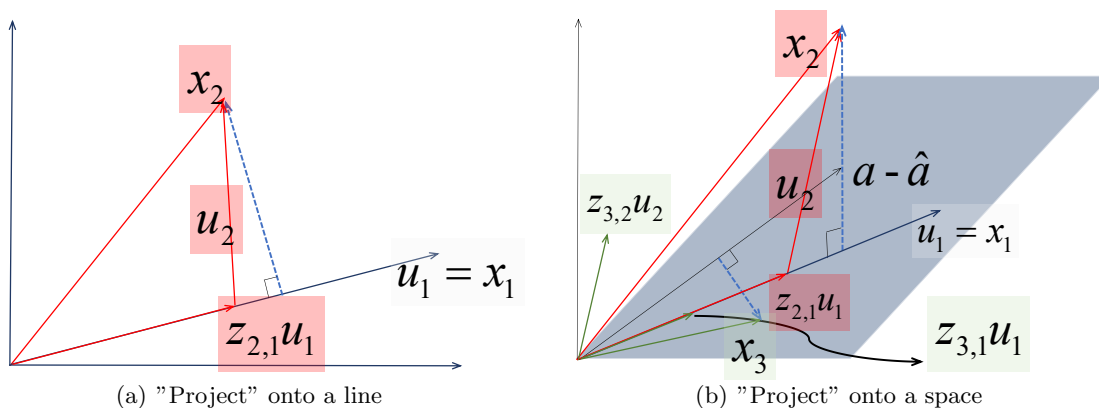


Figure 15: "Project" a vector onto a line and onto a space.

Further, from the rank-reducing property in Wedderburn sequence, we have

$$\begin{aligned} \mathcal{C}(\mathbf{A}_1) &\supset \mathcal{C}(\mathbf{A}_2) \supset \mathcal{C}(\mathbf{A}_3) \supset \dots \\ \mathcal{N}(\mathbf{A}_1^\top) &\subset \mathcal{N}(\mathbf{A}_2^\top) \subset \mathcal{N}(\mathbf{A}_3^\top) \subset \dots \end{aligned}$$

Since $\mathbf{y}_k \in \mathcal{N}(\mathbf{A}_{k+1}^\top)$, it then follows that $\mathbf{y}_j \in \mathcal{N}(\mathbf{A}_{k+1}^\top)$ for all $j < k + 1$, i.e., $\mathbf{A}_{k+1}^\top \mathbf{y}_j = \mathbf{0}$ for all $j < k + 1$. Which also holds true for $\mathbf{x}_{k+1}^\top \mathbf{A}_{k+1}^\top \mathbf{y}_j = 0$ for all $j < k + 1$. From

Equation 10, we also have $\mathbf{u}_{k+1}^\top \mathbf{A}^\top \mathbf{y}_j = 0$ for all $j < k + 1$. Follow from Equation 11, we obtain

$$\mathbf{v}_j^\top \mathbf{A} \mathbf{u}_{k+1} = 0 \text{ for all } j < k + 1.$$

Similarly, we can prove

$$\mathbf{v}_{k+1}^\top \mathbf{A} \mathbf{u}_j = 0 \text{ for all } j < k + 1.$$

Moreover, we defined $w_k = \mathbf{y}_k^\top \mathbf{A}_k \mathbf{x}_k$. By Equation 10, we can write the w_k as:

$$\begin{aligned} w_k &= \mathbf{y}_k^\top \mathbf{A}_k \mathbf{x}_k \\ &= \mathbf{v}_k^\top \mathbf{A} \mathbf{x}_k \\ &= \mathbf{v}_k^\top \mathbf{A} \left(\mathbf{u}_k + \sum_{i=1}^{k-1} \frac{\mathbf{v}_i^\top \mathbf{A} \mathbf{x}_k}{w_i} \mathbf{u}_i \right) \quad (\text{by the definition of } \mathbf{u}_k \text{ in Lemma 84}) \\ &= \mathbf{v}_k^\top \mathbf{A} \mathbf{u}_k, \quad (\text{by } \mathbf{v}_k^\top \mathbf{A} \mathbf{u}_j = 0 \text{ for all } j < k) \end{aligned}$$

which can be used to substitute the w_k in Lemma 84 and we then have the full version of general term formula of Wedderburn sequence such that the formula does not depend on \mathbf{A}_k 's (in the form of w_k 's) with

$$\mathbf{u}_k = \mathbf{x}_k - \sum_{i=1}^{k-1} \frac{\mathbf{v}_i^\top \mathbf{A} \mathbf{x}_k}{\mathbf{v}_i^\top \mathbf{A} \mathbf{u}_i} \mathbf{u}_i, \quad \text{and} \quad \mathbf{v}_k = \mathbf{y}_k - \sum_{i=1}^{k-1} \frac{\mathbf{y}_k^\top \mathbf{A} \mathbf{u}_i}{\mathbf{v}_i^\top \mathbf{A} \mathbf{u}_i} \mathbf{v}_i. \quad (12)$$

Gram-Schmidt Process from Wedderburn Sequence: If $\mathbf{X} = [\mathbf{x}_1, \mathbf{x}_2, \dots, \mathbf{x}_r] \in \mathbb{R}^{n \times r}$, $\mathbf{Y} = [\mathbf{y}_1, \mathbf{y}_2, \dots, \mathbf{y}_r] \in \mathbb{R}^{m \times r}$ effects a rank-reducing process for \mathbf{A} . Let \mathbf{A} be the identity matrix and (\mathbf{X}, \mathbf{Y}) are identical and contain the vectors for which an orthogonal basis is desired, then $(\mathbf{U} = \mathbf{V})$ give the resultant orthogonal basis.

This form of \mathbf{u}_k and \mathbf{v}_k in Equation 12 is very close to the projection to the perpendicular space of Gram-Schmidt process in Equation 4. We then define $\langle \mathbf{x}, \mathbf{y} \rangle := \mathbf{y}^\top \mathbf{A} \mathbf{x}$ to explicitly mimic the form of projection in Equation 4. We formulate the results so far in the following lemma which can help us have a clear vision about what we have been working on and we will use these results extensively in the sequel:

Lemma 85 (Properties of Wedderburn Sequence) For each matrix with $\mathbf{A}_{k+1} = \mathbf{A}_k - w_k^{-1} \mathbf{A}_k \mathbf{x}_k \mathbf{y}_k^\top \mathbf{A}_k$, then \mathbf{A}_{k+1} can be written as

$$\mathbf{A}_{k+1} = \mathbf{A} - \sum_{i=1}^k w_i^{-1} \mathbf{A} \mathbf{u}_i \mathbf{v}_i^\top \mathbf{A},$$

where

$$\mathbf{u}_k = \mathbf{x}_k - \sum_{i=1}^{k-1} \frac{\langle \mathbf{x}_k, \mathbf{v}_i \rangle}{\langle \mathbf{u}_i, \mathbf{v}_i \rangle} \mathbf{u}_i, \quad \text{and} \quad \mathbf{v}_k = \mathbf{y}_k - \sum_{i=1}^{k-1} \frac{\langle \mathbf{u}_i, \mathbf{y}_k \rangle}{\langle \mathbf{u}_i, \mathbf{v}_i \rangle} \mathbf{v}_i. \quad (13)$$

Further, we have the following properties:

$$\begin{aligned} \mathbf{A}\mathbf{u}_k &= \mathbf{A}_k\mathbf{x}_k, \\ \mathbf{v}_k^\top \mathbf{A} &= \mathbf{y}_k^\top \mathbf{A}_k. \end{aligned} \quad (14)$$

$$\langle \mathbf{u}_k, \mathbf{v}_j \rangle = \langle \mathbf{u}_j, \mathbf{v}_k \rangle = 0 \text{ for all } j < k. \quad (15)$$

$$w_k = \mathbf{y}_k^\top \mathbf{A}_k \mathbf{x}_k = \langle \mathbf{u}_k, \mathbf{v}_k \rangle \quad (16)$$

By substituting Equation 14 into Form 1 of biconjugate decomposition, and using Equation 16 which implies $w_k = \mathbf{v}_k^\top \mathbf{A} \mathbf{u}_k$, we have the Form 2 and Form 3 of this decomposition:

Theorem 86 (Biconjugate Decomposition: Form 2 and Form 3) *The equality from rank-reducing process implies the following matrix decomposition*

$$\mathbf{A} = \mathbf{A}\mathbf{U}_r\mathbf{\Omega}_r^{-1}\mathbf{V}_r^\top\mathbf{A},$$

where $\mathbf{\Omega}_r = \text{diag}(w_1, w_2, \dots, w_r)$, $\mathbf{U}_r = [\mathbf{u}_1, \mathbf{u}_2, \dots, \mathbf{u}_r] \in \mathbb{R}^{m \times r}$ and $\mathbf{V}_r = [\mathbf{v}_1, \mathbf{v}_2, \dots, \mathbf{v}_r] \in \mathbb{R}^{n \times r}$ with

$$\mathbf{u}_k = \mathbf{x}_k - \sum_{i=1}^{k-1} \frac{\langle \mathbf{x}_k, \mathbf{v}_i \rangle}{\langle \mathbf{u}_i, \mathbf{v}_i \rangle} \mathbf{u}_i, \quad \text{and} \quad \mathbf{v}_k = \mathbf{y}_k - \sum_{i=1}^{k-1} \frac{\langle \mathbf{u}_i, \mathbf{y}_k \rangle}{\langle \mathbf{u}_i, \mathbf{v}_i \rangle} \mathbf{v}_i. \quad (17)$$

And also the following decomposition

$$\mathbf{V}_\gamma^\top \mathbf{A} \mathbf{U}_\gamma = \mathbf{\Omega}_\gamma, \quad (18)$$

where $\mathbf{\Omega}_\gamma = \text{diag}(w_1, w_2, \dots, w_\gamma)$, $\mathbf{U}_\gamma = [\mathbf{u}_1, \mathbf{u}_2, \dots, \mathbf{u}_\gamma] \in \mathbb{R}^{m \times \gamma}$ and $\mathbf{V}_\gamma = [\mathbf{v}_1, \mathbf{v}_2, \dots, \mathbf{v}_\gamma] \in \mathbb{R}^{n \times \gamma}$. Note the difference between the subscripts r and γ we used here with $\gamma \leq r$.

We notice that, in these two forms of biconjugate decomposition, they are independent of the Wedderburn matrices $\{\mathbf{A}_k\}$.

A word on the notation: we will use the subscript to indicate the dimension of the matrix avoiding confusion in the sequel, e.g., the r, γ in the above theorem.

13.2 Properties of the Biconjugate Decomposition

Corollary 87 (Connection of \mathbf{U}_γ and \mathbf{X}_γ) *If $(\mathbf{X}_\gamma, \mathbf{Y}_\gamma) \in \mathbb{R}^{n \times \gamma} \times \mathbb{R}^{m \times \gamma}$ effects a rank-reducing process for \mathbf{A} , then there are unique unit upper triangular matrices $\mathbf{R}_\gamma^{(x)} \in \mathbb{R}^{\gamma \times \gamma}$ and $\mathbf{R}_\gamma^{(y)} \in \mathbb{R}^{\gamma \times \gamma}$ such that*

$$\mathbf{X}_\gamma = \mathbf{U}_\gamma \mathbf{R}_\gamma^{(x)}, \quad \text{and} \quad \mathbf{Y}_\gamma = \mathbf{V}_\gamma \mathbf{R}_\gamma^{(y)},$$

where \mathbf{U}_γ and \mathbf{V}_γ are matrices with columns resulting from the Wedderburn sequence as in Equation 18.

Proof [of Corollary 87] The proof is trivial from the definition of \mathbf{u}_k and \mathbf{v}_k in Equation 13 or Equation 17 by setting the j -th column of $\mathbf{R}_\gamma^{(x)}$ and $\mathbf{R}_\gamma^{(y)}$ as

$$\left[\frac{\langle \mathbf{x}_j, \mathbf{v}_1 \rangle}{\langle \mathbf{u}_1, \mathbf{v}_1 \rangle}, \frac{\langle \mathbf{x}_j, \mathbf{v}_2 \rangle}{\langle \mathbf{u}_2, \mathbf{v}_2 \rangle}, \dots, \frac{\langle \mathbf{x}_j, \mathbf{v}_{j-1} \rangle}{\langle \mathbf{u}_{j-1}, \mathbf{v}_{j-1} \rangle}, 1, 0, 0, \dots, 0 \right]^\top,$$

and

$$\left[\frac{\langle \mathbf{u}_1, \mathbf{y}_j \rangle}{\langle \mathbf{u}_1, \mathbf{v}_1 \rangle}, \frac{\langle \mathbf{u}_2, \mathbf{y}_j \rangle}{\langle \mathbf{u}_2, \mathbf{v}_2 \rangle}, \dots, \frac{\langle \mathbf{u}_{j-1}, \mathbf{y}_j \rangle}{\langle \mathbf{u}_{j-1}, \mathbf{v}_{j-1} \rangle}, 1, 0, 0, \dots, 0 \right]^\top.$$

■

The $(\mathbf{U}_\gamma, \mathbf{V}_\gamma) \in \mathbb{R}^{m \times \gamma} \times \mathbb{R}^{n \times \gamma}$ in Theorem 86 is called a **biconjugate pair** with respect to \mathbf{A} if Ω_γ is nonsingular and diagonal. And let $(\mathbf{X}_\gamma, \mathbf{Y}_\gamma) \in \mathbb{R}^{n \times \gamma} \times \mathbb{R}^{m \times \gamma}$ effect a rank-reducing process for \mathbf{A} , then $(\mathbf{X}_\gamma, \mathbf{Y}_\gamma)$ is said to be **biconjugatable** and **biconjugated into a biconjugate pair** of matrices $(\mathbf{U}_\gamma, \mathbf{V}_\gamma)$, if there exist unit upper triangular matrices $\mathbf{R}_\gamma^{(x)}, \mathbf{R}_\gamma^{(y)}$ such that $\mathbf{X}_\gamma = \mathbf{U}_\gamma \mathbf{R}_\gamma^{(x)}$ and $\mathbf{Y}_\gamma = \mathbf{V}_\gamma \mathbf{R}_\gamma^{(y)}$.

13.3 Connection to Well-Known Decomposition Methods

13.3.1 LDU DECOMPOSITION

Theorem 88 (LDU, Chu et al. (1995) Theorem 2.4) *If $(\mathbf{X}_\gamma, \mathbf{Y}_\gamma) \in \mathbb{R}^{n \times \gamma} \times \mathbb{R}^{m \times \gamma}$ and $\mathbf{A} \in \mathbb{R}^{m \times n}$ with γ in $\{1, 2, \dots, r\}$. Then $(\mathbf{X}_\gamma, \mathbf{Y}_\gamma)$ can be biconjugated if and only if $\mathbf{Y}_\gamma^\top \mathbf{A} \mathbf{X}_\gamma$ has an LDU decomposition.*

Proof [of Theorem 88] Suppose \mathbf{X}_γ and \mathbf{Y}_γ are biconjugatable, then, there exists unit upper triangular matrices $\mathbf{R}_\gamma^{(x)}$ and $\mathbf{R}_\gamma^{(y)}$ such that $\mathbf{X}_\gamma = \mathbf{U}_\gamma \mathbf{R}_\gamma^{(x)}$, $\mathbf{Y}_\gamma = \mathbf{V}_\gamma \mathbf{R}_\gamma^{(y)}$ and $\mathbf{V}_\gamma^\top \mathbf{A} \mathbf{U}_\gamma = \Omega_\gamma$ is a nonsingular diagonal matrix. Then, it follows that

$$\mathbf{Y}_\gamma^\top \mathbf{A} \mathbf{X}_\gamma = \mathbf{R}_\gamma^{(y)\top} \mathbf{V}_\gamma^\top \mathbf{A} \mathbf{U}_\gamma \mathbf{R}_\gamma^{(x)} = \mathbf{R}_\gamma^{(y)\top} \Omega_\gamma \mathbf{R}_\gamma^{(x)}$$

is the unique unit triangular LDU decomposition of $\mathbf{Y}_\gamma^\top \mathbf{A} \mathbf{X}_\gamma$. This form above can be seen as the **fourth form of biconjugate decomposition**, thus we put the proof into a graybox.

Conversely, suppose $\mathbf{Y}_\gamma^\top \mathbf{A} \mathbf{X}_\gamma = \mathbf{R}_2^\top \mathbf{D} \mathbf{R}_1$ is an LDU decomposition with both \mathbf{R}_1 and \mathbf{R}_2 being unit upper triangular matrices. Then since \mathbf{R}_1^{-1} and \mathbf{R}_2^{-1} are also unit upper triangular matrices, and $(\mathbf{X}_\gamma, \mathbf{Y}_\gamma)$ biconjugates into $(\mathbf{X}_\gamma \mathbf{R}_1^{-1}, \mathbf{Y}_\gamma \mathbf{R}_2^{-1})$. ■

Corollary 89 (Determinant) *Suppose $(\mathbf{X}_\gamma, \mathbf{Y}_\gamma) \in \mathbb{R}^{n \times \gamma} \times \mathbb{R}^{m \times \gamma}$ are biconjugatable. Then*

$$\det(\mathbf{Y}_\gamma^\top \mathbf{A} \mathbf{X}_\gamma) = \prod_{i=1}^{\gamma} w_i.$$

Proof [of Corollary 89] By Theorem 88, since $(\mathbf{X}_\gamma, \mathbf{Y}_\gamma)$ are biconjugatable, then there are unit upper triangular matrices $\mathbf{R}_\gamma^{(x)}$ and $\mathbf{R}_\gamma^{(y)}$ such that $\mathbf{Y}_\gamma^\top \mathbf{A} \mathbf{X}_\gamma = \mathbf{R}_\gamma^{(y)\top} \boldsymbol{\Omega}_\gamma \mathbf{R}_\gamma^{(x)}$. The determinant is just product of the trace. ■

Lemma 90 (Biconjugatable in Principal Minors) *Let $r = \text{rank}(\mathbf{A}) \geq \gamma$ with $\mathbf{A} \in \mathbb{R}^{m \times n}$. In the Wedderburn sequence, take \mathbf{x}_i as the i -th basis in \mathbb{R}^n for $i \in \{1, 2, \dots, \gamma\}$ (i.e., $\mathbf{x}_i = \mathbf{e}_i \in \mathbb{R}^n$) and \mathbf{y}_i as the i -th basis in \mathbb{R}^m for $i \in \{1, 2, \dots, \gamma\}$ (i.e., $\mathbf{y}_i = \mathbf{e}_i \in \mathbb{R}^m$). That is $\mathbf{Y}_\gamma^\top \mathbf{A} \mathbf{X}_\gamma$ is the leading principle submatrix of \mathbf{A} , i.e., $\mathbf{Y}_\gamma^\top \mathbf{A} \mathbf{X}_\gamma = \mathbf{A}_{1:\gamma, 1:\gamma}$. Then, $(\mathbf{X}_\gamma, \mathbf{Y}_\gamma)$ is biconjugatable if and only if the γ -th leading principal minor of \mathbf{A} is nonzero. In this case, the γ -th leading principle minor of \mathbf{A} is given by $\prod_{i=1}^\gamma w_i$.*

Proof [of Lemma 90] The proof is trivial that the γ -th leading principle minor of \mathbf{A} is nonzero will imply that $w_i \neq 0$ for all $i \leq \gamma$. Thus the Wedderburn sequence can be successfully obtained. The converse holds since Corollary 89 implies $\det(\mathbf{Y}_\gamma^\top \mathbf{A} \mathbf{X}_\gamma)$ is nonzero. ■

We thus finally come to the LDU decomposition for square matrices.

Theorem 91 (LDU: Biconjugate Decomposition for Square Matrices) *For any matrix $\mathbf{A} \in \mathbb{R}^{n \times n}$, $(\mathbf{I}_n, \mathbf{I}_n)$ is biconjugatable if and only if all the leading principle minors of \mathbf{A} are nonzero. In this case, \mathbf{A} can be factored as*

$$\mathbf{A} = \mathbf{V}_n^{-\top} \boldsymbol{\Omega}_n \mathbf{U}_n^{-1} = \mathbf{L} \mathbf{D} \mathbf{U},$$

where $\boldsymbol{\Omega}_n = \mathbf{D}$ is a diagonal matrix with nonzero values on the diagonal, $\mathbf{V}_n^{-\top} = \mathbf{L}$ is an unit lower triangular matrix and $\mathbf{U}_n^{-1} = \mathbf{U}$ is an unit upper triangular matrix.

Proof [of Theorem 91] From Lemma 90, it is trivial that $(\mathbf{I}_n, \mathbf{I}_n)$ is biconjugatable. From Corollary 87, we have $\mathbf{U}_n \mathbf{R}_n^{(x)} = \mathbf{I}_n$ and $\mathbf{I}_n = \mathbf{V}_n \mathbf{R}_n^{(y)}$, thus $\mathbf{R}_n^{(x)} = \mathbf{U}_n^{-1}$ and $\mathbf{R}_n^{(y)} = \mathbf{V}_n^{-1}$ are well defined and we complete the proof. ■

13.3.2 CHOLESKY DECOMPOSITION

For symmetric and positive definite, the leading principle minors are positive for sure. The proof is provided in Appendix H.

Theorem 92 (Cholesky: Biconjugate Decomposition for PD Matrices) *For any symmetric and positive definite matrix $\mathbf{A} \in \mathbb{R}^{n \times n}$, the Cholesky decomposition of \mathbf{A} can be obtained from the Wedderburn sequence applied to $(\mathbf{I}_n, \mathbf{I}_n)$ as $(\mathbf{X}_n, \mathbf{Y}_n)$. In this case, \mathbf{A} can be factored as*

$$\mathbf{A} = \mathbf{U}_n^{-\top} \boldsymbol{\Omega}_n \mathbf{U}_n^{-1} = (\mathbf{U}_n^{-\top} \boldsymbol{\Omega}_n^{1/2})(\boldsymbol{\Omega}_n^{1/2} \mathbf{U}_n^{-1}) = \mathbf{R}^\top \mathbf{R},$$

where $\mathbf{\Omega}_n$ is a diagonal matrix with positive values on the diagonal, and \mathbf{U}^{-1} is an unit upper triangular matrix.

Proof [of Theorem 92] Since the leading principal minors of positive definite matrices are positive, $w_i > 0$ for all $i \in \{1, 2, \dots, n\}$. It can be easily verified via the LDU from biconjugation decomposition and the symmetric property of \mathbf{A} that $\mathbf{A} = \mathbf{U}_n^{-\top} \mathbf{\Omega}_n \mathbf{U}_n^{-1}$. And since w_i 's are positive, thus $\mathbf{\Omega}_n$ is positive definite and can be factored as $\mathbf{\Omega}_n = \mathbf{\Omega}_n^{1/2} \mathbf{\Omega}_n^{1/2}$ which implies $\mathbf{\Omega}_n^{1/2} \mathbf{U}_n^{-1}$ is the Cholesky factor. \blacksquare

13.3.3 QR DECOMPOSITION

Without loss of generality, we shall assume that $\mathbf{A} \in \mathbb{R}^{n \times n}$ has full column rank so that the columns of \mathbf{A} can be factored as $\mathbf{A} = \mathbf{Q}\mathbf{R}$ with $\mathbf{Q}, \mathbf{R} \in \mathbb{R}^{n \times n}$

Theorem 93 (QR: Biconjugate Decomposition for Nonsingular Matrices) For any nonsingular matrix $\mathbf{A} \in \mathbb{R}^{n \times n}$, the QR decomposition of \mathbf{A} can be obtained from the Wedderburn sequence applied to $(\mathbf{I}_n, \mathbf{A})$ as $(\mathbf{X}_n, \mathbf{Y}_n)$. In this case, \mathbf{A} can be factored as

$$\mathbf{A} = \mathbf{Q}\mathbf{R},$$

where $\mathbf{Q} = \mathbf{V}_n \mathbf{\Omega}_n^{-1/2}$ is an orthogonal matrix and $\mathbf{R} = \mathbf{\Omega}_n^{1/2} \mathbf{R}_n^{(x)}$ is an upper triangular matrix with Form 4 in Theorem 88 and let $\gamma = n$

$$\mathbf{Y}_n^\top \mathbf{A} \mathbf{X}_n = \mathbf{R}_n^{(y)\top} \mathbf{V}_n^\top \mathbf{A} \mathbf{U}_n \mathbf{R}_n^{(x)} = \mathbf{R}_n^{(y)\top} \mathbf{\Omega}_n \mathbf{R}_n^{(x)}.$$

where we set $\gamma = n$ since γ is any value that $\gamma \leq r$ and the rank $r = n$.

Proof [of Theorem 93] Since $(\mathbf{X}_n, \mathbf{Y}_n) = (\mathbf{I}_n, \mathbf{A})$. Then By Theorem 88, we have the decomposition

$$\mathbf{Y}_n^\top \mathbf{A} \mathbf{X}_n = \mathbf{R}_n^{(y)\top} \mathbf{V}_n^\top \mathbf{A} \mathbf{U}_n \mathbf{R}_n^{(x)} = \mathbf{R}_n^{(y)\top} \mathbf{\Omega}_n \mathbf{R}_n^{(x)}.$$

Substitute $(\mathbf{I}_n, \mathbf{A})$ into above decomposition, we have

$$\begin{aligned} \mathbf{Y}_n^\top \mathbf{A} \mathbf{X}_n &= \mathbf{R}_n^{(y)\top} \mathbf{V}_n^\top \mathbf{A} \mathbf{U}_n \mathbf{R}_n^{(x)} = \mathbf{R}_n^{(y)\top} \mathbf{\Omega}_n \mathbf{R}_n^{(x)} \\ \mathbf{A}^\top \mathbf{A} &= \mathbf{R}_n^{(y)\top} \mathbf{\Omega}_n \mathbf{R}_n^{(x)} \\ \mathbf{A}^\top \mathbf{A} &= \mathbf{R}_1^\top \mathbf{\Omega}_n \mathbf{R}_1 \quad (\mathbf{A}^\top \mathbf{A} \text{ is symmetric and let } \mathbf{R}_1 = \mathbf{R}_n^{(x)} = \mathbf{R}_n^{(y)}) \quad (19) \\ \mathbf{A}^\top \mathbf{A} &= (\mathbf{R}_1^\top \mathbf{\Omega}_n^{1/2\top})(\mathbf{\Omega}_n^{1/2} \mathbf{R}_1) \\ \mathbf{A}^\top \mathbf{A} &= \mathbf{R}^\top \mathbf{R}. \quad (\text{Let } \mathbf{R} = \mathbf{\Omega}_n^{1/2} \mathbf{R}_1) \end{aligned}$$

To see why $\mathbf{\Omega}_n$ can be factored as $\mathbf{\Omega}_n = \mathbf{\Omega}_n^{1/2\top} \mathbf{\Omega}_n^{1/2}$. Suppose $\mathbf{A} = [\mathbf{a}_1, \mathbf{a}_2, \dots, \mathbf{a}_n]$. We obtain $w_i = \mathbf{a}_i^\top \mathbf{a}_i > 0$ since \mathbf{A} is nonsingular. Thus $\mathbf{\Omega}_n = \text{diag}(w_1, w_2, \dots, w_n)$ is positive definite and can be factored as

$$\mathbf{\Omega}_n = \mathbf{\Omega}_n^{1/2} \mathbf{\Omega}_n^{1/2} = \mathbf{\Omega}_n^{1/2\top} \mathbf{\Omega}_n^{1/2}. \quad (20)$$

By $\mathbf{X}_\gamma = \mathbf{U}_\gamma \mathbf{R}_\gamma^{(x)}$ in Theorem 88 for all $\gamma \in \{1, 2, \dots, n\}$, we have

$$\begin{aligned}\mathbf{X}_n &= \mathbf{U}_n \mathbf{R}_1 \\ \mathbf{I}_n &= \mathbf{U}_n \mathbf{R}_1, \quad (\text{Since } \mathbf{X}_n = \mathbf{I}_n) \\ \mathbf{U}_n &= \mathbf{R}_1^{-1}\end{aligned}$$

By $\mathbf{Y}_\gamma = \mathbf{V}_\gamma \mathbf{R}_\gamma^{(y)}$ in Theorem 88 for all $\gamma \in \{1, 2, \dots, n\}$, we have

$$\begin{aligned}\mathbf{Y}_n &= \mathbf{V}_n \mathbf{R}_1 \\ \mathbf{A} &= \mathbf{V}_n \mathbf{R}_1, \quad (\mathbf{A} = \mathbf{Y}_n) \\ \mathbf{A}^\top \mathbf{A} &= \mathbf{R}_1^\top \mathbf{V}_n^\top \mathbf{V}_n \mathbf{R}_1 \\ \mathbf{R}_1^\top \mathbf{\Omega}_n \mathbf{R}_1 &= \mathbf{R}_1^\top \mathbf{V}_n^\top \mathbf{V}_n \mathbf{R}_1, \quad (\text{From Equation 19}) \\ (\mathbf{R}_1^\top \mathbf{\Omega}_n^{1/2\top})(\mathbf{\Omega}_n^{1/2} \mathbf{R}_1) &= (\mathbf{R}_1^\top \mathbf{\Omega}_n^{1/2\top} \mathbf{\Omega}_n^{-1/2\top}) \mathbf{V}_n^\top \mathbf{V}_n (\mathbf{\Omega}_n^{-1/2} \mathbf{\Omega}_n^{1/2} \mathbf{R}_1), \quad (\text{From Equation 20}) \\ \mathbf{R}^\top \mathbf{R} &= \mathbf{R}^\top (\mathbf{\Omega}_n^{-1/2\top} \mathbf{V}_n^\top) (\mathbf{V}_n \mathbf{\Omega}_n^{-1/2}) \mathbf{R}\end{aligned}\tag{21}$$

Thus, $\mathbf{Q} = \mathbf{V}_n \mathbf{\Omega}_n^{-1/2}$ is an orthogonal matrix. \blacksquare

13.3.4 SVD

To differentiate the notation, let $\mathbf{A} = \mathbf{U}^{\text{svd}} \mathbf{\Sigma}^{\text{svd}} \mathbf{V}^{\text{svd}\top}$ be the SVD of \mathbf{A} where $\mathbf{U}^{\text{svd}} = [\mathbf{u}_1^{\text{svd}}, \mathbf{u}_2^{\text{svd}}, \dots, \mathbf{u}_n^{\text{svd}}]$, $\mathbf{V}^{\text{svd}} = [\mathbf{v}_1^{\text{svd}}, \mathbf{v}_2^{\text{svd}}, \dots, \mathbf{v}_n^{\text{svd}}]$ and $\mathbf{\Sigma}^{\text{svd}} = \text{diag}(\sigma_1, \sigma_2, \dots, \sigma_n)$. Without loss of generality, we assume $\mathbf{A} \in \mathbb{R}^{m \times n}$ and $\text{rank}(\mathbf{A}) = n$. Readers can prove the equivalence for $\mathbf{A} \in \mathbb{R}^{m \times n}$.

If $\mathbf{X}_n = \mathbf{V}^{\text{svd}}$, $\mathbf{Y}_n = \mathbf{U}^{\text{svd}}$ effects a rank-reducing process for \mathbf{A} . From the definition of \mathbf{u}_k and \mathbf{v}_k in Equation 13 or Equation 17, we have

$$\mathbf{u}_k = \mathbf{v}_k^{\text{svd}} \quad \text{and} \quad \mathbf{v}_k = \mathbf{u}_k^{\text{svd}} \quad \text{and} \quad w_k = \mathbf{y}_k^\top \mathbf{A} \mathbf{x}_k = \sigma_k.$$

That is $\mathbf{V}_n = \mathbf{U}^{\text{svd}}$, $\mathbf{U}_n = \mathbf{V}^{\text{svd}}$, and $\mathbf{\Omega}_n = \mathbf{\Sigma}^{\text{svd}}$, where we set $\gamma = n$ since γ is any value that $\gamma \leq r$ and the rank $r = n$.

By $\mathbf{X}_n = \mathbf{U}_n \mathbf{R}_n^{(x)}$ in Theorem 88, we have

$$\mathbf{X}_n = \mathbf{U}_n \mathbf{R}_n^{(x)} \quad \underline{\text{leads to}} \quad \mathbf{V}^{\text{svd}} = \mathbf{V}^{\text{svd}} \mathbf{R}_n^{(x)} \quad \underline{\text{leads to}} \quad \mathbf{I}_n = \mathbf{R}_n^{(x)}$$

By $\mathbf{Y}_n = \mathbf{V}_n \mathbf{R}_n^{(y)}$ in Theorem 88, we have

$$\mathbf{Y}_n = \mathbf{V}_n \mathbf{R}_n^{(y)} \quad \underline{\text{leads to}} \quad \mathbf{U}^{\text{svd}} = \mathbf{U}^{\text{svd}} \mathbf{R}_n^{(y)} \quad \underline{\text{leads to}} \quad \mathbf{I}_n = \mathbf{R}_n^{(y)}$$

Again, from Theorem 88 and let $\gamma = n$, we have

$$\mathbf{Y}_n^\top \mathbf{A} \mathbf{X}_n = \mathbf{R}_n^{(y)\top} \mathbf{V}_n^\top \mathbf{A} \mathbf{U}_n \mathbf{R}_n^{(x)} = \mathbf{R}_n^{(y)\top} \mathbf{\Omega}_n \mathbf{R}_n^{(x)}.$$

That is

$$\mathbf{U}^{\text{svd}\top} \mathbf{A} \mathbf{V}^{\text{svd}} = \mathbf{\Sigma}^{\text{svd}},$$

which is exactly the form of SVD and we prove the equivalence of SVD and biconjugate decomposition when Wedderburn sequence is applied to $(\mathbf{V}^{\text{svd}}, \mathbf{U}^{\text{svd}})$ as $(\mathbf{X}_n, \mathbf{Y}_n)$.

14. Modern Applications

14.1 Low Rank Neural Networks

We start with the basic LeNet5 neural network to illustrate this low rank neural networks. But we modify the fully connected layers as *LenetModified* as shown below in the graybox. Also, we notice that a layer with input feature 120, output feature 100 is just a matrix of size 120×100 . If we put a "regularize" on the matrix, such as the rank of the matrix is 50. All in all, a matrix with 120×100 or a matrix via matrix multiplication of two matrices $120 \times 50, 50 \times 100$ are similar in some sense. The matrix multiplication result also has size 120×100 . Thus, we will have a low rank version of the fully connected layer. We call this *LenetDecom* structured. The fully connected layers in *LenetModified* and *LenetDecom* are shown as follows:

```

LenetModified{
    Convolutional Layers Omitted;
    (Fully Connected Layers):
    (0): Linear(in_features=120, out_features=100)
    (1): Tanh()
    (2): Linear(in_features=100, out_features=80)
    (3): Tanh()
    (4): Linear(in_features=80, out_features=60)
    (5): Tanh()
    (6): Linear(in_features=60, out_features=40)
    (7): Tanh()
    (8): Linear(in_features=40, out_features=10)
    (9): LogSoftmax()
}

```

```

LenetDecom{
    Convolutional Layers Omitted;
    (Fully Connected Layers):
    (0): Linear(in_features=120, out_features=50)
    (1): Linear(in_features=50, out_features=100)
    (2): Tanh()
    (3): Linear(in_features=100, out_features=40)
    (4): Linear(in_features=40, out_features=80)
    (5): Tanh()
    (6): Linear(in_features=80, out_features=30)
    (7): Linear(in_features=30, out_features=60)
    (8): Tanh()
    (9): Linear(in_features=60, out_features=20)
}

```



```

(10): Linear(in_features=20, out_features=40)
(11): Tanh()
(12): Linear(in_features=40, out_features=10)
(13): LogSoftmax()
}
    
```

We realize that, reducing a fully connected layer with size $m \times n$ to a low rank layer $m \times r, r \times n$ can reduce the space to save the model from mn values to $r(m+n)$ values. In this specific example above, we reduce $120 \times 100 = 12000$ to $50(120 + 100) = 11000$ values. This reduction also involves in the matrix multiplication operations.

After training 100 epochs, we find the minimal training loss in *LenetModified* is smaller than that in *LenetDecom* as shown in Figure 16(a). But the validation loss of *LenetModified* (larger than 0.04) is larger than that in *LenetDecom* (smaller than 0.04) as shown in Figure 16(b). We see this "regularization" property in low rank neural networks from this simple example.

Further, if we have already trained *LenetModified*, and we want to use *LenetDecom* as it save space and matrix operations. To avoid training from scratch, we could load the weights from *LenetModified* to *LenetDecom*. Then, one method could be used is applying SVD to decompose the weight matrix and keep only the first r singular values, i.e., set the singular values $\sigma_{r+1}, \sigma_{r+2}, \dots = 0$. That is, a weight matrix $\mathbf{W} = \mathbf{U}_r \mathbf{\Sigma}_r \mathbf{V}_r = \mathbf{W}_1 \mathbf{W}_2$, where we can set $\mathbf{W}_1 = \mathbf{U}_r \mathbf{\Sigma}_r, \mathbf{W}_2 = \mathbf{V}_r$. Then we load the convolutional layers of *LenetDecom* from the convolutional layers of *LenetModified*, and load the fully connected layers of *LenetDecom* via the decomposition of *LenetModified*. The fine tuning of the network will make the result better. We denote this method as *LenetDecomSVD*. The training and validation losses of *LenetDecomSVD* are shown in Figure 16. We find the training loss of *LenetDecomSVD* approaches to 0 even in epoch 1 and the validation loss of *LenetDecomSVD* is also smaller than 0.04 which is better than the original *LenetModified*.

This is just one simple example of how the low rank neural network works. We do not claim that the low rank neural networks work better in all the scenarios. And also we can apply this matrix decomposition into convolutional layers via the equivalence of convolutional layer and fully connected layers in (Ma and Lu, 2017). Also, a more detailed exploration of going deep in neural networks is explained in (Chen et al., 2015; Wei et al., 2016; Lu et al., 2018)

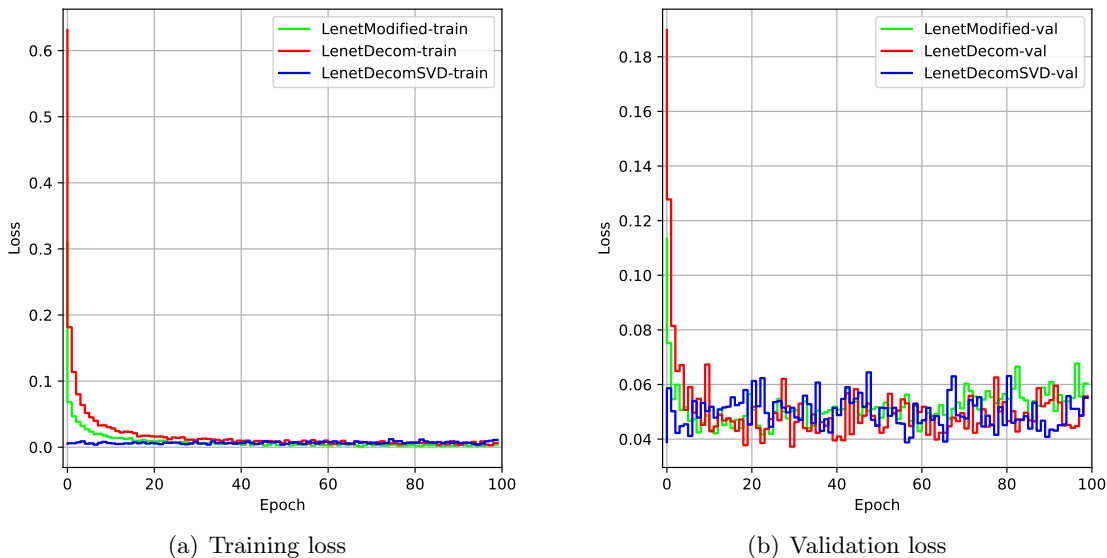


Figure 16: Comparison of full neural networks and low rank neural networks.

14.2 One More Step: Adding a Nonlinear Function Layer

In the above section, we approximate a fully connected layer by a multiplication of two low rank matrices. The further goal can be putting a nonlinear function in between the two low rank matrices, i.e., the final layer would be $f(\mathbf{W}_1)\mathbf{W}_2$, where $f()$ is a nonlinear function. We denote this method for the above example as *LenetDecomNonlinear*.

Moreover, if we already trained *LenetModified*, we can also modify structure of previously trained models to a new structure to avoid training from scratch every time. We then again factor the fully networks by matrix decomposition.

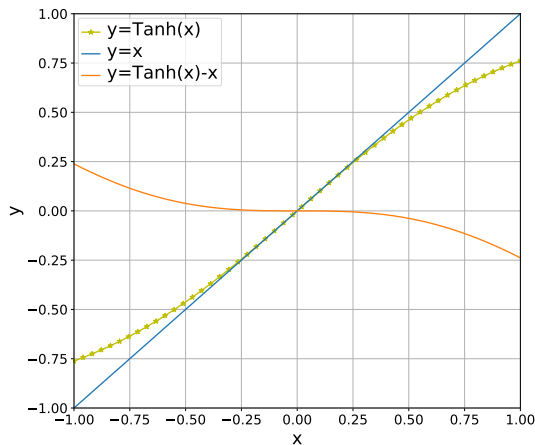


Figure 17: Demonstration of $y=\text{Tanh}(x)$ vs $y=x$

Specifically, when we use $Tanh$ function in neural networks as the nonlinear function, where $Tanh(x) = \frac{e^x - e^{-x}}{e^x + e^{-x}}$. We notice that in the input field between $(-0.25, 0.25)$, $Tanh$ is almost close to a linear function as shown in Figure 17 where the orange line is difference between $y = Tanh(x)$ and $y = x$ and the difference is almost 0 when $x \in (-0.25, 0.25)$.

After the matrix multiplication of $\mathbf{W} = \mathbf{W}_1\mathbf{W}_2$, if we can make all the values $\mathbf{A}_{in}\mathbf{W}_1$ in the range of $(-0.25, 0.25)$ where \mathbf{A}_1 is the output from previous layer, then we can add the $Tanh$ without any suffer as it is in the linear space of $Tanh$. Note that matrix decomposition has this equivalence: $\mathbf{W} = \mathbf{W}_1*\mathbf{W}_2 = (\sigma\mathbf{W}_1)*(\frac{1}{\sigma}\mathbf{W}_2)$ where σ is any nonzero scalar. Then we can set the value of σ to make the maximal absolute value of $\mathbf{A}_{in}(\sigma\mathbf{W}_1)$ to be 0.25. Following the specific example in the previous section, we denote this method as *LenetDecomNonlinear_SVD* where we put an extra $Tanh$ function in between the factored matrices as follows:

```

LenetDecomNonlinear{
    Convolutional Layers Omitted;
    (Fully Connected Layers):
    (0): Linear(in_features=120, out_features=50)
    (1): Tanh() [Differece]
    (2): Linear(in_features=50, out_features=100)
    (3): Tanh()
    (4): Linear(in_features=100, out_features=40)
    (5): Tanh() [Differece]
    (6): Linear(in_features=40, out_features=80)
    (7): Tanh()
    (8): Linear(in_features=80, out_features=30)
    (9): Tanh() [Differece]
    (10): Linear(in_features=30, out_features=60)
    (11): Tanh()
    (12): Linear(in_features=60, out_features=20)
    (13): Tanh() [Differece]
    (14): Linear(in_features=20, out_features=40)
    (15): Tanh()
    (16): Linear(in_features=40, out_features=10)
    (17): LogSoftmax()
}
    
```

After training 100 epochs, we find the minimal training loss in *LenetModified*, *LenetDecomNonlinear*, and *LenetDecomNonlinear_SVD* are similar as shown in Figure 18(a). And the validation loss in *LenetModified* and *LenetDecomNonlinear* are also similar which are larger than 0.04. However, the minimal validation loss in *LenetDecomNonlinear_SVD* is smaller than 0.04 which gives us promising result for this matrix decomposition method used in neural networks as shown in Figure 18(b). Again, we refer the readers to (Chen et al., 2015; Wei et al., 2016; Lu et al., 2018) for more details about this neural architecture search methods.

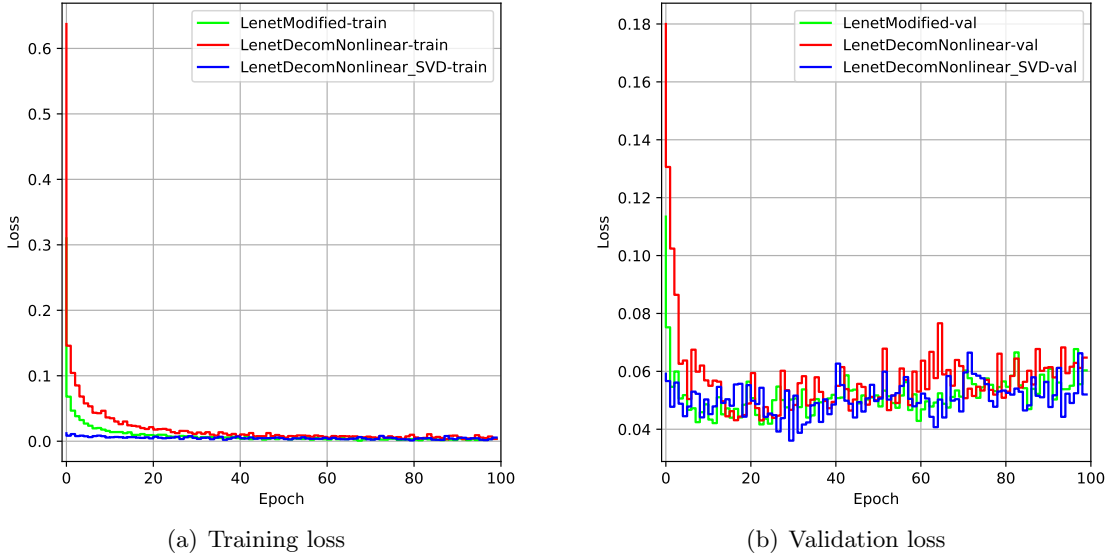


Figure 18: Comparison of full neural networks and $Tanh$ in low rank neural networks.

Appendix A. Dimension of Column Space and Row Space

We proved in Corollary 46 that the row rank and the column rank of any matrix \mathbf{A} are equal (i.e., the dimension of the column space of a matrix $\mathbf{A} \in \mathbb{R}^{m \times n}$ is equal to the dimension of its row space) via CR decomposition. In this appendix, we prove Corollary 46 again by an elementary approach from which it also reveals the fundamental theorem of linear algebra. **Proof** [of Corollary 46] We first notice that null space of \mathbf{A} is orthogonal complementary to row space of \mathbf{A} : $\mathcal{N}(\mathbf{A}) \perp \mathcal{C}(\mathbf{A}^\top)$ (where the row space of \mathbf{A} is exactly the column space of \mathbf{A}^\top), that is, vectors in the null space of \mathbf{A} are orthogonal to vectors in the row space of \mathbf{A} . To see this, suppose \mathbf{A} has rows $\mathbf{a}_1^\top, \mathbf{a}_2^\top, \dots, \mathbf{a}_m^\top$ and $\mathbf{A} = [\mathbf{a}_1^\top; \mathbf{a}_2^\top; \dots; \mathbf{a}_m^\top]$. For any vector $\mathbf{x} \in \mathcal{N}(\mathbf{A})$, we have $\mathbf{A}\mathbf{x} = \mathbf{0}$, that is, $[\mathbf{a}_1^\top \mathbf{x}; \mathbf{a}_2^\top \mathbf{x}; \dots; \mathbf{a}_m^\top \mathbf{x}] = \mathbf{0}$. And since the row space of \mathbf{A} is spanned by $\mathbf{a}_1^\top, \mathbf{a}_2^\top, \dots, \mathbf{a}_m^\top$. Then \mathbf{x} is perpendicular to any vectors from $\mathcal{C}(\mathbf{A}^\top)$ which means $\mathcal{N}(\mathbf{A}) \perp \mathcal{C}(\mathbf{A}^\top)$.

Now suppose, the dimension of row space of \mathbf{A} is r . Let $\mathbf{r}_1, \mathbf{r}_2, \dots, \mathbf{r}_r$ be a set of vectors in \mathbb{R}^n and form a basis for the row space. Then the r vectors $\mathbf{A}\mathbf{r}_1, \mathbf{A}\mathbf{r}_2, \dots, \mathbf{A}\mathbf{r}_r$ are in the column space of \mathbf{A} , furthermore, they are linearly independent. To see this, suppose we have a linear combination of the r vectors: $x_1\mathbf{A}\mathbf{r}_1 + x_2\mathbf{A}\mathbf{r}_2 + \dots + x_r\mathbf{A}\mathbf{r}_r = \mathbf{0}$, that is, $\mathbf{A}(x_1\mathbf{r}_1 + x_2\mathbf{r}_2 + \dots + x_r\mathbf{r}_r) = \mathbf{0}$ and the vector $\mathbf{v} = x_1\mathbf{r}_1 + x_2\mathbf{r}_2 + \dots + x_r\mathbf{r}_r$ is in null space of \mathbf{A} . But since $\mathbf{r}_1, \mathbf{r}_2, \dots, \mathbf{r}_r$ is a basis for the row space of \mathbf{A} , \mathbf{v} is thus also in the row space of \mathbf{A} . We have shown that vectors from null space of \mathbf{A} is perpendicular to vectors from row space of \mathbf{A} , thus $\mathbf{v}^\top \mathbf{v} = 0$ and $x_1 = x_2 = \dots = x_r = 0$. Then $\mathbf{A}\mathbf{r}_1, \mathbf{A}\mathbf{r}_2, \dots, \mathbf{A}\mathbf{r}_r$ are in the column space of \mathbf{A} and they are independent which means column space of \mathbf{A} is larger than r . This result shows that **row rank of $\mathbf{A} \leq$ column rank of \mathbf{A}** .

If we apply this process again for \mathbf{A}^\top . We will have **column rank of $\mathbf{A} \leq$ row rank of \mathbf{A}** . We complete the proof. ■

A further information can be drawn from this proof is that if $\mathbf{r}_1, \mathbf{r}_2, \dots, \mathbf{r}_r$ is a set of vectors in \mathbb{R}^n that forms a basis for the row space, then $\mathbf{Ar}_1, \mathbf{Ar}_2, \dots, \mathbf{Ar}_r$ is a basis for the column space of \mathbf{A} . We formulate this finding into the following lemma.

Lemma 94 (Column Basis from Row Basis) For any matrix $\mathbf{A} \in \mathbb{R}^{m \times n}$, let $\{\mathbf{r}_1, \mathbf{r}_2, \dots, \mathbf{r}_r\}$ be a set of vectors in \mathbb{R}^n which forms a basis for the row space, then $\{\mathbf{Ar}_1, \mathbf{Ar}_2, \dots, \mathbf{Ar}_r\}$ is a basis for the column space of \mathbf{A} .

Appendix B. Fundamental Theorem of Linear Algebra

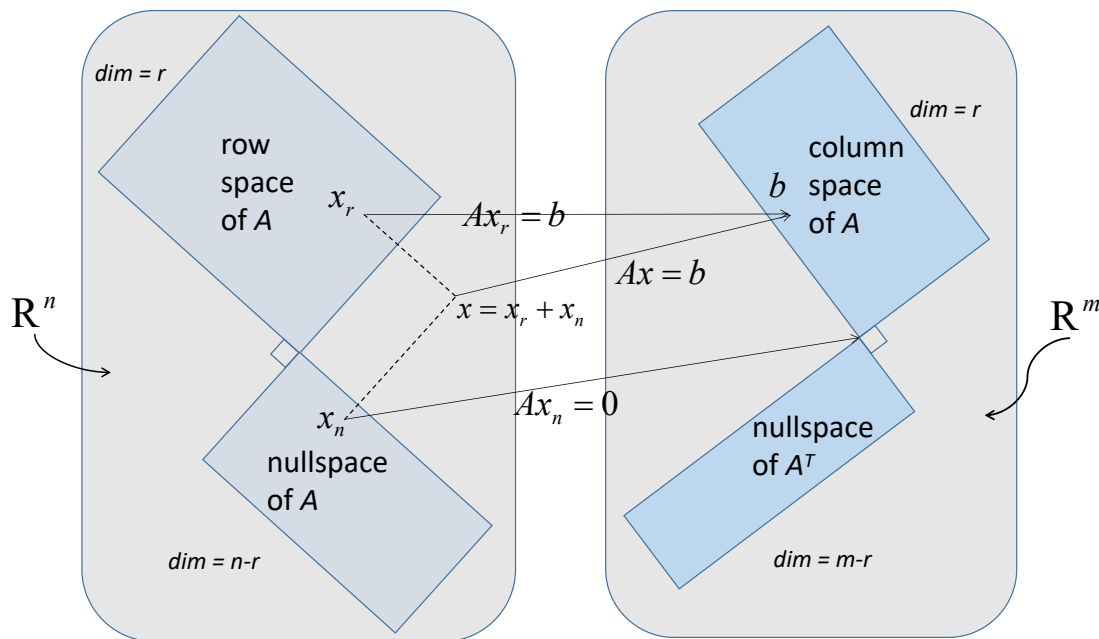


Figure 19: Two pairs of orthogonal subspaces in \mathbb{R}^n and \mathbb{R}^m .

Theorem 95 (Fundamental Theorem of Linear Algebra) *Orthogonal Complement and Rank-Nullity Theorem:* for any matrix $\mathbf{A} \in \mathbb{R}^{m \times n}$, we have

- $\mathcal{N}(\mathbf{A})$ is orthogonal complement to the row space $\mathcal{C}(\mathbf{A}^\top)$ in \mathbb{R}^n : $\dim(\mathcal{N}(\mathbf{A})) + \dim(\mathcal{C}(\mathbf{A}^\top)) = n$;
- $\mathcal{N}(\mathbf{A}^\top)$ is orthogonal complement to the column space $\mathcal{C}(\mathbf{A})$ in \mathbb{R}^m : $\dim(\mathcal{N}(\mathbf{A}^\top)) + \dim(\mathcal{C}(\mathbf{A})) = m$;

Proof [of Theorem 95] Follow from the proof of Lemma 46 in Appendix A. Let $\mathbf{r}_1, \mathbf{r}_2, \dots, \mathbf{r}_r$ be a set of vectors in \mathbb{R}^n that form a basis for the row space, then $\mathbf{Ar}_1, \mathbf{Ar}_2, \dots, \mathbf{Ar}_r$ is a basis for the column space of \mathbf{A} . Let $\mathbf{n}_1, \mathbf{n}_2, \dots, \mathbf{n}_k \in \mathbb{R}^n$ form a basis for the null space of \mathbf{A} . Follow again from the proof of Lemma 46, $\mathcal{N}(\mathbf{A}) \perp \mathcal{C}(\mathbf{A}^\top)$, thus, $\mathbf{r}_1, \mathbf{r}_2, \dots, \mathbf{r}_r$ are perpendicular to $\mathbf{n}_1, \mathbf{n}_2, \dots, \mathbf{n}_k$. Then, $\{\mathbf{r}_1, \mathbf{r}_2, \dots, \mathbf{r}_r, \mathbf{n}_1, \mathbf{n}_2, \dots, \mathbf{n}_k\}$ is linearly independent in \mathbb{R}^n .

For any vector $\mathbf{x} \in \mathbb{R}^n$, \mathbf{Ax} is in the column space of \mathbf{A} . Then it can be expressed by a combination of $\mathbf{Ar}_1, \mathbf{Ar}_2, \dots, \mathbf{Ar}_r$: $\mathbf{Ax} = \sum_{i=1}^r a_i \mathbf{Ar}_i$ which states that $\mathbf{A}(\mathbf{x} - \sum_{i=1}^r a_i \mathbf{r}_i) = \mathbf{0}$ and $\mathbf{x} - \sum_{i=1}^r a_i \mathbf{r}_i$ is thus in $\mathcal{N}(\mathbf{A})$. Since $\mathbf{n}_1, \mathbf{n}_2, \dots, \mathbf{n}_k$ is a basis for the null space of \mathbf{A} , $\mathbf{x} - \sum_{i=1}^r a_i \mathbf{r}_i$ can be expressed by a combination of $\mathbf{n}_1, \mathbf{n}_2, \dots, \mathbf{n}_k$: $\mathbf{x} - \sum_{i=1}^r a_i \mathbf{r}_i = \sum_{j=1}^k b_j \mathbf{n}_j$, i.e., $\mathbf{x} = \sum_{i=1}^r a_i \mathbf{r}_i + \sum_{j=1}^k b_j \mathbf{n}_j$. That is, any vector $\mathbf{x} \in \mathbb{R}^n$ can be expressed by $\{\mathbf{r}_1, \mathbf{r}_2, \dots, \mathbf{r}_r, \mathbf{n}_1, \mathbf{n}_2, \dots, \mathbf{n}_k\}$ and the set forms a basis for \mathbb{R}^n . Thus the dimension sum to n : $r + k = n$, i.e., $\dim(\mathcal{N}(\mathbf{A})) + \dim(\mathcal{C}(\mathbf{A}^\top)) = n$. Similarly, we can prove $\dim(\mathcal{N}(\mathbf{A}^\top)) + \dim(\mathcal{C}(\mathbf{A})) = m$. \blacksquare

Figure 19 demonstrates two pairs of such orthogonal subspaces. The dimensions of row space of \mathbf{A} and null space of \mathbf{A} add to n . And the dimensions of column space of \mathbf{A} and null space of \mathbf{A}^\top add to m . The null space component goes to zero as $\mathbf{Ax}_n = \mathbf{0} \in \mathbb{R}^m$ which is the intersection of column space of \mathbf{A} and null space of \mathbf{A}^\top . The row space component goes to column space as $\mathbf{Ax}_r = \mathbf{A}(\mathbf{x}_r + \mathbf{x}_n) = \mathbf{b} \in \mathbb{R}^m$.

B.1 Find the Basis of the Four Subspaces

For CR decomposition of matrix $\mathbf{A} = \mathbf{CR}$, we have $\mathbf{R} = [\mathbf{I}_r, \mathbf{F}]\mathbf{P}$, where \mathbf{P} is a $n \times n$ permutation to put the columns of the $r \times r$ identity matrix \mathbf{I}_r into the correct positions as shown in Section 6.2. We can thus use the r independent column of \mathbf{C} as the basis for the column space of \mathbf{A} .

Further, let $\mathbf{N} = \mathbf{P}^\top \begin{bmatrix} -\mathbf{F} \\ \mathbf{I}_{n-r} \end{bmatrix}$, where \mathbf{I}_{n-r} is an $(n-r) \times (n-r)$ identity matrix. Then

$$\begin{aligned} \mathbf{AN} &= [\mathbf{C} \quad \mathbf{CF}] \mathbf{P} \mathbf{P}^\top \begin{bmatrix} -\mathbf{F} \\ \mathbf{I}_{n-r} \end{bmatrix} \\ &= [\mathbf{C} \quad \mathbf{CF}] \begin{bmatrix} -\mathbf{F} \\ \mathbf{I}_{n-r} \end{bmatrix} \\ &= -\mathbf{CF} + \mathbf{CF} \\ &= \mathbf{0} \end{aligned}$$

Further, the $n \times (n-r)$ matrix $\begin{bmatrix} -\mathbf{F} \\ \mathbf{I}_{n-r} \end{bmatrix}$ has $n-r$ independent columns since \mathbf{I}_{n-r} is an identity matrix. And multiply from left by a permutation matrix \mathbf{P}^\top will not change the independent property. Thus, \mathbf{N} has $n-r$ independent columns that are in $\mathcal{N}(\mathbf{A})$. Moreover, we have shown that the dimension of $\mathcal{N}(\mathbf{A})$ is $n-r$, the columns of \mathbf{N} form a basis of $\mathcal{N}(\mathbf{A})$.

Similarly, from the CR decomposition of \mathbf{A}^\top , we can find the basis of row space of \mathbf{A} and null space of \mathbf{A}^\top .

In Section 11.2, we further find the orthonormal basis for the four subspace via SVD.

Appendix C. Least Squares in Fundamental Theorem of Linear Algebra

The least squares problem is described in Section 4.12 and Section 11.5. As a recap, let's consider the overdetermined system $\mathbf{Ax} = \mathbf{b}$, where $\mathbf{A} \in \mathbb{R}^{m \times n}$ is the data matrix, $\mathbf{b} \in \mathbb{R}^m$ with $m > n$ is the observation matrix. Normally \mathbf{A} will have full column rank since the data from real work has large chance to be unrelated. And the least squares (LS) solution

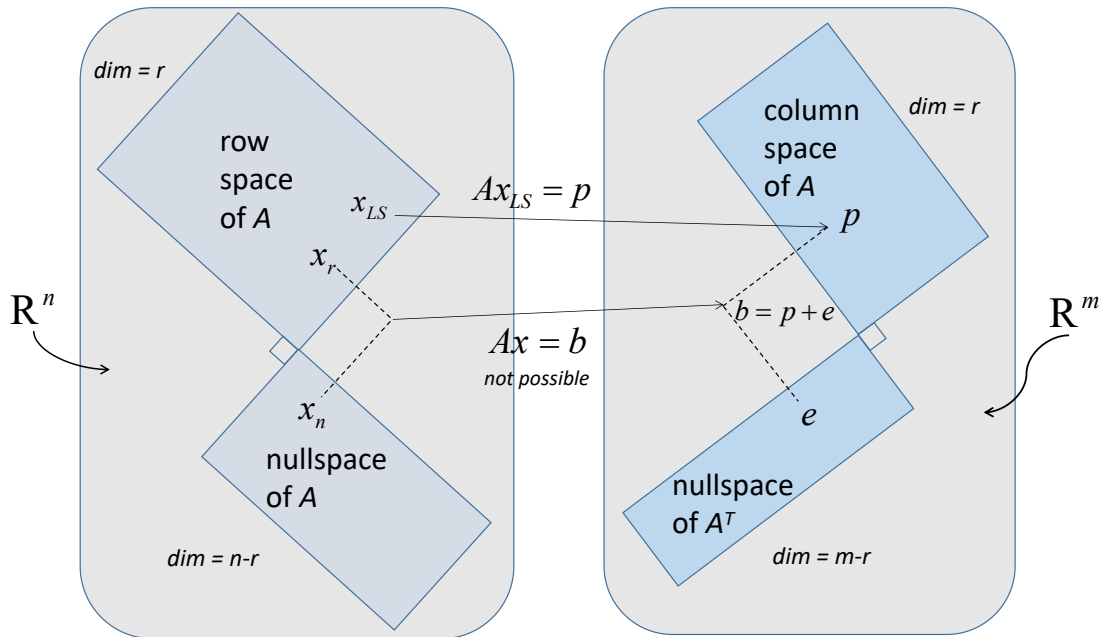


Figure 20: Least Squares: \mathbf{x}_{LS} minimizes $\|\mathbf{Ax} - \mathbf{b}\|^2$.

is given by $\mathbf{x}_{LS} = (\mathbf{A}^\top \mathbf{A})^{-1} \mathbf{A}^\top \mathbf{b}$ for minimizing $\|\mathbf{Ax} - \mathbf{b}\|^2$, where $\mathbf{A}^\top \mathbf{A}$ is invertible since \mathbf{A} has full column rank and $\text{rank}(\mathbf{A}^\top \mathbf{A}) = \text{rank}(\mathbf{A})$.

The solution is to make the error $\mathbf{b} - \mathbf{Ax}$ as small as possible with respect to the mean square error. Since \mathbf{Ax} can never leave the column space of \mathbf{A} , we should choose the closest point to \mathbf{b} in the column space (Strang, 1993). This point is the projection \mathbf{p} of \mathbf{b} . Then the error vector $\mathbf{e} = \mathbf{b} - \mathbf{p}$ has minimal length. In another word, the best combination $\mathbf{p} = \mathbf{Ax}_{LS}$ is the projection of \mathbf{b} onto the column space. The error \mathbf{e} is perpendicular to the column space. Therefore $\mathbf{e} = \mathbf{b} - \mathbf{Ax}_{LS}$ is in the null space of \mathbf{A}^\top :

$$\mathbf{A}^\top (\mathbf{b} - \mathbf{Ax}_{LS}) = \mathbf{0} \quad \text{or} \quad \mathbf{A}^\top \mathbf{b} = \mathbf{A}^\top \mathbf{Ax}_{LS},$$

which is also known as normal equation of least squares. The relationship between \mathbf{e} and \mathbf{p} is shown in Figure 20 where \mathbf{b} is split into $\mathbf{p} + \mathbf{e}$. Further, it can be shown that \mathbf{x}_{LS} is in the row space of \mathbf{A} , i.e., it cannot be split into a combination of two components that are in row space of \mathbf{A} and null space of \mathbf{A} respectively (see \mathbf{x}_{LS} via the pseudo-inverse of \mathbf{A} in Section 11.5).

Appendix D. Pseudo-Inverse

The inverse of an $m \times n$ matrix \mathbf{A} does not exist if it is not square. But we can still find its pseudo-inverse, an $n \times m$ matrix denoted by \mathbf{A}^+ . In words, when \mathbf{A} multiplies a vector \mathbf{x} in its row space, this produces \mathbf{Ax} in the column space (see Figure 19). Those two spaces have equal dimension r , i.e., the rank. \mathbf{A} is always invertible when restricted to these spaces

and \mathbf{A}^+ inverts \mathbf{A} . That is, $\mathbf{A}^+\mathbf{A}\mathbf{x} = \mathbf{x}$ when \mathbf{x} is in the row space of \mathbf{A} . And $\mathbf{A}\mathbf{A}^+\mathbf{b} = \mathbf{b}$ when \mathbf{b} is in the column space of \mathbf{A} (see Figure 21).

The null space of \mathbf{A}^+ is the null space of \mathbf{A}^\top . It contains the vectors \mathbf{y} in \mathbb{R}^m with $\mathbf{A}^\top\mathbf{y} = \mathbf{0}$. Those vectors \mathbf{y} are perpendicular to every $\mathbf{A}\mathbf{x}$ in the column space. We delay the proof of this property in Lemma 97 after introducing the pseudo-inverse via SVD.

More formally, the pseudo-inverse, \mathbf{A}^+ , is defined by the unique $n \times m$ matrix satisfying the following four criteria

$$\boxed{\begin{aligned} \mathbf{A}\mathbf{A}^+\mathbf{A} &= \mathbf{A} \\ \mathbf{A}^+\mathbf{A}\mathbf{A}^+ &= \mathbf{A}^+ \\ (\mathbf{A}\mathbf{A}^+)^\top &= \mathbf{A}\mathbf{A}^+ \\ (\mathbf{A}^+\mathbf{A})^\top &= \mathbf{A}^+\mathbf{A} \end{aligned}} \quad (22)$$

Specifically, we define in either of the following ways:

- Case $m > n = r$, i.e., matrix \mathbf{A} has independent columns:
 $\mathbf{A}^\top\mathbf{A}$ is an $n \times n$ invertible matrix, and we define the left-pseudo-inverse:

$$\boxed{\text{left-pseudo-inverse} = \mathbf{A}^+ = (\mathbf{A}^\top\mathbf{A})^{-1}\mathbf{A}^\top},$$

which satisfies

$$\mathbf{A}^+\mathbf{A} = (\mathbf{A}^\top\mathbf{A})^{-1}\mathbf{A}^\top\mathbf{A} = \mathbf{I}_n.$$

But

$$\mathbf{A}\mathbf{A}^+ = \mathbf{A}(\mathbf{A}^\top\mathbf{A})^{-1}\mathbf{A}^\top \neq \mathbf{I}.$$

- Case $n > m = r$, i.e., matrix \mathbf{A} has independent rows:
 $\mathbf{A}\mathbf{A}^\top$ is an $m \times m$ invertible matrix, and we define the right-pseudo-inverse:

$$\boxed{\text{right-pseudo-inverse} = \mathbf{A}^+ = \mathbf{A}^\top(\mathbf{A}\mathbf{A}^\top)^{-1}},$$

which satisfies

$$\mathbf{A}\mathbf{A}^+ = \mathbf{A}\mathbf{A}^\top(\mathbf{A}\mathbf{A}^\top)^{-1} = \mathbf{I}_m.$$

But

$$\mathbf{A}^+\mathbf{A} = \mathbf{A}^\top(\mathbf{A}\mathbf{A}^\top)^{-1}\mathbf{A} \neq \mathbf{I}. \quad (23)$$

- Case rank-deficient: we delay the pseudo-inverse for rank-deficient matrices in the next section.

We can also show that $(\mathbf{A}^+)^+ = \mathbf{A}$. If $m > n = r$, we have

$$\begin{aligned} (\mathbf{A}^+)^+ &= [(\mathbf{A}^\top\mathbf{A})^{-1}\mathbf{A}^\top]^+ \\ &= \mathbf{A}^{+\top}(\mathbf{A}^+\mathbf{A}^{+\top})^{-1} \quad (m > n = r) \\ &= [(\mathbf{A}^\top\mathbf{A})^{-1}\mathbf{A}^\top]^\top \left\{ [(\mathbf{A}^\top\mathbf{A})^{-1}\mathbf{A}^\top] [(\mathbf{A}^\top\mathbf{A})^{-1}\mathbf{A}^\top]^\top \right\}^{-1} \\ &= \mathbf{A}(\mathbf{A}^\top\mathbf{A})^{-1} \left\{ (\mathbf{A}^\top\mathbf{A})^{-1}\mathbf{A}^\top\mathbf{A}(\mathbf{A}^\top\mathbf{A})^{-1} \right\}^{-1} \\ &= \mathbf{A}. \end{aligned}$$

Similarly, we can show $(\mathbf{A}^+)^+ = \mathbf{A}$ if $n > m = r$.

In particular, when $m = n$, \mathbf{A} is square invertible matrix, then both left and right-pseudo-inverse are the inverse of \mathbf{A} :

$$\begin{aligned} \text{left-pseudo-inverse} &= \mathbf{A}^+ = (\mathbf{A}^\top \mathbf{A})^{-1} \mathbf{A}^\top = \mathbf{A}^{-1} \mathbf{A}^{-\top} \mathbf{A}^\top = \mathbf{A}^{-1} \\ \text{right-pseudo-inverse} &= \mathbf{A}^+ = \mathbf{A}^\top (\mathbf{A} \mathbf{A}^\top)^{-1} = \mathbf{A}^\top \mathbf{A}^{-\top} \mathbf{A}^{-1} = \mathbf{A}^{-1}. \end{aligned}$$

D.1 Pseudo-Inverse in SVD

For full SVD of matrix $\mathbf{A} = \mathbf{U} \mathbf{\Sigma} \mathbf{V}^\top$. Consider the following cases:

- Case $m > n = r$:

$$\begin{aligned} \text{left-pseudo-inverse} &= \mathbf{A}^+ = (\mathbf{A}^\top \mathbf{A})^{-1} \mathbf{A}^\top \\ &= (\mathbf{V} \mathbf{\Sigma}^\top \mathbf{U}^\top \mathbf{U} \mathbf{\Sigma} \mathbf{V}^\top)^{-1} \mathbf{V} \mathbf{\Sigma}^\top \mathbf{U}^\top \\ &= \mathbf{V} (\mathbf{\Sigma}^\top \mathbf{\Sigma})^{-1} \mathbf{V}^\top \mathbf{V} \mathbf{\Sigma}^\top \mathbf{U}^\top \\ &= \mathbf{V} [(\mathbf{\Sigma}^\top \mathbf{\Sigma})^{-1} \mathbf{\Sigma}^\top] \mathbf{U}^\top \\ &= \mathbf{V} \mathbf{\Sigma}^+ \mathbf{U}^\top. \end{aligned} \quad (\mathbf{\Sigma}^+ = (\mathbf{\Sigma}^\top \mathbf{\Sigma})^{-1} \mathbf{\Sigma}^\top)$$

- Case $n > m = r$:

$$\begin{aligned} \text{right-pseudo-inverse} &= \mathbf{A}^+ = \mathbf{A}^\top (\mathbf{A} \mathbf{A}^\top)^{-1} \\ &= (\mathbf{U} \mathbf{\Sigma} \mathbf{V}^\top)^\top [(\mathbf{U} \mathbf{\Sigma} \mathbf{V}^\top) (\mathbf{U} \mathbf{\Sigma} \mathbf{V}^\top)^\top]^{-1} \\ &= \mathbf{V} \mathbf{\Sigma}^\top \mathbf{U}^\top (\mathbf{U} \mathbf{\Sigma} \mathbf{V}^\top \mathbf{V} \mathbf{\Sigma}^\top \mathbf{U}^\top)^{-1} \\ &= \mathbf{V} \mathbf{\Sigma}^\top \mathbf{U}^\top \mathbf{U}^{-\top} (\mathbf{\Sigma} \mathbf{\Sigma}^\top)^{-1} \mathbf{U}^{-1} \\ &= \mathbf{V} \mathbf{\Sigma}^\top (\mathbf{\Sigma} \mathbf{\Sigma}^\top)^{-1} \mathbf{U}^{-1} \\ &= \mathbf{V} \mathbf{\Sigma}^+ \mathbf{U}^\top. \end{aligned} \quad (\mathbf{\Sigma}^+ = \mathbf{\Sigma}^\top (\mathbf{\Sigma} \mathbf{\Sigma}^\top)^{-1})$$

• Case rank-deficient: $\mathbf{A}^+ = \mathbf{V} \mathbf{\Sigma}^+ \mathbf{U}^\top$, where the upper-left side of $\mathbf{\Sigma}^+ \in \mathbb{R}^{n \times m}$ is a diagonal matrix $\text{diag}(\frac{1}{\sigma_1}, \frac{1}{\sigma_2}, \dots, \frac{1}{\sigma_r})$. It can be easily verified that this definition of pseudo-inverse satisfies the four criteria in Equation 22.

In either case, we have $\mathbf{\Sigma}^+$ as the pseudo-inverse of $\mathbf{\Sigma}$ with $1/\sigma_1, 1/\sigma_2, \dots, 1/\sigma_r$ on its diagonal. We then prove the important property of the four subspaces in the pseudo-inverse \mathbf{A}^+ . Firstly, we need to show the following lemma that $\mathbf{A}^+ \mathbf{A}^{+\top}$ and \mathbf{A}^+ have same rank.

Lemma 96 (Rank of $\mathbf{A}^+ \mathbf{A}^{+\top}$) $\mathbf{A}^+ \mathbf{A}^{+\top}$ and \mathbf{A}^+ have same rank.

Proof [of Lemma 96] Let $\mathbf{x} \in \mathcal{N}(\mathbf{A}^{+\top})$, where $\mathbf{A}^{+\top}$ is the transpose of \mathbf{A}^+ , we have

$$\mathbf{A}^{+\top} \mathbf{x} = \mathbf{0} \quad \underline{\text{leads to}} \quad \mathbf{A}^+ \mathbf{A}^{+\top} \mathbf{x} = \mathbf{0},$$

i.e., $\mathbf{x} \in \mathcal{N}(\mathbf{A}^{+\top})$ leads to $\mathbf{x} \in \mathcal{N}(\mathbf{A}^+ \mathbf{A}^{+\top})$, therefore $\mathcal{N}(\mathbf{A}^{+\top}) \subseteq \mathcal{N}(\mathbf{A}^+ \mathbf{A}^{+\top})$.

Further, let $\mathbf{x} \in \mathcal{N}(\mathbf{A}^+ \mathbf{A}^{+\top})$, we have

$$\mathbf{A}^+ \mathbf{A}^{+\top} \mathbf{x} = \mathbf{0} \quad \underline{\text{leads to}} \quad \mathbf{x}^\top \mathbf{A}^+ \mathbf{A}^{+\top} \mathbf{x} = 0 \quad \underline{\text{leads to}} \quad \|\mathbf{A}^{+\top} \mathbf{x}\|^2 = 0 \quad \underline{\text{leads to}} \quad \mathbf{A}^{+\top} \mathbf{x} = \mathbf{0},$$

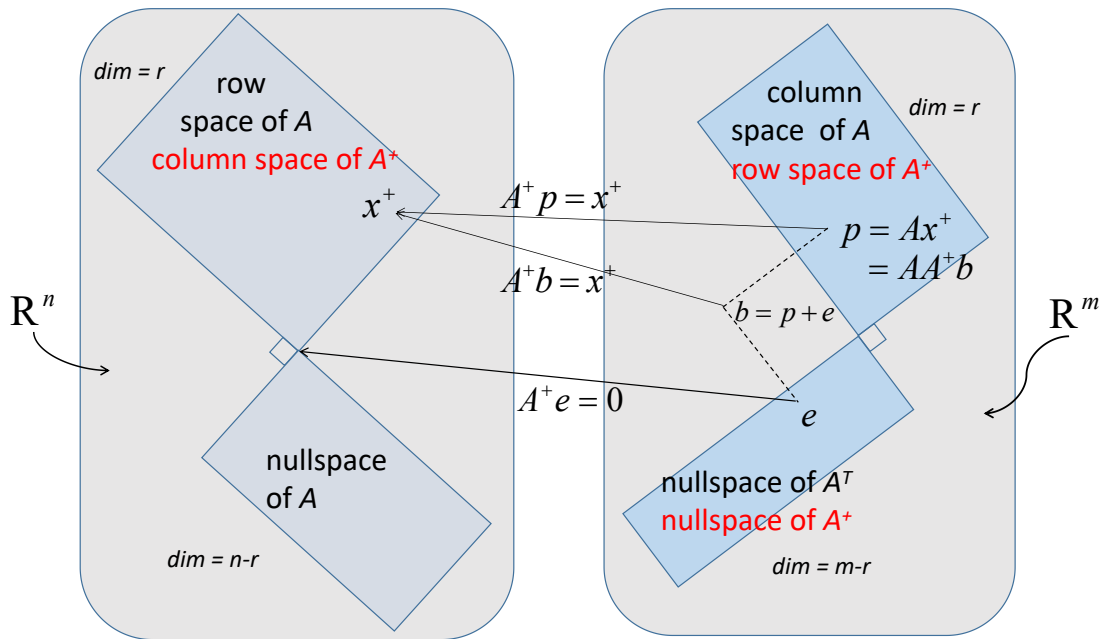


Figure 21: Column space and row space of pseudo-inverse A^+ . A transfers from row space to column space. A^+ transfers from column space to row space. **This is a more detailed picture of the pseudo-inverse compared to Figure 9.**

i.e., $\mathbf{x} \in \mathcal{N}(\mathbf{A}^+\mathbf{A}^{+\top})$ leads to $\mathbf{x} \in \mathcal{N}(\mathbf{A}^{+\top}\mathbf{x})$, therefore $\mathcal{N}(\mathbf{A}^+\mathbf{A}^{+\top}) \in \mathcal{N}(\mathbf{A}^{+\top})$. As a result, $\mathcal{N}(\mathbf{A}^{+\top}) = \mathcal{N}(\mathbf{A}^+\mathbf{A}^{+\top})$ and $\dim(\mathcal{N}(\mathbf{A}^{+\top})) = \dim(\mathcal{N}(\mathbf{A}^+\mathbf{A}^{+\top}))$. By fundamental theorem of linear algebra in Appendix B, $\mathbf{A}^+\mathbf{A}^{+\top}$ and \mathbf{A}^+ have same rank. ■

We are now ready to show the four subspaces in pseudo-inverse.

Lemma 97 *For the pseudo-inverse \mathbf{A}^+ of \mathbf{A} , we have the following properties:*

- The column space of \mathbf{A}^+ is the row space of \mathbf{A} ;
- The row space of \mathbf{A}^+ is the column space of \mathbf{A} ;
- The null space of \mathbf{A}^+ is the null space of \mathbf{A}^\top ;
- The null space of $\mathbf{A}^{+\top}$ is the null space of \mathbf{A} .

Proof [of Lemma 97] From Lemma 68, for symmetric matrix $\mathbf{A}^+\mathbf{A}^{+\top} = \mathbf{V}(\boldsymbol{\Sigma}^\top\boldsymbol{\Sigma})^{-1}\mathbf{V}^\top$, $\mathcal{C}(\mathbf{A}^+\mathbf{A}^{+\top})$ is spanned by the eigenvectors, thus $\{\mathbf{v}_1, \mathbf{v}_2, \dots, \mathbf{v}_r\}$ is an orthonormal basis of $\mathcal{C}(\mathbf{A}^+\mathbf{A}^{+\top})$.

Since,

1. $\mathbf{A}^+\mathbf{A}^{+\top}$ is symmetric, then the row space of $\mathbf{A}^+\mathbf{A}^{+\top}$ equals the column space of $\mathbf{A}^+\mathbf{A}^{+\top}$.

2. All columns of $\mathbf{A}^+\mathbf{A}^{+\top}$ are combination of columns of \mathbf{A}^+ , so the column space of $\mathbf{A}^+\mathbf{A}^{+\top} \subseteq$ column space of \mathbf{A}^+ , i.e., $\mathcal{C}(\mathbf{A}^+\mathbf{A}^{+\top}) \subseteq \mathcal{C}(\mathbf{A}^+)$.

3. Since $\text{rank}(\mathbf{A}^+\mathbf{A}^{+\top}) = \text{rank}(\mathbf{A}^+)$ by Lemma 96, we then have

The row space of $\mathbf{A}^+\mathbf{A}^{+\top} =$ the column space of $\mathbf{A}^+\mathbf{A}^{+\top} =$ the column space of \mathbf{A}^+ , i.e., $\mathcal{C}(\mathbf{A}^+\mathbf{A}^{+\top}) = \mathcal{C}(\mathbf{A}^+)$. Thus $\{\mathbf{v}_1, \mathbf{v}_2, \dots, \mathbf{v}_r\}$ is an orthonormal basis of $\mathcal{C}(\mathbf{A}^+)$. We also proved in Lemma 76 that $\{\mathbf{v}_1, \mathbf{v}_2, \dots, \mathbf{v}_r\}$ is an orthonormal basis of the row space of \mathbf{A} (i.e., basis of $\mathcal{C}(\mathbf{A}^\top)$). So $\mathcal{C}(\mathbf{A}^+) = \mathcal{C}(\mathbf{A}^\top)$ as shown in Figure 21.

Similarly, if we apply this process to $\mathbf{A}^{+\top}\mathbf{A}^+$, we can show row space of \mathbf{A}^+ is equal to column space of \mathbf{A} , and null space of \mathbf{A}^+ is equal to null space of \mathbf{A}^\top . ■

Moreover, for \mathbf{x}^+ in row space of \mathbf{A} , we have $\mathbf{x}^+ = \sum_{i=1}^r x_i \mathbf{v}_i$ since $\{\mathbf{v}_1, \mathbf{v}_2, \dots, \mathbf{v}_r\}$ is an orthonormal basis for the space. For vector $\mathbf{p} = \mathbf{A}\mathbf{x}^+$ in the column space of \mathbf{A} , we have $\mathbf{p} = \mathbf{U}\boldsymbol{\Sigma}\mathbf{V}^\top\mathbf{x}^+$ and

$$\mathbf{A}^+\mathbf{p} = \mathbf{V}\boldsymbol{\Sigma}^+\mathbf{U}^\top\mathbf{U}\boldsymbol{\Sigma}\mathbf{V}^\top\mathbf{x}^+ = \mathbf{V}\boldsymbol{\Sigma}^+\boldsymbol{\Sigma}\mathbf{V}^\top\mathbf{x}^+ = \left(\sum_{i=1}^r \mathbf{v}_i\mathbf{v}_i^\top\right)\left(\sum_{i=1}^r x_i\mathbf{v}_i\right) = \sum_{i=1}^r x_i\mathbf{v}_i = \mathbf{x}^+.$$

In conclude, for any vector \mathbf{x}^+ in row space of \mathbf{A} , we have

$$\mathbf{p} = \mathbf{A}\mathbf{x}^+ \quad \text{leads to} \quad \mathbf{A}^+\mathbf{p} = \mathbf{x}^+,$$

and the relationship is depicted in Figure 21.

D.2 Pseudo-Inverse in CR Decomposition and Skeleton Decomposition

For CR decomposition of matrix $\mathbf{A} \in \mathbb{R}^{m \times n}$: $\mathbf{A} = \mathbf{C}\mathbf{R}$. Since in CR decomposition we have the row number in \mathbf{C} larger or equal than the column number, and the row number

in \mathbf{R} smaller or equal than the column number. Then we have the pseudo-inverse of \mathbf{C} (left-pseudo-inverse) and \mathbf{R} (right-pseudo-inverse):

$$\mathbf{C}^+ = (\mathbf{C}^\top \mathbf{C})^{-1} \mathbf{C}^\top \quad \text{and} \quad \mathbf{R}^+ = \mathbf{R}^\top (\mathbf{R} \mathbf{R}^\top)^{-1}$$

Consider the following two cases:

- Case $m > n = r$:

$$\begin{aligned} \text{left-pseudo-inverse} &= \mathbf{A}^+ = (\mathbf{A}^\top \mathbf{A})^{-1} \mathbf{A}^\top \\ &= (\mathbf{R}^\top \mathbf{C}^\top \mathbf{C} \mathbf{R})^{-1} \mathbf{R}^\top \mathbf{C}^\top. \end{aligned}$$

We then have $(\mathbf{R}^\top \mathbf{C}^\top \mathbf{C} \mathbf{R}) \mathbf{R}^+ \mathbf{C}^+ = (\mathbf{R}^\top \mathbf{C}^\top \mathbf{C} \mathbf{R}) \mathbf{R}^\top (\mathbf{R} \mathbf{R}^\top)^{-1} (\mathbf{C}^\top \mathbf{C})^{-1} \mathbf{C}^\top = \mathbf{R}^\top \mathbf{C}^\top$. Thus

$$\mathbf{A}^+ = \mathbf{R}^+ \mathbf{C}^+.$$

Moreover, since $m > n$, we have $\mathbf{A}^+ \mathbf{A} = \mathbf{I}_n$, and

$$\begin{aligned} \mathbf{A}^+ \mathbf{A} &= \mathbf{R}^+ \mathbf{C}^+ \mathbf{C} \mathbf{R} \\ &= \mathbf{R}^\top (\mathbf{R} \mathbf{R}^\top)^{-1} (\mathbf{C}^\top \mathbf{C})^{-1} \mathbf{C}^\top \mathbf{C} \mathbf{R} \\ &= \mathbf{R}^\top (\mathbf{R} \mathbf{R}^\top)^{-1} \mathbf{R} \\ &= \mathbf{R}^+ \mathbf{R} = \mathbf{I}_n, \end{aligned} \tag{24} \quad (\text{Since } \mathbf{A}^+ \mathbf{A} = \mathbf{I}_n)$$

which is quite confusing since we claimed in Equation 23 that $\mathbf{R}^+ \mathbf{R} \neq \mathbf{I}_n$. However, this is not true. We assume \mathbf{A} has full rank, and $m > n$ which implies \mathbf{R} is a square invertible matrix. So $\mathbf{R}^+ = \mathbf{R}^{-1}$ and the result in Equation 24 cannot be applied to any right-pseudo-inverse of other matrices.

- Case $n > m = r$:

$$\begin{aligned} \text{right-pseudo-inverse} &= \mathbf{A}^+ = \mathbf{A}^\top (\mathbf{A} \mathbf{A}^\top)^{-1} \\ &= \mathbf{R}^\top \mathbf{C}^\top (\mathbf{C} \mathbf{R} \mathbf{R}^\top \mathbf{C}^\top)^{-1}. \end{aligned}$$

Again, we have $\mathbf{R}^+ \mathbf{C}^+ (\mathbf{C} \mathbf{R} \mathbf{R}^\top \mathbf{C}^\top) = \mathbf{R}^\top (\mathbf{R} \mathbf{R}^\top)^{-1} (\mathbf{C}^\top \mathbf{C})^{-1} \mathbf{C}^\top \mathbf{C} \mathbf{R} \mathbf{R}^\top \mathbf{C}^\top = \mathbf{R}^\top \mathbf{C}^\top$, and

$$\mathbf{A}^+ = \mathbf{R}^+ \mathbf{C}^+.$$

We can then conclude for any full rank matrix \mathbf{A} (either $m > n$ or $n > m$), the pseudo-inverse of \mathbf{A} is

$$\mathbf{A}^+ = \mathbf{R}^+ \mathbf{C}^+.$$

The pseudo-inverse of \mathbf{A} for skeleton decomposition is defined in the similar way. For skeleton decomposition of $\mathbf{A} = \mathbf{C} \mathbf{U}^{-1} \mathbf{R}$, then the pseudo-inverse of \mathbf{A} is $\mathbf{A}^+ = \mathbf{R}^+ \mathbf{U} \mathbf{C}^+$, where

$$\mathbf{C}^+ = (\mathbf{C}^\top \mathbf{C})^{-1} \mathbf{C}^\top \quad \text{and} \quad \mathbf{R}^+ = \mathbf{R}^\top (\mathbf{R} \mathbf{R}^\top)^{-1}$$

Appendix E. Schur Complement

Let M be an $n \times n$ square matrix with 2×2 block matrix format:

$$M = \begin{bmatrix} A & B \\ C & D \end{bmatrix},$$

where A is a $p \times p$ matrix and D is a $q \times q$ matrix with $n = p + q$. And it is trivial to see that B is a $p \times q$ matrix and C is a $q \times p$ matrix. We have

- If D is invertible, $\Delta_D = A - BD^{-1}C$ is called the Schur complement of D in M ;
- If A is invertible, $\Delta_A = D - CA^{-1}B$ is called the Schur complement of A in M .

By mimicking Gaussian elimination in the block matrix, we can lower triangularize and upper triangularize M as follows:

$$\begin{aligned} \begin{bmatrix} I & 0 \\ -CA^{-1} & I \end{bmatrix} \begin{bmatrix} A & B \\ C & D \end{bmatrix} &= \begin{bmatrix} A & B \\ 0 & \Delta_A \end{bmatrix} \\ \begin{bmatrix} A & B \\ C & D \end{bmatrix} \begin{bmatrix} I & -A^{-1}B \\ 0 & I \end{bmatrix} &= \begin{bmatrix} A & 0 \\ C & \Delta_A \end{bmatrix}. \end{aligned}$$

Then we can multiply M from left by the lower triangular matrix and from right by the upper triangular matrix:

$$\begin{bmatrix} I & 0 \\ -CA^{-1} & I \end{bmatrix} \begin{bmatrix} A & B \\ C & D \end{bmatrix} \begin{bmatrix} I & -A^{-1}B \\ 0 & I \end{bmatrix} = \begin{bmatrix} A & 0 \\ 0 & \Delta_A \end{bmatrix}$$

or

$$\begin{aligned} \begin{bmatrix} I & 0 \\ -CA^{-1} & I \end{bmatrix}^{-1} \begin{bmatrix} A & 0 \\ 0 & \Delta_A \end{bmatrix} \begin{bmatrix} I & -A^{-1}B \\ 0 & I \end{bmatrix}^{-1} &= \begin{bmatrix} A & B \\ C & D \end{bmatrix} = M \\ \begin{bmatrix} I & 0 \\ CA^{-1} & I \end{bmatrix} \begin{bmatrix} A & 0 \\ 0 & \Delta_A \end{bmatrix} \begin{bmatrix} I & A^{-1}B \\ 0 & I \end{bmatrix} &= \begin{bmatrix} A & B \\ C & D \end{bmatrix} = M, \end{aligned}$$

which is a multiplication of an upper triangular, a diagonal matrix, and a lower triangular matrix. And in the above equation, we use the fact that

$$\begin{bmatrix} I & 0 \\ -CA^{-1} & I \end{bmatrix} \begin{bmatrix} I & 0 \\ CA^{-1} & I \end{bmatrix} = I \quad \text{and} \quad \begin{bmatrix} I & -A^{-1}B \\ 0 & I \end{bmatrix} \begin{bmatrix} I & A^{-1}B \\ 0 & I \end{bmatrix} = I.$$

It is then easy to compute the inverse of M since the inverse of the upper triangular, the diagonal matrix, and the lower triangular matrix is relatively easy. If we assume Δ_A is invertible, then:

$$\begin{aligned} M &= \begin{bmatrix} A & B \\ C & D \end{bmatrix} = \begin{bmatrix} I & 0 \\ CA^{-1} & I \end{bmatrix} \begin{bmatrix} A & 0 \\ 0 & \Delta_A \end{bmatrix} \begin{bmatrix} I & A^{-1}B \\ 0 & I \end{bmatrix} \\ M^{-1} &= \begin{bmatrix} A & B \\ C & D \end{bmatrix}^{-1} = \begin{bmatrix} I & -A^{-1}B \\ 0 & I \end{bmatrix} \begin{bmatrix} A^{-1} & 0 \\ 0 & \Delta_A^{-1} \end{bmatrix} \begin{bmatrix} I & 0 \\ -CA^{-1} & I \end{bmatrix}. \end{aligned}$$

It is then similar to apply this process to the Schur complement of D and we formulate in the following remark.

Remark 98 If D is invertible, then we can use the Schur complement of D , $\Delta_D = A - BD^{-1}C$ to obtain the following decomposition of M :

$$M = \begin{bmatrix} A & B \\ C & D \end{bmatrix} = \begin{bmatrix} I & BD^{-1} \\ 0 & I \end{bmatrix} \begin{bmatrix} \Delta_D & 0 \\ 0 & D \end{bmatrix} \begin{bmatrix} I & 0 \\ D^{-1}C & I \end{bmatrix},$$

and if Δ_D is invertible, the inverse of M is

$$M^{-1} = \begin{bmatrix} A & B \\ C & D \end{bmatrix}^{-1} = \begin{bmatrix} I & 0 \\ -D^{-1}C & I \end{bmatrix} \begin{bmatrix} \Delta_D^{-1} & 0 \\ 0 & D^{-1} \end{bmatrix} \begin{bmatrix} I & -BD^{-1} \\ 0 & I \end{bmatrix}.$$

Moreover, write out the two inverse formulas by Δ_A and Δ_D and let $D = I$, we will have

$$(A + BC)^{-1} = A^{-1} - A^{-1}B(I - CA^{-1}B)^{-1}CA^{-1},$$

which is known as the **matrix inversion lemma** (Boyd et al., 2004; Gallier et al., 2010).

Appendix F. General Term Formula of Wedderburn Sequence

We define the Wedderburn sequence of A by $A_{k+1} = A_k - w_k^{-1}A_k x_k y_k^\top A_k$ and $A_1 = A$. The proof of the general term formula of this sequence is then:

Proof [of Lemma 84] For A_2 , we have:

$$\begin{aligned} A_2 &= A_1 - w_1^{-1}A_1 x_1 y_1^\top A_1 \\ &= A - w_1^{-1}A u_1 v_1^\top A, \text{ where } u_1 = x_1, v_1 = y_1. \end{aligned}$$

For A_3 , we can write out the equation:

$$\begin{aligned} A_3 &= A_2 - w_2^{-1}A_2 x_2 y_2^\top A_2 \\ &= (A - w_1^{-1}A u_1 v_1^\top A) - w_2^{-1}(A - w_1^{-1}A u_1 v_1^\top A) x_2 y_2^\top (A - w_1^{-1}A u_1 v_1^\top A), \text{ substitute } A_2 \\ &= (A - w_1^{-1}A u_1 v_1^\top A) - w_2^{-1}A(x_2 - w_1^{-1}u_1 v_1^\top A x_2)(y_2^\top - w_1^{-1}y_2^\top A u_1 v_1^\top A), \text{ take out } A \\ &= A - w_1^{-1}A u_1 v_1^\top A - w_2^{-1}A u_2 v_2^\top A \\ &= A - \sum_{i=1}^2 w_i^{-1}A u_i v_i^\top A, \end{aligned}$$

where $\mathbf{u}_2 = \mathbf{x}_2 - w_1^{-1} \mathbf{u}_1 \mathbf{v}_1^\top \mathbf{A} \mathbf{x}_2 = \mathbf{x}_2 - \frac{\mathbf{v}_1^\top \mathbf{A} \mathbf{x}_2}{w_1} \mathbf{u}_1$, $\mathbf{v}_2 = \mathbf{y}_2 - w_1^{-1} \mathbf{y}_2^\top \mathbf{A} \mathbf{u}_1 \mathbf{v}_1 = \mathbf{y}_2 - \frac{\mathbf{y}_2^\top \mathbf{A} \mathbf{u}_1}{w_1} \mathbf{v}_1$. Similarly, we can find the expression of \mathbf{A}_4 by \mathbf{A} :

$$\begin{aligned}
 \mathbf{A}_4 &= \mathbf{A}_3 - w_3^{-1} \mathbf{A}_3 \mathbf{x}_3 \mathbf{y}_3^\top \mathbf{A}_3 \\
 &= \mathbf{A} - \sum_{i=1}^2 w_i^{-1} \mathbf{A} \mathbf{u}_i \mathbf{v}_i^\top \mathbf{A} - w_3^{-1} \left(\mathbf{A} - \sum_{i=1}^2 w_i^{-1} \mathbf{A} \mathbf{u}_i \mathbf{v}_i^\top \mathbf{A} \right) \mathbf{x}_3 \mathbf{y}_3^\top \left(\mathbf{A} - \sum_{i=1}^2 w_i^{-1} \mathbf{A} \mathbf{u}_i \mathbf{v}_i^\top \mathbf{A} \right), \text{ substitute } \mathbf{A}_3 \\
 &= \mathbf{A} - \sum_{i=1}^2 w_i^{-1} \mathbf{A} \mathbf{u}_i \mathbf{v}_i^\top \mathbf{A} - w_3^{-1} \mathbf{A} \left(\mathbf{x}_3 - \sum_{i=1}^2 w_i^{-1} \mathbf{x}_3 \mathbf{u}_i \mathbf{v}_i^\top \mathbf{A} \right) \left(\mathbf{y}_3^\top - \sum_{i=1}^2 w_i^{-1} \mathbf{y}_3^\top \mathbf{A} \mathbf{u}_i \mathbf{v}_i^\top \right) \mathbf{A}, \text{ take out } \mathbf{A} \\
 &= \mathbf{A} - \sum_{i=1}^2 w_i^{-1} \mathbf{A} \mathbf{u}_i \mathbf{v}_i^\top \mathbf{A} - w_3^{-1} \mathbf{A} \mathbf{u}_3 \mathbf{v}_3^\top \mathbf{A} \\
 &= \mathbf{A} - \sum_{i=1}^3 w_i^{-1} \mathbf{A} \mathbf{u}_i \mathbf{v}_i^\top \mathbf{A},
 \end{aligned}$$

where $\mathbf{u}_3 = \mathbf{x}_3 - \sum_{i=1}^2 \frac{\mathbf{v}_i^\top \mathbf{A} \mathbf{x}_3}{w_i} \mathbf{u}_i$, $\mathbf{v}_3 = \mathbf{y}_3 - \sum_{i=1}^2 \frac{\mathbf{y}_3^\top \mathbf{A} \mathbf{u}_i}{w_i} \mathbf{v}_i$.

Continue this process, we can define $\mathbf{u}_k = \mathbf{x}_k - \sum_{i=1}^{k-1} \frac{\mathbf{v}_i^\top \mathbf{A} \mathbf{x}_k}{w_i} \mathbf{u}_i$ and $\mathbf{v}_k = \mathbf{y}_k - \sum_{i=1}^{k-1} \frac{\mathbf{y}_k^\top \mathbf{A} \mathbf{u}_i}{w_i} \mathbf{v}_i$, and find the general term of Wedderburn sequence. \blacksquare

Appendix G. Decoding Orthogonal Matrix Product

Lemma 99 (Orthogonal Matrix Product: A Decoding View) Suppose an $(n+1) \times (n+1)$ orthogonal matrix \mathbf{Q} and an $n \times n$ orthogonal matrix \mathbf{P} , then

$$\mathbf{R} = \mathbf{Q} \begin{bmatrix} 1 & \mathbf{0} \\ \mathbf{0} & \mathbf{P} \end{bmatrix}$$

is also an orthogonal matrix of size $(n+1) \times (n+1)$.

Proof [of Lemma 99] Suppose $\mathbf{Q} = [\mathbf{q}_0, \mathbf{q}_1, \mathbf{q}_2, \dots, \mathbf{q}_n]$ and $\mathbf{P} = [\mathbf{p}_1, \mathbf{p}_2, \dots, \mathbf{p}_n]$. Then

$$\begin{aligned}
 \mathbf{R} &= [\mathbf{q}_0, \sum_{i=0}^n \mathbf{p}_{1i} \mathbf{q}_i, \sum_{i=0}^n \mathbf{p}_{2i} \mathbf{q}_i, \dots, \sum_{i=0}^n \mathbf{p}_{ni} \mathbf{q}_i] \\
 &= [\mathbf{q}_0, \mathbf{z}_1, \mathbf{z}_2, \dots, \mathbf{z}_n].
 \end{aligned}$$

It is trivial that \mathbf{q}_0 is orthogonal to $\mathbf{z}_1, \mathbf{z}_2, \dots, \mathbf{z}_n$. For \mathbf{z}_1 , we have

$$\mathbf{z}_1^\top \mathbf{z}_1 = \sum_{i=1}^n \mathbf{p}_{1i}^2 = 1.$$

And for $\mathbf{z}_1, \mathbf{z}_2$, we have

$$\mathbf{z}_1^\top \mathbf{z}_2 = \sum_{i=1}^n \mathbf{p}_{1i} \mathbf{p}_{2i} = 0,$$

which completes the proof. \blacksquare

Appendix H. Leading Principle Minors of PD Matrices

In Lemma 27, we proved for any positive definite matrix $\mathbf{A} \in \mathbb{R}^{n \times n}$, its Schur complement of \mathbf{A}_{11} is $\mathbf{S}_{n-1} = \mathbf{A}_{2:n,2:n} - \frac{1}{\mathbf{A}_{11}} \mathbf{A}_{2:n,1} \mathbf{A}_{2:n,1}^\top$ and it is also positive definite. This is also true for its Schur complement of \mathbf{A}_{nn} , i.e., $\mathbf{S}'_{n-1} = \mathbf{A}_{1:n-1,1:n-1} - \frac{1}{\mathbf{A}_{nn}} \mathbf{A}_{1:n-1,n} \mathbf{A}_{1:n-1,n}^\top$ is also positive definite.

We then claim all the leading principle minors of a positive definite matrix $\mathbf{A} \in \mathbb{R}^{n \times n}$ are positive.

Proof We will prove by induction. Since all the components on the diagonal of positive definite matrices are all positive (see Lemma 26). The case for $n = 1$ is trivial that $\det(\mathbf{A}_{11}) > 0$.

Suppose all the leading principle minors for $k \times k$ matrices are all positive. If we could prove this is also true for $(k + 1) \times (k + 1)$ matrices, then we complete the proof.

For a $(k+1) \times (k+1)$ matrix $\mathbf{M} = \begin{bmatrix} \mathbf{A} & \mathbf{b} \\ \mathbf{b}^\top & d \end{bmatrix}$, where \mathbf{A} is a $k \times k$ submatrix. Then its Schur complement of d , $\mathbf{S}_k = \mathbf{A} - \frac{1}{d} \mathbf{b} \mathbf{b}^\top$ is also positive definite and its determinant is positive from the assumption. And $\det(\mathbf{M}) = \det(d) \det(\mathbf{A} - \frac{1}{d} \mathbf{b} \mathbf{b}^\top) =^{11} d \cdot \det(\mathbf{A} - \frac{1}{d} \mathbf{b} \mathbf{b}^\top) > 0$, which completes the proof. ■

11. By the fact that if matrix \mathbf{M} has a block formulation: $\mathbf{M} = \begin{bmatrix} \mathbf{A} & \mathbf{B} \\ \mathbf{C} & \mathbf{D} \end{bmatrix}$, then $\det(\mathbf{M}) = \det(\mathbf{D}) \det(\mathbf{A} - \mathbf{B} \mathbf{D}^{-1} \mathbf{C})$.

References

- Amir Beck. *First-Order Methods in Optimization*, volume 25. SIAM, 2017.
- Stephen Boyd and Lieven Vandenberghe. *Introduction to applied linear algebra: vectors, matrices, and least squares*. Cambridge university press, 2018.
- Stephen Boyd, Stephen P Boyd, and Lieven Vandenberghe. *Convex optimization*. Cambridge university press, 2004.
- Tianqi Chen, Ian Goodfellow, and Jonathon Shlens. Net2net: Accelerating learning via knowledge transfer. *arXiv preprint arXiv:1511.05641*, 2015.
- Moody T Chu, Robert E Funderlic, and Gene H Golub. A rank-one reduction formula and its applications to matrix factorizations. *SIAM review*, 37(4):512–530, 1995.
- Froilán M Dopico, Charles R Johnson, and Juan M Molera. Multiple lu factorizations of a singular matrix. *Linear algebra and its applications*, 419(1):24–36, 2006.
- Jean Gallier and Jocelyn Quaintance. *Fundamentals of Linear Algebra and Optimization*. Department of Computer and Information Science, University of Pennsylvania, 2017.
- Jean Gallier et al. The schur complement and symmetric positive semidefinite (and definite) matrices. *Penn Engineering*, pages 1–12, 2010.
- Israel Gohberg and Seymour Goldberg. A simple proof of the jordan decomposition theorem for matrices. *The American Mathematical Monthly*, 103(2):157–159, 1996.
- Gene H Golub and Charles F Van Loan. *Matrix computations*, volume 3. JHU press, 2013.
- Sergei A Goreinov and Eugene E Tyrtyshnikov. The maximal-volume concept in approximation by low-rank matrices. *Contemporary Mathematics*, 280:47–52, 2001.
- Sergei A Goreinov, Nikolai Leonidovich Zamarashkin, and Evgenii Evgen'evich Tyrtyshnikov. Pseudo-skeleton approximations by matrices of maximal volume. *Mathematical Notes*, 62(4):515–519, 1997.
- Sergei A Goreinov, Ivan V Oseledets, Dimitry V Savostyanov, Eugene E Tyrtyshnikov, and Nikolay L Zamarashkin. How to find a good submatrix. In *Matrix Methods: Theory, Algorithms And Applications: Dedicated to the Memory of Gene Golub*, pages 247–256. World Scientific, 2010.
- AW Hales and IBS Passi. Jordan decomposition. In *Algebra*, pages 75–87. Springer, 1999.
- Camille Jordan. *Traité des substitutions et des équations algébriques*. Gauthier-Villars, 1870.
- N Kishore Kumar and Jan Schneider. Literature survey on low rank approximation of matrices. *Linear and Multilinear Algebra*, 65(11):2212–2244, 2017.
- Jun Lu. A rigorous introduction for linear models. *arXiv preprint arXiv:2105.04240*, 2021.

- Jun Lu, Wei Ma, and Boi Faltings. Compnet: Neural networks growing via the compact network morphism. *arXiv preprint arXiv:1804.10316*, 2018.
- Wei Ma and Jun Lu. An equivalence of fully connected layer and convolutional layer. *arXiv preprint arXiv:1712.01252*, 2017.
- L Miranian and Ming Gu. Strong rank revealing lu factorizations. *Linear algebra and its applications*, 367:1–16, 2003.
- C-T Pan. On the existence and computation of rank-revealing lu factorizations. *Linear Algebra and its Applications*, 316(1-3):199–222, 2000.
- Gilbert W Stewart. *Matrix Algorithms: Volume 1: Basic Decompositions*. SIAM, 1998.
- Gilbert Strang. The fundamental theorem of linear algebra. *The American Mathematical Monthly*, 100(9):848–855, 1993.
- Gilbert Strang. *Introduction to linear algebra*. Wellesley-Cambridge Press Wellesley, 4th edition, 2009.
- Gilbert Strang. *Linear algebra and learning from data*. Wellesley-Cambridge Press Cambridge, 2019.
- Gilbert Strang. *Linear algebra for everyone*. Wellesley-Cambridge Press Wellesley, 2021.
- Lloyd N Trefethen and David Bau III. *Numerical linear algebra*, volume 50. Siam, 1997.
- Robert van de Geijn and Margaret Myers. Advanced linear algebra: Foundations to frontiers. *Creative Commons NonCommercial (CC BY-NC)*, 2020.
- Tao Wei, Changhu Wang, Yong Rui, and Chang Wen Chen. Network morphism. In *International Conference on Machine Learning*, pages 564–572. PMLR, 2016.
- Ming Yang. Matrix decomposition. *Northwestern University, Class Notes*, 2000.
- X Zhu and W Lin. Randomised pseudo-skeleton approximation and its application in electromagnetics. *Electronics letters*, 47(10):590–592, 2011.