
Examining average and discounted reward optimality criteria in reinforcement learning

Vektor Dewanto, Marcus Gallagher

School of Information Technology and Electrical Engineering
University of Queensland, Australia
v.dewanto@uqconnect.edu.au, marcusg@uq.edu.au

Abstract

In reinforcement learning (RL), the goal is to obtain an optimal policy, for which the optimality criterion is fundamentally important. Two major optimality criteria are average and discounted rewards, where the later is typically considered as an approximation to the former. While the discounted reward is more popular, it is problematic to apply in environments that have no natural notion of discounting. This motivates us to revisit a) the progression of optimality criteria in dynamic programming, b) justification for and complication of an artificial discount factor, and c) benefits of directly maximizing the average reward. Our contributions include a thorough examination of the relationship between average and discounted rewards, as well as a discussion of their pros and cons in RL. We emphasize that average-reward RL methods possess the ingredient and mechanism for developing the general discounting-free optimality criterion (Veinott, 1969) in RL.

1 Introduction

Reinforcement learning (RL) is concerned with sequential decision making, where a decision maker has to choose an action based on its current state. Determining the best actions amounts to finding an *optimal* mapping from every state to a probability distribution over actions available at that state. Thus, one fundamental component of any RL method is the optimality criterion, by which we define what we mean by such *optimal* mapping.

The most popular optimality criterion in RL is the discounted reward, e.g. Duan et al. (2016); Machado et al. (2018); Henderson et al. (2018). At the same time, there is growing interest in the average reward optimality, as surveyed by Mahadevan (1996a); Dewanto et al. (2020). In this paper, we revisit both criteria in order to obtain a comprehensive understanding of their relationship and comparison. This is important because the choice of optimality criteria affect almost every aspect of RL methods.

This paper presents a thorough examination of the connection between average and discounted rewards, as well as a discussion of their pros and cons in RL. It compiles and unifies key points that are scattered across average reward papers, which customarily contain justification for the deviation from the common practice of maximizing discounted rewards.

There exist few works that specifically compare and contrast average to discounted rewards in RL. Mahadevan (1994) empirically investigated average versus discounted reward Q-learning (which falls under the value-iteration style). Then, Tsitsiklis and Van Roy (2002) theoretically discussed average versus discounted reward temporal-difference (TD) methods for policy evaluation (which is part of the policy iteration style). Our work is devised through broader lens of refined optimality criteria (which generalize average and discounted rewards), *as well as* value- and policy-iteration algorithmic styles in RL. We provide updates to the seminal work of Mahadevan (1996b) in order to boost the resurgence of discounting-free RL.

Since RL is *approximate* dynamic programming (DP), we begin with reviewing optimality criteria in DP (Sec 2.1) along with the original interpretation of discounting (Sec 2.2). We then provide justification for discounting for environments without an original (natural) notion of discounting (Sec 3). This is followed by the difficulties that arise from introducing an artificial discount factor (Sec 4). Afterward, benefits from maximizing the average reward criterion are elaborated in Sec 5. Finally, we discuss our finding and viewpoint in Sec 6.

2 Preliminaries

Sequential decision making is often formulated as a Markov decision process (MDP) with a state set \mathcal{S} , an action set \mathcal{A} , a reward set \mathcal{R} , and a decision-epoch set \mathcal{T} . In this work, all but \mathcal{T} are finite sets, giving us an **infinite-horizon finite** MDP. At each discrete decision-epoch (timestep) $t \in \mathcal{T}$, a decision maker is at a state $s_t \in \mathcal{S}$, and chooses to then execute an action $a_t \in \mathcal{A}$. Consequently, it arrives at the next state s_{t+1} and earns an (immediate) reward r_{t+1} . For $t = 0, 1, \dots, t_{\max}$ with $t_{\max} = \infty$, it experiences a sequence (trajectory) of $s_0, a_0, r_1, s_1, a_1, r_2, \dots, s_{t_{\max}}$. Here S_0 , S_{t+1} and R_{t+1} are governed by the environment dynamics, which is fully specified by three **time-homogenous** entities. They are the initial state distribution $S_0 \sim p_{s_0}$, the transition distribution $S_{t+1} \sim p(\cdot | s_t, a_t)$, and the reward function $r_{t+1} = r(s_t, a_t) = \mathbb{E}[\sum_{r \in \mathcal{R}} \Pr\{r | s_t, a_t, S_{t+1}\} \cdot r] \leq r_{\max} < \infty$. In this work, we assume that the MDP is **unichain and aperiodic** (the former subsumes the recurrent class).

The solution to a sequential decision making problem is an *optimal* mapping from every state to a probability distribution over the set of available actions. It is optimal with respect to some optimality criterion (Sec 2.1). A mapping (henceforth, called a policy) generally depends on timestep t , i.e. $\pi_t : \mathcal{S} \times \mathcal{A} \mapsto [0, 1]$. The most specific solution space is the stationary and deterministic policy set Π_{SD} , where $\pi := \pi_0 = \pi_1 = \dots = \pi_{t_{\max}-1}$, and π has a single action support (hence, $\pi : \mathcal{S} \mapsto \mathcal{A}$). In this work, the most general is the stationary policy set $\Pi_{\mathcal{S}}$, which includes randomized and deterministic stationary policies.

2.1 Optimality criteria

In a basic notion of optimality, a policy with the largest *value* is optimal. That is,

$$v_x(\pi^*) \geq v_x(\pi), \quad \forall \pi \in \Pi_{\mathcal{S}}, \text{ and } \pi_x^* \text{ denotes the } x\text{-optimal policy}, \quad (1)$$

where the function v_x measures the value (utility) of a policy π based on the *infinite* reward sequence that it generates (in infinite-horizon MDPs). The subscript x indicates the specific type of value functions, which induces a specific x -optimality criterion.

Perhaps, the most intuitive value function is the *expected* total reward. That is,

$$v_{\text{tot}}(\pi, s) := \lim_{t_{\max} \rightarrow \infty} \mathbb{E}_{\mathcal{S}, \mathcal{A}} \left[\sum_{t=0}^{t_{\max}-1} r(S_t, A_t) \middle| S_0 = s, \pi \right], \quad \forall \pi \in \Pi_{\mathcal{S}}, \forall s \in \mathcal{S}. \quad (2)$$

However, v_{tot} may be infinite (unbounded, divergent, non-summable)¹. Howard (1960), therefore, examined the *expected* average reward (also termed the gain) defined as

$$v_g(\pi, s) := \lim_{t_{\max} \rightarrow \infty} \frac{1}{t_{\max}} \mathbb{E}_{\mathcal{S}, \mathcal{A}} \left[\sum_{t=0}^{t_{\max}-1} r(S_t, A_t) \middle| S_0 = s, \pi \right],$$

which is finite for all $\pi \in \Pi_{\mathcal{S}}$ and $s \in \mathcal{S}$. Alternatively, Blackwell (1962, Sec 4) attempted tackling the infiniteness of (2) through the *expected* total discounted reward², which was studied before by Bellman (1957), namely

$$v_{\gamma}(\pi, s) := \lim_{t_{\max} \rightarrow \infty} \mathbb{E}_{\mathcal{S}, \mathcal{A}} \left[\sum_{t=0}^{t_{\max}-1} \gamma^t r(S_t, A_t) \middle| S_0 = s, \pi \right], \quad \forall \pi \in \Pi_{\mathcal{S}}, \forall s \in \mathcal{S}, \quad (3)$$

¹If a limit is equal to infinity, then we assert that such a limit does not exist. Thus, no comparison can be carried out between finite and infinite policy values, as well as between infinite policy values.

²There are other discounting schemes, e.g. $1/(t^2 + t)$, $1/(1 + \kappa t)$ for $\kappa > 0$ (hyperbolic), and $t^{-\kappa}$ for $\kappa > 1$ (Hutter, 2006; Lattimore and Hutter, 2014), but they do not exhibit advantageous properties as the geometric discounting (3), such as its decomposition via (4). Hence, they are not considered in this work.

with a discount factor $\gamma \in [0, 1)$. In particular, according to what is later known as the truncated Laurent series expansion (5), Blackwell suggested finding policies that are γ -discounted optimal for all discount factors γ sufficiently close to 1. He also established their existence in finite MDPs. Subsequently, Smallwood (1966) identified that the discount factor interval can be divided into a *finite* number of intervals³, i.e. $[0 = \gamma_m, \gamma_{m-1}), \dots, [\gamma_0, \gamma_{-1} = 1)$, in such a way that there exist policies $\pi_{\gamma_i}^*$ for $0 \leq i \leq m$, that is γ -discounted optimal for all $\gamma \in [\gamma_i, \gamma_{i-1})$. This leads to the concept of Blackwell optimality. A policy π_{Bw}^* is Blackwell optimal if there exists a critical⁴ discount factor $\gamma_{\text{Bw}} \in [0, 1)$ such that

$$v_\gamma(\pi_{\text{Bw}}^*, s) \geq v_\gamma(\pi, s), \quad \text{for } \gamma_{\text{Bw}} \leq \gamma < 1, \text{ and } \forall s \in \mathcal{S}, \forall \pi \in \Pi_{\mathcal{S}}.$$

In order to obtain Blackwell optimal policies, Veinott (1969, Eqn 27) introduced a family of new optimality criteria. That is, a policy π_n^* is n -discount optimal for $n = -1, 0, \dots$, if

$$\lim_{\gamma \rightarrow 1} \frac{1}{(1 - \gamma)^n} \left(v_\gamma(\pi_n^*, s) - v_\gamma(\pi, s) \right) \geq 0, \quad \forall s \in \mathcal{S}, \forall \pi \in \Pi_{\mathcal{S}}.$$

He showed that $(n = |\mathcal{S}|)$ -discount optimality⁵ is equivalent to Blackwell's, roughly because the selectivity increases with n . Then, he developed a policy-iteration algorithm (for finding n -discount optimal policies) that relies on the full Laurent series expansion of v_γ . That is,

$$v_\gamma(\pi) = \frac{1}{\gamma} \left(\frac{\gamma}{1 - \gamma} \mathbf{v}_{-1}(\pi) + \mathbf{v}_0(\pi) + \sum_{n=1}^{\infty} \left(\frac{1 - \gamma}{\gamma} \right)^n \mathbf{v}_n(\pi) \right) \quad (\text{Full expansion}) \quad (4)$$

$$= \frac{1}{1 - \gamma} \mathbf{v}_{-1}(\pi) + \mathbf{v}_0(\pi) + \mathbf{e}(\pi, \gamma) \quad (\text{Truncated expansion}) \quad (5)$$

where $\mathbf{v}_n \in \mathbb{R}^{|\mathcal{S}|}$ for $n = -1, 0, \dots$ denote the expansion coefficients. The truncated form first appeared (before the full one) in Blackwell (1962, Thm 4a), where \mathbf{v}_{-1} is equivalent to the gain \mathbf{v}_g , and $\mathbf{e}(\pi, \gamma)$ converges to $\mathbf{0}$ as γ approaches 1, precisely $\lim_{\gamma \rightarrow 1} \mathcal{O}(1 - \gamma) = \mathbf{0}$.

2.2 Discounting in environments with an original notion of discounting

A environment with an original (natural) notion of discounting has a discount factor γ that encodes one of the following entities. Thus, γ is part of the environment definitions.

Firstly, *the time value of rewards*, i.e. *the value of a unit reward t timesteps in the future is γ^t* : This is related to psychological concepts. For example, some people prefer rewards now rather than latter (Mischel et al., 1972), assigning greater value to early rewards through a small γ (shortsighted). It is also natural to believe that there is more certainty about near- than far-future, because immediate rewards are (exponentially more) likely due to recent actions. The time preference is also well-motivated in economics (Samuelson, 1937). This includes γ for taking account of the decreasing value of money (because of inflation), as well as the interpretation of $(1 - \gamma)/\gamma$ as an interest rate. Moreover, commercial activities have failure (abandonment) risk due to changing government regulation and consumer preferences.

Secondly, *the uncertainty about random termination independent of the agent's actions*: Such termination comes from external control beyond the agent, e.g. someone shutting down a robot, engine failure (due to natural disaster), and death of any living organisms.

In particular, whenever the random termination time T_{max} follows a geometric distribution $\text{Geo}(p = 1 - \gamma)$, we have the following identity between the total and discounted rewards,

$$v_{T_{\text{max}}}(\pi, s) := \mathbb{E}_{\mathcal{S}, A} \left[\mathbb{E}_{T_{\text{max}}} \left[\sum_{t=0}^{T_{\text{max}}-1} r(S_t, A_t) \middle| S_0 = s, \pi \right] \right] = \underbrace{v_\gamma(\pi, s)}_{\text{See (3)}}, \quad \forall s \in \mathcal{S}, \forall \pi \in \Pi_{\mathcal{S}}, \quad (6)$$

where the discount factor plays the role of the geometric distribution parameter (Puterman, 1994, Prop 5.3.1). This discounting implies that at every timestep (for any state-action pair), the agent has

³See also Hordijk et al. (1985) and Feinberg and Schwartz (2002, Thm 2.16).

⁴It is critical in that it specifies the sufficiency of being close to 1 for attaining Blackwell optimal policies.

⁵This is later refined to $(n = |\mathcal{S}| - n_{\text{rc}}(\pi_{\text{Bw}}^*))$ -discount optimality, where $n_{\text{rc}}(\pi_{\text{Bw}}^*)$ is the number of recurrent classes under the Blackwell optimal policy (Feinberg and Schwartz, 2002, Thm 8.3, Sec 8.1.4).

a probability of $(1 - \gamma)$ for entering the 0-reward absorbing terminal state, see Fig 2a. Note that because γ is invariant to states and actions, this basic way of capturing the randomness of T_{\max} is inaccurate in most cases.

3 Why discount the rewards when there is no notion of discounting?

From now on, we focus on environments without *original* notion of discounting (cf. Sec 2.2). We emphasize the adjective “original” since any MDP can be thought of having some notion of discounting. This is because a Blackwell optimal policy is guaranteed to exist in finite MDPs (Puterman, 1994, Thm 10.1.4); implying the existence of its discount factor $\gamma_{\text{Bw}} \in (0, 1]$, and of a (potentially very long) finite horizon model that gives exactly the same Blackwell-optimal policy as infinite horizon models (see also Chang et al. (2013, Ch 1.3)).

When there is no *original* notion of discounting, the discount factor γ is imposed for bounded sums (Sec 2.1) and becomes part of the solution method (as an algorithm hyperparameter). In addition, we observe the following justifications for introducing artificial γ .

3.1 Approximation to the average reward (the gain) as γ approaches 1

For recurrent MDPs, the gain optimality is the most selective because there is no transient state (Feinberg and Schwartz, 2002, Sec 3.1). In such MDPs, this criterion yields a policy that induces *not only* optimal steady-state *but also* optimal transient behaviour (at recurrent states). Hence, one should target the gain optimality criterion. Nonetheless, the following relationships exist between the average reward v_g and the discounted reward v_γ . **First** is

$$v_g(\pi) = \lim_{\gamma \rightarrow 1} (1 - \gamma) v_\gamma(\pi, s), \forall s \in \mathcal{S} \quad (\text{Puterman, 1994, Cor 8.2.5}) \quad (7)$$

$$= (1 - \gamma) \sum_{s \in \mathcal{S}} p_\pi^*(s) v_\gamma(\pi, s). \quad (\text{Singh et al., 1994, Sec 5.3}) \quad (8)$$

The first equality (7) is based on the *truncated* Laurent series expansion of v_γ in (5). It also implies a connection between the stationary state distribution matrix \mathbf{P}_π^* and the *improper* discounted state distribution matrix \mathbf{P}_π^γ , namely $\mathbf{P}_\pi^* = \lim_{\gamma \rightarrow 1} (1 - \gamma) \{\mathbf{P}_\pi^\gamma := (\mathbf{I} - \gamma \mathbf{P}_\pi)^{-1}\}$. In (8), $p_\pi^*(s)$ is the s -component of any row of \mathbf{P}_π^* , denoting the stationary probability of s . An alternative derivation of (8) is provided by Sutton and Barto (2018, p254). **The second relationship** pertains to the gain gradient when a parameterized policy $\pi(\theta)$ is used, namely

$$\nabla v_g(\pi) = \lim_{\gamma \rightarrow 1} \left\{ \sum_{s \in \mathcal{S}} \sum_{s' \in \mathcal{S}} p_\pi^*(s) \underbrace{\sum_{a \in \mathcal{A}} p(s'|s, a) \pi(a|s) \nabla \log \pi(a|s) v_\gamma^\pi(s')}_{\nabla p_\pi(s'|s)} \right\} \quad (9)$$

$$= \underbrace{\sum_{s \in \mathcal{S}} \sum_{a \in \mathcal{A}} p_\pi^*(s) \pi(a|s) \left[q_\gamma^\pi(s, a) \nabla \log \pi(a|s) \right]}_{\text{involving the discounted state-action value } q_\gamma^\pi} + \underbrace{(1 - \gamma) \sum_{s \in \mathcal{S}} p_\pi^*(s) \left[v_\gamma^\pi(s) \nabla \log p_\pi^*(s) \right]}_{\text{involving the discounted state value } v_\gamma^\pi}, \quad (10)$$

where $v_g(\pi) := v_g(\pi(\theta))$, and $\nabla := \partial/\partial\theta$. The identity (9) was shown by Baxter and Bartlett (2001, Thm 2), whereas (10) by Morimura et al. (2010, Appendix A).

Thus, one can instead maximize the discounted reward, but merely as an approximation to the average reward because setting γ exactly to 1 in (7, 9) is prohibited by the definition of discount factors (3). It is an approximation in (8) whenever v_γ is weighted by the *transient* state distribution (instead of the stationary p_π^*), or by some initial state distribution p_{s_0} that is different from p_π^* . In (10), the second term of its right hand side (RHS) is typically ignored since estimating $\nabla \log p_\pi^*(s)$ is difficult in practice (for which the policy gradient theorem is needed (Sutton and Barto, 2018, Ch 13.2)). Consequently, $\nabla v_g(\pi)$ is approximated only by the first RHS term of (10), then by sampling $S \sim p_\pi^*$ and $A \sim \pi(\cdot|S)$.

Moreover, approximately maximizing the average reward via discounting is favourable because discounting formulation has several mathematical virtues, as described in Sec 3.3.

3.2 A technique for attaining Blackwell optimality (the most selective)

For unichain MDPs with transient states, the gain optimality (equivalent to $(n = -1)$ -discount optimality) is underselective since it ignores the transient behaviour at transient states. The selectiveness can be refined up to the most selective by increasing the value of n from -1 to 0 (or higher if needed) in the family of n -discount optimality. This can also be achieved by specifying a discount factor γ that lies in the Blackwell’s interval, i.e. $\gamma \in [\gamma_{\text{BW}}, 1)$, because a Blackwell optimal policy is also optimal for all $n = -1, 0, \dots$ in n -discount optimality (Puterman, 1994, Thm 10.1.5). Hence, Blackwell optimality is always the most selective.

Targetting the Blackwell optimality is imperative, especially for episodic environments that are commonly modeled as infinite-horizon MDPs (so that the stationary deterministic policy set Π_{SD} is a sufficient space to look at for optimal policies).⁶ Such modeling is carried out by augmenting the state set with a 0-reward absorbing terminal state s^{zrat} , as shown in Fig 2a. This yields a unichain MDP with non-empty set of transient states. Note that for s^{zrat} -models, the total reward optimality (whose v_{tot} is finite) is equivalent to $(n = 0)$ -discount optimality (Puterman, 1994, Prop 10.4.2). Their optimal policies are also Blackwell optimal, but only if $(n = 0)$ -discount is already the most selective criterion (see Figs 2c and 2d).

3.3 Contraction, variance reduction, and independence from chain structures

The discounted reward optimality is easier to deal with than its average reward counterpart. This can be attributed to three main factors as follows.

First, the discounted-reward theory holds regardless of the structure of the induced Markov chain, whereas that of the average reward involves such a structure. Because in RL settings, the transition probability is unknown (let alone the chain structure), this means that average reward algorithms require estimation or assumption about chain structures, specifically whether unichain or multichain, as well as periodic or aperiodic. In contrast, discounted reward algorithms do not call for such structural (and periodicity) determination.

Second, the discounted Bellman optimality operator \mathbb{B}_γ^* is contractive, where the discount factor γ serves as the contraction modulus (i.e. any real number in $[0, 1)$). That is,

$$\|\mathbb{B}_\gamma^*[v_\gamma] - \mathbb{B}_\gamma^*[v'_\gamma]\|_\infty \leq \gamma \|v_\gamma - v'_\gamma\|_\infty, \quad \text{for any discounted value vectors } v_\gamma, v'_\gamma \in \mathbb{R}^{|S|}.$$

This means that \mathbb{B}_γ^* makes v_γ and v'_γ closer by at least γ such that the sequence of iterates $v_\gamma^{k+1} \leftarrow \mathbb{B}_\gamma^*[v_\gamma^k]$ converges to the fixed point of \mathbb{B}_γ^* (i.e. the optimal discounted value) as $k \rightarrow \infty$. In state-wise form, $\mathbb{B}_\gamma^*[v_\gamma(s)] := \max_{a \in \mathcal{A}} \left[r(s, a) + \gamma \sum_{s' \in \mathcal{S}} p(s'|s, a) v_\gamma(s') \right], \forall s \in \mathcal{S}$. The similar contraction property applies to the discounted Bellman expectation operator.

In the absense of γ , the contraction no longer prevails. This is the case for the average reward Bellman optimality equation \mathbb{B}_g^* . As a result, the basic value iteration based on \mathbb{B}_g^* is not guaranteed to converge (Mahadevan, 1996a, Sec 2.4.3).

Third, discounting can be used to reduce the variance of, for example policy gradient estimates, at the cost of bias-errors (Baxter and Bartlett, 2001, Thm 3; Kakade, 2001, Thm 1). In particular, the variance (*the bias-error*) increases (*decreases*) as a function of $1/(1 - \gamma)$. This is because the effective number of timesteps (horizon) can be controlled by γ . Note that the discounted reward v_γ (in infinite horizon) can be ϵ -approximated by a fixed finite-horizon, i.e. $\hat{t}_{\max}^\epsilon = \lceil \log_\gamma \frac{(1-\gamma)\epsilon}{r_{\max}} \rceil$ for $\epsilon > 0$ and non-negative rewards.

4 Artificial discount factor is sensitive and troublesome

The discount factor γ is said to be sensitive because the performance of RL methods often depends largely on γ . Fig 1a illustrates this phenomenon using Q_γ -learning with various γ . As can be

⁶For any finite-horizon MDP, the optimal policy is *generally* non-stationary, where it depends on both the state and the number of remaining timesteps. Intuitively, if we had only 1 week to live, would we act the same way as if we had 10 years to live?

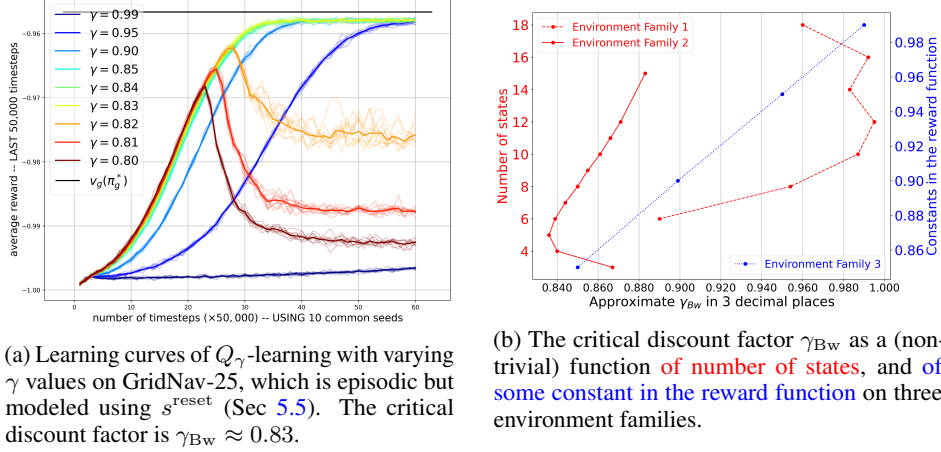


Figure 1: Empirical results illustrating the sensitivity and troublesomeness of artificial discount factors γ . For experimental setup, see Appendix A.

observed, higher γ leads to slower convergence, whereas lower γ leads to suboptimal policies. This trade-off is elaborated in Secs 4.1 and 4.2. Additionally, Fig 3 shows the effect of γ on the optimization landscapes on which policy gradient methods operate.

The artificial γ is troublesome because its critical value, i.e. γ_{Bw} , is difficult to determine, even in DP where the MDP is known (Hordijk et al., 1985). This is exacerbated by the fact that γ_{Bw} is specific to each environment instance (even from the same environment family, see Fig 1b). As shown in Fig 1a, γ_{Bw} is desirable since it makes Q_γ -learning not only converge to the highest gain, but also achieve the fastest rate of learning. Apart from that, γ is troublesome as it also demands extra care, e.g. when deriving policy gradient algorithms that involve the *discounted* state distribution (Nota and Thomas, 2020; Thomas, 2014).

4.1 Higher discount factors lead to slower convergence

Based on (7), it is obvious that increasing γ closer to 1 makes the scaled discounted reward $(1 - \gamma)v_\gamma$ approaches the average reward v_g , yielding more and more accurate estimates of gain optimal policies. However, such setting leads to a lower rate of convergence, not to mention the numerical issues (since for example, the term $1/(1 - \gamma)$ explodes). This becomes unavoidable if γ_{Bw} is very close to unity because for Blackwell optimality, $\gamma \geq \gamma_{Bw}$.

The slow convergence can be explained by examining the effect of the effective horizon induced by γ . That is, as γ approaches 1, the reward information is propagated to more states (Beleznyay et al., 1999, Fig 1). We can also obtain an intuitive reason from discounted policy gradient methods. That is, an i.i.d state sample from the discounted state distribution is the last state of a trajectory whose length is drawn from a geometric distribution $Geo(p = 1 - \gamma)$. Evidently, the closer γ to 1, the longer the required trajectory.

There are numerous works that demonstrate slow convergence due to higher γ , where essentially the error (hence, iteration/sample complexity) grows in $1/(1 - \gamma)$. To name a few, they are (Thrun and Schwartz, 1993, Fig 3; Melo and Ribeiro, 2007, Thm 1; Fan et al., 2020, Thm 4.4) for Q-learning with function approximators, (Sutton and Barto, 2018, Eqn 9.14, 12.8) for TD learning, and (Agarwal et al., 2019, Table 1, 2) for policy gradient methods. We note that Devraj and Meyn (2020) proposed a variant of Q-learning whose sample complexity is independent of γ , but with extra hyperparameters and for a specific environment type.

4.2 Lower discount factors likely lead to suboptimal policies

Setting γ further from 1 such that $\gamma < \gamma_{Bw}$ yields γ -discounted optimal policies that are suboptimal with respect to the most selective criterion (see Fig 1a). From the gain optimality standpoint, lower γ makes $(1 - \gamma)v_\gamma$ deviate from v_g in the order of $O(1 - \gamma)$ (Baxter and Bartlett, 2001). More

generally, $\gamma < \gamma_{\text{Bw}}$ induces an optimal policy $\pi_{\gamma < \gamma_{\text{Bw}}}^*$ that is not Blackwell optimal (hence, not gain optimal). This means that the global maximum of a $(\gamma < \gamma_{\text{Bw}})$ -discounted landscape does not coincide with that of the gain landscape, see Fig 3.

Petrik and Scherrer (2008, Thm 2) established the following error bound due to misspecifying a discount factor $\gamma < \gamma_{\text{Bw}}$. That is,

$$\|\mathbf{v}_{\gamma_{\text{Bw}}}^* - \mathbf{v}_\gamma^*\|_\infty \leq \frac{(\gamma_{\text{Bw}} - \gamma)r_{\max}}{(1 - \gamma)(1 - \gamma_{\text{Bw}})}, \quad \text{for } \mathbf{v}_{\gamma_{\text{Bw}}}^*, \mathbf{v}_\gamma^* \in \mathbb{R}^{|\mathcal{S}|}, \text{ and } \mathbf{v}_\gamma^* := \mathbf{v}_\gamma(\pi_\gamma^*) \text{ for any } \gamma.$$

Subsequently, Jiang et al. (2016) refined the above error bound by taking into account the transition and reward functions. They also highlighted that the error as a function of γ is *not* monotonically decreasing (with increasing γ). This is consistent with what Smallwood (1966) observed, i.e. multiple disconnected intervals that share the same γ -discounted optimal policy. We note that specifically for sparse-reward environments (where non-zero rewards are not received in every step), a lower discount factor $\gamma < \gamma_{\text{Bw}}$ is likely to improve the performance of RL algorithms (Petrik and Scherrer, 2008, Thm 10). They argue that lowering γ decreases the value approximation error $\|\mathbf{v}_\gamma^* - \hat{\mathbf{v}}_\gamma^*\|_\infty$ more significantly than it increases the discount-factor error $\|\mathbf{v}_{\gamma_{\text{Bw}}}^* - \mathbf{v}_\gamma^*\|_\infty$.

5 Benefits of directly maximizing the average reward in recurrent MDPs

In this Section, we enumerate the benefits of directly maximizing the average reward (the gain) in recurrent MDPs. Loosely speaking, such chain structures are found in continuing environments with cyclical events across all states. In episodic environments, we can obtain a recurrent MDP by explicitly modeling the episode repetition, as explained in Sec 5.5.

The combination of recurrent MDPs and gain optimality is advantageous. There is no discount factor γ involved (as a by-product), removing the difficulties due to artificial discounting (Sec 4). Other benefits are described in the following Subsections.

5.1 Unconditionally the most selective criterion

Gain optimality is the most selective criterion for recurrent MDPs, as discussed in Sec 3.1. Hence, it is equivalent to Blackwell optimality unconditionally, as well as instantaneously without any parameter tuning, which is needed for the discounted reward criterion (Sec 3.2).

5.2 Uniformly optimal policies

Since recurrent (up to unichain) MDPs have only a single recurrent class (chain), the gain of any policy is constant across all states. As a result, average-reward policy gradient methods maximize an objective (i.e. $v_g(\pi)$) that is independent of initial state distribution p_{s_0} . This yields uniformly optimal policies, which are optimal for all initial states or all initial state distributions (Altman, 1999, Def 2.1). In contrast, the discounted-reward counterpart has an objective that is defined with respect to some p_{s_0} . Consequently, the resulting policy is optimal for only one p_{s_0} , but may not for the others; hence, it is non-uniformly optimal.

5.3 Potentially higher convergence rate

Without delving into specific algorithms, there are at least two reasons for faster convergence of average reward methods, as hinted by Schwartz (1993, Sec 6) and Van Roy (1998, p114). **First** is the common gain across states. Such commonality eases the gain approximation.

Second, average reward methods optimize solely the gain term v_g in the Laurent series expansion of v_γ in (4). On the other hand, their discounted reward counterparts optimize the gain, bias, and higher-order terms altogether simultaneously. The implication becomes substantial whenever γ_{Bw} is relative far below 1, as can be observed in (5).

5.4 Less discrepancy between the learning objective and performance metric

Since there are only a finite number of timesteps (as the training budget) and no original notion of discounting, the *final* learning performance is typically measured by the average return over the last

experiment-episodes⁷ (Machado et al., 2018, Sec 5.2; Henderson et al., 2018, Fig 2). That is,

$$\bar{\psi}_{\text{tot}}^{\text{final}} := \frac{1}{n_{\text{xep}}^{\text{last}}} \sum_{i=j+1}^{n_{\text{xep}}} \underbrace{\left[\sum_{t=1}^{\hat{t}_{\text{max}}^{\text{xep}(i)}+1} r_t^{(i)} \right]}_{\text{return}} \approx \underbrace{\mathbb{E} \left[\sum_{t=1}^{\hat{t}_{\text{max}}^{\text{xep}}+1} R_t \middle| \hat{\pi} \right]}_{\text{finite-horizon total reward}} \propto \underbrace{\frac{1}{\hat{t}_{\text{max}}^{\text{xep}}+1} \mathbb{E} \left[\sum_{t=1}^{\hat{t}_{\text{max}}^{\text{xep}}+1} R_t \middle| \hat{\pi} \right]}_{\text{finite-horizon average reward}} \approx v_g(\hat{\pi}), \quad (11)$$

with $j = n_{\text{xep}} - n_{\text{xep}}^{\text{last}}$. Here, n_{xep} denotes the number of i.i.d experiment-episodes, from which we pick the last $n_{\text{xep}}^{\text{last}}$ experiment-episodes once the learning is deemed converged to a final learned policy $\hat{\pi}$. As can be observed, the expectation of $\bar{\psi}_{\text{tot}}^{\text{final}}$ converges as $n_{\text{xep}}^{\text{last}} \rightarrow \infty$ to the expected finite-horizon total reward, which is proportional to the expected finite-horizon average reward. The latter is an approximation to the gain $v_g(\hat{\pi})$ due to the finiteness of $\hat{t}_{\text{max}}^{\text{xep}}$.

We argue that the performance metric $\bar{\psi}_{\text{tot}}^{\text{final}}$ has less discrepancy with respect to the gain v_g than to the discounted reward v_γ . This means that what is measured during training is more aligned to what the agent learns (optimizes). **The first reason** comes from the fact that $\hat{t}_{\text{max}}^{\text{xep}}$ is typically fixed for all experiment-episodes during training.⁸ It is not randomly sampled from a geometric distribution $\text{Geo}(p = 1 - \gamma)$ even when maximizing the discounted reward because the environment originally has no notion of discounting. If it was sampled from such a geometric distribution, then the expectation of $\bar{\psi}_{\text{tot}}^{\text{final}}$ would converge to v_γ (following the identity in (6)), but pose a risk of miss-specifying γ (as explained in Sec 4.2). This gap due to discounting is highlighted by Schwartz (1993, Sec 3), van Hasselt (2011, p25), Dabney (2014, p47, 48), and Van Seijen et al. (2019, Sec 2). **The second reason** is because the induced Markov chain may reach stationarity (or close to it) within $\hat{t}_{\text{max}}^{\text{xep}}$ in some environments. If it happens, then some number of rewards are generated from states sampled from the stationary state distribution; making the approximation to v_g more accurate.

5.5 Modeling the episode repetition explicitly in episodic environments

In order to obtain infinite-horizon recurrent MDPs for episodic environments, we can explicitly model their (original) episode repetition. To this end, we augment the state set with a resetting terminal state s^{reset} that has a single available reset action a^{reset} . This action is responsible for a deterministic transition from s^{reset} to the initial state $S_0 \sim p_{s_0}$, which incurs a reward of 0. Without loss of generality, the conversion with deterministic s_0 is as follows,

$$p^{\text{reset}}(s'|s, a) = \begin{cases} 1 & \text{if } s = s^{\text{reset}}, a = a^{\text{reset}}, s' = s_0, \\ p(s'|s, a) & \text{otherwise,} \end{cases}$$

$$r^{\text{reset}}(s, a, s') = \begin{cases} 0 & \text{if } s = s^{\text{reset}}, a = a^{\text{reset}}, s' = s_0, \\ r(s, a, s') & \text{otherwise.} \end{cases}$$

We call this approach s^{reset} -modeling⁹(Fig 2b). For comparison, an MDP with 0-reward absorbing terminal state (called s^{zrat} -modeling in Fig 2a) induces a unichain MDP with transient states, where the gain is trivially 0 for *all* stationary policies (rendering the gain optimality underselective, see Sec 3.2).

The s^{reset} -modeling suits the fact that in practice, an RL-agent is expected to run in multiple episodes, e.g. to play some game repeatedly. By using s^{reset} -modeling, we can train an agent operating on episodic environments in the same practical way as if it were operating on continuing environments. That is, we set an experiment-episode length $\hat{t}_{\text{max}}^{\text{xep}}$ (ideally larger than the mixing time) and carry out multiple experiment-episodes. This $\hat{t}_{\text{max}}^{\text{xep}}$ also helps exploration in terms of stopping degenerate behaviours, such as refusing to serve the ball in Atari Tennis, and persistently

⁷The term “experiment-episode” refers to one simulation (run) and is applicable to both episodic and continuing environments. Note that the term “episode” only makes sense in episodic environments.

⁸One standard practice is to set $\hat{t}_{\text{max}}^{\text{xep}}$ to some constant far less than the training budget in order to obtain multiple experiment-episodes (Amiranashvili et al., 2018, Eqn 2). For example, the parameter max_episode_steps at https://github.com/openai/gym/blob/master/gym/envs/__init__.py.

⁹The s^{reset} -modeling requires that a) termination is inevitable with probability 1 under all stationary policies (which is commonly assumed for episodic environments), and b) there is no original notion of discounting that operates from $t = 0$ until the end of an episode. Recall both are the focus of this work.

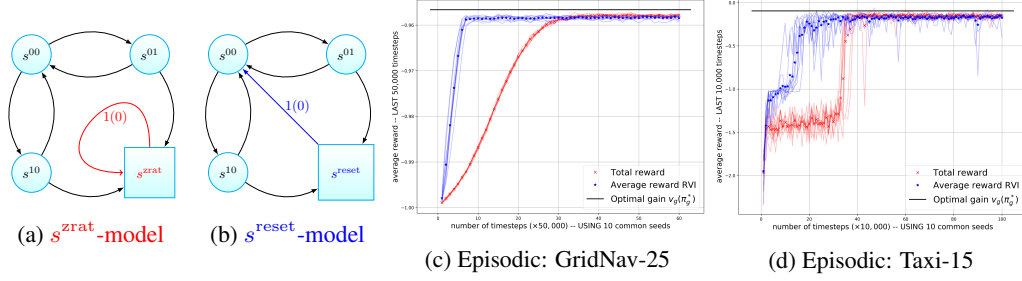


Figure 2: Symbolic diagrams of (a) s^{zrat} -model and (b) s^{reset} -model, where the deterministic initial state is $s_0 = s^{00}$, and edge labels indicate transition probabilities and rewards (inside the brackets). Subplots (c) and (d) depict the learning curves of Q-learning using both models on two episodic environments. For experimental setup, see Appendix A.

hitting a wall in grid navigation. Note that termination (due to $\hat{t}_{\max}^{\text{exp}}$) of an experiment-episode in s^{reset} -model does not necessarily happen in the terminal state (which is defunct in s^{reset} -model in that it does not lead to termination but reset). Lastly, just as the zero state-value of the terminal state (i.e. $v_{\gamma}^{\pi}(s^{\text{zrat}}) = 0$) in discounted reward s^{zrat} -modeling, we can have a zero state-value of the resetting state (i.e. $v_b^{\pi}(s^{\text{reset}}) = 0$) in the average reward s^{reset} -modeling, where v_b denotes the relative value of bias.

Figs 2c and 2d depict learning curves of Q-learning agents trained using two different schemes on two episodic environments. The first scheme uses the s^{zrat} -model and maximizes the total reward criterion, whereas the second scheme the s^{reset} -model and the average reward criterion. Both schemes have the same experiment-episode length¹⁰, and are gauged by the same metric: the finite-time average reward (11). As can be observed, the second scheme leads to a higher rate of convergence, at least on those GridNav-25 and Taxi-15 environments.

On explicitly modeling the episode repetition: A similar conception was used by Pardo et al. (2018). They proposed bootstrapping from the value of the state at the end of each experiment-episode for random-horizon episodic environments. Previously, White (2017) introduced a unification of episodic and continuing environment specifications. It is carried out via transition-based discounts, where the discount factor from the terminal to initial states is set to 0. As noted by the author, the transition-based discount breaks the Laurent-expansion-based connection between the discounted and average reward criteria.

6 Discussions

The route of maximizing the average reward through the discounted reward in RL seems to follow Blackwell’s γ -discounted approach (1962) to Howard’s average reward (1960) in DP. As explained in Sec 2.1, the major successive development of Blackwell’s came from Veinott who introduced a family of n -discount optimality criteria (1969). Then, he developed an algorithm for obtaining n -discount optimal policies, from which policies that are considered nearly-optimal and optimal by Blackwell emerge as special cases, namely $(n = 0)$ - and $(n = \infty)$ -discount optimal policies, respectively. Both imply average reward optimality.

Like in DP, the route in RL should be completed by devising methods based on Veinott optimality criteria. To this end, average reward RL methods constitute the first step in the following sense. **First**, they yield a set of approximately $(n = -1)$ -discount optimal policies, from which higher n -discount optimal policies are sought. This follows the mechanism of the n -discount optimality policy iteration (Puterman, 1994, Ch 10.3). **Second**, they share the same policy evaluation quantities as the others in the family of n -discount criteria. Those are the gain and bias of a policy. Thus, advancement on gain and bias estimation is transferable to higher n -discount methods for attaining Blackwell optimal policies.

¹⁰On episodic environments, an agent is always transported back to the initial state after reaching the terminal state, regardless of the training scheme. This activity is not modeled by s^{zrat} -modeling.

Directly maximizing the average reward brings several benefits, as described in Sec 5. It is also evidently free from any γ -related difficulties (Sec 4). It is interesting now to discuss whether those benefits outweigh the lost of all the virtues of γ (Sec 3).

Approximating the average reward via discounting (Sec 3.1) is not without caveats. Taking γ really close to 1 slows the convergence, as well as increases the variance of, for example, policy gradient estimates. On the other hand, lowering γ poses the risk of suboptimality (with respect to the most selective criterion). This trade-off can be potentially guided by the critical discount factors γ_{Bw} (Sec 3.2). Specifically in RL, it is likely not the exact value of γ_{Bw} that is needed, but some value around it because of the interplay among γ -dependent approximation layers. Thus, fine-tuning γ is always a crucial yet non-trivial task, dealing with possibly non-concave and non-differentiable learning performance functions with respect to γ (even though the domain of such a univariate function is limited to $[0, 1)$). Research on this front has been going on with some progress. In that regard, Veinott’s criteria (including average reward optimality) can be viewed as an alternative towards achieving the most selective Blackwell optimal policies in RL.

There are several ways to compensate for the other merits of discounting (Sec 3.3), which are missed due to maximizing the average reward. **First**, the *relative* value iteration (VI) has been shown to alleviate the non-contractive nature of *basic* VI in average rewards (Abounadi et al., 2001). There are also policy gradient methods whose convergence follows that of stochastic gradient ascents. Their policy evaluation can be carried out by minimizing some estimation loss via stochastic gradient descents, without reliance on the average reward Bellman expectation operator. **Second**, in the average reward line of works, the ultimate goal is an algorithm that can handle non-constant gain (across all states) of stationary policies, i.e. multichain average reward RL. Because of its generality (hence, sophistication), it does not require prior determination of the chain structure. Until then, we have to impose a unichain assumption (for a constant gain), which is not that restrictive as it already generalizes the recurrent class. **Third**, for variance reduction, we can simply truncate the experiment-episode length and/or apply baseline subtraction techniques.

To conclude, we advocate directly maximizing the average reward in RL. It is the root for approaching Blackwell optimality through Veinott criteria. It also eliminates any complication due to artificial discounting. Future works include investigating to what extent exploration strategies for discounted rewards applies to RL aiming at Veinott criteria.

References

- Abounadi, J., Bertsekas, D., and Borkar, V. S. (2001). Learning algorithms for markov decision processes with average cost. *SIAM J. Control Optim.*, 40(3).
- Agarwal, A., Kakade, S. M., Lee, J. D., and Mahajan, G. (2019). On the theory of policy gradient methods: Optimality, approximation, and distribution shift. *arXiv: 1908.00261*.
- Altman, E. (1999). *Constrained Markov Decision Processes*. Taylor & Francis.
- Amiranashvili, A., Dosovitskiy, A., Koltun, V., and Brox, T. (2018). TD or not TD: analyzing the role of temporal differencing in deep reinforcement learning. *arXiv: 1806.01175*.
- Baxter, J. and Bartlett, P. L. (2001). Infinite-horizon policy-gradient estimation. *J. Artif. Int. Res.*, 15(1).
- Beleznay, F., Grobler, T., and Szepesvari, C. (1999). Comparing value-function estimation algorithms in undiscounted problems. Technical report.
- Bellman, R. (1957). *Dynamic Programming*. Princeton University Press.
- Blackwell, D. (1962). Discrete dynamic programming. *Ann. Math. Statist.*
- Brockman, G., Cheung, V., Pettersson, L., Schneider, J., Schulman, J., Tang, J., and Zaremba, W. (2016). Openai gym.
- Chang, H. S., Hu, J., Fu, M. C., and Marcus, S. I. (2013). *Simulation-Based Algorithms for Markov Decision Processes*. Springer, 2nd edition.

- Dabney, W. C. (2014). *Adaptive step-sizes for reinforcement learning*. PhD thesis, Computer Science Department, University of Massachusetts Amherst.
- Devraj, A. M. and Meyn, S. P. (2020). Q-learning with uniformly bounded variance: Large discounting is not a barrier to fast learning. *arXiv: 2002.10301*.
- Dewanto, V., Dunn, G., Eshragh, A., Gallagher, M., and Roosta, F. (2020). Average-reward model-free reinforcement learning: a systematic review and literature mapping. *arXiv: 2010.08920*.
- Duan, Y., Chen, X., Houthooft, R., Schulman, J., and Abbeel, P. (2016). Benchmarking deep reinforcement learning for continuous control. In *ICML*.
- Fan, J., Wang, Z., Xie, Y., and Yang, Z. (2020). A theoretical analysis of deep q-learning. In *Proceedings of Conf. on Learning for Dynamics and Control*.
- Feinberg, E. A. and Shwartz, A. (2002). *Handbook of Markov Decision Processes: Methods and Applications*, volume 40. Springer US.
- Henderson, P., Islam, R., Bachman, P., Pineau, J., Precup, D., and Meger, D. (2018). Deep reinforcement learning that matters. In *AAAI Conference*.
- Hordijk, A., Dekker, R., and Kallenberg, L. C. M. (1985). Sensitivity analysis in discounted markovian decision problems. *Operations Research Spektrum*, 7:143 – 151.
- Howard, R. A. (1960). *Dynamic Programming and Markov Processes*. Technology Press of the Massachusetts Institute of Technology.
- Hutter, M. (2006). General discounting versus average reward. In *Algorithmic Learning Theory*. Springer Berlin Heidelberg.
- Jiang, N., Singh, S., and Tewari, A. (2016). On structural properties of mdps that bound loss due to shallow planning. In *IJCAI*. AAAI Press.
- Kakade, S. (2001). Optimizing average reward using discounted rewards. In *COLT*.
- Lattimore, T. and Hutter, M. (2014). General time consistent discounting. *Theoretical Computer Science*, 519. Algorithmic Learning Theory.
- Machado, M. C., Bellemare, M. G., Talvitie, E., Veness, J., Hausknecht, M. J., and Bowling, M. (2018). Revisiting the arcade learning environment: Evaluation protocols and open problems for general agents. *JAIR*.
- Mahadevan, S. (1994). To discount or not to discount in reinforcement learning: A case study comparing r learning and q learning. In *ICML*.
- Mahadevan, S. (1996a). Average reward reinforcement learning: Foundations, algorithms, and empirical results. *Machine Learning*.
- Mahadevan, S. (1996b). Sensitive discount optimality: Unifying discounted and average reward reinforcement learning. In *ICML*.
- Melo, F. S. and Ribeiro, M. I. (2007). Q-learning with linear function approximation. In *COLT*.
- Mischel, W., Ebbesen, E. B., and Zeiss, A. R. (1972). Cognitive and attentional mechanisms in delay of gratification. *Journal of personality and social psychology*, 21(2).
- Morimura, T., Uchibe, E., Yoshimoto, J., Peters, J., and Doya, K. (2010). Derivatives of logarithmic stationary distributions for policy gradient reinforcement learning. *Neural Computation*, 22(2):342–376.
- Nota, C. and Thomas, P. S. (2020). Is the policy gradient a gradient? *arXiv: 1906.07073*.
- Pardo, F., Tavakoli, A., Levdi, V., and Kormushev, P. (2018). Time limits in reinforcement learning. In *Proceedings of ICML*.

- Petrik, M. and Scherrer, B. (2008). Biasing approximate dynamic programming with a lower discount factor. In *NIPS*.
- Puterman, M. L. (1994). *Markov Decision Processes: Discrete Stochastic Dynamic Programming*. John Wiley & Sons, Inc., 1st edition.
- Samuelson, P. A. (1937). A note on measurement of utility. *Review of Economic Studies*, 4.
- Schwartz, A. (1993). A reinforcement learning method for maximizing undiscounted rewards. *ICML*, pages 298–305.
- Singh, S. P., Jaakkola, T. S., and Jordan, M. I. (1994). Learning without state-estimation in partially observable markovian decision processes. In *ICML*.
- Smallwood, R. D. (1966). Optimum policy regions for markov processes with discounting. *Oper. Res.*, 14:658–669.
- Strens, M. J. A. (2000). A bayesian framework for reinforcement learning. In *ICML*.
- Sutton, R. S. and Barto, A. G. (2018). *Introduction to Reinforcement Learning*. MIT Press.
- Thomas, P. (2014). Bias in natural actor-critic algorithms. In *ICML*.
- Thrun, S. and Schwartz, A. (1993). Issues in using function approximation for reinforcement learning. In *Proceedings of Connectionist Models Summer School*.
- Tsitsiklis, J. N. and Van Roy, B. (2002). On average versus discounted reward temporal-difference learning. *Machine Learning*, 49.
- van Hasselt, H. P. (2011). *Insights in Reinforcement Learning: formal analysis and empirical evaluation of temporal-difference learning algorithms*. PhD thesis, Univ. Utrecht.
- Van Roy, B. (1998). *Learning and Value Function Approximation in Complex Decision Processes*. PhD thesis, MIT.
- Van Seijen, H., Fatemi, M., and Tavakoli, A. (2019). Using a logarithmic mapping to enable lower discount factors in reinforcement learning. In *Advances in NIPS*.
- Veinott, A. F. (1969). Discrete Dynamic Programming with Sensitive Discount Optimality Criteria. *The Annals of Mathematical Statistics*, 40(5):1635 – 1660.
- White, M. (2017). Unifying task specification in reinforcement learning. In *ICML*.

APPENDIX

A Experimental setups: environments and learning methods

GridNav- n (episodic) refers to an n -by- n grid world with no obstacle. An agent has to navigate from an initial to the goal (terminal) states. Every state has four available actions, i.e. major compass directions. The state-transition stochasticity is governed by action-slip parameters. If an action brings the agent beyond the grid world, then the agent stays at the current grid. There is +1 reward for transitioning to the goal; any other movement costs -1 .

Taxi- n (episodic) refers to the n -by- n grid Taxi environment (Brockman et al., 2016). With respect to the original, the number of obstacles are increased accordingly with n , whereas the number of passengers and pickup/drop-off locations are kept the same.

The environment families 1, 2, and 3 are adopted from the access-control queuing task (Sutton and Barto, 2018, p252), the Chain problem (Strens, 2000, Fig 1), and the torus MDP (Morimura et al., 2010, Fig 2), respectively.

The learning method used for Figs 1 and 2 is Q-learning that relies on the Bellman optimality equation to produce iterates of optimal action value approximation. That is, $\hat{q}_\gamma^*(s_t, a_t) \leftarrow (1 - \alpha_t)\hat{q}_\gamma^*(s_t, a_t) + \alpha_t\{r_{t+1} + \gamma \max_{a \in \mathcal{A}} \hat{q}_\gamma^*(s_{t+1}, a)\}$ with a positive learning rate α_t (here, we used a fine-tuned constant α). This is for Q_γ -learning for discounted reward criterion. Its average reward counterpart, called Q_b -learning, has a similar update but with the omission of γ and the subtraction of an estimate of the optimal gain \hat{v}_g^* from r_{t+1} . Following the relative value iteration (RVI) technique (Abounadi et al., 2001, Sec 2.2), $\hat{v}_g^* \leftarrow \max_{a \in \mathcal{A}} \hat{q}_b^*(s_{\text{ref}}, a)$ with a prescribed reference state s_{ref} . For total reward criterion, \hat{q}_γ^* is updated with γ set to 1, which converges as long as the total reward is finite (Schwartz, 1993, p2). The estimate \hat{q}_x^* is initialized optimistically to large values to encourage exploration.

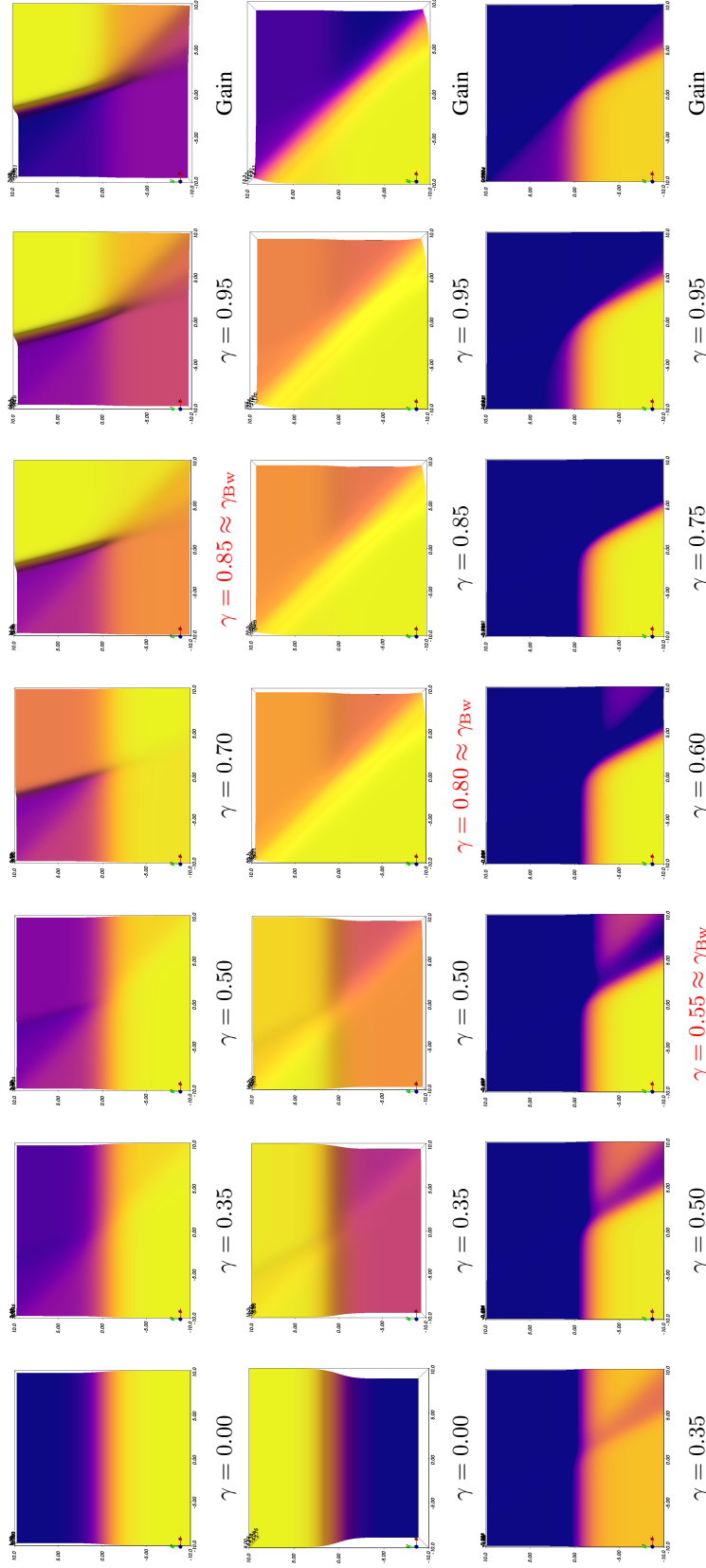


Figure 3: Optimization landscapes as a function of two real policy parameters $\theta \in \mathbb{R}^2$ (i.e. horizontal and vertical axes in each subplot) on three environments (from top to bottom rows: Chain, Taxicab, and Torus). All but the rightmost (i.e. the gain v_g) columns correspond to the scaled discounted reward $(1 - \gamma)v_\gamma$ using the indicated discount factor γ of randomized policies $\pi(\theta)$. The color maps the lowest value to dark-blue, and the highest value to yellow, where such lowest and highest values are of the “worst” and the optimal *deterministic* policies with respect to the corresponding criterion (note that different subplots have different lowest and highest values). As anticipated, the discounted-reward landscape becomes more and more similar to its average-reward counterpart as γ approaches 1. Particularly, $\gamma \geq \gamma_{\text{BW}}$ induces a landscape, whose global maximum coordinate coincides with that of the gain. Note that the gain landscape in the bottom row does not have yellow color because there is a significant difference between the gain g^* of the optimal deterministic policy *and* the maximum gain \hat{g}^* across the shown landscape (which is only a portion of the policy parameter real space). Their absolute difference, i.e. $|\hat{g}^* - g^*|/g^*$, is of 7.070%, where $g^* = 0.224$, and $\hat{g}^* = 0.208$ (values are correct up to 3 decimal places). For experimental setup, see Appendix A.