

Misinformation Detection on YouTube Using Video Captions

Raj Jagtap

School of Mathematics and Computer Science
Indian Institute of Technology Goa, India
raj.jagtap.17003@iitgoa.ac.in

Abhinav Kumar

School of Mathematics and Computer Science
Indian Institute of Technology Goa, India
abhinav.kumar.17001@iitgoa.ac.in

Rahul Goel

Institute of Computer Science
University of Tartu, Tartu, Estonia
rahul.goel@ut.ee

Shakshi Sharma

Institute of Computer Science
University of Tartu, Tartu, Estonia
shakshi.sharma@ut.ee

Rajesh Sharma

Institute of Computer Science
University of Tartu, Tartu, Estonia
rajesh.sharma@ut.ee

Clint P. George

School of Mathematics and Computer Science
Indian Institute of Technology Goa, India
clint@iitgoa.ac.in

Abstract—Millions of people use platforms such as YouTube, Facebook, Twitter, and other mass media. Due to the accessibility of these platforms, they are often used to establish a narrative, conduct propaganda, and disseminate misinformation. This work proposes an approach that uses state-of-the-art NLP techniques to extract features from video captions (subtitles). To evaluate our approach, we utilize a publicly accessible and labeled dataset for classifying videos as misinformation or not. The motivation behind exploring video captions stems from our analysis of videos metadata. Attributes such as the number of views, likes, dislikes, and comments are ineffective as videos are hard to differentiate using this information. Using caption dataset, the proposed models can classify videos among three classes (Misinformation, Debunking Misinformation, and Neutral) with 0.85 to 0.90 F1-score. To emphasize the relevance of the misinformation class, we re-formulate our classification problem as a two-class classification - Misinformation vs. others (Debunking Misinformation and Neutral). In our experiments, the proposed models can classify videos with 0.92 to 0.95 F1-score and 0.78 to 0.90 AUC ROC.

Index Terms—Misinformation, YouTube, Video Captions, Text vectorization, NLP.

I. INTRODUCTION AND OVERVIEW

Online Social Media (OSM) platforms has ushered in a new era of “misinformation” by disseminating *incorrect* or *misleading information* to deceive users [1]. OSM platforms, such as Twitter, Facebook, YouTube, which initially became popular due to their social aspect (connecting users), have become alternative platforms for sharing and consuming news [2]. Due to no third-party verification of content, the users on these platforms often (consciously or unconsciously) engage in the spreading of misinformation or Fake News [3]–[5]. Especially, YouTube is one of the most popular OSM platform, is ideal for injecting misinformation.

According to recent research, YouTube, the largest video sharing platform with a user base of more than 2 billion users, is commonly utilized to disseminate misinformation and hatred videos [6]. According to a survey [7], 74% of adults in the USA use YouTube, and approximately 500 hours of videos are uploaded to this platform every minute, which makes YouTube hard to monitor. Thus, this makes YouTube an excellent forum for injecting misinformation videos, which could be difficult to detect among the avalanche of content [8], [9]. This has generated severe issues, necessitating creative ways to prevent the spread of misinformation on this platform.

In this work, we propose an approach for detecting misinformation among YouTube videos by utilizing an existing YouTube dataset [10], containing metadata such as title, description, views, likes, dislikes. The dataset covers videos related to five different topics, namely, (1) Vaccines Controversy, (2) 9/11 Conspiracy, (3) Chem-trail Conspiracy, (4) Moon Landing Conspiracy, and (5) Flat Earth Theory. Each video is labeled from one of the three categories, that is, i) misinformation, ii) debunking misinformation and iii) neutral (not related to misinformation). In total, this off-the-shelf dataset contains 2943 unique videos. In addition, to existing metadata, we also downloaded captions of the videos for detecting videos related to misinformation.

The motivation behind analyzing captions is inspired from the results of our descriptive analysis, where we observe that basic meta-information about Youtube videos, such as the number of views, likes, dislikes, are similar, especially between misinformation and debunking misinformation categories (details in Section III-C). In addition, the titles and descriptions may mislead in some cases. For example, videos

with titles *Question & Answer at The 2018 Sydney Vaccination Conference*¹, and *The Leon Show - Vaccines and our Children*² do not indicate any misinformation content, although the videos indeed communicate misinformation. Precisely, the former video conveys that good proteins and vitamins help one live a healthier life than vaccines, and most of the immunity is in the gut that vaccines can destroy. In the latter video, a physician describes some information scientifically; however, in between, the person indicates autism rates have skyrocketed after vaccines came into existence.

In this work, we build multi-class prediction models for classifying videos into three classes: Misinformation, Debunking Misinformation, and Neutral using various Natural Language Processing (NLP) approaches. In our experiments the proposed models can classify videos among three classes with 0.85 to 0.90 F1-score. Next, to emphasize the misinformation class’s relevance, we re-formulate our classification problem as a two-class classification - Misinformation vs. the other two (Debunking Misinformation, and Neutral). The proposed model (s) can classify videos among two classes with 0.92 to 0.95 F1-score and 0.78 to 0.90 AUC ROC.

The rest of the paper is organized as follows. Next, we discuss the related work. We then describe the dataset in Section III. Section IV presents our methodology and various machine learning models to classify videos into different categories is covered in Section V. We conclude with a discussion of future directions in Section VI.

II. RELATED WORK

Misinformation on online platforms can greatly impact human life. For instance, spreading of a large number of misinformation news during the US presidential election of 2016 scared the world about the possible worldwide impact of misinformation. In the past, researchers have studied misinformation on OSM platforms such as Facebook [1], [11], Twitter [3], [4], Instagram [12], YouTube [5], [8], [13] covering various topics such as politics [4], [5], [11], healthcare [14], and performing tasks such as empirical analysis of Fake News articles [11], identifying characteristics of individuals involved in spreading of Fake News [1], and predicting rumor spreaders [3] to name a few.

Even though all significant OSM platforms can contain misinformation, research indicates that YouTube has played an especially crucial role as a source of misinformation [15]–[18]. In [10], the authors investigated whether personalization (based on gender, age, geolocation, or watch history) contributes to spread the misinformation on the YouTube search engine. They conclude that gender, age, or geolocation do not significantly amplify misinformation in returned search results for users with new accounts. However, once the user develops some watch history, the personal attributes start playing a significant role in recommending misinformation to the users.

¹<https://www.youtube.com/watch?v=I7gZGOrPPv0>

²<https://www.youtube.com/watch?v=AFnh06drH48>

Past research has also thoroughly examined the capabilities and limitations of NLP for identifying misinformation. Theoretical frameworks for analyzing the linguistic and contextual characteristics of many forms of misinformation, including rumors, fake news, and propaganda, have been developed by researchers [19]–[22]. Given the difficulties in identifying misinformation in general, researchers have also created specialized benchmark datasets to assess the performance of NLP architectures in misinformation-related classification tasks [23], [24]. Various research papers suggest case-specific NLP techniques for tracing misinformation in online social networks, due to the appearance of a large volume of misinformation.

In [25] and [26], the authors integrated linguistic characteristics of articles with additional meta-data to detect fake news. In another line of works [27]–[29], the authors developed special architectures that take into account the microblogging structure of online social networks, while [30], [31] used sentence-level semantics to identify misinformation. Despite the adoption of such fact-checking systems, identifying harmful misinformation and deleting it quickly from social media such as YouTube remains a difficult task [32], [33].

According to YouTube’s “Community Guidelines” enforcement report, the company deletes videos that breach its standards on a large scale. Between January and March 2021, more than 9 million videos were deleted due to a violation of the Community Guidelines. The bulk of them was taken down owing to automatic video flagging, with YouTube estimating that 67% of these videos were taken down before they hit 10 views [34]. However, in [35]–[37], the authors argue that a substantial percentage of conspiratorial information remains online on YouTube and other platforms, influencing the public despite so much research. Given this, it is essential to investigate the misinformation and how we can manage it accordingly. Towards this, we illustrate how NLP-based feature extraction [38], [39] based on videos caption can be effectively used for this task. Previous studies explicitly employed comments as proxies for video content classification [40]–[44]. However, in this work, we analyzed videos caption for classifying videos into Misinformation, and non-misinformation classes (Misinformation-Debunking, and Neutral).

III. DATASET

This section first describes the YouTube videos dataset and the Caption Scraper we created to collect the additional data, namely the captions of the videos. Next, we explain the caption pre-processing and some descriptive analysis in the following subsections.

A. YouTube Videos Dataset

For this study, we have used the existing dataset published by [10]. The dataset was collected over a time of several months for the year 2020 using an automated approach and covers five different topics, namely, (1) Vaccines Controversy, (2) 9/11 Conspiracy, (3) Chem-trail Conspiracy, (4) Moon

Topic	Original Count	Available videos with captions
Vaccines Controversy	775	621 (28.5%)
9/11 Conspiracy	654	436 (20.0%)
Chem-trail Conspiracy	675	484 (22.2%)
Moon Landing Conspiracy	466	317 (14.6%)
Flat Earth	373	317 (14.6%)

TABLE I: Topic-wise distribution of videos

Landing Conspiracy, and (5) Flat Earth Theory. For each topic, specific query strings were used to extract the videos from the YouTube search engine using different Google accounts. In total, the original dataset contains 2943 unique videos (refer Table I, Column 2 for count of videos in each topic) collected over the topics. Each video is labeled one of the three classes, namely i) Misinformation, ii) Debunking Misinformation, and iii) Neutral (that is not related to misinformation). We manually surfed through the links, and we found that some of the videos were removed by YouTube due to their misinforming content. Table I, and Figure 1 provides information about the videos that are at the time of this work were available on YouTube and used for our analysis. We used our own built scraper to fetch the pre-available captions and download them as text files for further processing. We also observe a general trend where the count of neutral videos for each topic is more than the misinformation and debunking misinformation classes (see Figure 1). In particular, the Chem-trail Conspiracy topic has approximately three times more misinformation videos than those debunking misinformation.

B. Caption Data Collection From YouTube and Preprocessing

Here, we discuss our publicly available YouTube Caption Scraper. The Caption Scraper takes the YouTube video URL as the input and returns a text file containing captions as the output. It uses *YouTube-Caption-API* to get the subtitles of the video. If the subtitles are not present in English, it translates the available subtitles to English. If the channel does not provide the manual subtitles, it uses YouTube’s auto-captions feature to get subtitles.

In this work, we used the Caption Scraper script to download captions (subtitles) of the videos present in the dataset. Please note that as YouTube removed some videos and some videos did not provide text captions, we could download captions for only 2175 videos. The distribution of videos with captions among different topics is shown in Table I. We also show the distribution of classes with respect to each topic in Figure 1. We can observe that the dataset contains “Neutral” class videos in the majority for each topic. This can also be observed that classes are imbalanced among all the topics, which means in all topics, each class has different number of videos.

a) Caption preprocessing: After downloading the captions, we performed multi-stage cleaning (or preprocessing) of them. We start our caption preprocessing by removing all the special symbols (e.g. ‘!’, ‘?’, ‘.’) and numbers. This made the caption text of only alphabets and spaces. Furthermore, videos with less than 500 characters in the caption are discarded. This

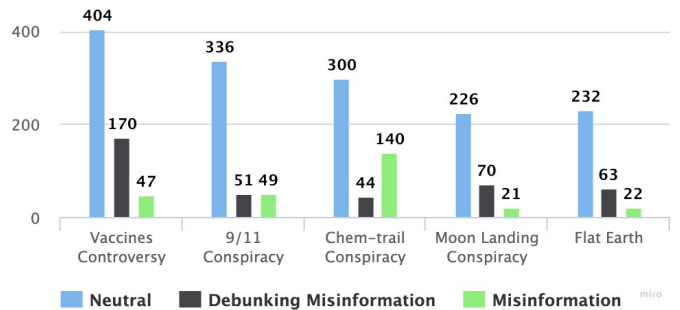


Fig. 1: Distribution of classes with respect to each topic.

is done to prevent noisy data in caption vectors. For example, we found a few videos with only an introduction of the presenter and then a mute presentation. Now, our final dataset contains 2125 videos in total mentioned in detail in Table II, Row 5 (Videos with captions after filtering). Afterwards, using bag of words from each caption document, we removed all the stop-words to prevent caption vectors from being diluted from common, meaningless words.

b) Code and caption dataset availability: The source code and caption dataset used in this work is publicly available at <https://github.com/jagtapraj123/YT-Misinformation>.

C. Descriptive Analysis

This section delves further into the features of YouTube videos, such as the number of views, likes, dislikes, and comments. As previously mentioned, we begin our work with the YouTube dataset released by [10], which contains some additional information about the videos apart from the URL, such as the title, the number of views, the number of likes, and dislikes. We explored this additional information to find some trends in the dataset.

In Figure 2, we used boxplots to show the distribution of the number of views, likes, dislikes and comments for each subject and class separately. We notice a common tendency in which neutral videos have more views, likes, and dislikes. One probable explanation is that neutral videos, which are comparatively more prevalent in numbers, are more likely to be seen, resulting in a higher number of views, likes, and dislikes. In Figure 2 (Row 4) for the Chem-trail Conspiracy topic, we observe an intriguing fact that the number of comments on misinformation videos is more than the number of comments on neutral videos. Furthermore, the number of views, likes, and dislikes for the chem-trail topic are more comparable across all the three classes - neutral, misinformation, and debunking misinformation. We also notice that the misinformation and debunking misinformation videos for all topics follow a similar pattern and are hard to differentiate. This motivates us to collect the video’s caption to make a better distinction among the classes. After retrieving the captions using the Caption Scraper, we pre-processed them as already mentioned in Section III-B. In Table II, we report caption dataset information after preprocessing for each topic and all classes. We determined the average length of the captions as

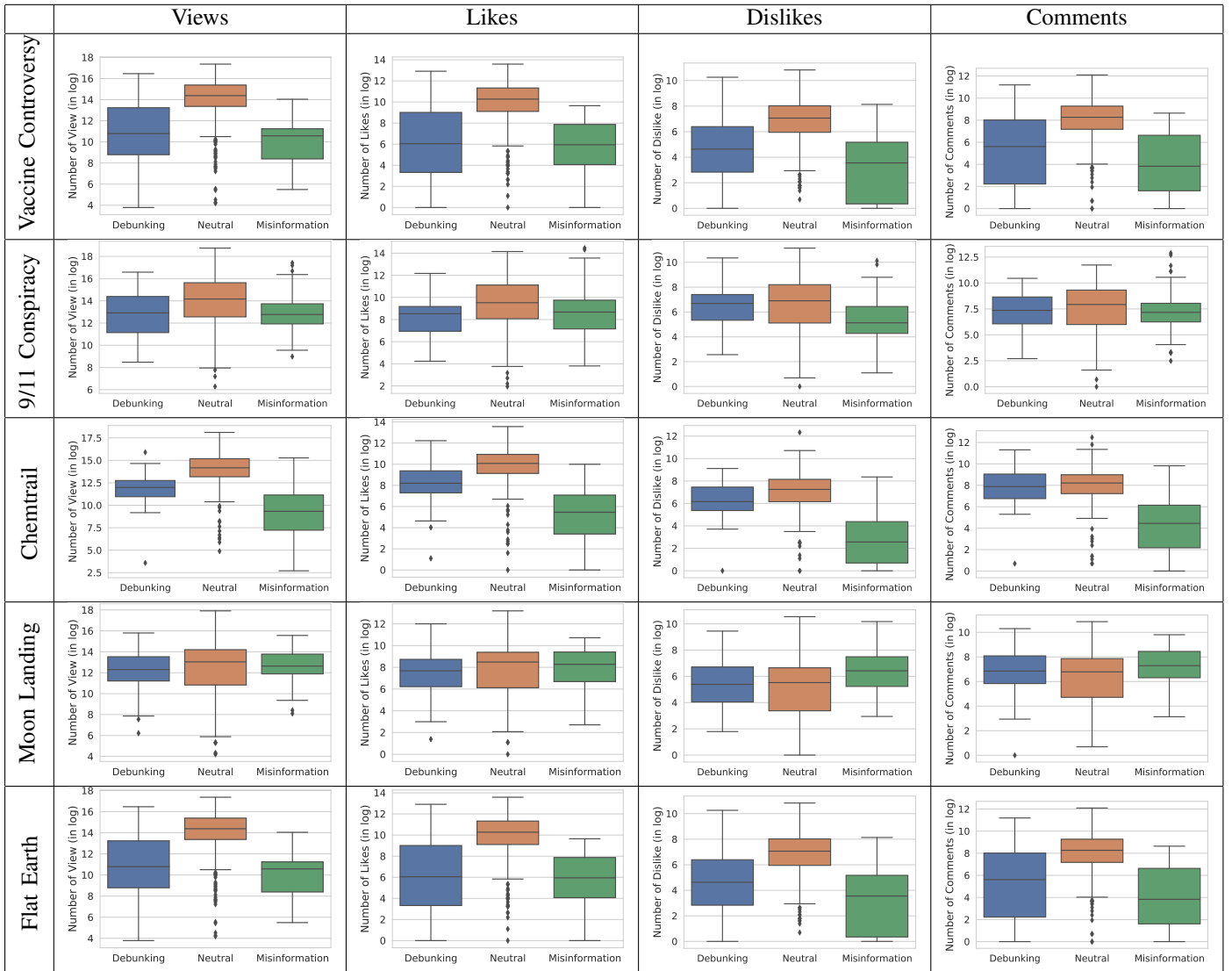


Fig. 2: Boxplot statistics of views, likes, dislikes, and comments of Youtube videos belong to topics Vaccine Controversy, 9/11 Conspiracy, Chemtrail Conspiracy, Moon landing Controversy, and Flat Earth.

	Vaccines Controversy			9/11 Conspiracy			Chem-trail Conspiracy			Moon Landing Conspiracy			Flat Earth		
	M	DM	N	M	DM	N	M	DM	N	M	DM	N	M	DM	N
Original Videos	87	215	473	65	67	522	52	237	386	28	94	344	33	71	269
Videos with English caption	47	170	404	49	51	336	140	44	300	21	70	226	22	63	232
Videos with captions after filtering	47	160	398	49	50	329	135	44	297	21	66	215	22	62	230
Approx English caption length (in thousand)	28k	7k	12k	18k	14k	16k	18k	10k	16k	10k	9k	12k	35k	11k	17k

TABLE II: Preprocessed dataset statistics. Here, M represents Misinformation, DM: Debunking Misinformation, and N: Neutral.

shown in Table II (last row). There is no general pattern in terms of the length of the captions. Thus, we utilized the actual text in the captions for our predictive model for predicting misinformation videos.

IV. PROPOSED METHODOLOGY

In this section, we describe our methodology (see Figure 3) in detail.

A. Data Collection and Preprocessing

The dataset [10] consists of YouTube videos links containing information such as the number of likes, number of views. The dataset is categorized into three classes, Misinformation (1), Debunking Misinformation (-1), and Neutral (0). In addition, we also collected the captions of each video using the links present in the dataset using Caption Scraper (see Section

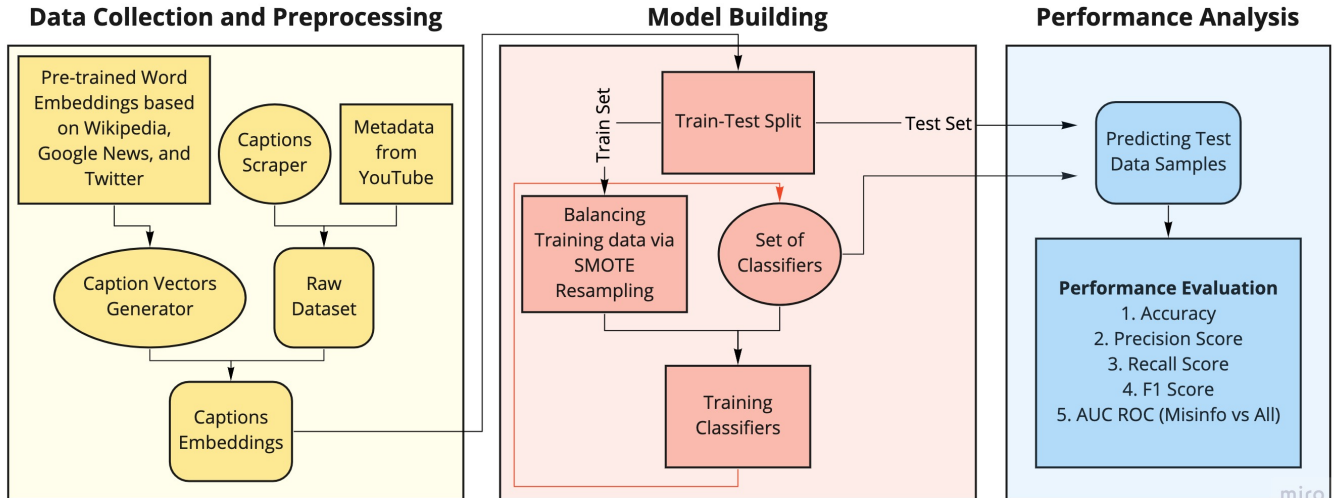


Fig. 3: Pipeline of the proposed methodology. See details in Section IV.

III for more details. Figure 3 left box shows this part).

After collecting the dataset, we transform the preprocessed video-captions text into a numerical representation vector. We employed the following four state-of-the-art pre-trained word-to-vector embeddings on video captions to generate numerical vectors [45] [46].

- 1) Stanford GloVe Wikipedia vectors - 100D
- 2) Stanford GloVe Wikipedia vectors - 300D
- 3) Word2Vec Google News - 300D
- 4) Word2Vec Twitter - 200D

In GloVe, the distance between vectors in the respective embedding space is proportional to the relative co-occurrence of words they represent. That means if two words co-occur in multiple articles, they are likely to be similar and close in the vector space. Word2Vec is a two-layer neural network approach that tries to learn the hidden layer weights to predict the vector embedding for words. We generate finite-dimensional caption vectors or embeddings based on these approaches. Each caption vector is formulated as the weighted average of the vector representations of each word in the caption.

B. Model Building

As we already discussed in Section III that our dataset has three different classes. Therefore, our problem is a multi-class video classification problem. We assume we have a training data $(\mathbf{x}_i, y_i), i = 1, 2, \dots, N$, where N represents the number of data samples. Here each $\mathbf{x}_i \in \mathbb{R}^D$ is D -dimensional feature vector, which we obtain by various embedding schemes on each video caption. Each Youtube video is labeled to one of the three classes, i.e., $y_i \in \{-1, 0, 1\}$. Given the training data, we aim to learn a classifier that can label an unseen video represented in the same training data space into the three classes $\{-1, 0, 1\}$.

We are also interested in identifying misinformation videos in the cloud video-sharing platforms to filter them. To this end, we consider videos labeled debunking misinformation and neutral videos as one class (Class 0) and the misinformation videos as the other class (Class 1), posing this a binary-class classification problem.

From Figure 1, we observe that, on average, videos belonging to different classes are imbalanced for all topics—i.e. a *imbalanced multi-class classification* [47] problem. We thus use the popular Synthetic Minority Over-sampling Technique (SMOTE) [48] to resolve the class imbalance problem in the training data. SMOTE works by selecting examples close in the feature space, drawing a line between the examples in the feature space, and drawing a new sample at a point along that line. Specifically, a random example \mathbf{x}_i from the minority class is chosen first, and its k -nearest neighbors are found (typical $k = 5$). A neighbor \mathbf{x}_j is chosen randomly, and finally, a synthetic example is created at a randomly selected point between the two examples $(\mathbf{x}_i, \mathbf{x}_j)$ in the feature space.

C. Analysing the Performance

We calculate the F1 scores, AUC-ROC, Precision Score, and Recall Score to identify the best classifiers with the best embeddings for all the topics. (See Section V for more details. Figure 3 right most box shows this part).

V. EXPERIMENTAL ANALYSIS

Next, using caption-text vectorization explained in the previous section, we build predictive models to estimate the likelihood that a video belongs to a specific class.

A. Experimental setup

We use a set of classifiers from the Python library LazyPredict³ that contains 28 classifiers such as Support Vector Classifier (SVC), k -neighbor classifier (k -nn), Random Forests, and

³<https://pypi.org/project/lazypredict/>

XGBoost. To evaluate the performance of these classifiers, we used standard metrics such as (i) F1-score (weighted averaging), (ii) AUC-ROC, (iii) Precision (weighted averaging), (iv) Recall (weighted averaging), and (v) Accuracy. For our multi-class classification problem, the formula to calculate these matrices are as follows.

Let N be the total number of data points to be classified into K classes, and n_k be the number of true labels (data points) for class k .

$$\text{Precision}_k = \frac{TP_k}{TP_k + FP_k} \quad (1)$$

$$\text{Precision}_{\text{weighted}} = \frac{1}{N} \sum_{k=1}^K n_k \text{Precision}_k \quad (2)$$

$$\text{Recall}_k = \frac{TP_k}{TP_k + FN_k} \quad (3)$$

$$\text{Recall}_{\text{weighted}} = \frac{1}{N} \sum_{k=1}^K n_k \text{Recall}_k \quad (4)$$

$$\text{F1-score}_k = 2 * \frac{\text{Precision}_k * \text{Recall}_k}{\text{Precision}_k + \text{Recall}_k} \quad (5)$$

$$\text{F1-score}_{\text{weighted}} = \frac{1}{N} \sum_{k=1}^K n_k \text{F1-score}_k \quad (6)$$

As mentioned earlier in Section IV that we use four different embedding (text vectorization) schemes. Therefore, we defined a scoring method to calculate **embedding performance** given the top- T number of classifiers. Note that we rank all the models based on their F1-score, which means the model with a higher F1-score is better than a model with a lower F1-score. For each embedding, embedding performance can be calculated using the mean of top- T classifiers' F1-score as:

$$\mu_{\text{embed}(j)} = \frac{1}{T} \sum_{k=1}^T \text{F1-score}_{\text{embed}(j),k} \quad (7)$$

where j represents the j^{th} embedding (or text vectorization) scheme. The purpose of using this scoring method is two-fold: (a) It uses best representative classifiers for each embedding, e.g., if SVC is best for Embedding 1, then it will be compared with the best classifier of Embedding 2 that may not be SVC, and (b) It handles high scores outliers by averaging F1-score of top- T classifiers.

B. Results

Table III shows the best classifiers and embedding based on F1-score for each topic. Please note that a Dummy Classifier will give 0.35 F1-score; however, using caption vectors and our best classifier, we able to classify videos in three classes, Misinformation (1), Debunking Misinformation (-1), Neutral (1) with 0.85 to 0.90 F1-score. Next, using scoring method discussed before, we computed the embedding performance with three different number of top- T models ($T = 5, 10, 15$) for each topic (see Table IV). We observe that the embedding trained on Google News is the best for representing the misinformation-prone caption data.

Three-class Classifier (sorted by F1-score)				
Topics	F1-score	Precision	Recall	Accuracy
Vaccines Controversy NuSVC Google 300D	0.89	0.89	0.89	0.89
9/11 Conspiracy ExtraTreesClassifier Twitter 200D	0.90	0.91	0.91	0.91
Chem-trail Conspiracy CalibratedClassifierCV Google News 300D	0.89	0.89	0.89	0.89
Flat Earth RandomForestClassifier GloVe 300D	0.86	0.87	0.85	0.85
Moon Landing NuSVC GloVe 300D	0.85	0.84	0.85	0.85

TABLE III: **Multi-class classification:** Best models and embeddings with highest weighted F1-score for each topic.

Topics	T	GloVe 100D	GloVe 300D	Google News 300D	Twitter 200D
Vaccines Controversy	5	0.85	0.87	0.87	0.86
	10	0.83	0.84	0.85	0.86
	15	0.82	0.82	0.84	0.85
9/11 Conspiracy	5	0.82	0.85	0.85	0.84
	10	0.79	0.81	0.83	0.81
	15	0.78	0.79	0.81	0.80
Chem-trail Conspiracy	5	0.82	0.84	0.88	0.84
	10	0.80	0.82	0.87	0.82
	15	0.79	0.80	0.84	0.81
Flat Earth	5	0.75	0.80	0.76	0.76
	10	0.72	0.78	0.74	0.75
	15	0.70	0.75	0.72	0.73
Moon Landing	5	0.80	0.81	0.80	0.80
	10	0.76	0.78	0.76	0.77
	15	0.73	0.75	0.73	0.75

TABLE IV: Embedding performance using scoring method (7) for multi-class classification.

Misinformation classifier: This work focuses on the identification of misinformation. As a result, to emphasize the relevance of the misinformation class, we re-formulate our classification problem as a two-class classification - Misinformation and others (Neutral and Debunking Misinformation). Table V shows the best classifiers and embedding based on F1-score for each topic. Using caption vectors and our best classifier, we can identify misinformation videos with 0.92 to 0.95 F1-score and 0.78 to 0.90 AUC ROC. Next, using scoring method, we computed the embedding performance with three different number of top- T models ($T = 5, 10, 15$) for each topic (see Table VI). We can observe that Google News 300D and GloVe 300D are the best representations of video captions of the above topics. We can also observe that embeddings trained on the Twitter dataset have a better representation for a political topic such as the 9/11 conspiracy.

VI. DISCUSSION AND CONCLUSION

With a quest to identify misinformation videos on YouTube, we study the YouTube videos dataset of five different topics (Vaccines Controversy, 9/11 Conspiracy, Chem-trail Conspiracy, Moon Landing Conspiracy, and Flat Earth) using various

Misinformation Classifier (sorted by F1-score)					
Topics	F1 Score	Precision	Recall	Accuracy	AUC ROC
Vaccines Controversy SVC GloVe 100D	0.97	0.97	0.97	0.97	0.89
9/11 Conspiracy ExtraTreesClassifier GloVe 300D	0.93	0.93	0.94	0.94	0.78
Chem-trail Conspiracy XGBClassifier GloVe 300D	0.92	0.92	0.92	0.92	0.90
Flat Earth AdaBoostClassifier Google 300D	0.96	0.96	0.96	0.96	0.82
Moon Landing SVC Google 300D	0.96	0.96	0.96	0.96	0.74

TABLE V: **Binary-class classification:** Best models and embeddings with highest weighted F1-score for each topic.

Topics	T	GloVe 100D	GloVe 300D	Google News 300D	Twitter 200D
Vaccines Controversy	5	0.95	0.96	0.96	0.96
	10	0.94	0.95	0.95	0.95
	15	0.93	0.93	0.95	0.94
9/11 Conspiracy	5	0.91	0.91	0.91	0.93
	10	0.89	0.90	0.90	0.91
	15	0.89	0.89	0.89	0.90
Chem-trail Conspiracy	5	0.87	0.90	0.89	0.88
	10	0.87	0.88	0.88	0.87
	15	0.86	0.87	0.87	0.86
Flat Earth	5	0.90	0.91	0.94	0.95
	10	0.88	0.90	0.93	0.93
	15	0.87	0.89	0.91	0.91
Moon Landing	5	0.94	0.95	0.95	0.94
	10	0.93	0.94	0.94	0.94
	15	0.92	0.94	0.94	0.93

TABLE VI: Embedding performance using scoring method (7) for binary-class classification.

natural language processing techniques. Under each topic, videos are further divided into three classes: Misinformation, Debunking Misinformation, and Neutral. In this work, we exploited the YouTube captions to understand the content of the videos using multiple pre-trained word embeddings to convert video captions to D -dimensional vector space. Our analysis showed that we could classify videos among three classes with 0.85 to 0.90 F1-score. Furthermore, to emphasize the relevance of the misinformation class, we re-formulate our three-class problem as a two-class classification - Misinformation and others (Debunking Misinformation and Neutral). In this case, our model could classify videos with 0.92 to 0.95 F1-score and 0.78 to 0.90 AUC ROC.

Limitations and Future Work: This work has some limitations, primarily related to caption embedding. We used embeddings trained with Wikipedia articles, Google News, and Twitter for the word to vector representations. We selected this set because it includes various data starting from articles open for all platforms Wikipedia to News articles written by professional journalists, from micro-blogging platforms with 280 character limit to huge articles with thousands of words.

However, there are other possible techniques to improve these embedding. Future work could consider a new embedding based on YouTube captions that can be trained using the GloVe algorithm, which might work best for YouTube video classification compared to pre-trained embedding.

ACKNOWLEDGMENT

This research is funded by ERDF via the IT Academy Research Programme and H2020 Project, SoBigData++, and CHIST-ERA project, SAI.

REFERENCES

- [1] A. Guess, J. Nagler, and J. Tucker, "Less than you think: Prevalence and predictors of fake news dissemination on facebook," *Science advances*, vol. 5, no. 1, p. eaau4586, 2019.
- [2] S. K. Lee, N. J. Lindsey, and K. S. Kim, "The effects of news consumption via social media and news information overload on perceptions of journalistic norms and practices," *Computers in Human Behavior*, vol. 75, pp. 254–263, 2017.
- [3] S. Sharma and R. Sharma, "Identifying possible rumor spreaders on twitter: A weak supervised learning approach," in *Proceedings of the International Joint Conference on Neural Network*, 2021.
- [4] A. Bovet and H. A. Makse, "Influence of fake news in twitter during the 2016 us presidential election," *Nature communications*, vol. 10, no. 1, pp. 1–14, 2019.
- [5] A. L. M. Lemos, E. C. Bitencourt, and J. G. B. dos Santos, "Fake news as fake politics: the digital materialities of youtube misinformation videos about brazilian oil spill catastrophe," *Media, Culture & Society*, p. 0163443720977301, 2020.
- [6] A. Knuutila, A. Herasimenka, H. Au, J. Bright, R. Nielsen, and P. N. Howard, "Covid-related misinformation on youtube," 2020. [Online]. Available: <https://demtech.oi.ox.ac.uk/wp-content/uploads/sites/93/2020/09/YouTube-misinfo-memo.pdf>
- [7] J. Clement, "Hours of video uploaded to youtube every minute," *Statista.com*, 2019.
- [8] G. Donzelli, G. Palomba, I. Federigi, F. Aquino, L. Cioni, M. Verani, A. Carducci, and P. Lopalco, "Misinformation on vaccination: A quantitative analysis of youtube videos," *Human vaccines & immunotherapeutics*, vol. 14, no. 7, pp. 1654–1659, 2018.
- [9] G. C. Goobie, S. A. Guler, K. A. Johannson, J. H. Fisher, and C. J. Ryerson, "Youtube videos as a source of misinformation on idiopathic pulmonary fibrosis," *Annals of the American Thoracic Society*, vol. 16, no. 5, pp. 572–579, 2019.
- [10] E. Hussein, P. Juneja, and T. Mitra, "Measuring misinformation in video search platforms: An audit study on youtube," *Proc. ACM Hum.-Comput. Interact.*, vol. 4, no. CSCW1, May 2020. [Online]. Available: <https://doi.org/10.1145/3392854>
- [11] H. Allcott and M. Gentzkow, "Social media and fake news in the 2016 election," *Journal of economic perspectives*, vol. 31, no. 2, pp. 211–36, 2017.
- [12] P. Mena, D. Barbe, and S. Chan-Olmsted, "Misinformation on instagram: The impact of trusted endorsements on message credibility," *Social Media+ Society*, vol. 6, no. 2, p. 2056305120935102, 2020.
- [13] M. N. Hussain, S. Tokdemir, N. Agarwal, and S. Al-Khateeb, "Analyzing disinformation and crowd manipulation tactics on youtube," in *2018 IEEE/ACM International Conference on Advances in Social Networks Analysis and Mining (ASONAM)*. IEEE, 2018, pp. 1092–1095.
- [14] J. R. Bautista, Y. Zhang, and J. Gwizdka, "Healthcare professionals' acts of correcting health misinformation on social media," *International Journal of Medical Informatics*, vol. 148, p. 104375, 2021.
- [15] S. Jiang, R. E. Robertson, and C. Wilson, "Bias misperceived: The role of partisanship and misinformation in youtube comment moderation," in *Proceedings of the International AAAI Conference on Web and Social Media*, vol. 13, 2019, pp. 278–289.
- [16] N. Carne, "Conspiracies" dominate youtube climate modification videos," 2019.
- [17] R. Diresta, "The complexity of simply searching for medical advice," *Wired*, 2018.
- [18] C. Weissman, "Despite recent crackdown, youtube still promotes plenty of conspiracies," 2019.

- [19] Q. Li, Q. Zhang, L. Si, and Y. Liu, "Rumor detection on social media: Datasets, methods and opportunities," in *Proceedings of the Second Workshop on Natural Language Processing for Internet Freedom: Censorship, Disinformation, and Propaganda*. Hong Kong, China: Association for Computational Linguistics, Nov. 2019, pp. 66–75. [Online]. Available: <https://www.aclweb.org/anthology/D19-5008>
- [20] J. Thorne and A. Vlachos, "Automated fact checking: Task formulations, methods and future directions," in *Proceedings of the 27th International Conference on Computational Linguistics*. Santa Fe, New Mexico, USA: Association for Computational Linguistics, Aug. 2018, pp. 3346–3359. [Online]. Available: <https://www.aclweb.org/anthology/C18-1283>
- [21] V. L. Rubin, N. Conroy, Y. Chen, and S. Cornwell, "Fake news or truth? using satirical cues to detect potentially misleading news," in *Proceedings of the second workshop on computational approaches to deception detection*, 2016, pp. 7–17.
- [22] X. Zhou and R. Zafarani, "Fake news: A survey of research, detection methods, and opportunities," *arXiv preprint arXiv:1812.00315*, vol. 2, 2018.
- [23] V. Pérez-Rosas, B. Kleinberg, A. Lefevre, and R. Mihalcea, "Automatic detection of fake news," in *Proceedings of the 27th International Conference on Computational Linguistics*. Santa Fe, New Mexico, USA: Association for Computational Linguistics, Aug. 2018, pp. 3391–3401. [Online]. Available: <https://www.aclweb.org/anthology/C18-1287>
- [24] A. Hanselowski, A. PVS, B. Schiller, F. Caspelherr, D. Chaudhuri, C. M. Meyer, and I. Gurevych, "A retrospective analysis of the fake news challenge stance-detection task," in *Proceedings of the 27th International Conference on Computational Linguistics*. Santa Fe, New Mexico, USA: Association for Computational Linguistics, Aug. 2018, pp. 1859–1874. [Online]. Available: <https://www.aclweb.org/anthology/C18-1158>
- [25] M. L. Della Vedova, E. Tacchini, S. Moret, G. Ballarin, M. DiPierro, and L. de Alfaro, "Automatic online fake news detection combining content and social signals," in *2018 22nd conference of open innovations association (FRUCT)*. IEEE, 2018, pp. 272–279.
- [26] K. Popat, S. Mukherjee, A. Yates, and G. Weikum, "DeClarE: Debunking fake news and false claims using evidence-aware deep learning," in *Proceedings of the 2018 Conference on Empirical Methods in Natural Language Processing*. Brussels, Belgium: Association for Computational Linguistics, Oct.-Nov. 2018, pp. 22–32. [Online]. Available: <https://www.aclweb.org/anthology/D18-1003>
- [27] S. Volkova, K. Shaffer, J. Y. Jang, and N. Hodas, "Separating facts from fiction: Linguistic models to classify suspicious and trusted news posts on twitter," in *Proceedings of the 55th Annual Meeting of the Association for Computational Linguistics (Volume 2: Short Papers)*, 2017, pp. 647–653.
- [28] V. Qazvinian, E. Rosengren, D. Radev, and Q. Mei, "Rumor has it: Identifying misinformation in microblogs," in *Proceedings of the 2011 Conference on Empirical Methods in Natural Language Processing*, 2011, pp. 1589–1599.
- [29] S. Kumar and K. Carley, "Tree LSTMs with convolution units to predict stance and rumor veracity in social media conversations," in *Proceedings of the 57th Annual Meeting of the Association for Computational Linguistics*. Florence, Italy: Association for Computational Linguistics, Jul. 2019, pp. 5047–5058. [Online]. Available: <https://www.aclweb.org/anthology/P19-1498>
- [30] S. De Sarkar, F. Yang, and A. Mukherjee, "Attending sentences to detect satirical fake news," in *Proceedings of the 27th International Conference on Computational Linguistics*. Santa Fe, New Mexico, USA: Association for Computational Linguistics, Aug. 2018, pp. 3371–3380. [Online]. Available: <https://www.aclweb.org/anthology/C18-1285>
- [31] P. Gupta, K. Saxena, U. Yaseen, T. Runkler, and H. Schütze, "Neural architectures for fine-grained propaganda detection in news," in *Proceedings of the Second Workshop on Natural Language Processing for Internet Freedom: Censorship, Disinformation, and Propaganda*. Hong Kong, China: Association for Computational Linguistics, Nov. 2019, pp. 92–97. [Online]. Available: <https://www.aclweb.org/anthology/D19-5012>
- [32] T. Gillespie, *Custodians of the Internet: Platforms, content moderation, and the hidden decisions that shape social media*. Yale University Press, 2018.
- [33] S. T. Roberts, *Behind the screen*. Yale University Press, 2019.
- [34] Google, "Youtube community guidelines enforcement – google transparency report," 2021. [Online]. Available: <https://transparencyreport.google.com/youtube-policy/removals>
- [35] H. O.-Y. Li, A. Bailey, D. Huynh, and J. Chan, "Youtube as a source of information on covid-19: a pandemic of misinformation?" *BMJ global health*, vol. 5, no. 5, p. e002604, 2020.
- [36] S. Frenkel, B. Decker, and D. Alba, "How the 'plandemic' movie and its falsehoods spread widely online," *The New York Times*, vol. 20, 2020.
- [37] E. Ferrara, "What types of covid-19 conspiracies are populated by twitter bots?" *First Monday*, 2020.
- [38] K. Shu, A. Sliva, S. Wang, J. Tang, and H. Liu, "Fake news detection on social media: A data mining perspective," *ACM SIGKDD explorations newsletter*, vol. 19, no. 1, pp. 22–36, 2017.
- [39] S. Jiang, M. Metzger, A. Flanagin, and C. Wilson, "Modeling and measuring expressed (dis) belief in (mis) information," in *Proceedings of the International AAAI Conference on Web and Social Media*, vol. 14, 2020, pp. 315–326.
- [40] E. Momeni, C. Cardie, and M. Ott, "Properties, prediction, and prevalence of useful user-generated comments for descriptive annotation of social media objects," in *Proceedings of the International AAAI Conference on Web and Social Media*, vol. 7, no. 1, 2013.
- [41] C. Huang, T. Fu, and H. Chen, "Text-based video content classification for online video-sharing sites," *Journal of the American Society for Information Science and Technology*, vol. 61, no. 5, pp. 891–906, 2010.
- [42] K. Filippova and K. B. Hall, "Improved video categorization from text metadata and user comments," in *Proceedings of the 34th international ACM SIGIR conference on Research and development in Information Retrieval*, 2011, pp. 835–842.
- [43] C. Eickhoff, W. Li, and A. P. De Vries, "Exploiting user comments for audio-visual content indexing and retrieval," in *European Conference on Information Retrieval*. Springer, 2013, pp. 38–49.
- [44] A. S. Doğruöz, N. Ponomareva, S. Girgin, R. Jain, and C. Oehler, "Text based user comments as a signal for automatic language identification of online videos," in *Proceedings of the 19th ACM International Conference on Multimodal Interaction*, 2017, pp. 374–378.
- [45] T. Mikolov, K. Chen, G. Corrado, and J. Dean, "Efficient estimation of word representations in vector space," *arXiv preprint arXiv:1301.3781*, 2013.
- [46] J. Pennington, R. Socher, and C. D. Manning, "Glove: Global vectors for word representation," in *Proceedings of the 2014 conference on empirical methods in natural language processing (EMNLP)*, 2014, pp. 1532–1543.
- [47] M.-L. Zhang, Y.-K. Li, and X.-Y. Liu, "Towards class-imbalance aware multi-label learning," in *Twenty-Fourth International Joint Conference on Artificial Intelligence*, 2015.
- [48] N. V. Chawla, K. W. Bowyer, L. O. Hall, and W. P. Kegelmeyer, "Smote: synthetic minority over-sampling technique," *Journal of artificial intelligence research*, vol. 16, pp. 321–357, 2002.