
VideoLightFormer: Lightweight Action Recognition using Transformers

Raivo Koot

The University of Sheffield
raivokoot@gmail.com

Haiping Lu

The University of Sheffield
h.lu@sheffield.ac.uk

Abstract

Efficient video action recognition remains a challenging problem. One large model after another takes the place of the state-of-the-art on the Kinetics dataset, but real-world efficiency evaluations are often lacking. In this work, we fill this gap and investigate the use of transformers for *efficient* action recognition. We propose a novel, lightweight action recognition architecture, VideoLightFormer. In a factorized fashion, we carefully extend the 2D convolutional Temporal Segment Network with transformers, while maintaining spatial and temporal video structure throughout the entire model. Existing methods often resort to one of the two extremes, where they either apply huge transformers to video features, or minimal transformers on highly pooled video features. Our method differs from them by keeping the transformer models small, but leveraging full spatiotemporal feature structure. We evaluate VideoLightFormer in a high-efficiency setting on the temporally-demanding EPIC-KITCHENS-100 and Something-Something-V2 (SSV2) datasets and find that it achieves a better mix of efficiency and accuracy than existing state-of-the-art models, apart from the Temporal Shift Module on SSV2.

1 Introduction

After many successful years in the field of still image understanding, video understanding remains a grand hurdle of computer vision. Human Action Recognition is the task of classifying what action is being performed in a video. Compared to tasks that operate on single still images, video action recognition involves a myriad of additional challenges. Video inputs are highly redundant and require appropriate mechanisms for filtering out salient information. Inputs also have a high dimensionality, which drastically increases the memory and computation requirements of models. Prototyping models can be subject to long training times, especially on datasets such as EPIC-KITCHENS-100 [5] that contain over 18 million RGB images, 15 times more than the popular ImageNet dataset [17].

As a result, efficient action recognition remains a challenging problem. Large 3D convolutional neural networks (CNNs) [8, 9, 22] keep pushing the state-of-the-art on the Kinetics video dataset [4], but are very inefficient and show weaknesses on temporally-demanding datasets. Other big transformer-based models [23], such as Video Vision Transformer (ViViT) [1] and TimeSformer [2], reap the rewards of attention mechanisms, but follow the exact same trend. On the other end, models based on 2D CNNs, like Temporal Shift Module (TSM) [14] and Video Transformer Network (VTN) [15], are able to reach much higher levels of efficiency, but make compromises that affect their modeling capabilities. To stay efficient, TSM does not use attention, and VTN utilizes attention, but removes all spatial structure beforehand.

In search of a model architecture that is both maximally efficient and accurate, we apply a factorized transformer approach that retains all spatiotemporal feature structure while maintaining high efficiency. We propose VideoLightFormer (VLF), which carefully extends the base Temporal Segment Network

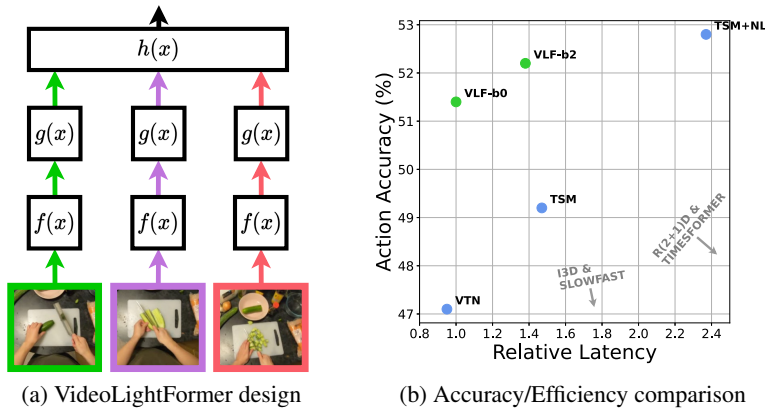


Figure 1: Model design and performance comparison. (a) Proposed architecture: A 2D convolutional backbone $f(x)$ extracts image features. A spatial transformer $g(x)$ performs spatial feature filtering. Finally, a spatiotemporal transformer $h(x)$ merges the frames and produces model outputs. If the lightweight transformers $g(x)$ and $h(x)$ are removed, one retrieves TSN. (b) Accuracy on a subset of EPIC-KITCHENS-100 [5]. Latency is displayed relative to VLF-b0 for a training step. At the same latency, VLF-b0 and VLF-b2 outperform VTN [15] and TSM [14], respectively. TSM+NL [26] adds attention to TSM but makes the latency more than double that of VLF-b0. SlowFast [9], R(2+1)D [22], TimeSformer [2] and I3D [4], fall behind further in latency and/or accuracy.

(TSN) [24] with lightweight *spatial transformers*, followed by a final *spatiotemporal transformer* (see Figure 1a). Results show that the factorized use of spatial and spatiotemporal transformers leads to competitive accuracies, while only marginally increasing the run time of the base TSN architecture.

We evaluate VLF on two temporally-demanding datasets, EPIC-KITCHENS-100 [5] (subset) and Something-Something-V2 [10]. Because studies in this field usually lack comprehensive efficiency comparisons apart from the infamous FLOPs metric (number of floating point operations), we conduct our experiments with a focus on real-world efficiency and memory requirements. For this, we benchmark the run times of state-of-the-art models on modern graphical processing units (GPU). Our empirical results can guide practitioners choose the right model for their hardware constraints.

Overall, our contributions are:

1. A novel action recognition architecture VLF that is based on 2D convolutions and lightweight transformers to leverage spatiotemporal feature structure in an efficient manner. In a high-efficiency setting, it achieves a better mix of efficiency and accuracy than existing state-of-the-art models (see Figure 1b), apart from the less interpretable TSM on SSV2.
2. A real-world efficiency comparison between state-of-the-art action recognition models to show how fast they run on modern hardware implementations. We discover that in a high-efficiency setting state-of-the-art models based on 3D convolutions and large transformers are not competitive, compared to models based on 2D convolutions.

2 Related Work

Attention in Action Recognition Attention mechanisms [27, 23] are promising for video modeling because they are designed both for long-range modeling and redundant-feature filtering. Early approaches designed attention-blocks for 3D CNNs [25, 16, 26] or recurrent neural networks [19, 13]. The use of autoregressive recurrent units or 3D convolutions, however, resulted in models with low efficiency. Even fast 2D convolutional models with generic non-local blocks [26] (TSM+NL) suffered a large efficiency decrease (see Figure 1b). In this work, we instead carefully extend a 2D convolutional architecture with transformer-based attention [23] to achieve a better mix of efficiency and accuracy.

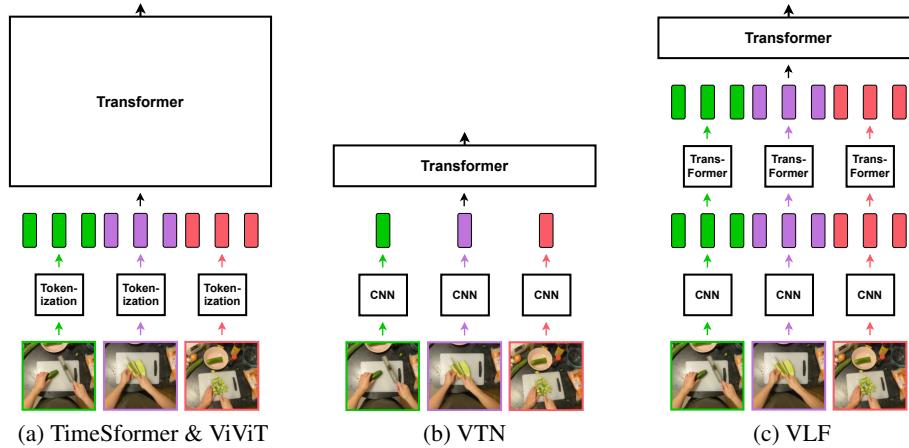


Figure 2: Transformer-based action recognition architectures (best viewed in color). (a) TimeSformer and ViViT linearly initialize a video into a sequence of vectors (Tokenization) [7], and then feed them into a large transformer model. (b) VTN instead 2D convolutionally transforms each frame into a single embedding, and then feeds this sequence into a small transformer. (c) Our proposed VLF 2D convolutionally transforms each frame into *spatial feature-maps* that are fed through small, spatial transformers. All resulting features are finally fed into a small, spatiotemporal transformer, which has higher modeling capabilities than VTN because it has access to both temporal and spatial input structure.

Transformers in Action Recognition Recently, a handful of transformer-based models relating to our work have been designed that only use 2D convolutions or no convolutions at all [1, 2, 15]. We compare these in Figure 2. The TimeSformer [2] and Video Vision Transformer [1] in Figure 2a use no convolutions at all and achieve state-of-the-art accuracy on the Kinetics dataset [4]. Both models are extremely slow, however. Furthermore, the Kinetics dataset has been shown to be a poor comparator for temporal modeling ability [18, 12]. As shown in Table 7 of [2], TSM outperforms even the biggest TimeSformer on the temporally-demanding Something-Something dataset [10], suggesting that TimeSformer and ViViT are poor choices when temporal modeling ability is required. In comparison, VLF utilizes 2D-convolutional dimensionality reduction and only small transformers, runs over $3\times$ faster than the smallest TimeSformer and achieves better accuracy on temporally-demanding datasets in a high-efficiency setting.

Figure 2b shows the Video Transformer Network (VTN) [15], a lightweight architecture very similar to VLF. VTN can be seen as a simplified version of VLF, where all spatial structure of the video features is collapsed before temporal modeling and attention. In VLF (Figure 2c), we instead apply a factorized approach, where *spatial transformers* first improve the CNN feature-maps of each frame, after which a final *spatiotemporal transformer* takes in all features and produces outputs. This extension over the simpler VTN gives VLF higher modeling capabilities, while only marginally decreasing efficiency. As can be seen in Figure 1b, VLF-b0 retains almost the same efficiency as VTN, while achieving a substantially higher accuracy. Our spatial transformer approach is motivated by the recent Detection Transformer [3], which uses a spatial transformer for object detection and shows incredible improvements in terms of modeling object interactions, a useful ability for video understanding.

3 VideoLightFormer

Our proposed approach, referred to as VideoLightFormer, extends the typical Temporal Segment Network (TSN) [24] for video understanding. As such, VLF samples K evenly-distanced RGB frames $X = (x_1, \dots, x_K)$ from start to end of a video. The architecture

$$\text{VLF}(X) = \text{MLP}(h(g(f(x_1)), g(f(x_2)), \dots, g(f(x_K)))) \quad (1)$$

is composed of four consecutive parts: A 2D convolutional feature extraction backbone $f(x)$, a spatial transformer $g(x)$, a spatiotemporal transformer $h(x)$, and a small multilayer perceptron (MLP)

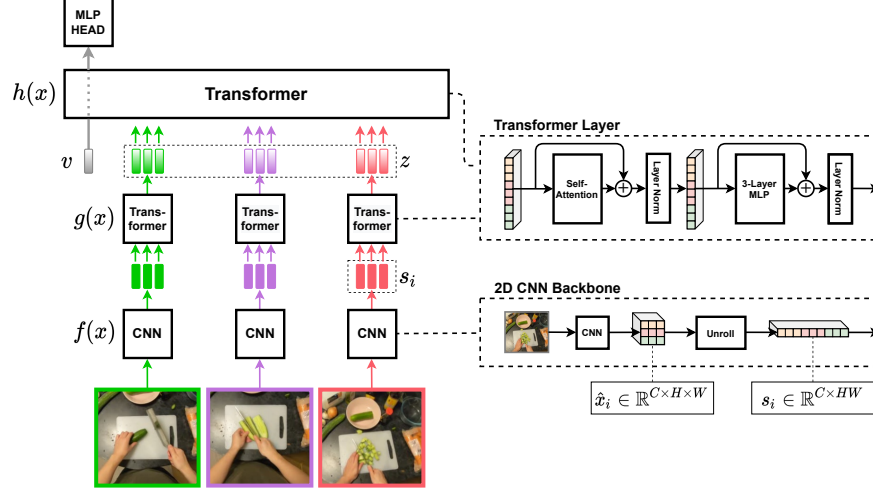


Figure 3: VLF architecture (best viewed in color). A 2D CNN backbone $f(x)$ transforms each frame into a sequence of features s_i . A spatial transformer $g(x)$ uses attention to improve the features of each frame. A spatiotemporal transformer $h(x)$ models the entire set of video features z . A classification vector v [6] attached to the video features z is used to get the final class predictions.

classification head. In practice, the classification head can be exchanged for any other type of head, to fit a variety of tasks. Both transformers are vanilla transformer encoders [23]. Figure 3 demonstrates the layout of our architecture in detail. VLF aims to keep each part as efficient as possible, which will be further discussed in the upcoming subsections.

3.1 2D CNN Backbone

First, a 2D CNN $f(x)$ transforms each frame x_i into a lower resolution feature map $\hat{x}_i \in \mathbb{R}^{C \times H \times W}$. $f(x)$ can be freely chosen and allows us to make use of ImageNet pretraining [17]. For example, we use a lightweight EfficientNet-b0 model [21] that offers high efficiency and relatively high modeling capability. To keep the feature dimensionality C , H , and W small we include a final 2-strided 3×3 convolution in $f(x)$. This reduces the complexity of the remaining transformer models. For $x_i \in \mathbb{R}^{3 \times 224 \times 224}$ input frames, $f(x)$ outputs feature maps \hat{x}_i where $C = 256$, $H = 3$, and $W = 3$. Based on the task and dataset at hand, one can vary the feature resolution at this stage.

On the one extreme of VLF there is VTN, which average-pools the feature-maps \hat{x}_i at this stage and completely removes all spatial structure, and on the other extreme there would be a very inefficient version of VLF that retains a high spatial resolution H and W . VideoLightFormer positions itself in the middle of the two, by retaining spatial structure, but at a low resolution. This only fractionally increases the required computation, but adds a large amount of modeling capability in the following transformers.

3.2 Spatial Transformer

The Detection Transformer (DETR) [3] shows promising results in object detection by propagating an image through a 2D CNN and then a spatial transformer. Their approach demonstrates favorable improvements in object interaction modeling. To give VLF the same ability and extend this idea to videos, VLF’s spatial transformer $g(x)$ performs this step separately on each frame \hat{x}_i . Transformers expect a sequence as input, hence we unroll the spatial dimensions H and W of \hat{x}_i into a sequence $s_i \in \mathbb{R}^{C \times HW}$ of length HW . Each s_i is then propagated through the spatial transformer $g(x)$:

$$\hat{s}_i = g(s_i) \in \mathbb{R}^{C \times HW}. \quad (2)$$

Because the transformer is permutation-invariant, we add learnable positional embeddings [23] to the input of every layer of $g(x)$. In Section 5.3, we present an ablation study on the significance of the spatial transformer. Overall, while extending the DETR approach to videos, $g(x)$ introduces minimal computational overhead, because of the reduced feature resolution at this stage and because of processing each frame separately.

3.3 Spatiotemporal Transformer

The spatiotemporal transformer $h(x)$ introduces temporal modeling. We concatenate all \hat{s}_i along the sequence axis into a single sequence:

$$z = \text{concat}(\hat{s}_1, \hat{s}_2, \dots, \hat{s}_K) \in \mathbb{R}^{C \times KHW}. \quad (3)$$

The matrix z represents the entire video both spatially and temporally. Given z , the transformer $h(x)$ then has access to both spatial and temporal structure and can model interactions between these two without spatial or temporal ambiguity. This differentiates VLF from VTN, where the transformer only has access to a single vector per input frame and relies on the entire spatial information of each frame to be compressed into a single vector. This stage of VLF is more similar to ViViT [1] and TimeSformer [2], which exclusively employ spatiotemporal transformers. Unlike ViViT and TimeSformer, however, VLF offloads a large amount of modeling onto the convolutional backbone $f(x)$ and spatial transformer $g(x)$, resulting in massive efficiency gains.

Like in BERT [6], before inputting z to $h(x)$ we first concatenate a special, learnable classification vector in front of the feature sequence z . The sequence axis then has size $1 + KHW$. We then propagate z and v through $h(x)$:

$$\hat{z} = h(\text{concat}(v, z)) \in \mathbb{R}^{C \times (1+KHW)}, \quad (4)$$

where $v \in \mathbb{R}^{C \times 1}$ is the learnable classification vector. The final state of the classification vector is then treated as the final representation of the video, to be used by the classification head.

3.4 MLP Classification Head

For action recognition, a one-layer MLP predicts class probabilities based only on the classification vector in \hat{z} . However, location sensitive tasks can use all of \hat{z} , which contains full spatiotemporal feature structure. Appendix D in the supplemental material demonstrates how to implement VLF in under 50 lines of standard PyTorch code and shows the architecture in full detail. In the next section, we evaluate the speed and accuracy of our model against existing architectures.

4 Experimental Setup

4.1 Datasets

Often, very slow but powerful models [2, 1, 8, 9] achieve state-of-the-art accuracy on Kinetics, but lack similar superiority on temporally-demanding datasets, such as EPIC-KITCHENS [5] or Something-Something [10]. For example, Table 7 in [2] shows that both the largest version of TimeSformer [2] and SlowFast [9] are beaten by the hugely faster TSM [14] on the Something-Something dataset.

In this work, we are interested in temporal modeling ability and therefore evaluate our models on the EPIC-KITCHENS-100 (EK100) and Something-Something-V2 (SSV2) datasets. The datasets consist of 90,000 and 220,000 videos, respectively, and contain pre-defined validation splits. EK100 videos contain separate verb and noun labels that, in conjunction, form an action label. For EK100, we create a simpler subset called EPIC-KITCHENS-100-Subset (EK100-Subset), that does not include as many distracting challenges. An overview of this dataset is presented in Table 1 and more information about it can be found in Appendix A. Still, EK100-Subset is more challenging than SSV2 because it has 1) 254 classes instead of 174, but less than $\frac{1}{4}$ of the training samples and 2) the video length in frames and seconds has a $13\times$ and $3\times$ larger standard deviation, respectively.

4.2 Metrics

Apart from action, verb and noun accuracy, we provide additional axes of comparison, especially relevant for practitioners who aim to compare the real-world hardware performance of different models. These metrics are independent of the dataset being used.

Latency Due to implementation differences, the theoretical FLOPs metric (number of floating point operations) unfortunately does not reliably translate to real-world efficiency on modern hardware accelerators. We thus compare the training latency of each model. On a single RTX 3090 GPU, We

Table 1: Comparison of the original EPIC-KITCHENS-100 dataset, our manually created subset EK100-Subset, and Something-Something-V2. Metrics are calculated over the pre-defined training and validation set. For EK100, we create a simpler subset for our study to avoid the use of additional training tricks, that would be necessary to cope with irrelevant difficulties in the dataset.

Dataset	Train Videos	Val. Videos	Avg. Video Length (s)	Avg. Video Length (frames)	Verb Classes	Noun Classes	Action Classes
EK100	67,217	9,668	3.3 ± 5.7	179 ± 305	97	300	3806
EK100-Subset	37,392	5,174	2.3 ± 3.1	125 ± 168	10	35	254
Something-Something-V2	168,913	24,777	3.8 ± 1.1	46 ± 013			174

run 1000 training steps, with 50 warm-up steps, a batch size of $8 \times 16 \times 3 \times 224 \times 224$ (batch, frames, channels, height, width), and 16-bit precision.¹ For each model, we average over the 1000 steps, to receive the average latency of a single training step. Because every GPU has different speeds, we report relative latency only, where our base VLF has the value $1.00 \times$.

Video Memory Requirements The tier of hardware a practitioner has can greatly constrain the amount of video memory (VRAM) a model is allowed to require during training. We thus include the VRAM requirement of each model during training, when using a batch size of $8 \times 16 \times 3 \times 224 \times 224$ and 16-bit precision.

4.3 Baselines

In this study, we focus on the efficiency of video action recognition. Therefore, we do not study the largest configurations of models, as these are extremely slow, and instead study the most efficient configurations of each model. This is what we call a high-efficiency setting. It should be known that our experiments are not an attempt at achieving the highest possible accuracy, but an attempt at finding out which model performs best in this high-efficiency setting.

We include eight models for comparison: **1)** VTN-b0 [15] **2)** TSM-R50 [14] **3)** TSM-R50+NL [26] **4)** TimeSformer [2] **5)** I3D-R50 [4] **6)** SlowFast 4×16 [9] **7)** X3D-XS [8] **8)** R(2+1)D-18 [22]. All of these models apart from R(2+1)D are either state-of-the-art on Kinetics or state-of-the-art in terms of efficiency. For our proposed VLF we include three versions: 1) Our base model that uses an EfficientNet-b0 backbone (b0) [21], 2) a scaled-up version that uses an EfficientNet-b2 backbone (b2) [21], and 3) a version that uses a ResNet-50 backbone (R50) [11], for an apple-to-apple comparison with other methods like TSM where implementations using b0 or b2 backbones are not available. Of all models, VLF, VTN, and TSM are based on 2D convolutions (TSN), VLF, VTN, and TimeSformer are based on transformers, and I3D, SlowFast, X3D, and R(2+1)D are 3D convolutional.

4.4 Training

For a fair comparison, we train all models in the exact same training environment. We do not utilize Kinetics pretraining and only use RGB frames. All models use 16 input frames and resize original videos to a spatial resolution of 224×224 . Because we do not use specialized training or inference tricks, our accuracy results differ from existing publications. Further implementation details can be found in Appendix B.

5 Experimental Results

5.1 Main Results on EK100-Subset

In Table 2, we compare VLF with the state-of-the-art models on the EK100-Subset dataset. We also perform benchmarks to compare the efficiency (Latency) and video memory (VRAM) requirement of each model, as described in Section 4.2. Individually, VLF achieves the 2nd highest efficiency and the 3rd highest accuracy. While VTN has a 5% lower latency than VLF-b0, it also has a 4.3% lower accuracy (gray). Similarly, while TSM+NL achieves a 1.4% higher accuracy than VLF-b0, it has

¹Latency measurements for inference only are reported in the Appendix.

Table 2: Evaluation of VLF against the state-of-the-art. VLF-b0 achieves the 2nd best efficiency (left) and the 3rd best accuracy (right). No other method reaches top-3 scores on *both* metrics. We shade this model in green. Backbones are referenced in Section 4.3. (best viewed in color).

(a) Efficiency (sorted by latency)				(b) Accuracy on EK100-Subset (sorted by action accuracy)					
Model	Backbone	Latency	VRAM	Model	Backbone	Action Acc.	Verb Acc.	Noun Acc.	#Param.
X3D [8]		4.40×	6.2 GB	X3D [8]					3.9M
R(2+1)D [22]		4.25×	11.8 GB	R(2+1)D [22]		26.9%	58.8%	38.0%	31.3M
TimeSformer [2]	ViT	3.17×	23.2 GB	SlowFast [9]		32.5%	64.7%	43.2%	33.7M
TSM+NL [14, 26]	R50	2.37×	20.1 GB	I3D [4]	R50	38.3%	63.4%	51.5%	46.3M
SlowFast [9]		1.90×	5.2 GB	TimeSformer [2]	ViT	42.4%	61.3%	53.5%	114.2M
TSM [14]	R50	1.47×	9.3 GB	VTN [15]	b0	47.1%	71.4%	58.3%	8.8M
VLF	b2	1.38×	10.9 GB	TSM [14]	R50	49.2%	73.5%	61.5%	23.6M
VLF	R50	1.34×	8.2 GB	VLF	R50	50.6%	73.9%	61.1%	33.0M
I3D [4]	R50	1.20×	5.1 GB	VLF	b0	51.4%	74.0%	61.0%	12.2M
VLF	b0	1.00×	8.0 GB	VLF	b2	52.2%	75.0%	62.0%	17.2M
VTN [15]	b0	0.95×	7.8 GB	TSM+NL [14, 26]	R50	52.8%	75.7%	63.0%	31.0M

Table 3: Evaluation of VLF on Something-Something-V2 (sorted by accuracy). Transformer-based models are shaded.

Model	Backbone	Accuracy
R(2+1)D		41.2%
I3D	R50	42.8%
SlowFast		46.8%
VTN	b0	50.5%
X3D		51.4%
VLF	b0	53.7%
TimeSformer	ViT	54.5%
VLF	R50	54.6%
VLF	b2	54.8%
TSM	R50	58.6%
TSM+NL	R50	59.8%

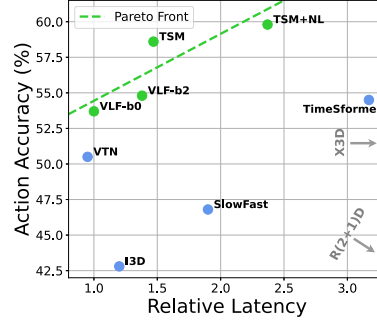


Figure 4: Accuracy/Efficiency comparison on Something-Something-V2. VLF and TSM offer a better mix of accuracy and latency than other models, forming the so-called Pareto Front of the most economic models (best viewed in color).

more than twice the latency (orange). Out of all models, VLF-b0 (green) is the only one that is able to achieve top-3 performance in efficiency and accuracy simultaneously.

We observe that even when using the same ResNet50 backbone, VLF is more efficient than TSM ($1.34\times$ vs. $1.47\times$ latency). In theory, TSM adds zero additional computation to the Temporal Segment Network that both TSM and VLF are based on. SlowFast, TSM+NL, TimeSformer, X3D, and R(2+1)D all exhibit inferior efficiency of up to $4\times$, in spite of us having chosen the smallest possible configuration of each of these models for this study (see Section 4.3). Other configurations of these models are up to magnitudes less efficient than the ones we include here. As an example, VLF-b0 has a latency of $1.00\times$ and trains in 7 (EK100-Subset) and 19 hours (SSV2) on a single RTX 3090 GPU. In contrast, R(2+1)D has a latency of $4.25\times$ and takes 35 (EK100-Subset) and a whopping 150 hours (SSV2) for the same task. Clearly, the low latency models like VLF can be trained on a single GPU and large datasets in a feasible amount of time, while the higher latency models require a cluster of GPUs to be trained in a feasible amount of time. Table 2b shows that these high-latency models are not only slower, but also less accurate on EK100-Subset. Overall, we consider VLF in this high-efficiency setting on EK100-Subset and find that it offers the best blend of accuracy and efficiency out of all state-of-the-art models.

5.2 Something Something V2 Results

Using the same hyperparameters as for EK100-Subset, we finally train and evaluate all models once on the large-scale Something-Something-V2 dataset. Latency and VRAM measurements from Table 2a are the same. Our results in Table 3 exhibit three new insights:

1. VLF improves upon all methods, when considering efficiency and accuracy (see Figure 4), apart from TSM. Specifically, VLF-b2 outperforms TimeSformer by 0.3% accuracy, while having a latency of $1.38\times$ compared to $3.17\times$. VLF-b0 outperforms VTN by 3.2% accuracy, at almost the same latency. VLF also outperforms all 3D convolutional methods SlowFast, X3D, I3D, and R(2+1)D, while having a much better latency.

2. Compared to its accuracy ranking on EK100-Subset, TSM improves to the point where its accuracy is 3.80% higher than the next-best model.
3. Most importantly, the typical state-of-the-art models (X3D, SlowFast, TimeSformer, R(2+1)D) are no longer competitive in this high-efficiency setting. In their original studies, the largest configurations of these models demonstrate superior performance, but are very slow. Their most efficient versions, which we study here, are both less accurate *and* less efficient than VLF and TSM (see Figure 4). X3D, SlowFast, TimeSformer, and R(2+1)D are 3.4%, 8.0%, 0.3%, and 13.6% less accurate than VLF-b2, while having a $3.19\times$, $1.38\times$, $2.30\times$, and $3.08\times$ higher latency, respectively. This novel evidence shows that for a use case requiring fast models, the typical state-of-the-art models based on 3D convolutions and large transformers are bad choices, and 2D convolutional models like VLF or TSM should be chosen instead.

5.3 Ablation Experiments

In this last part of our work, we perform an ablation study to find out which hyperparameter changes are most economic in terms of accuracy and efficiency, when scaling VLF up or down. All ablations use our base VLF-b0 model and the EK100-Subset dataset.

Scaling One can increase either three of the options in the top row of Figure 5 to scale VLF up. We observe that increasing the number of input frames beyond 16 is detrimental on our dataset. On datasets where the average video length is bigger, for example 10 seconds instead of 2.3 seconds, using more frames is likely less detrimental or even beneficial. Furthermore, using a large EfficientNet-b4 backbone or using an input resolution of 256×456 both increase the latency of the base VLF to $\sim 2.0\times$. Increasing the spatial resolution, however, yields a much higher increase in accuracy for the same increase in latency, suggesting that *increasing spatial resolution is a better choice when scaling up VLF*.

To scale VLF down, one can similarly decrease either three of these options. Decreasing the spatial resolution to 112×112 reduces the latency to $\sim 0.5\times$, and decreasing the number of input frames to 4 also reduces the latency to $\sim 0.6\times$. Decreasing the number of input frames, however, sustains a much higher accuracy for the same improvement in efficiency, suggesting that *decreasing the number of input frames is a better choice when scaling down VLF*.

Interestingly, results from both upscaling and downscaling suggest that accuracy is very sensitive to spatial input resolution. Increasing the input resolution results in substantial accuracy gains. We report an overall decrease of 7.9% in verb accuracy and 14.1% in noun accuracy when moving from the largest to the smallest resolution. This suggests that *motion is less sensitive to spatial resolution than spatial semantics are*.

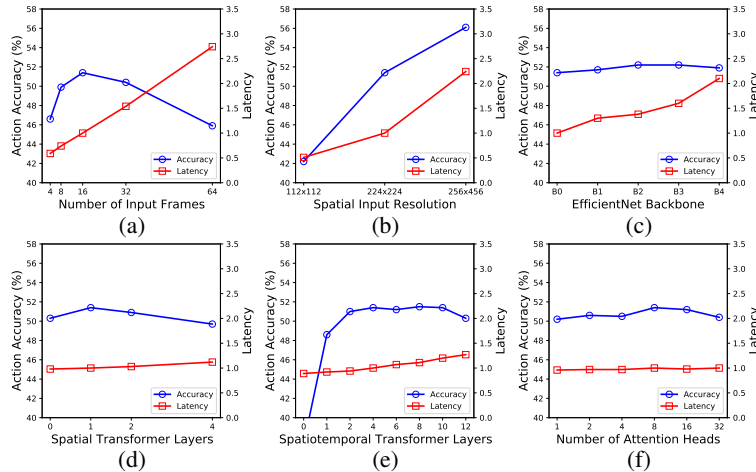


Figure 5: Each subfigure varies one VLF hyperparameter. The default VLF uses 16 input frames, a spatial resolution of 224×224 , an EfficientNet-b0 backbone, 1 spatial transformer layer, 4 spatiotemporal transformer layers, and 8 attention heads. (fixed $H = 3$ & $W = 3$ in b).

Spatial and Spatiotemporal Transformer Table 4 displays the distribution of latency over VLF’s three components. If the lightweight $g(x)$ and $h(x)$ transformers are removed, VLF turns into TSN. Figure 5e evaluates the importance of the spatiotemporal transformer by removing it completely (0 layers) and instead averaging predictions over frames, as TSN does. When adding a single spatiotemporal transformer layer, the action accuracy skyrockets from 37.3% to 48.6%, while only increasing latency by a minuscule 3%. Similarly, Figure 5d shows that using one spatial transformer layer compared to using no spatial transformer at all, gives a non-trivial accuracy increase, while adding less than one percent additional latency.

Overall, we observe that spatial and spatiotemporal transformer layers, while lightweight, yield considerable amounts of accuracy in this factorized approach. However, the quadratic run time and memory requirements of the transformer self-attention mechanism will likely cause this observation to no longer hold when using higher internal spatial resolutions H and W .





5.4 Interpretability

We lastly ask the question whether VLF focuses on more salient parts of the input compared to the exclusively convolutional TSM. We use the prediction attribution technique Integrated Gradients [20] to compute importance scores for each pixel in an input video. While we find that VLF and TSM focus on similar things spatially, they behave very different temporally. In Table 5, we see that TSM tends to focus on a single temporal location (single spike), where frames are redundantly similar. In contrast, VLF focuses on three key locations (multiple spikes). The top-3 frames by VLF are a more interpretable video summary than the top-3 frames of TSM. This makes sense because TSM does not contain a temporal attention mechanism, as VLF does. Overall, VLF’s predictions are more clearly attributed to key frames of the input. Appendix C shows additional examples.

Table 4: Comparing the run time of VLF’s components.

Model Stage	Latency	# Param
VLF	100.0%	12.2M
$f(x)$	87.9%	8.2M
$g(x)$	0.8%	0.8M
$h(x)$	11.3%	3.2M

Table 5: Relative importance of the 16 input frames on a validation video. VLF focuses on temporally-distinct frames (multiple spikes), while TSM tends to focus on a single moment (single spike). More in Appendix C.

Model	All Frames	Top-3 Frames
TSM		
VLF		

6 Conclusion

In this work, we introduced VideoLightFormer, a novel action recognition architecture that uses lightweight transformers to leverage spatiotemporal feature structure in an efficient manner. In a high-efficiency setting on EK100-Subset, it is the only model that achieves top-3 performance in efficiency and accuracy. On Something-Something-V2, it outperforms all but TSM, when considering efficiency and accuracy, while being more interpretable than TSM. Results on EK100-Subset and Something-Something-V2 also revealed that, when requiring fast models, 2D convolutional models like VLF and TSM are more efficient and accurate than state-of-the-art models based on 3D convolutions and large transformers. In future work, we hope to evaluate VLF on additional datasets and benchmark the efficiency of models on different types of GPUs, including inference on mobile devices. We hope our work can set an example for efficiency-focused action recognition research.

Negative Societal Impacts Our work, which aims to reduce the amount of computation required for capable action recognition, moves one step closer towards making lightweight hardware devices capable of automatic video analysis. This direction has the potential of enabling more wide-spread, privacy-damaging video surveillance in the future. Therefore, care must be taken to prevent unethical use of this technology in the future.

References

- [1] Anurag Arnab et al. “Vivit: A video vision transformer”. In: *arXiv preprint arXiv:2103.15691* (2021).
- [2] Gedas Bertasius, Heng Wang, and Lorenzo Torresani. “Is Space-Time Attention All You Need for Video Understanding?”. In: *arXiv preprint arXiv:2102.05095* (2021).
- [3] Nicolas Carion et al. “End-to-end object detection with transformers”. In: *European Conference on Computer Vision*. Springer. 2020, pp. 213–229.
- [4] Joao Carreira and Andrew Zisserman. “Quo vadis, action recognition? a new model and the kinetics dataset”. In: *proceedings of the IEEE Conference on Computer Vision and Pattern Recognition*. 2017, pp. 6299–6308.
- [5] Dima Damen et al. “Rescaling egocentric vision”. In: *arXiv preprint arXiv:2006.13256* (2020).
- [6] Jacob Devlin et al. “Bert: Pre-training of deep bidirectional transformers for language understanding”. In: *arXiv preprint arXiv:1810.04805* (2018).
- [7] Alexey Dosovitskiy et al. “An image is worth 16x16 words: Transformers for image recognition at scale”. In: *arXiv preprint arXiv:2010.11929* (2020).
- [8] Christoph Feichtenhofer. “X3d: Expanding architectures for efficient video recognition”. In: *Proceedings of the IEEE/CVF Conference on Computer Vision and Pattern Recognition*. 2020, pp. 203–213.
- [9] Christoph Feichtenhofer et al. “Slowfast networks for video recognition”. In: *Proceedings of the IEEE/CVF International Conference on Computer Vision*. 2019, pp. 6202–6211.
- [10] Raghav Goyal et al. “The” something something” video database for learning and evaluating visual common sense”. In: *Proceedings of the IEEE International Conference on Computer Vision*. 2017, pp. 5842–5850.
- [11] Kaiming He et al. “Deep residual learning for image recognition”. In: *Proceedings of the IEEE conference on computer vision and pattern recognition*. 2016, pp. 770–778.
- [12] Yingwei Li, Yi Li, and Nuno Vasconcelos. “Resound: Towards action recognition without representation bias”. In: *Proceedings of the European Conference on Computer Vision (ECCV)*. 2018, pp. 513–528.
- [13] Zhenyang Li et al. “Videolstm convolves, attends and flows for action recognition”. In: *Computer Vision and Image Understanding* 166 (2018), pp. 41–50.
- [14] Ji Lin, Chuhan Gan, and Song Han. “Tsm: Temporal shift module for efficient video understanding”. In: *Proceedings of the IEEE/CVF International Conference on Computer Vision*. 2019, pp. 7083–7093.
- [15] Daniel Neimark et al. “Video transformer network”. In: *arXiv preprint arXiv:2102.00719* (2021).
- [16] Juan-Manuel Perez-Rua et al. “Knowing what, where and when to look: Efficient video action modeling with attention”. In: *arXiv preprint arXiv:2004.01278* (2020).
- [17] Olga Russakovsky et al. “Imagenet large scale visual recognition challenge”. In: *International journal of computer vision* 115.3 (2015), pp. 211–252.
- [18] Laura Sevilla-Lara et al. “Only time can tell: Discovering temporal data for temporal modeling”. In: *Proceedings of the IEEE/CVF Winter Conference on Applications of Computer Vision*. 2021, pp. 535–544.
- [19] Shikhar Sharma, Ryan Kiros, and Ruslan Salakhutdinov. “Action recognition using visual attention”. In: *arXiv preprint arXiv:1511.04119* (2015).
- [20] Mukund Sundararajan, Ankur Taly, and Qiqi Yan. “Axiomatic attribution for deep networks”. In: *International Conference on Machine Learning*. PMLR. 2017, pp. 3319–3328.
- [21] Mingxing Tan and Quoc Le. “Efficientnet: Rethinking model scaling for convolutional neural networks”. In: *International Conference on Machine Learning*. PMLR. 2019, pp. 6105–6114.
- [22] Du Tran et al. “A closer look at spatiotemporal convolutions for action recognition”. In: *Proceedings of the IEEE conference on Computer Vision and Pattern Recognition*. 2018, pp. 6450–6459.
- [23] Ashish Vaswani et al. “Attention is All you Need”. In: *NIPS*. 2017.
- [24] Limin Wang et al. “Temporal segment networks: Towards good practices for deep action recognition”. In: *European conference on computer vision*. Springer. 2016, pp. 20–36.

- [25] Xiaofang Wang et al. “Attentionnns: Spatiotemporal attention cell search for video classification”. In: *European Conference on Computer Vision*. Springer. 2020, pp. 449–465.
- [26] Xiaolong Wang et al. “Non-local neural networks”. In: *Proceedings of the IEEE conference on computer vision and pattern recognition*. 2018, pp. 7794–7803.
- [27] Kelvin Xu et al. “Show, attend and tell: Neural image caption generation with visual attention”. In: *International conference on machine learning*. PMLR. 2015, pp. 2048–2057.