

# A VARIATIONAL NON-LINEAR CONSTRAINED MODEL FOR THE INVERSION OF FDEM DATA

A BUCCINI<sup>1</sup> AND P DÍAZ DE ALBA<sup>2</sup>

**Abstract.** Reconstructing the structure of the soil using non invasive techniques is a very relevant problem in many scientific fields, like geophysics and archaeology. This can be done, for instance, with the aid of Frequency Domain Electromagnetic (FDEM) induction devices. Inverting FDEM data is a very challenging inverse problem, as the problem is extremely ill-posed, i.e., sensible to the presence of noise in the measured data, and non-linear. Regularization methods aim at reducing this sensitivity. In this paper we develop a regularization method to invert FDEM data. We propose to determine the electrical conductivity of the ground by solving a variational problem. The minimized functional is made up by the sum of two terms, the data fitting term ensures that the recovered solution fits the measured data, while the regularization term enforces sparsity on the Laplacian of the solution. The trade-off between the two terms is determined by the regularization parameter. This is achieved by minimizing an  $\ell_2 - \ell_q$  functional with  $0 < q \leq 2$ . Since the functional we wish to minimize is nonconvex, we show that the variational problem admits a solution. Moreover, we prove that, if the regularization parameter is tuned accordingly to the amount of noise present in the data, this model induces a regularization method. Some selected numerical examples show the good performances of our proposal.

**1. Introduction.** In this paper we consider a severely ill-posed problem that arises in geophysics, namely the reconstruction of the electrical conductivity of the ground using a Frequency Domain Electromagnetic (FDEM) induction device. In this work we will consider a two-dimensional vertical section of the ground and the magnetic permeability to be known and constant. The extension to the three-dimensional case and unknown magnetic permeability is straightforward and, for simplicity, we will not consider it here. The considered problem is of the form

$$(1.1) \quad \arg \min_{\Sigma \in \mathcal{X}} \|\mathcal{M}(\Sigma) - \mathcal{B}\|_{\mathcal{Y}}^2,$$

where  $\mathcal{X}$  and  $\mathcal{Y}$  are Hilbert spaces,  $\Sigma \in \mathcal{X}$  represents the electrical conductivity,  $\mathcal{B} \in \mathcal{Y}$  collects the measured (and possibly noisy) data by the FDEM device,  $\|\cdot\|_{\mathcal{Y}}$  denotes the norm defined on  $\mathcal{Y}$ , and  $\mathcal{M} : \mathcal{X} \rightarrow \mathcal{Y}$  is a nonlinear function. We assume that (1.1) is ill-posed, i.e., the solution may not be unique and its computation is very sensible to the presence of noise in the measured data. Therefore, the naive solution of (1.1) is usually a poor approximation of the exact electrical conductivity. To compute a meaningful solution we need to resort to regularization methods; see, e.g., [18] for a discussion.

We represent the two-dimensional ground as the semi-infinite rectangle  $[0, 1] \times [0, \infty)$ , where the first dimension is the horizontal space dimension (intuitively the “sea-level”) and the second dimension is the depth. Our purpose is to reconstruct an “image” of the electrical conductivity on this rectangle. This can be done by using a FDEM induction device called Ground Conductivity Meter (GCM). Its principle of operation is based on an alternating electrical current which flows through a small electric wire coil (the transmitter). A second coil (the receiver) is positioned at a fixed distance from the first one, and the two coil axes may be aligned either vertically or horizontally. The transmitting coil generates an electromagnetic (EM) field above the surface of the ground, a portion of which propagates into it. This EM field, called the primary field  $H_P$ , induces an alternating electrical current within the ground, generating in turn a secondary EM field  $H_S$ , which propagates back to the surface and the air above. The second wire coil acts as a receiver, measuring the amplitude and phase components of the ratio between the primary and secondary EM fields. The measurements obtained by a GCM depend on some instrument settings, like the orientation of the dipoles, the frequency of the alternating current, the inter-coil distance, and the height of the instrument above the ground.

We provide below a brief discussion on the functional  $\mathcal{M}$  presented in (1.1). As we will see, the described model is one-dimensional, i.e., the measured data depends exclusively on the electrical conductivity below the measuring point.

We assume that  $N$  equispaced measurement sets  $\mathbf{b}_j$  are performed in some interval  $[a, b]$  (in our experiments we will set  $a = 0\text{m}$  and  $b = 10\text{m}$ ). Each set is obtained by collecting several measurements using different configurations of the FDEM device. Denoting by

$$\boldsymbol{\Sigma} = [\boldsymbol{\sigma}_1, \dots, \boldsymbol{\sigma}_N],$$

we can discretize the minimization problem (1.1) as follows

$$(1.2) \quad \boldsymbol{\Sigma} = \arg \min_{\boldsymbol{\Sigma}} \sum_{j=1}^N \|M(\boldsymbol{\sigma}_j) - \mathbf{b}_j\|_2^2,$$

where  $\|\cdot\|_2$  is the Euclidean vector norm,  $\boldsymbol{\Sigma} = [\boldsymbol{\sigma}_1, \dots, \boldsymbol{\sigma}_N] \in \mathbb{R}^{n \times N}$ ,  $\mathbf{B} = [\mathbf{b}_1, \dots, \mathbf{b}_N] \in \mathbb{C}^{m \times N}$ , and the vector function  $\mathbf{M}(\boldsymbol{\Sigma}) = [M(\boldsymbol{\sigma}_1), \dots, M(\boldsymbol{\sigma}_N)] \in \mathbb{C}^{(m \times n)}$  returns the readings predicted by the model in the same order they were arranged in the vector  $\mathbf{b}_j$ . This can be done because the model is one-dimensional, i.e., the values of the  $j$ th column of  $\mathbf{B}$  depend only on the entries of the  $j$ th column of  $\boldsymbol{\Sigma}$ .

Therefore, once discretized, the two-dimensional problem is reduced to  $N$  independent one-dimensional problems.

Although this may seem beneficial, since this decoupling can be greatly useful in lowering the computational complexity of the problem at hand, this is not completely true. A natural approach for solving the two-dimensional problem would be to solve each one-dimensional problem independently and then “stack” the obtained solutions in order to get a two-dimensional image; see [14]. However, as we show in our numerical examples, in practice this approach may lead to poor reconstructions. In fact, the problem is severely ill-posed and in real-world applications the measured data is affected by noise, thus the obtained solution can deviate (also substantially) from the exact  $\boldsymbol{\sigma}_j$  and this results in the stacked image to be “spliced”. It is the purpose of this paper to propose a solution method that couples the  $\boldsymbol{\sigma}_j$  in order to avoid this “splicing” and to counteract the ill-posedness of the problem. To this end, we consider the following variational problem

$$(1.3) \quad \arg \min_{\boldsymbol{\Sigma} \geq 0} \frac{1}{2} \|\mathbf{M}(\boldsymbol{\Sigma}) - \mathbf{B}\|_F^2 + \frac{\gamma}{q} \|\mathbf{D}(\boldsymbol{\Sigma})\|_q^q,$$

where  $\|\cdot\|_F$  denotes the Frobenius norm,  $\gamma > 0$ , and  $0 < q \leq 2$ . With the notation  $\mathbf{D}(\boldsymbol{\Sigma})$  we denote the vector in  $\mathbb{R}^{nN}$  defined by

$$\mathbf{D}(\boldsymbol{\Sigma}) = D(\text{vec}(\boldsymbol{\Sigma})),$$

with  $D = L \otimes I + I \otimes L$ , where  $\otimes$  denotes the Kronecker product,  $I$  is the identity matrix,  $\text{vec}$  is the vectorization operator, and

$$L = \begin{bmatrix} 2 & -1 & & & \\ -1 & 2 & -1 & & \\ & \ddots & \ddots & \ddots & \\ & & -1 & 2 & -1 \\ & & & -1 & 2 \end{bmatrix}.$$

The operator  $\mathbf{D}$  (or equivalently the matrix  $D$ ) is a discretization of the Laplacian, thus we are considering a high order version of so-called Total Variation regularization [29]. When

$q = 2$  the model (1.3) reduces to the well-known Tikhonov minimization for non-linear problems, here with the addition of the non-negativity constraint; see [18, 22] for a discussion on Tikhonov method and [1] for an algorithm for the solution of the nonnegatively constrained Tikhonov minimization for linear problems. When  $1 < q < 2$  the term  $\|\mathbf{D}(\boldsymbol{\Sigma})\|_q^q$  is convex and smooth, while for  $q = 1$  it is convex, but non-smooth. For  $0 < q < 1$  we define  $\|\mathbf{x}\|_q^q = \sum_{j=1}^n |x_j|^q$  and we still refer to this quantity as to  $\ell_q$ -norm, however, this is not a norm since it does not satisfy the triangular inequality. Therefore, if  $0 < q < 1$ , the second term in (1.3) is non-convex. Nevertheless, as shown in [5, 7–10, 25], in imaging application it is beneficial to select  $0 < q < 1$ , this is due to the fact that, in this case, the  $\ell_q$ -norm approximates the  $\ell_0$ -norm, thus leading to reconstructions with sparse gradients. This property is desirable in an approximate reconstruction.

Finally, observe that, since we have used zero boundary conditions for the discretization of the Laplacian, it holds that  $\text{rank}(D) = nN$ . Moreover, note that, since we know that the electrical conductivity is positive, we imposed the nonnegativity constraint.

This paper is organized as follows: Section 2 describe the functional  $\mathcal{M}$  and its discretization, in Section 3 we show the theoretical properties of (1.3). Section 4 provides an algorithm for the computation of an approximate solution of (1.3), in Section 5 we show some numerical examples to demonstrate the performances of the proposed approach, and we draw some conclusions and outline future research in Section 6.

**2. Modelization of the problem.** We now briefly describe how the FDEM device can be modeled. The main nonlinear forward model which describes the interaction between the soil and the FDEM induction device when the electrical conductivity and the magnetic permeability are known, has been described in [23].

In this model, the soil is assumed to have  $n$  layers which are characterized by an electrical conductivity  $\sigma_i$  (measured in S/m) and a magnetic permeability  $\mu_i$  (measured in H/m), for  $i = 1, \dots, n$ ; see [12, 15] for more details. The thickness of each layer, measured in meters, is denoted by  $d_i$ , considering infinite the thickness of the deepest layer  $d_n$ . Finally, the distance between the coils is represented by  $\rho$  and the height at which the measurements are taken by  $h$ .

Let us now consider  $u_i(\lambda) = \sqrt{\lambda^2 + i\sigma_i\mu_i\omega}$ , where  $i$  denotes the imaginary unit and  $\omega$  is the angular frequency of the instrument, that is,  $2\pi$  times the frequency in Hertz. The variable  $\lambda$  is the variable of integration which ranges from zero to infinity measuring the ratio between the depth in meters below the ground surface and the inter-coil distance  $\rho$ .

The surface admittance  $Y_i(\lambda)$  at the top of each layer verifies the recursion

$$(2.1) \quad Y_i(\lambda) = N_i(\lambda) \frac{Y_{i+1}(\lambda) + N_i(\lambda) \tanh(d_i u_i(\lambda))}{N_i(\lambda) + Y_{i+1}(\lambda) \tanh(d_i u_i(\lambda))},$$

for  $i = n - 1, \dots, 1$ , where  $N_i(\lambda) = u_i(\lambda)/(i\mu_i\omega)$  represents the characteristic admittance in the  $i$ -th layer; see [30]. At the last layer, i.e., when  $i = n$ , the characteristic admittance and the surface admittance coincide being  $Y_n(\lambda) = N_n(\lambda)$  used to initialize the recursion (2.1). We remark here, that both the characteristic and the surface admittances are functions of the frequency  $\omega$  via the functions  $u_i(\lambda)$ .

Now, the ratio of the secondary to the primary field for the vertical ( $\nu = 0$ ) and horizontal ( $\nu = 1$ ) orientation of the coils are given by

$$(2.2) \quad M_\nu(\boldsymbol{\sigma}, \boldsymbol{\mu}; h, \omega, \rho) = -\rho^{3-\nu} \mathcal{H}_\nu \left[ \lambda^{1-\nu} e^{-2h\lambda} R_{\omega,0}(\lambda) \right] (\rho), \quad \nu = 0, 1,$$

where  $\boldsymbol{\sigma} = (\sigma_1, \dots, \sigma_n)^T$ ,  $\boldsymbol{\mu} = (\mu_1, \dots, \mu_n)^T$ ,  $N_0(\lambda) = \lambda/(i\mu_0\omega)$ ,  $\mu_0 = 4\pi \cdot 10^{-7} \text{H/m}$  is

the magnetic permeability of free space. The reflection factor  $R_{\omega,0}(\lambda)$  is defined by

$$R_{\omega,0}(\lambda) = \frac{N_0(\lambda) - Y_1(\lambda)}{N_0(\lambda) + Y_1(\lambda)},$$

with  $Y_1(\lambda)$  computed by the recursion (2.1), and

$$\mathcal{H}_\nu[f](\rho) = \int_0^\infty f(\lambda) J_\nu(\rho\lambda) \lambda d\lambda, \quad \nu = 0, 1,$$

is the Hankel transform, where  $J_0, J_1$  are first kind Bessel functions of order 0 and 1, respectively.

Note that functions in (2.2) are complex valued functions. The imaginary part or quadrature component of the field ratio is usually interpreted as the apparent conductivity of the soil, while the magnetic permeability is related to the real or in-phase component.

Simultaneous measurements with different inter-coil distances or different operating frequencies can be recorded by recent FDEM devices at different heights. We denote by  $\boldsymbol{\rho} = (\rho_1, \dots, \rho_{m_\rho})^T$ ,  $\mathbf{h} = (h_1, \dots, h_{m_h})^T$ , and  $\boldsymbol{\omega} = (\omega_1, \dots, \omega_{m_\omega})^T$ , the vectors containing the loop-loop distances, the heights, and the angular frequencies at which the readings were taken. We consider the corresponding  $m = 2m_\rho m_h m_\omega$  data points  $b_{tls}^\nu$ , where  $t = 1, \dots, m_\rho$ ,  $l = 1, \dots, m_h$ ,  $s = 1, \dots, m_\omega$ , while  $\nu = \{0, 1\}$  represents the vertical and horizontal orientations of the coils, respectively. The observations  $b_{tls}^\nu$  are rearranged in a vector  $\mathbf{b} \in \mathbb{C}^m$ .

There exists different papers in which this nonlinear model has been studied for different device configurations and applying different techniques, see for example [12–15, 17, 23]. An algorithm for the regularized inversion of this model has been implemented in a Matlab package which includes a graphical user interface; see [11].

We remark that for small values of the conductivity of the soil, a linear model has been introduced in [26] and has been solved first in [3] and later in [16] from the theoretical point of view, where an optimized solution method has been proposed.

In the following, it is assumed that the contribution of the permeability distribution to the overall response is negligible, i.e.  $\mu = \mu_0$ , so that the measurements are considered to be sensitive merely to conductivity values. However, in principle, the regularization approach discussed here can be easily extended to include also the inversion for the  $\boldsymbol{\mu}$  components; see [12].

**3. Regularization property.** In this section we will consider the model (1.3) in the presence of noise, that is

$$(3.1) \quad \arg \min_{\boldsymbol{\Sigma} \geq 0} \frac{1}{2} \|\mathbf{M}(\boldsymbol{\Sigma}) - \mathbf{B}^\delta\|_F^2 + \frac{\gamma}{q} \|\mathbf{D}(\boldsymbol{\Sigma})\|_q^q,$$

where  $\delta$  denotes the noise present in the data, i.e.,

$$\|\mathbf{B} - \mathbf{B}^\delta\| \leq \delta.$$

We would like to show that the model (3.1) induces a regularization method. Namely, if  $\gamma$  is chosen depending on the amount of noise that corrupts the data, then the solutions of (3.1) converge to a minimum norm solution of the noise free problem (1.3) as  $\mathbf{B}^\delta \rightarrow \mathbf{B}$  or, equivalently,  $\delta \rightarrow 0$ . Denote by  $\mathcal{J}$  the functional minimized in (3.1), i.e.,

$$(3.2) \quad \mathcal{J}(\boldsymbol{\Sigma}) = \frac{1}{2} \|\mathbf{M}(\boldsymbol{\Sigma}) - \mathbf{B}^\delta\|_F^2 + \frac{\gamma}{q} \|\mathbf{D}(\boldsymbol{\Sigma})\|_q^q + \iota_0(\boldsymbol{\Sigma}),$$

where  $\iota_0(\Sigma)$  is the indicator function of the nonnegative cone, namely

$$\iota_0(\Sigma) = \begin{cases} 0 & \text{if } \Sigma \geq 0, \\ \infty & \text{else.} \end{cases}$$

Before showing the regularization property we need to first prove some auxiliary results. The analysis of the model can be derived from the ones in [7, 24], however, since some proofs are different, we report it here for the convenience of the reader.

We first recall the following result

LEMMA 3.1 ([7]). *Let  $\{x_j\}_{j \in \mathbb{N}}$  be a sequence of elements of  $\mathbb{R}^n$  and let  $q > 0$ . If the  $\|x_j\|_q^q$  are uniformly bounded, i.e., if there exists a constant  $c > 0$  independent of  $j$  such that*

$$\|x_j\|_q^q \leq c \quad \forall j \in \mathbb{N},$$

*then  $\|x_j\|_2^2$  is uniformly bounded.*

We can now show our first preliminary result

PROPOSITION 3.2. *Let  $\mathcal{J}$  be defined in (3.2), then  $\mathcal{J}$  admits a global minimizer.*

PROOF 3.3. *By definition  $\mathcal{J}$  is lower semi-continuous and proper. Moreover, since  $\text{rank}(D) = nN$ , it is easy to see that  $\mathcal{J}$  is coercive. In fact, assume that the sequence  $\{\Sigma_j\}_{j \in \mathbb{N}}$  is such that  $\|\Sigma_j\|_F^2 \rightarrow \infty$  as  $j \rightarrow \infty$ , then, since  $\text{rank}(D) = nN$ ,  $\|\mathbf{D}(\Sigma_j)\|_2^2 \rightarrow \infty$  as  $j \rightarrow \infty$ . Consequently,  $\|\mathbf{D}(\Sigma_j)\|_q^q \rightarrow \infty$  as  $j \rightarrow \infty$  and thus  $\mathcal{J}(\Sigma_j) \rightarrow \infty$  as  $j \rightarrow \infty$ .*

*Since  $\mathcal{J}$  is proper, there exists  $\Sigma$  such that  $\mathcal{J}(\Sigma) < \infty$  and we can define*

$$\varphi = \inf_{\Sigma \in \mathbb{R}^{n \times N}} \mathcal{J}(\Sigma).$$

*By lower semi-continuity of  $\mathcal{J}$ , there exists a sequence  $\{\Sigma_j\}_{j \in \mathbb{N}}$  and  $M \geq 0$  such that*

$$(3.3) \quad \mathcal{J}(\Sigma_j) \rightarrow \varphi \text{ as } j \rightarrow \infty \quad \text{and} \quad \mathcal{J}(\Sigma_j) \leq M \quad \forall j \in \mathbb{N}.$$

*In particular,  $\|\mathbf{D}(\Sigma_j)\|_q^q \leq M$  for all  $j \in \mathbb{N}$  and, thanks to Lemma 3.1, there exists  $\widetilde{M}$  such that  $\|\mathbf{D}(\Sigma_j)\|_2^2 \leq \widetilde{M}$  for all  $j \in \mathbb{N}$ . Since  $\text{rank}(D) = nN$ , the sequence  $\{\Sigma_j\}_{j \in \mathbb{N}}$  is uniformly bounded and, thus, it admits a convergent subsequence denoted by  $\{\Sigma_{j_k}\}_{j_k \in \mathbb{N}}$ , with  $\Sigma_{j_k} \rightarrow \Sigma^*$  as  $j_k \rightarrow \infty$ . We would like to show that  $\Sigma^*$  is a minimizer of  $\mathcal{J}$ . The definition of  $\varphi$  yields*

$$\varphi \leq \mathcal{J}(\Sigma^*) \leq \liminf_{j_k \rightarrow \infty} \mathcal{J}(\Sigma_{j_k}) = \lim_{j_k \rightarrow \infty} \mathcal{J}(\Sigma_{j_k}) = \varphi,$$

*where the second to last equality follows from the lower semi-continuity of  $\mathcal{J}$  and the last one follows from (3.3). This shows that  $\mathcal{J}(\Sigma^*) = \varphi$ , i.e., that  $\Sigma^*$  is a global minimizer of  $\mathcal{J}$  which concludes the proof. We are now in position to show our main result*

THEOREM 1. *Let  $0 < q \leq 2$  be fixed and  $\{\mathbf{B}^{\delta_j}\}_{j \in \mathbb{N}}$  be a sequence such that for all  $j \in \mathbb{N}$   $\|\mathbf{B} - \mathbf{B}^{\delta_j}\|_F \leq \delta_j$ . Assume that  $\delta_j \rightarrow 0$  as  $j \rightarrow \infty$ . Let  $\{\gamma_j\}_{j \in \mathbb{N}}$  be a sequence of positive real numbers such that*

$$\gamma_j \rightarrow 0 \quad \text{and} \quad \frac{\delta_j^2}{\gamma_j} \rightarrow 0 \quad \text{as } j \rightarrow \infty.$$

*Denote by  $\mathcal{J}_j$  the functional*

$$\mathcal{J}_j(\Sigma) = \frac{1}{2} \|\mathbf{M}(\Sigma) - \mathbf{B}^{\delta_j}\|_F^2 + \frac{\gamma_j}{q} \|\mathbf{D}(\Sigma)\|_q^q + \iota_0(\Sigma)$$

and, for all  $j \in \mathbb{N}$  let

$$\Sigma_j \in \arg \min_{\Sigma} \mathcal{J}_j(\Sigma).$$

Then there exists a convergent subsequence of  $\{\Sigma_j\}_{j \in \mathbb{N}}$ , denoted by  $\{\Sigma_{j_k}\}_{j_k \in \mathbb{N}}$  such that

$$\Sigma_{j_k} \rightarrow \Sigma^* \quad \text{as} \quad j_k \rightarrow \infty$$

and

$$\Sigma^* \in \arg \min \{\|\mathbf{D}(\Sigma)\|_q^q : \mathbf{M}(\Sigma) = \mathbf{B}, \Sigma \geq 0\},$$

assuming that this set is not empty.

PROOF 3.4. First let us observe that, thanks to Proposition 3.2, the sequence  $\{\Sigma_j\}_{j \in \mathbb{N}}$  is well defined.

Since  $\Sigma_j$  is a global minimizer for  $\mathcal{J}_j$  we have that for all  $\Sigma$  it holds

$$\mathcal{J}_j(\Sigma_j) \leq \mathcal{J}_j(\Sigma).$$

In particular, let  $\Sigma^\dagger \in \arg \min \{\|\mathbf{D}(\Sigma)\|_q^q : \mathbf{M}(\Sigma) = \mathbf{B}\}$ , then

$$\mathcal{J}_j(\Sigma_j) \leq \mathcal{J}_j(\Sigma^\dagger).$$

Recalling that  $\mathbf{M}(\Sigma^\dagger) = \mathbf{B}$  and that  $\|\mathbf{B} - \mathbf{B}^{\delta_j}\|_F \leq \delta_j$ , for all  $j \in \mathbb{N}$ , we have that there exists  $j_0$  such that, for all  $j > j_0$ , it holds

$$\begin{aligned} \frac{1}{2} \|\mathbf{M}(\Sigma_j) - \mathbf{B}^{\delta_j}\|_F^2 + \frac{\gamma_j}{q} \|\mathbf{D}(\Sigma_j)\|_q^q &\leq \frac{1}{2} \|\mathbf{M}(\Sigma^\dagger) - \mathbf{B}^{\delta_j}\|_F^2 + \frac{\gamma_j}{q} \|\mathbf{D}(\Sigma^\dagger)\|_q^q \\ &\leq \frac{1}{2} \delta_j^2 + \frac{\gamma_j}{q} \|\mathbf{D}(\Sigma^\dagger)\|_q^q \\ &\leq C, \end{aligned}$$

where  $C$  is a constant independent of  $j$ , where the last inequality follows from the fact that  $\delta_j, \gamma_j \rightarrow 0$  as  $j \rightarrow \infty$ , and we observed that  $\iota_0(\Sigma_j) = \iota_0(\Sigma^\dagger) = 0$ . In particular, we have that, for all  $j > j_0$ ,  $\|\mathbf{D}(\Sigma_j)\|_q^q \leq C$ . Thanks to  $\text{rank}(D) = nN$  and Lemma 3.1, we have that  $\|\Sigma_j\|_F \leq \tilde{C}$  for a certain constant  $\tilde{C}$ . Since the sequence  $\{\Sigma_j\}_{j \in \mathbb{N}}$  is uniformly bounded (for  $j > j_0$ ), it admits a converging subsequence  $\{\Sigma_{j_k}\}_{j_k \in \mathbb{N}}$  and let  $\Sigma^*$  denote its limit. We first show that  $\mathbf{M}(\Sigma^*) = \mathbf{B}$ .

$$\begin{aligned} 0 &\leq \frac{1}{2} \|\mathbf{M}(\Sigma^*) - \mathbf{B}\|_F^2 \leq \liminf_{j_k \rightarrow \infty} \frac{1}{2} \|\mathbf{M}(\Sigma_{j_k}) - \mathbf{B}^{\delta_{j_k}}\|_F^2 \\ &\leq \liminf_{j_k \rightarrow \infty} \frac{1}{2} \|\mathbf{M}(\Sigma_{j_k}) - \mathbf{B}^{\delta_{j_k}}\|_F^2 + \frac{\gamma_{j_k}}{q} \|\mathbf{D}(\Sigma_{j_k})\|_q^q + \iota_0(\Sigma_{j_k}) \\ &\leq \liminf_{j_k \rightarrow \infty} \frac{\delta_{j_k}}{2} + \frac{\gamma_{j_k}}{q} \|\mathbf{D}(\Sigma^\dagger)\|_q^q + \iota_0(\Sigma^\dagger) = 0, \end{aligned}$$

i.e.,  $\mathbf{M}(\Sigma^*) = \mathbf{B}$ . We now show that  $\Sigma^*$  minimizes  $\|\mathbf{D}(\Sigma^*)\|_q^q$ . Recall that  $\|\mathbf{D}(\Sigma^\dagger)\|_q^q$  is

minimum, thus

$$\begin{aligned}
\frac{1}{q} \|\mathbf{D}(\boldsymbol{\Sigma}^\dagger)\|_q^q &\leq \frac{1}{q} \|\mathbf{D}(\boldsymbol{\Sigma}^*)\|_q^q \leq \liminf_{j_k \rightarrow \infty} \frac{1}{q} \|\mathbf{D}(\boldsymbol{\Sigma}_{j_k})\|_q^q + \iota_0(\boldsymbol{\Sigma}_{j_k}) \\
&\leq \liminf_{j_k \rightarrow \infty} \frac{1}{2\gamma_{j_k}} \|\mathbf{M}(\boldsymbol{\Sigma}_{j_k}) - \mathbf{B}^{\delta_{j_k}}\|_F^2 + \frac{1}{q} \|\mathbf{D}(\boldsymbol{\Sigma}_{j_k})\|_q^q + \iota_0(\boldsymbol{\Sigma}_{j_k}) \\
&= \liminf_{j_k \rightarrow \infty} \frac{1}{\gamma_{j_k}} \mathcal{J}_{j_k}(\boldsymbol{\Sigma}_{j_k}) \\
&\leq \liminf_{j_k \rightarrow \infty} \frac{1}{\gamma_{j_k}} \mathcal{J}_{j_k}(\boldsymbol{\Sigma}^\dagger) \\
&= \liminf_{j_k \rightarrow \infty} \frac{1}{2\gamma_{j_k}} \|\mathbf{M}(\boldsymbol{\Sigma}^\dagger) - \mathbf{B}^{\delta_{j_k}}\|_F^2 + \frac{1}{q} \|\mathbf{D}(\boldsymbol{\Sigma}^\dagger)\|_q^q + \iota_0(\boldsymbol{\Sigma}^\dagger) \\
&\leq \liminf_{j_k \rightarrow \infty} \frac{\delta_{j_k}^2}{2\gamma_{j_k}} + \frac{1}{q} \|\mathbf{D}(\boldsymbol{\Sigma}^\dagger)\|_q^q + \iota_0(\boldsymbol{\Sigma}^\dagger) = \frac{1}{q} \|\mathbf{D}(\boldsymbol{\Sigma}^\dagger)\|_q^q.
\end{aligned}$$

We have shown that  $\|\mathbf{D}(\boldsymbol{\Sigma}^*)\|_q^q = \|\mathbf{D}(\boldsymbol{\Sigma}^\dagger)\|_q^q$ . Moreover, since the non-negative cone is a closed set it is obvious that  $\boldsymbol{\Sigma}^* \geq 0$ , this coupled with the fact that  $\mathbf{M}(\boldsymbol{\Sigma}^*) = \mathbf{B}$ , concludes the proof.

**4. Minimizing algorithm.** We wish now to discuss how to compute a solution of (3.1). Consider the minimization problem

$$(4.1) \quad \arg \min_{\boldsymbol{\Sigma}, \boldsymbol{\Xi}} \frac{1}{2} \|\mathbf{M}(\boldsymbol{\Sigma}) - \mathbf{B}^\delta\|_F^2 + \frac{\gamma}{q} \|\mathbf{D}(\boldsymbol{\Xi})\|_q^q + \frac{\beta}{2} \|\boldsymbol{\Sigma} - \boldsymbol{\Xi}\|_F^2 + \iota_0(\boldsymbol{\Sigma}),$$

where  $\beta > 0$  is a fixed parameter. Obviously, if  $\beta$  is large enough, the solutions of (3.1) and (4.1) are the same. This reformulation is commonly performed in optimization so that the alternating minimization algorithm can be used. By applying alternating minimization to solve (4.1), we obtain the following iterations

$$(4.2) \quad \begin{cases} \boldsymbol{\Sigma}^{(k+1)} = \arg \min_{\boldsymbol{\Sigma}} \frac{1}{2} \|\mathbf{M}(\boldsymbol{\Sigma}) - \mathbf{B}^\delta\|_F^2 + \frac{\beta}{2} \|\boldsymbol{\Sigma} - \boldsymbol{\Xi}^{(k)}\|_F^2 + \iota_0(\boldsymbol{\Sigma}) \\ \boldsymbol{\Xi}^{(k+1)} = \arg \min_{\boldsymbol{\Xi}} \frac{\gamma}{q} \|\mathbf{D}(\boldsymbol{\Xi})\|_q^q + \frac{\beta}{2} \|\boldsymbol{\Sigma}^{(k+1)} - \boldsymbol{\Xi}\|_F^2. \end{cases}$$

The convergence of the iterations in (4.2) is guaranteed by the results in [21]. In particular, it holds the following

**THEOREM 2.** Let  $\boldsymbol{\Sigma}^{(k)}$  and  $\boldsymbol{\Xi}^{(k)}$  denote the iterates defined in (4.2), then

$$(\boldsymbol{\Sigma}^{(k)}, \boldsymbol{\Xi}^{(k)}) \rightarrow (\boldsymbol{\Sigma}^*, \boldsymbol{\Xi}^*) \quad \text{as } k \rightarrow \infty,$$

where  $(\boldsymbol{\Sigma}^*, \boldsymbol{\Xi}^*)$  is a solution of (4.1) that depends on the initial guess  $\boldsymbol{\Xi}^{(0)}$ . Moreover, if  $\beta$  is large enough (possibly  $\beta = \infty$ ),  $\boldsymbol{\Sigma}^* = \boldsymbol{\Xi}^* = \hat{\boldsymbol{\Sigma}}$ , where  $\hat{\boldsymbol{\Sigma}}$  is a solution of (3.1) that depends on  $\boldsymbol{\Xi}^{(0)}$ .

**4.1. Implementation details.** In the following we will detail how to numerically solve the two minimization subproblems in (4.2) at each iteration.

For the solution of the  $\boldsymbol{\Sigma}$  subproblem in (4.2) let us first observe that we can write

$$\mathbf{M}(\boldsymbol{\Sigma}) = [M(\boldsymbol{\sigma}_1), \dots, M(\boldsymbol{\sigma}_N)],$$

where  $M(\boldsymbol{\sigma}_j)$  is a column vector. We can then rewrite the subproblem as

$$\boldsymbol{\Sigma}^{(k+1)} = \arg \min_{\boldsymbol{\Sigma}} \sum_{j=1}^N \left[ \frac{1}{2} \|M(\boldsymbol{\sigma}_j) - \mathbf{b}_j^\delta\|_2^2 + \frac{\beta}{2} \|\boldsymbol{\sigma}_j - \boldsymbol{\xi}_j^{(k)}\|_2^2 + \iota_0(\boldsymbol{\sigma}_j) \right],$$

where  $\mathbf{b}_j^\delta$  and  $\boldsymbol{\xi}_j^{(k)}$  denote the  $j$ th column of  $\mathbf{B}^\delta$  and  $\boldsymbol{\Xi}^{(k)}$ , respectively, and  $\boldsymbol{\sigma}_j$  is the  $j$ th column of  $\boldsymbol{\Sigma}$ . Thus, we can write

$$\boldsymbol{\sigma}_j^{(k+1)} = \arg \min_{\boldsymbol{\sigma}} \frac{1}{2} \|M(\boldsymbol{\sigma}) - \mathbf{b}_j^\delta\|_2^2 + \frac{\beta}{2} \|\boldsymbol{\sigma} - \boldsymbol{\xi}_j^{(k)}\|_2^2 + \iota_0(\boldsymbol{\sigma}), \quad j = 1, \dots, N,$$

i.e., the  $\boldsymbol{\Sigma}$  subproblem decouples in  $N$  independent one-dimensional subproblems. This problem can be rewritten as

$$(4.3) \quad \boldsymbol{\sigma}_j^{(k+1)} = \arg \min_{\boldsymbol{\sigma}} \frac{1}{2} \left\| \begin{bmatrix} M(\boldsymbol{\sigma}) \\ \sqrt{\beta} \boldsymbol{\sigma} \end{bmatrix} - \begin{bmatrix} \mathbf{b}_j^\delta \\ \sqrt{\beta} \boldsymbol{\xi}_j^{(k)} \end{bmatrix} \right\|_2^2 + \iota_0(\boldsymbol{\sigma}), \quad j = 1, \dots, N.$$

Observe that every  $\boldsymbol{\sigma}_j^{(k+1)}$  subproblems are independent and thus can be solved in parallel. For the solution of the  $\boldsymbol{\sigma}_j^{(k+1)}$  we consider a slight modification of the algorithm proposed in [11–15, 17]. Here we outline the algorithm and describe the modifications we made.

Let us first consider the following nonlinear least-squares problem for a single column  $M(\boldsymbol{\sigma}_j)$  and  $\mathbf{b}_j^\delta$  of  $\mathbf{M}(\boldsymbol{\Sigma})$  and  $\mathbf{B}^\delta$ , respectively, i.e.

$$(4.4) \quad \min_{\boldsymbol{\sigma}} \frac{1}{2} \|M(\boldsymbol{\sigma}) - \mathbf{b}_j^\delta\|_2^2 + \iota_0(\boldsymbol{\sigma}).$$

We solve problem (4.4) by the Gauss–Newton method.

We denote by  $\mathbf{r}(\boldsymbol{\sigma}) = M(\boldsymbol{\sigma}) - \mathbf{b}_j^\delta$  the complex residual vector as a function of the conductivity  $\boldsymbol{\sigma}$ . At each step of the iterative algorithm we minimize the 2-norm of a linear approximation of the residual and compute  $\boldsymbol{\sigma}^{(l+1)} = \boldsymbol{\sigma}^{(l)} + \mathbf{q}^{(l)}$ , where

$$(4.5) \quad \mathbf{q}^{(l)} = \arg \min_{\mathbf{q}} \left\| \mathbf{r}(\boldsymbol{\sigma}^{(l)}) + J(\boldsymbol{\sigma}^{(l)}) \mathbf{q} \right\|_2,$$

and  $J(\boldsymbol{\sigma}^{(l)})$  is the Jacobian matrix of the function  $\mathbf{r}$  computed in  $\boldsymbol{\sigma}^{(l)}$ .

Being the residual function  $\mathbf{r}$  complex-valued, we solve problem (4.5) by stacking the real and imaginary part of the residual as follows (see [14])

$$\tilde{\mathbf{r}}(\boldsymbol{\sigma}) = \begin{bmatrix} \text{Re}(\mathbf{r}(\boldsymbol{\sigma})) \\ \text{Im}(\mathbf{r}(\boldsymbol{\sigma})) \end{bmatrix} \in \mathbb{R}^{2m}, \quad \tilde{J}(\boldsymbol{\sigma}) = \begin{bmatrix} \text{Re}(J(\boldsymbol{\sigma})) \\ \text{Im}(J(\boldsymbol{\sigma})) \end{bmatrix} \in \mathbb{R}^{2m \times n}.$$

In the same way we set  $\tilde{\mathbf{r}}$  and  $\tilde{J}$ , we rearrange the vectors  $\mathbf{M}$  and  $\mathbf{b}^\delta$ , and we denote them by  $\widetilde{\mathbf{M}}$  and  $\widetilde{\mathbf{b}}^\delta$ , respectively. So, we replace (4.5) by

$$(4.6) \quad \min_{\mathbf{q}} \left\| \tilde{\mathbf{r}}(\boldsymbol{\sigma}^{(l)}) + \tilde{J}_l \mathbf{q} \right\|_2,$$

with  $\tilde{J}_l = \tilde{J}(\boldsymbol{\sigma}^{(l)})$ , and the iterative method becomes

$$\boldsymbol{\sigma}^{(l+1)} = \boldsymbol{\sigma}^{(l)} + \alpha_l \mathbf{q}^{(l)} = \boldsymbol{\sigma}^{(l)} - \alpha_l \tilde{J}_l^\dagger \tilde{\mathbf{r}}(\boldsymbol{\sigma}^{(l)}),$$



where  $\tilde{J}_l^\dagger$  is the Moore–Penrose pseudoinverse of  $\tilde{J}_l$  and  $\alpha_l$  is a damping parameter which ensures the convergence. This parameter is determined by coupling the Armijo–Goldstein principle [2] to the positivity constraint  $\sigma^{(l+1)} \geq 0$  (see [12, 15]) so that

$$(4.7) \quad \left\| \tilde{\mathbf{r}}(\sigma^{(l)}) \right\|_2^2 - \left\| \tilde{\mathbf{r}}(\sigma^{(l)} + \alpha_l \mathbf{q}^{(l)}) \right\|_2^2 \geq \frac{1}{2} \alpha_l \left\| \tilde{J}_l \mathbf{q}^{(l)} \right\|_2^2 \quad \text{with } \sigma^{(l+1)} \geq 0$$

is verified. The analytical expression of the Jacobian matrices with respect to the electrical conductivity and the magnetic permeability were computed in [15] and [12], respectively, where it has also been proved that the computation of the analytical expression of the Jacobian matrices is faster than their finite difference approximations.

It is well known that the minimization problem (4.6) is extremely ill-posed, meaning that the matrix  $\tilde{J}_l$  is severely ill-conditioned. In order to overcome this difficulty, we apply the generalized truncated singular value decomposition (GTSVD), as in [11, 12, 14, 15, 17], for stably computing an approximation of  $\tilde{J}_l^\dagger$ . We introduce a regularization matrix  $\hat{L} \in \mathbb{R}^{p \times 2n}$  ( $p \leq 2n$ ), whose null space approximately contains the sought solution [28]. Under the assumption  $\mathcal{N}(\tilde{J}_l) \cap \mathcal{N}(\hat{L}) = \{\mathbf{0}\}$ , problem (4.6) is replaced by

$$\min_{\mathbf{q} \in \mathcal{S}} \|\mathbf{L}\mathbf{q}\|_2^2, \quad \mathcal{S} = \{\mathbf{q} \in \mathbb{R}^{2n} : \tilde{J}_l^T \tilde{J}_l \mathbf{q} = -\tilde{J}_l^T \tilde{\mathbf{r}}(\sigma^{(l)})\}.$$

Very common choices for  $L$  are the discretization of the first or second derivative operators.

Let the generalized singular value decomposition (GSVD) [20] of the matrix pair  $(\tilde{J}_l, \hat{L})$  be

$$\tilde{J}_l = U \Sigma_J Z^{-1}, \quad \hat{L} = V \Sigma_L Z^{-1},$$

where  $U$  and  $V$  are matrices with orthonormal columns  $\mathbf{u}_i$  and  $\mathbf{v}_i$ , respectively,  $Z$  is a non-singular matrix with columns  $\mathbf{z}_i$ , and  $\Sigma_J, \Sigma_L$  are diagonal matrices with diagonal entries  $c_i$  and  $s_i$ , which are the singular values of  $\tilde{J}$  and  $\hat{L}$ , respectively. Under the assumption that  $m = 2m_\rho m_h m_\omega < 2n$ , common in the generality of cases, the truncated GSVD (TGSVD) solution  $\mathbf{q}^{(l)}$  (see [22] for details) can be written as

$$(4.8) \quad \mathbf{q}_{\text{GSVD}}^{(l)} = - \sum_{i=p-\ell+1}^p \frac{\mathbf{u}_i^T \tilde{\mathbf{r}}^{(l)}}{c_i - 2n + \kappa} \mathbf{z}_i - \sum_{i=p+1}^{2n} (\mathbf{u}_i^T \tilde{\mathbf{r}}^{(l)}) \mathbf{z}_i,$$

where  $\ell$  is fixed,  $\kappa = \text{rank}(\tilde{J}_l)$ ,  $\ell = 1, \dots, \kappa + p - 2n$  is the regularization parameter, and  $\mathbf{r}^{(l)} = \mathbf{r}(\sigma^{(l)})$ .

The resulting regularized damped Gauss–Newton method reads

$$\sigma^{(l+1)} = \sigma^{(l)} + \alpha_l \mathbf{q}_{\text{GSVD}}^{(l)},$$

with  $\ell$  fixed and  $\alpha_l$  determined at each step as in (4.7).

We now apply this algorithm to our specific case. In particular, we have to solve (4.3). We apply the previously described procedure to the following function getting

$$(4.9) \quad \widehat{M}(\sigma) = \begin{bmatrix} \widetilde{M}(\sigma) \\ \sqrt{\beta} \sigma \end{bmatrix}, \quad \widehat{J}(\sigma) = \begin{bmatrix} \tilde{J}(\sigma) \\ \sqrt{\beta} I \end{bmatrix},$$

where  $I$  is the identity matrix. We remind here that  $\widehat{M}$  is not a complex valued function anymore since we already stacked the real and imaginary parts of  $M$  and  $J$ .

Let  $\sigma_j^{(k,l)}$  be an approximation of  $\sigma_j^{(k+1)}$ . Denote by  $\widehat{J}_l$  the Jacobian of  $\widehat{M}$  in  $\sigma_j^{(k,l)}$  and consider the GSVD of the pair  $\{\widehat{J}_l, \widehat{L}\}$

$$\widehat{J}_l = \widehat{U} \widehat{\Sigma}_J \widehat{Z}^{-1}, \quad \widehat{L} = \widehat{V} \widehat{\Sigma}_L \widehat{Z}^{-1}.$$

Let

$$\widehat{\mathbf{r}}^{(l)} = \widehat{M}(\sigma_j^{(k,l)}) - \begin{bmatrix} \mathbf{b}_j^\delta \\ \boldsymbol{\xi}_j^{(k)} \end{bmatrix} = \begin{bmatrix} M(\sigma_j^{(k,l)}) - \mathbf{b}_j^\delta \\ \sqrt{\beta}(\sigma_j^{(k,l)} - \boldsymbol{\xi}_j^{(k)}) \end{bmatrix},$$

then we compute, analogously to (4.8),

$$\mathbf{q}_{\text{GSVD}}^{(l)} = - \sum_{i=p-\ell+1}^p \frac{\mathbf{u}_i^T \widehat{\mathbf{r}}^{(l)}}{c_{i-2n+\kappa}} \mathbf{z}_i - \sum_{i=p+1}^{2n} (\mathbf{u}_i^T \widehat{\mathbf{r}}^{(l)}) \mathbf{z}_i,$$

leading to the iteration

$$\sigma_j^{(k+1,l)} = \sigma_j^{(k,l)} + \alpha_l \mathbf{q}_{\text{GSVD}}^{(l)},$$

where  $\alpha_l$  is determined by the Armijo-Goldstein rule so that

$$\left\| \widehat{\mathbf{r}}^{(l)} \right\|^2 - \left\| \widehat{\mathbf{r}}^{(l+1)} \right\|_2^2 \geq \frac{1}{2} \alpha_l \left\| \widehat{J}_l \mathbf{q}_{\text{GSVD}}^{(l)} \right\|_2^2 \quad \text{and} \quad \sigma^{(k,l+1)} \geq 0.$$

We now move to the  $\Xi$  subproblem. To solve this problem we consider the majorization-minimization algorithm proposed by Huang et al. in [25] and furtherly developed in [5, 8, 9]. We briefly describe the algorithm presented in [25]. To simplify the computations we consider a modified version of the  $\mathbf{D}$  operator, namely we impose reflexive boundary conditions to the discretization of the Laplacian. In this way the obtained matrix has an exploitable structure that will help in the computations. In detail, with abuse of notation, we write

$$L = \begin{bmatrix} 1 & -1 & & & \\ -1 & 2 & -1 & & \\ & \ddots & \ddots & \ddots & \\ & & -1 & 2 & -1 \\ & & & -1 & 1 \end{bmatrix}.$$

Thanks to the structure of  $L$  the matrix  $D$ , which is defined by  $D = L \otimes I + I \otimes L$ , is the sum of a block Hankel with Hankel blocks matrix, a block Toeplitz with Hankel blocks matrix, a block Hankel with Toeplitz blocks matrix, and a block Toeplitz with Toeplitz blocks matrix. We recall that Toeplitz matrices are matrices that are constant on the diagonals and Hankel matrices are matrices that are constant on the anti-diagonals. Since  $\begin{bmatrix} -1 & 2 & -1 \end{bmatrix}$  is symmetric, if  $C$  denotes the discrete cosine transform matrix, we have that

$$(4.10) \quad D = C^T \Lambda C,$$

where  $\Lambda$  is a diagonal matrix. The diagonal elements of  $\Lambda$  are computed as the cosine coefficients of the first column of  $D$ ; see [27] for more details.

We now describe the Majorization-Minimization (MM) procedure that we use for solving the  $\Xi$  subproblem. Let us first rewrite the minimization problem in (4.2) as follows

$$(4.11) \quad \text{vec}(\Xi^{(k+1)}) = \arg \min_{\boldsymbol{\xi}} \frac{1}{2} \left\| \boldsymbol{\xi} - \sigma^{(k+1)} \right\|_2^2 + \frac{\gamma}{q\beta} \|D\boldsymbol{\xi}\|_q^q,$$

where  $\boldsymbol{\sigma}^{(k+1)} = \text{vec}(\boldsymbol{\Sigma}^{(k+1)})$ . The MM algorithm generates a sequence of vectors  $\boldsymbol{\xi}^{(k,l)}$  that converges to an approximate solution of (4.11). Firstly, if  $q \leq 1$ , we need to smooth the  $q$ -norm so that it is differentiable. Let  $\varepsilon > 0$  be a small constant, then, for  $\mathbf{x} \in \mathbb{R}^n$ , it holds

$$\|\mathbf{x}\|_q^q = \sum_{j=1}^n |x_j|^q \approx \sum_{j=1}^n (x_j^2 + \varepsilon^2)^{q/2} =: \|\mathbf{x}\|_{q,\varepsilon}^q.$$

Note that the function  $\mathbf{x} \mapsto \|\mathbf{x}\|_{q,\varepsilon}^q$  is differentiable everywhere. We consider the smoothed problem

$$(4.12) \quad \text{vec}(\boldsymbol{\Xi}^{(k+1)}) = \arg \min_{\boldsymbol{\xi}} \frac{1}{2} \left\| \boldsymbol{\xi} - \boldsymbol{\sigma}^{(k+1)} \right\|_2^2 + \frac{\gamma}{q\beta} \|D\boldsymbol{\xi}\|_{q,\varepsilon}^q = \arg \min_{\boldsymbol{\xi}} \widehat{\mathcal{J}}_\varepsilon(\boldsymbol{\xi}).$$

As pointed out in [8], the solutions of (4.11) and (4.12) are extremely similar and this substitution does not have any negative effect.

Let  $\boldsymbol{\xi}^{(k,l)}$  be an approximate solution of (4.12). We first construct a quadratic tangent majorant of  $\widehat{\mathcal{J}}_\varepsilon$  in  $\boldsymbol{\xi}^{(k,l)}$  that majorizes it, i.e., a quadratic function  $\mathcal{Q}(\boldsymbol{\xi}, \boldsymbol{\xi}^{(k,l)})$  such that

- $\mathcal{Q}(\boldsymbol{\xi}, \boldsymbol{\xi}^{(k,l)}) \geq \widehat{\mathcal{J}}_\varepsilon(\boldsymbol{\xi})$  for all  $\boldsymbol{\xi}$ ;
- $\mathcal{Q}(\boldsymbol{\xi}^{(k,l)}, \boldsymbol{\xi}^{(k,l)}) = \widehat{\mathcal{J}}_\varepsilon(\boldsymbol{\xi}^{(k,l)})$ ;
- $\nabla \mathcal{Q}(\boldsymbol{\xi}^{(k,l)}, \boldsymbol{\xi}^{(k,l)}) = \nabla \widehat{\mathcal{J}}_\varepsilon(\boldsymbol{\xi}^{(k,l)})$ .

In [25] the authors provide two different choices for the construction of such a functional, here we considered the so-called fixed approach. Denote by  $\tilde{\mathbf{u}}^{(l)} = D\boldsymbol{\xi}^{(k,l)}$ , then we compute the vector  $\mathbf{u}^{(l)}$  as

$$\mathbf{u}^{(l)} = \tilde{\mathbf{u}}^{(l)} \left( 1 - \left( \frac{(\tilde{\mathbf{u}}^{(l)})^2 + \varepsilon^2}{\varepsilon^2} \right)^{q/2-1} \right),$$

where all the operations are meant element-wise. It is possible to see that the function

$$\mathcal{Q}(\boldsymbol{\xi}, \boldsymbol{\xi}^{(k,l)}) = \frac{1}{2} \left\| \boldsymbol{\xi} - \boldsymbol{\sigma}^{(k+1)} \right\|_2^2 + \frac{\gamma\varepsilon^{q-2}}{2\beta} \left( \|D\boldsymbol{\xi}\|_2^2 - 2\langle \mathbf{u}^{(l)}, D\boldsymbol{\xi} \rangle \right) + c$$

where  $c$  is a constant independent of  $\boldsymbol{\xi}$ , is a quadratic tangent majorant; see [25] for a derivation. An improved approximation of the solution of (4.12) can be obtained as the unique minimizer of  $\mathcal{Q}(\boldsymbol{\xi}, \boldsymbol{\xi}^{(k,l)})$ , i.e.,

$$\begin{aligned} \boldsymbol{\xi}^{(k,l+1)} &= \arg \min_{\boldsymbol{\xi}} \frac{1}{2} \left\| \boldsymbol{\xi} - \boldsymbol{\sigma}^{(k+1)} \right\|_2^2 + \frac{\gamma\varepsilon^{q-2}}{2\beta} \left( \|D\boldsymbol{\xi}\|_2^2 - 2\langle \mathbf{u}^{(l)}, D\boldsymbol{\xi} \rangle \right) \\ &= \arg \min_{\boldsymbol{\xi}} \frac{1}{2} \left\| \begin{bmatrix} \mathbf{I} \\ \sqrt{\eta}D \end{bmatrix} \boldsymbol{\xi} - \begin{bmatrix} \boldsymbol{\sigma}^{(k+1)} \\ \sqrt{\eta}\mathbf{u}^{(l)} \end{bmatrix} \right\|_2^2, \end{aligned}$$

where  $\eta = \frac{\gamma\varepsilon^{q-2}}{\beta}$ . Writing the normal equation yields

$$(I + \eta D^T D) \boldsymbol{\xi}^{(k,l+1)} = \boldsymbol{\sigma}^{(k+1)} + \eta D^T \mathbf{u}^{(l)}.$$

Using the factorization (4.10) we get

$$C^T (I + \eta \Lambda^T \Lambda T) C \boldsymbol{\xi}^{(k,l+1)} = \boldsymbol{\sigma}^{(k+1)} + \eta D^T \mathbf{u}^{(l)}.$$

Thus, we can compute  $\boldsymbol{\xi}^{(k,l+1)}$  as

$$\boldsymbol{\xi}^{(k,l+1)} = C^T (I + \eta \Lambda^T \Lambda)^{-1} C (\boldsymbol{\sigma}^{(k+1)} + \eta D^T \mathbf{u}^{(l)}),$$

where the inversion is well-defined since  $\eta > 0$ . These computations can be performed fairly inexpensively, since the system to solve is a diagonal one and the application of the  $n \times n$  cosine matrix can be performed in  $O(n \log n)$  operations by means of the `dot` algorithm.

We summarize all the computations in Algorithm 1.

---

**Algorithm 1:** Parallel alternating minimization for the solution of (4.1)

---

**input:**  $\mathbf{B}^\delta, \Xi^{(0)}, \gamma > 0, \beta > 0, 0 < q \leq 2, \ell \ll nN, \varepsilon > 0, \sigma_0 > 0$ .

```

1   $\eta = \frac{\gamma \varepsilon^{q-2}}{\beta}$ ;
2  for  $k = 0, 1, 2, \dots$  do
3    parfor  $j = 1, \dots, N$ 
4       $\sigma^{(k,1)} = \sigma_0 \mathbf{1}$ ;
5      for  $l = 1, 2, \dots$  do
6         $\hat{J}_l = \begin{bmatrix} \tilde{J}(\sigma^{(k,l)}) \\ \sqrt{\beta} I \end{bmatrix}$ ;
7        Compute the GSVD  $\hat{J} = \hat{U} \hat{\Sigma}_J \hat{Z}^{-1}$ ,  $\hat{L} = \hat{V} \hat{\Sigma}_L \hat{Z}^{-1}$ ;
8         $\mathbf{r}^{(l)} = \begin{bmatrix} M(\sigma_j^{(k,l)}) - \mathbf{b}_j^\delta \\ \sqrt{\beta}(\sigma_j^{(k,l)} - \xi_j^{(k)}) \end{bmatrix}$ ;
9         $\mathbf{q}_{\text{GSVD}}^{(l)} = - \sum_{i=p-\ell+1}^p \frac{\mathbf{u}_i^T \mathbf{r}^{(l)}}{c_{i-2n+\kappa}} \mathbf{z}_i - \sum_{i=p+1}^{2n} (\mathbf{u}_i^T \mathbf{r}^{(l)}) \mathbf{z}_i$ ;
10       Find  $\alpha_l$  s.t.
          
$$\begin{cases} \|\mathbf{r}^{(l)}\|^2 - \left\| \begin{bmatrix} M(\sigma^{(k,l)} + \alpha_l \mathbf{q}_{\text{GSVD}}^{(l)}) - \mathbf{b}_j^\delta \\ \sqrt{\beta}(\sigma^{(k,l)} + \alpha_l \mathbf{q}_{\text{GSVD}}^{(l)} - \xi_j^{(k)}) \end{bmatrix} \right\|^2 \geq \frac{1}{2} \alpha_l \|\hat{J}_l \mathbf{q}_{\text{GSVD}}^{(l)}\|^2 \\ \sigma^{(k,l)} + \alpha_l \mathbf{q}_{\text{GSVD}}^{(l)} \geq 0 \end{cases};$$

11        $\sigma^{(k,l+1)} = \sigma^{(k,l)} + \alpha_l \mathbf{q}_{\text{GSVD}}^{(l)}$ ;
12      $\sigma^{(k+1)} = \sigma^{(k,\infty)}$ 
13    $\sigma^{(k+1)} = \text{vec}(\Sigma^{(k+1)})$ ;
14    $\xi^{(k,1)} = \sigma^{(k+1)}$ ;
15   for  $l = 1, 2, \dots$  do
16      $\tilde{\mathbf{u}}^{(l)} = D \xi^{(k,l)}$ ;
17      $\mathbf{u}^{(l)} = \tilde{\mathbf{u}}^{(l)} \left( 1 - \left( \frac{(\tilde{\mathbf{u}}^{(j)})^2 + \varepsilon^2}{\varepsilon^2} \right)^{q/2-1} \right)$ ;
18      $\xi^{(k,l+1)} = C^T (I + \eta \Lambda^T \Lambda)^{-1} C(\sigma^{(k+1)} + \eta D^T \mathbf{u}^{(j)})$ ;
19    $\text{vec}(\Xi^{(k+1)}) = \xi^{(k,\infty)}$ ;
```

---

**5. Numerical examples.** In the numerical tests illustrated in this section, the two-dimensional representation of the electrical conductivity is determined starting from synthetic data sets under the assumption that the magnetic permeability is the one of the free space, i.e.,  $\mu \equiv \mu_0$ .

Through this section, we show the effectiveness of our method and we compare the results obtained by processing the algorithm presented in this paper with those obtained by applying the method described in [14], i.e., by solving each one-dimensional problem inde-

pendently and then “stacking” the obtained solutions. We also report the solution obtained by varying the dimensions of the problem discretization.

We generate the data matrix  $\mathbf{B}_{\text{exact}}$  of a chosen dimension  $m$  and we simulate the presence of noise in the data, by letting

$$\mathbf{e} = \frac{\delta}{\sqrt{m}} \|\mathbf{B}_{\text{exact}}\|^2 \mathbf{w},$$

where  $\mathbf{w}$  is a vector with normally distributed entries having zero mean and unit variance, and  $\delta$  represents the noise level. The new data vector is denoted by  $\mathbf{B}^\delta$ .

All the computations are performed on an Intel(R) Xeon(R) Gold 6136 CPU @ 3.00GHz computer with 128Gb of RAM memory and 32 cores, running the Debian GNU/Linux operating system and Matlab R2020b.

*Test 1..* This example concerns the reconstruction of a two-dimensional model generated from 50 soundings along a 10 m straight line and 20 layers in depth. It is characterized by an increasing change in conductivity (from 0 S/m to 1 S/m) occurring at an increasing depth.

The synthetic data simulate an acquisition performed by both the Geophex GEM-2 and CMD Explorer instruments, with two orientations of the coils and one measurement height  $h = 1$  m, i.e., the instrument is kept 1 m above the ground. We consider a slice of the ground that is 10 meters wide. The first device, the Geophex GEM-2, works with an intercoil distance  $\rho = 1.66$  m and six different frequencies  $f = 775, 1175, 3925, 9825, 21725, 47025$  kHz, while the second one, the CDM Explorer, measures with three different intercoil distances  $\rho = 1.48, 2.82, 4.49$  m and only one frequency  $f = 10$  kHz. The data values are finally perturbed by uncorrelated Gaussian noise with standard deviation  $\delta = 10^{-2}$ . Here, the choice of the regularization parameter  $\ell$  does not affect substantially the computed results. This is due to the structure of the Jacobian matrix defined in (4.9). The matrix  $\hat{\mathcal{J}}$  is obtained by stacking the Jacobian of  $M$  and a scaled identity matrix, therefore, the number of the singular values does not change, but they do not decrease as rapidly as the one of  $\tilde{\mathcal{J}}$ . Therefore, we set in all our experiments  $\ell = 15$ . From our experience we observed that a larger value of  $\ell$  does not neither improve nor deteriorate the obtained approximate solutions. In the algorithm described in [14] the Jacobian matrix of the problem was very ill-conditioned and the results depended on the choice of the truncation parameter. We have established a maximum number of 50 iterations,  $p = 2$ ,  $q = 0.1$ , the regularization parameter  $\gamma = 10^{-4}$ , and  $\sigma_0 = 0.1$ .

In the first row of Figure 5.1, we report the exact solution used to generate the data using both the devices: Geophex - GEM 2 on the left, CDM Explorer on the right. On the middle row, we report the reconstruction of the one-dimensional models side by side in a pseudo two-dimensional fashion as in [14]. As we described above, the method in [14] solves independently the  $N$  one-dimensional problems in (1.2). Then the solution is visualized by stacking the one-dimensional reconstructions obtaining a two-dimensional image. Finally, the obtained results by the algorithm presented in this paper are depicted in the last row.

We can see that, for both the instruments configuration, the reconstruction of the electrical conductivity obtained from the variational model described here is much more accurate than the ones obtained by the method described in [14], in which there is not lateral continuity in the results. This shows that the additional regularization term in (1.3) significantly helps the reconstruction of an approximate solution. In Figure 5.2 we report the reconstruction of a single sounding (the 16th column of the two-dimensional synthetic model of Figure 5.1 for both the devices). We compare the one-dimensional solution computed by the algorithm in [14] to the one obtained with the proposed method. We can observe that the introduction of the regularization term allows us to improve the accuracy of the reconstruction. Finally,

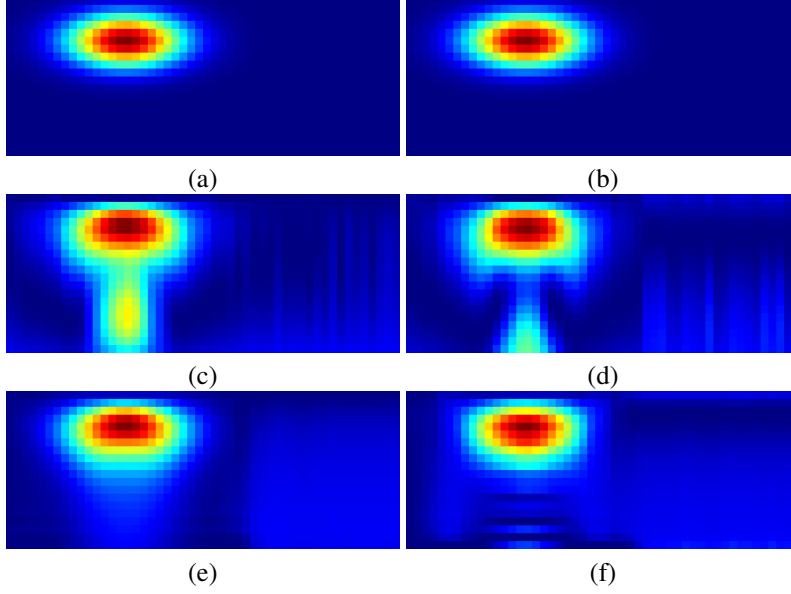


FIGURE 5.1. Reconstruction of the electrical conductivity from two devices configuration. The first row represents the exact solution used to generate the data with both the Geophex - GEM 2 (panel (a)) and the CDM Explorer (panel (b)). On the second row, is reported the reconstruction of the one-dimensional models side by side in a pseudo two-dimensional fashion (panels (c) and (d)). On the last row, the obtained results by the algorithm presented in this paper are depicted (panels (e) and (f)). The data values are corrupted by Gaussian noise with noise level  $\delta = 10^{-2}$ , the maximum number of iterations is fixed at 50,  $p = 2$ ,  $q = 0.1$ , and the regularization parameter  $\gamma = 10^{-4}$ .

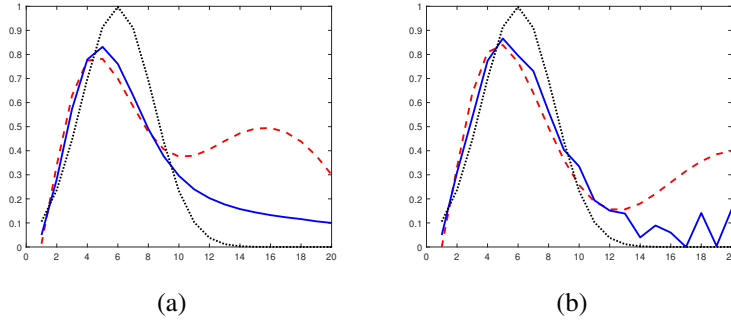


FIGURE 5.2. One-dimensional reconstruction of the two-dimensional synthetic model generated in Figure 5.1. On the left,  $\sigma_{16}$  in the model generated by Geophex - GEM 2 (panel (a)). On the right  $\sigma_{16}$  in the model generated by CDM Explorer (panel (b)). The exact solution is depicted by a black dotted line, the profile computed by the method in [14] is reported with a red dashed line, and the profile obtained with our method is shown by a blue solid line.

we compute the Relative Restoration Error (RRE) for each computed solution, defined by

$$\text{RRE}(\Sigma) = \frac{\|\Sigma - \Sigma_{\text{exact}}\|_F}{\|\Sigma_{\text{exact}}\|_F},$$

where  $\Sigma_{\text{exact}}$  denotes the exact solution of the problem. We report the obtained results in Table 5.1. We can observe that the RRE obtained with our proposal is significantly lower than the one obtained with the method proposed in [14].

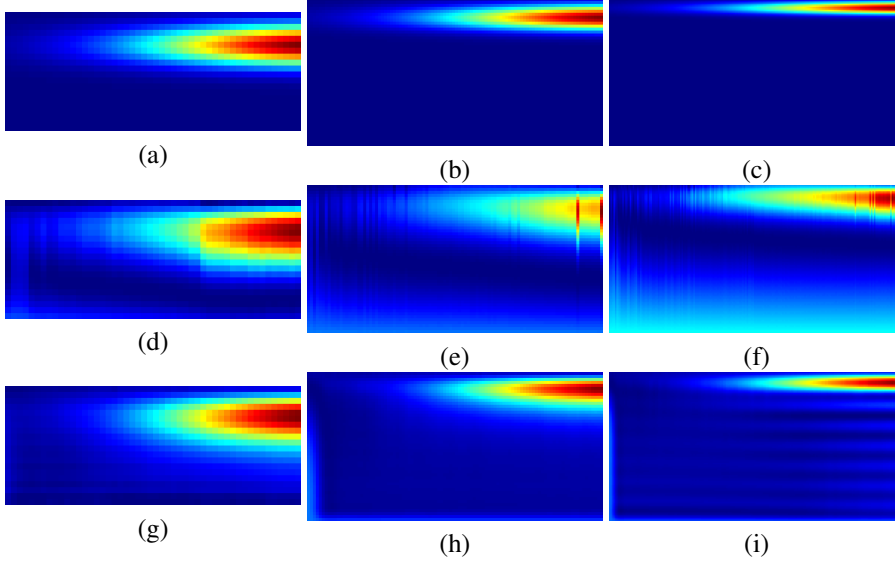


FIGURE 5.3. Reconstruction of the electrical conductivity from data generated by the Geophex - GEM 2. The first row reports the exact solutions, the second row shows the reconstructions obtained with the method in [14], and the third row collects the approximate solution computed by our algorithmic proposal. Each column reports the results obtained with different examples. In the first column we consider  $\Sigma_1 \in \mathbb{R}^{20 \times 50}$ , in the second column  $\Sigma_2 \in \mathbb{R}^{50 \times 100}$ , and in the third column  $\Sigma_3 \in \mathbb{R}^{100 \times 200}$ . The data values are affected by Gaussian noise with noise level  $\delta = 10^{-2}$ , the maximum number of iterations is equal to 50,  $p = 2$ ,  $q = 0.1$ , and the regularization parameter  $\gamma = 10^{-4}$ .

*Test 2.* This example reports the results for different dimensions of the matrix solution: 50, 100 and 200 soundings along a 10 m straight line and 20, 50 and 100 layers, respectively. In this case, the synthetic data is generated by the Geophex GEM-2 ( $\rho = 1.66$  m,  $f = 775, 1175, 3925, 9825, 21725, 47025$  kHz) with two orientations of the coils and one measurement height  $h = 1$  m. We use the same parameters as in the previous example.

In the first column of Figure 5.3, we report the reconstructions of  $\Sigma_1 \in \mathbb{R}^{20 \times 50}$ . The second column depicts the reconstructions of  $\Sigma_2 \in \mathbb{R}^{50 \times 100}$ . The last column increases the dimension of the exact solution to  $\Sigma \in \mathbb{R}^{100 \times 200}$ . In all the experiments the right-hand sides are affected by Gaussian noise with  $\delta = 10^{-2}$ , the maximum number of iterations is equal to 50,  $p = 2$ ,  $q = 0.1$ , the regularization parameter  $\gamma = 10^{-4}$ , and  $\sigma_0 = 0.2$ .

From the visual inspection of the reconstructions in Figure 5.3 we can observe that the proposed model is able to capture more accurately the structure of the soil in all proposed examples. Moreover, we can see that, since the reconstruction is not obtained by simply stacking one-dimensional vectors, the approximate solutions computed by our proposal are smoother than the ones obtained with the method described in [14]. This is confirmed by the values of the RRE reported in Table 5.1.

**6. Conclusions.** In this paper we have proposed a nonlinear model for the inversion of FDEM data. Although the two-dimensional problem can be seen as a sequence of “stacked” independent one-dimensional problems, the proposed model couples them. This allows us to exploit the “horizontal” information to largely improve the quality of the computed solution avoiding the “splicing” that occurs when we deal with noisy data.

We were able to show that the outlined minimization problem has a solution, albeit non-unique, and that it induces a regularization method. We provided an algorithm for the solution

TABLE 5.1

*Relative Restoration Error (RRE) obtained in all the considered examples with the algorithm proposed in [14] and our proposal.*

Example		Method	RRE
Test 1	Geophex	[14]	0.55439
		Algorithm 1	0.37832
	Explorer	[14]	0.41573
		Algorithm 1	0.35842
Test 2	$20 \times 50$	[14]	0.28644
		Algorithm 1	0.25646
	$50 \times 100$	[14]	0.65784
		Algorithm 1	0.36258
	$100 \times 200$	[14]	0.93571
		Algorithm 1	0.36258

of the problem and showed its performances on some synthetic data. From these experiments we were able to show that our method reliably computes accurate solutions even when compared with state-of-the-art method like the one in [14].

Matters of future research include the application of this method to real data and an efficient implementation exploiting Krylov subspaces. Moreover, we plan on using the Alternating Direction Multiplier Method (ADMM) and its accelerations (see, e.g., [4, 6, 19]) for efficiently computing a solution of (1.3).

**Acknowledgements.** The authors would like to thank Prof. G. Rodriguez for the precious discussions that greatly improved the quality of this paper. The authors are members of the GNCS group of INdAM. Alessandro Buccini is partially supported by Regione Autonoma della Sardegna research project “Algorithms and Models for Imaging Science [AMIS]” (RASSR57257, intervento finanziato con risorse FSC 2014-2020 - Patto per lo Sviluppo della Regione Sardegna). Patricia Díaz de Alba is partially supported by INdAM-GNCS 2020 project “Tecniche numeriche per l’analisi delle reti complesse e lo studio dei problemi inversi”.

#### REFERENCES

- [1] ZHONG-ZHI BAI, ALESSANDRO BUCCINI, KEN HAYAMI, LOTHAR REICHEL, JUN-FENG YIN, AND NING ZHENG, *Modulus-based iterative methods for constrained tikhonov regularization*, Journal of Computational and Applied Mathematics, 319 (2017), pp. 1–13.
- [2] Å. BJÖRCK, *Numerical Methods for Least Squares Problems*, SIAM, Philadelphia, 1996.
- [3] B. BORCHERS, T. URAM, AND J.M.H. HENDRICKX, *Tikhonov regularization of electrical conductivity depth profiles in field soils*, Soil Science Society of America Journal, 61 (1997), pp. 1004–1009.
- [4] STEPHEN BOYD, NEAL PARIKH, ERIC CHU, BORJA PELEATO, AND JONATHAN ECKSTEIN, *Distributed optimization and statistical learning via the alternating direction method of multipliers*, Foundations and Trends in Machine Learning, 3 (2011), pp. 1–122.
- [5] ALESSANDRO BUCCINI, OMAR DE LA CRUZ CABRERA, MARCO DONATELLI, ANDREA MARTINELLI, AND LOTHAR REICHEL, *Large-scale regression with non-convex loss and penalty*, Applied Numerical Mathematics, 157 (2020), pp. 590–601.
- [6] ALESSANDRO BUCCINI, PIETRO DELL’ACQUA, AND MARCO DONATELLI, *A general framework for ADMM acceleration*, Numerical Algorithms, 85 (2020), pp. 829–848.
- [7] ALESSANDRO BUCCINI, MIRJETA PASHA, AND LOTHAR REICHEL, *Modulus-based iterative methods for constrained  $\ell_p$ - $\ell_q$  minimization*, Inverse Problems, 36 (2020), p. 084001.
- [8] ALESSANDRO BUCCINI AND LOTHAR REICHEL, *An  $\ell^2 - \ell^q$  regularization method for large discrete ill-posed problems*, Journal of Scientific Computing, 78 (2019), pp. 1526–1549.



- [9] ———, *An  $\ell^p - \ell^q$  minimization method with cross-validation for the restoration of impulse noise contaminated images*, Journal of Computational and Applied Mathematics, (2020), p. 112824.
- [10] ———, *Generalized cross validation for  $\ell^p - \ell^q$  minimization*, Numerical Algorithms, In press (2021), pp. 1–22.
- [11] G. P. DEIDDA, P. DÍAZ DE ALBA, C. FENU, G. LOVICU, AND G. RODRIGUEZ, *FDEMtools: a MATLAB package for FDEM data inversion*, Numerical Algorithms, 84(4) (2020), pp. 1313–1327.
- [12] G. P. DEIDDA, P. DÍAZ DE ALBA, AND G. RODRIGUEZ, *Identifying the magnetic permeability in multi-frequency EM data inversion*, Electronic Transactions on Numerical Analysis, 47 (2017), pp. 1–17.
- [13] G. P. DEIDDA, P. DÍAZ DE ALBA, G. RODRIGUEZ, AND G. VIGNOLI, *Smooth and sparse inversion of EMI data from multi-configuration measurements*, in 2018 IEEE 4th International Forum on Research and Technology for Society and Industry (RTSI) (RTSI 2018), Palermo, Italy, Sept. 2018, pp. 213–218.
- [14] ———, *Inversion of Multiconfiguration Complex EMI Data with Minimum Gradient Support Regularization: A Case Study*, Mathematical Geosciences, 52(7) (2020), pp. 945–970.
- [15] G. P. DEIDDA, C. FENU, AND G. RODRIGUEZ, *Regularized solution of a nonlinear problem in electromagnetic sounding*, Inverse Problems, 30 (2014), p. 125014 (27 pages).
- [16] P. DÍAZ DE ALBA, L. FERMO, C. VAN DER MEE, AND G. RODRIGUEZ, *Recovering the electrical conductivity of the soil via a linear integral model*, Journal of Computational and Applied Mathematics, 352 (2019), pp. 132–145.
- [17] P. DÍAZ DE ALBA AND G. RODRIGUEZ, *Regularized inversion of multi-frequency EM data in geophysical applications*, in Trends in Differential Equations and Applications, F. Ortega Gallego, M.V. Redondo Nebel, and J.R. Rodríguez Galván, eds., vol. 8 of SEMA SIMAI Springer Series, Springer, Switzerland, 2016, pp. 357–369.
- [18] H.W. ENGL, M. HANKE, AND A. NEUBAUER, *Regularization of Inverse Problems*, Kluwer, Dordrecht, 1996.
- [19] TOM GOLDSTEIN, BRENDAN O’DONOGHUE, SIMON SETZER, AND RICHARD BARANIUK, *Fast alternating direction optimization methods*, SIAM Journal on Imaging Sciences, 7 (2014), pp. 1588–1623.
- [20] G. H. GOLUB AND C. F. VAN LOAN, *Matrix Computations*, The John Hopkins University Press, Baltimore, third ed., 1996.
- [21] LUIGI GRIPPOF AND MARCO SCIANDRONE, *Globally convergent block-coordinate techniques for unconstrained optimization*, Optimization methods and software, 10 (1999), pp. 587–637.
- [22] P. C. HANSEN, *Rank-Deficient and Discrete Ill-Posed Problems*, SIAM, Philadelphia, 1998.
- [23] J. M. H. HENDRICKX, B. BORCHERS, D. L. CORWIN, S. M. LESCH, A. C. HILGENDORF, AND J. SCHLUE, *Inversion of soil conductivity profiles from electromagnetic induction measurements*, Soil Science Society of America Journal, 66 (2002), pp. 673–685. Package NONLINEM38 available at <http://infohost.nmt.edu/~borchers/nonlinem38.html>.
- [24] BERND HOFMANN, BARBARA KALTENBACHER, CHRISTIANE POESCHL, AND OTMAR SCHERZER, *A convergence rates result for Tikhonov regularization in banach spaces with non-smooth operators*, Inverse Problems, 23 (2007), pp. 987–1010.
- [25] G. HUANG, A. LANZA, S. MORIGI, L. REICHEL, AND F. SGALLARI, *Majorization-minimization generalized krylov subspace methods for  $\ell_p - \ell_q$  optimization applied to image restoration*, BIT Numerical Mathematics, 57 (2017), pp. 351–378.
- [26] J. D. MCNEILL, *Electromagnetic terrain conductivity measurement at low induction numbers*, Technical Report TN-6 Geonics Limited, 1980.
- [27] MICHAEL K NG, RAYMOND H CHAN, AND WUN-CHEUNG TANG, *A fast algorithm for deblurring models with neumann boundary conditions*, SIAM Journal on Scientific Computing, 21 (1999), pp. 851–866.
- [28] L. REICHEL AND G. RODRIGUEZ, *Old and new parameter choice rules for discrete ill-posed problems*, Numerical Algorithms, 63 (2013), pp. 65–87.
- [29] LEONID I RUDIN, STANLEY OSHER, AND EMAD FATEMI, *Nonlinear total variation based noise removal algorithms*, Physica D: nonlinear phenomena, 60 (1992), pp. 259–268.
- [30] J. R. WAIT, *Geo-Electromagnetism*, New York: Academic, New York, NY, 1982.