

# Bounded rationality for relaxing best response and mutual consistency: An information-theoretic model of partial self-reference

Benjamin Patrick Evans \*      Mikhail Prokopenko

Centre for Complex Systems, The University of Sydney, Sydney,  
NSW 2006, Australia

## Abstract

While game theory has been transformative for decision-making, the assumptions made can be overly restrictive in certain instances. In this work we focus on some of the assumptions underlying rationality such as mutual consistency and best-response, and consider ways to relax these assumptions using concepts from level- $k$  reasoning and quantal response equilibrium (QRE) respectively. Specifically, we provide an information-theoretic two-parameter model that can relax both mutual consistency and best-response, but can recover approximations of level- $k$ , QRE, or typical Nash equilibrium behaviour in the limiting cases. The proposed approach is based on a recursive form of the variational free energy principle, representing self-referential games as (pseudo) sequential decisions. Bounds in player processing abilities are captured as information costs, where future chains of reasoning are discounted, implying a hierarchy of players where lower-level players have fewer processing resources.

## 1 Introduction

A crucial assumption made in Game Theory is that all players behave perfectly rationally. Nash Equilibrium (Nash, 1951) is a key concept that arises based on all players being rational and assuming other players will also be rational. However, despite being the traditional economic assumption, perfect rationality has been shown to be incompatible with many human processing tasks, with models of limited rationality better matching human behaviour than fully rational models (Gächter, 2004; Camerer, 2010; Gabaix et al., 2006). Further, Raiffa and Luce (1957) point out that if an opponent is irrational, then it would be rational for the subject to play “irrationally”. That is, “[Nash equilibrium] is consistent with perfect foresight and perfect rationality only if both players play along with it. But there are no rational grounds for supposing they will” (Koppl and Barkley Rosser Jr, 2002). These assumptions of perfect foresight and rationality often lead to contradictions and paradoxes (Hoppe, 1997; Johnson, 2006).

Alternate formulations have been proposed that relax some of these assumptions and model boundedly rational players, better approximating actual human

---

\*benjamin.evans@sydney.edu.au

behaviour and avoiding some of these paradoxes. For example, relaxing mutual consistency allows players to form different beliefs of other players (Stahl and Wilson, 1995; Camerer et al., 2004). Another example is relaxation of the best-response assumption of players, which allows for probabilistic play, with deviations from the best-response governed by a resource parameter (Haile et al., 2008; Goeree et al., 2005).

Fundamentally, the self-reference involved in perfectly rational (unbounded) reasoning has a direct link with undecidability (Gödel, 1931) and non-computability manifested in the halting problem (Turing, 1937). In essence, such undecidability results from full self-reference, traditionally exemplified by the Liar paradox which explicitly uses negation (e.g., “this sentence is false”), formally captured by a Gödelian sentence (Prokopenko et al., 2019). This has been explored in the context of decision-making, revealing how self-reference in game theory leads to non-computability of best response functions (Koppl and Barkley Rosser Jr, 2002). The Holmes-Moriarty problem proposed by Morgenstern (1928) is a canonical example of an infinite regress resulting from full self-reference (Wainwright, 2012). This has also been analysed in games where one player can always win but is unable to do so in practice due to uncomputability of instructions (Rabin, 1957). Discussion on self-reference in economics and relations to non-economic interpretations of self-reference is also presented in Rosser (2020).

In this paper, we explore the resulting implications of self-reference on decision-making. In doing so, we restrict the analysis to a specific type of self-reference, which can be considered as “partial self-reference” (Löfgren, 1990; Mackie, 1971). Importantly, rather than implicating negation, this type of self-reference forms infinite regress as a logically non-contradictory chain of recursion (reasoning about reasoning...). Hence, bounded rationality arises from the ability to break at various points in the chain, discarding further branches. Limitation in processing ability becomes a key factor determining when to end the recursion.

“Breaking” the chain on an otherwise potentially infinite regress of reasoning about reasoning, can be seen as the players limitations on information processing. Thus, we adopt an information-theoretic perspective on reasoning (decision-making), where all players are assumed to act with potential constraints on information processing, and hence, do not necessarily act perfectly rational in the sense of Nash. The proposed approach provides an information-theoretic foundation for level- $k$  reasoning, as well as a generalised extension where players can make errors at each of the  $k$  levels.

Specifically, in this paper, we focus on three main aspects:

- Players reasoning abilities decrease throughout recursion in a wide variety of games, motivating an increasing error rate at deeper levels of recursion. That is, it becomes more and more difficult to reason about reasoning about reasoning . . . (necessitating a relaxation in best-response decisions).
- Partial self-reference can be captured by discounting future chains of recursion and ultimately discarding branches once resources run out. This type of partial self-reference introduces an implicit hierarchy of players, where a player assumes they have a higher-level of processing abilities than other players, motivating relaxation of mutual consistency.
- Existing game-theoretic models can be explained and recovered in limiting cases of the proposed approach, through the use of a recursive free

energy derived principle of bounded rationality. This fills an important gap between methods relaxing best-response and methods relaxing mutual consistency.

The proposed approach features only two parameters  $\beta$  and  $\gamma$ , where  $\beta$  quantifies relaxation of best-response of players, and  $\gamma$  governs relaxation of mutual consistency between players. In the limit  $\beta \rightarrow \infty$  best-response can be recovered, and in the limit  $\gamma = 1$  mutual consistency can be recovered. At the limit of both  $\beta \rightarrow \infty, \gamma = 1$ , Nash-equilibrium behaviour is recovered. For other values of  $\beta$  and  $\gamma$ , interesting out-of-equilibrium behaviour can be modelled which match experimental data, and furthermore, in repeated games which converge to Nash equilibrium, player learning can be captured with increases in  $\beta$  and  $\gamma$ .

The remainder of the paper is organised as follows. Section 2 introduces self-reference from the context of decision-making and game theory, Section 3 introduces information-theoretic bounded rational decision-making as well as extending the idea to capture self-reference. We then use canonical examples highlighting the use of information-constrained players in addressing bounded rational behaviour in games in Section 5. Section 6 then compares and contrasts the proposed approach to existing literature, before we draw conclusions in Section 7.

## 2 Background and Motivation

While a wide-spread assumption in economics, perfect rationality is incompatible with the observed behaviour in many experimental settings, motivating the use of bounded rationality (Camerer, 2011).

Crucially, self-reference emerges as the result of interaction between rational players (Knudsen, 1993). With multiple players, it is impossible for them to all (a) have a complete model of one another, and (b) be perfectly rational. This leads to a self-referential problem of infinite regress (Morgenstern, 1935), as each player must have a model of the other player, who in turn has a model of them . . . *ad infinitum*.

One of the earliest identifications of the importance of this kind of self-reference in decision-making was that of Cournot (1838), highlighting the paradoxes which arise in a duopoly where each player must reason about the actions of the other player. From this, it becomes apparent that players must be operating with bounds on their rationality to avoid this infinite regress (Simon, 1976). Keynes (Keynes, 1937), Hayek (Glasner, 2020), and Morgenstern (Morgenstern, 1935) have also identified limitations in perfect foresight; with an overview of “the limits of rationality, prediction and control in economics” given in Koppl and Barkley Rosser Jr (2002).

Bounded rationality offers a way to avoid such paradoxes, through either admitting that players may not have a perfect model of one another, or that they may not play perfectly rational. Furthermore, such bounded play is often a far better model of observed experimental behaviour.

## 2.1 Mutual Consistency

Level- $k$  game theory (Stahl and Wilson, 1995) is one attempt at incorporating bounded rationality, where players are bound to some level  $k$  of reasoning. A player assumes that other players are reasoning at a lower level than themselves, for example, due to over-confidence. This relaxes the mutual consistency assumption, as it implicitly assumes other players are not as advanced as themselves. Players at level 0 are not assumed to perform any information processing, and simply choose uniformly over actions (i.e. a Laplacian assumption due to the principle of insufficient reason), although alternate level-0 configurations can be considered (Wright and Leyton-Brown, 2019). Level-1 players then exploit these level-0 players and act based on this. Likewise, level-2 players act based on other players being level-1, and so on and so forth for level- $k$  players acting as if the other players are at level- $(k - 1)$ . Levin and Zhang (2019) propose an extension connecting level- $k$  reasoning and Nash equilibrium, where a player can believe the other player is as sophisticated as itself (i.e. Nash) or less-sophisticated (i.e. level- $k$ ) than itself based on a parameter  $\lambda$  dictating the sophistication level.

A similar approach to level- $k$  is that of Cognitive Hierarchies (CH) (Camerer et al., 2004), where again it is assumed other players have lower reasoning abilities. However, rather than assuming that the other players are at  $k - 1$ , players can be distributed across the  $k$  levels of cognition according to Poisson distribution with mean and variance  $\tau$ . A generalised extension of CH is proposed in Chong et al. (2016) with an alternate level-0 strategy and the introduction of stereotype biases. Koriyama and Ozkes (2021) analyse an inclusive version of cognitive hierarchy models, where other players may be as sophisticated as themselves. Camerer (2019) analyses the use of machine learning in such behavioural game theory models. There are many examples of successful applications of such depth-limited reasoning in literature, for example, Goldfarb and Xiao (2011).

## 2.2 Best-Response

Alternate approaches assume that rather than playing perfectly rationally, an agent may make errors when deciding which strategy to play. That is, they relax the best-response assumption. Quantal Response Equilibrium (McKelvey and Palfrey, 1995, 1998) (QRE) is a well-known example, where rather than choosing the best response with certainty, players choose noisily based on the payoff of the strategies and a resource parameter controlling this sensitivity. Noisy Introspection (Goeree and Holt, 2004) is another such method. Breitmoser et al. (2014) examine the convergence paths of QRE and level- $k$  models, and shows gradual level- $k$  learning.

## 2.3 Infinite-Regress

The problem of infinite regress has also been analysed in Lipman (1991). Lipman (1991) formulates the problem of infinite regress as a sequence

$$A, f(A), f(f(A)), f(f(f(A))) \dots$$

investigating whether such sequence converges to a fixed point. In other words, the player is first confronted with an initial choice of an action  $a$  from the set of

actions  $A$ , or a computation  $f(A)$ . If the action is chosen, the decision process is complete. If, instead, the computation is chosen, the outcome of  $f(A)$  must be calculated and the player is then faced with another choice, between the obtained result or yet another computation. This process is repeated until the player chooses the result, as opposed to performing an additional computation. A similar approach, considered in Mertens and Zamir (1985), formally approximates Harsanyi’s infinite hierarchies of beliefs (Harsanyi, 1967, 1968) with finite states.

## 2.4 Contributions of our work

In contrast to these works, we propose an information-theoretic approach to level- $k$  reasoning, where each level or hierarchy corresponds to additional information processing for the player. The players are therefore constrained by the overall amount of information processing available to them. These constraints mean that the player may make errors at each stage of reasoning. In doing so, we provide a foundation for “breaking” the chain of reasoning recursion based on the players information processing abilities. Hence, the proposed approach can be seen as a fusion of Quantal Response Equilibrium and level- $k$  reasoning depending on the resource parameters used, allowing for relaxation of best-response and/or mutual consistency.

This results in a principled information-theoretic explanation for decision-making in games involving self-reference. Best-response is relaxed with  $\beta < \infty$  and mutual consistency is relaxed with  $\gamma < 1$ . This contributes to the existing literature on game theory and decision-making by adopting an information-theoretic perspective on such bounded rational discussions, and quantifying the player processing abilities. We apply this model to specific well-known game-theoretic examples where perfect rationality does not necessarily lead to a contradiction, but where the resulting equilibrium is a poor model of observed experimental results, highlighting the relevance of the bounded assumption.

## 3 Technical Preliminaries: Information-Theoretic Bounded Rationality

Information theory provides a natural way to reason about limitations in player cognition, as the information-theoretic treatment abstracts away any specific type of cost (Wolpert, 2006; Harré, 2021). This means that we are not speculating about various behavioural foundations, merely assuming that limitations in cognition do exist, and may result in bounds on rationality. As pointed out by Sims (2003), an information-theoretic treatment may not be desirable for a psychologist, as this does not give insights to where the costs arise from, however, for an economist, reasoning about optimisation rather than specific psychological details may be preferable.

The information-theoretic representation of bounded rational decision making proposed by Ortega and Braun (2013), and further explained and developed in (Ortega and Braun, 2011; Braun and Ortega, 2014; Ortega et al., 2015; Ortega and Stocker, 2016; Gottwald and Braun, 2019), is the approach we consider in this work. This approach has been successfully applied to several tasks (Evans and Prokopenko, 2021), leveraging its sound theoretical grounding based on the

(negative) free energy principle. We begin by overviewing single step decisions and then sequential decisions, allowing us to derive the relationship with bounds on infinite-regress and partial self-reference with sequential decision making (in Section 4).

### 3.1 Single-step Decisions

A boundedly-rational decision maker who is choosing an action  $a \in A$  with payoff  $U[a]$  is assumed to follow the following negative free energy difference when moving from prior belief  $p[a]$  to posterior choice  $f[a]$ , given by:

$$-\Delta F[f[a]] = \sum_{a \in A} f[a]U[a] - \frac{1}{\beta} \sum_{a \in A} f[a] \log \left( \frac{f[a]}{p[a]} \right) \quad (1)$$

The first term can be read as the expected payoff, and the second term can be read as a cost of information acquisition regularised by  $\beta$ . Formally, the second term quantifies information acquisition as the Kullback-Leibler divergence from the prior belief  $p[a]$ . Parameter  $\beta$  therefore serves as the resource allowance for a decision maker.

By taking the first order conditions of Eq. (1) and solving for the decision function  $f[a]$ , we are led to the equilibrium distribution:

$$f[a] = \frac{1}{Z} p[a] e^{\beta U[a]} \quad (2)$$

where  $Z = \sum_{a' \in A} p[a'] e^{\beta U[a',x]}$  is the partition function. This is equivalent to the logit function commonly used in QRE models. From this configuration, we can see that  $\beta$  modulates the cost of information acquisition from the prior belief. Low  $\beta$  corresponds to high cost of information (and high error play), and as  $\beta \rightarrow \infty$  information is essentially free to acquire and the perfectly rational *homo economicus* (Nash) player is recovered.

### 3.2 Sequential Decisions

Importantly, this free energy definition can be extended to sequential decisions by considering a recursive negative free energy difference (Ortega and Braun, 2013, 2014). This corresponds to a nested variational problem, where for  $K$  sequential decisions, we introduce new inverse temperature parameters  $\beta_k$  allowing for different reasoning at different depths of recursion to choose a sequence of  $K$  actions  $a_{\leq K}$ .

This means that for sequential decisions, Eq. (1) can instead be represented as

$$-\Delta F[f] = \sum_{a_{\leq K}} f[a_{\leq K}] \sum_{k=1}^K \left( U[a_k | a_{<k}] - \frac{1}{\beta_k} \log \frac{f[a_k | a_{<k}]}{p[a_k | a_{<k}]} \right) \quad (3)$$

where  $a_{<k}$  abbreviates the history  $a_0, \dots, a_{k-1}$  of decisions. We can expand the

sum:

$$\begin{aligned}
&= \sum_{a_1} f[a_1] \left( U[a_1] - \frac{1}{\beta_1} f[a_1] \log \frac{f[a_1]}{p[a_1]} + \right. \\
&\quad \sum_{a_2} f[a_2|a_1] \left( U[a_2|a_1] - \frac{1}{\beta_2} f[a_2|a_1] \log \frac{f[a_2|a_1]}{p[a_2|a_1]} + \right. \\
&\quad \quad \quad \dots \\
&\quad \left. \left. + \sum_{a_K} f[a_K|a_{<K}] \left( U[a_K|a_{<K}] - \frac{1}{\beta_K} f[a_K|a_{<K}] \log \frac{f[a_K|a_{<K}]}{p[a_K|a_{<K}]} \right) \right) \right)
\end{aligned} \tag{4}$$

which we can see as first choosing an action  $a_1$  at  $k = 1$ , while considering that in order to choose this action, we must consider the future stages by analysing the result at  $k = 2$  given the choice  $a_1$ , and so forth. To compute this, we can solve the innermost sum first:

$$f[a_K|a_{<K}] = \frac{1}{Z_K} p[a_K|a_{<K}] e^{\beta_K U[a_K|a_{<K}]} \tag{5}$$

which recovers Eq. (2) with the introduction of conditioning on decision histories. This represents the base-case for recursion. For steps where  $k < K$ , we get the following equilibrium solution for sequential decisions:

$$\begin{aligned}
f[a_k|a_{<k}] &= \frac{1}{Z_k} p[a_k|a_{<k}] \exp \left( \beta_k (U[a_k|a_{<k}] + \frac{1}{\beta_{k+1}} \log Z_{k+1}) \right) \\
&= \frac{1}{Z_k} \underbrace{p[a_k|a_{<k}]}_{\text{Prior Belief}} \times \underbrace{Z_{k+1}^{\beta_k/\beta_{k+1}}}_{\text{Future Contribution}} \times \underbrace{e^{\beta_k U[a_k|a_{<k}]}}_{\text{Current Utility}}
\end{aligned} \tag{6}$$

where decisions are now dependent on the history of decisions as well as on a recursive component based on the future contribution of each decision. Here

$$Z_k = \sum_{a_k} p[a_k|a_{<k}] Z_{k+1}^{\beta_k/\beta_{k+1}} e^{\beta_k U[a_k|a_{<k}]} \tag{7}$$

where  $Z_K = 1$ , i.e. the base-case for recursion at the final level.

## 4 Method: Sequential decisions for hierarchical reasoning

Equipped with an information-theoretic formulation for sequential decisions, we can extend this idea to hierarchical reasoning of players. Specifically, we could represent level- $k$  thinking where each step in the sequence corresponds to a level. At each level, players still may play erroneously, i.e., producing a quantal response level- $k$  play, where at level- $k$  they are modulated by  $\beta_k$  (again high  $\beta_k$  would correspond to an exact level- $k$  thinker, and low  $\beta_k$  — to an error-prone level- $k$  thinker).

To illustrate this process, rather than considering sequential decisions, we instead consider a tree of thought. At the root node, a player is faced with a

decision amongst the available choice set  $A$ , or performing additional processing  $f(A)$  in order to acquire new information on the repercussions of each choice. If no additional processing is performed, each branch is considered to be terminated early, and the selection is made based only on the immediately available information. However, if additional processing is performed, each action branch is (potentially) extended to analyse the repercussions for taking an action, and a higher level thinker can examine such repercussions. This process then repeats until the player is out of processing resources or, in a finite problem, converges to a Nash equilibrium (for example, in the  $p$ -beauty game analysed in later sections this occurs once the guess hits 0).

From Eq. (6) we can see that we have introduced  $K$  new variables, corresponding to the boundedness parameter  $\beta_k$  for each level of the recursion  $k$ . For a simple case, if we set  $\beta_k = \beta$  for all  $k$ , we get discrete control (Braun et al., 2011):

$$f[a_k|x, a_{<k}] = \frac{1}{Z_k} p[a_k|a_{<k}] Z_{k+1} e^{\beta U[a_k, x|a_{<k}]} \quad (8)$$

which clarifies that the boundedness applies to the computation of payoff  $U$ . However, the depth of recursion is not dependent on  $\beta$ , instead it depends on the length of the sequence (or level)  $k$ . A more desirable representation for partial self-reference would be formed if the sequence length  $k$  is implicitly based on the resource parameter  $\beta$ . Rather than keeping  $\beta$  and  $k$  separate, we aim to obtain  $k$  as a result of information-processing bounded by  $\beta$ . This would allow us to treat self-reference in information-theoretic terms. For example,  $\beta \rightarrow \infty$  would imply  $k \rightarrow \infty$  capturing infinite-regress, while  $\beta = 0$  would imply  $k = 0$  leaving no information processing abilities for the player.

The dependency between  $\beta$  and  $k$  is related to the relaxation of mutual consistency. How much  $\beta$  decreases at each level corresponds to how well a player believes other players are reasoning about the problem. Instead of introducing an arbitrary maximum length on the recursion  $K$  and associated parameters  $\beta_k$ , we introduce a discount parameter  $\gamma \in [0, 1]$ , where  $\gamma$  controls the rationality of player reasoning throughout the chain of recursion. Such an extension would allow for reasoning about resource constraints directly, as opposed to sequential level- $k$  thinking. Importantly, this would directly introduce bounds on player reasoning, relaxing the best-response assumption, and relaxing mutual consistency.

#### 4.1 Partial self-reference (PSR) model

With this formulation, we need only to specify two parameters,  $\beta$  and  $\gamma$ , as opposed to the vector  $\beta_k$  and number of levels  $K$ . We then set

$$\beta_k = \beta \gamma^k$$

i.e.,  $\beta_k$  is  $\beta$  discounted based on  $\gamma$  and the current depth of recursion. This can be represented by the following recursive free energy difference:

$$-\Delta F[f] = \sum_{a_{\leq K}} f[a_{\leq K}] \sum_{k=0}^{\infty} \left( U[a_k|a_{<k}] - \frac{1}{\beta \gamma^k} \log \frac{f[a_k|a_{<k}]}{p[a_k|a_{<k}]} \right) \quad (9)$$



where we have represented the sequence as an infinite-sum. The sum can converge due to the discount parameter as the later (inner-most sums) simply echo the prior beliefs once the player’s computational resources are exhausted. This formalisation draws parallels with the reinforcement learning (RL) methods, where such representations are common for reasoning about future states for the player. In RL,  $\gamma$  is used to discount future timesteps. Here,  $\gamma$  is used to discount future chains of reasoning about reasoning (i.e. the depth of recursion is governed by  $\beta$  discounted by  $\gamma$ ), and to represent the limited resources that we assume other players have. We have represented this as an infinite sum with  $k \rightarrow \infty$ , however, in various problems (such as sequential games)  $K$  can be assumed to be finite. The solution for the decision function  $f[a_k|a_{<k}]$  with the discounted  $\beta$  becomes:

$$f[a_k|a_{<k}] = \frac{1}{Z_k} \underbrace{p[a_k|a_{<k}]}_{\text{Prior Belief}} \times \underbrace{Z_{k+1}^{1/\gamma}}_{\text{Future Contribution}} \times \underbrace{e^{\beta\gamma^k U[a_k|a_{<k}]}}_{\text{Current Utility}} \quad (10)$$

where we treat  $1/\gamma$ , with  $\gamma = 0$  as 0, because in this case  $Z_{k+1}$  will be uniform. With the assumption of a discount rate  $\gamma$ , we can see the recursion is now depth-bound based on the (discounted) resource parameter. Once  $\beta\gamma^k = 0$ , the recursion will stop since the result will simply echo the prior belief as no focus will be placed on the payoff, i.e. with  $\beta_k = 0$ , we reduce to

$$Z_K = \sum_{a' \in A} p[a'_k|a'_{<k}] \quad (11)$$

which depends only on the prior beliefs, and not on the payoff or a recursive term. This means that in the new implicit limit  $K$  (denoted by the case where  $\beta_k = 0$ ), reasoning about the future provides no new information, so for  $k = K$  Eq. (10) simplifies to:

$$f[a_K|a_{<K}] = \frac{1}{Z_K} p[a_K|a_{<K}] e^{\beta\gamma^K U[a_K|a_{<K}]} \quad (12)$$

which recovers the original form of Eq. (5) (when  $\gamma = 1$ ) with the introduction of conditioning on histories, and becomes the base case for recursion. With  $\gamma < 1$ , we are guaranteed to converge to such a point.

With  $\gamma < 1$ , we converge to a sequence of decisions where our ability to accurately process information decreases the further we get through the sequence. Or alternately, we assume that at each level the players below are less rational as governed by  $\gamma$ . The case  $\gamma < 1$  implicitly relaxes mutual consistency as lower-level thinkers are then governed by a lower resource parameter. In the case of otherwise infinite regress, we converge to a finite approximation of the sequence. In tractable problems, we recover an approximation of backwards induction where the player performing such induction may make errors at each step due to limited computational processing abilities. With  $\gamma = 1$ , we recover mutual consistency, as we assume other players are just as rational as ourselves. However, this may lead to infinite-regress.

This overall process is visualised Fig. 1, where the error increases throughout recursion. Once the resources of the player run out, the later depths simply echo the prior beliefs.

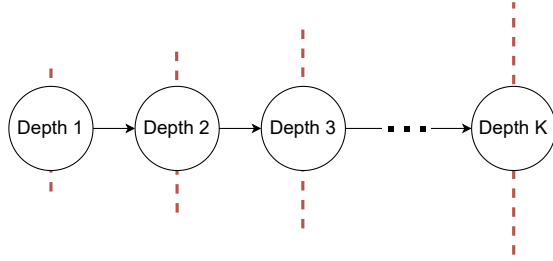


Figure 1: The effect of discounting resources over time. In the beginning, the player has  $\beta$  resources and may make some error (red bars). Parameter  $\gamma$  controls how this error grows over time, and implicitly, how the player believes lower-level players will respond. A low  $\gamma$  means the errors increase drastically at each level, assuming opponents with much lower reasoning abilities. Once  $\beta\gamma^k$  hits 0, there is no use computing the player utilities and the error is maximum, and the recursion stops (i.e. the player can not think any deeper).

## 4.2 Example

We consider a simplified Ultimatum game, where a player must decide what percentage of a pie to take. We assume uniform priors amongst the options at each stage.

At the first decision, Player 1 must request the percentage of pie to take  $a_1 \in [0, 100]$ , with 100 giving the highest payoff (i.e. they receive the entire pie). However, at stage 2, the player is faced with a fairness calculator (Player 2) which decides whether or not to approve the player's request  $A_2 = \{\text{accept}, \text{reject}\}$ , i.e., the decisions are governed by the following utilities:

$$\begin{aligned}
 U_1[a_1] &= a_1 \times f_2[\text{accept}|a_1] \\
 U_2[\text{accept}_2|a_1] &= 100 - a_1 \\
 U_2[\text{reject}_2|a_1] &= 50
 \end{aligned}
 \tag{13}$$

where  $U_n$  corresponds to Player  $n$ 's payoff, and  $f_n$  to Player  $n$ 's choice. A player with no look ahead, i.e., one which assigns 0 weight to future decisions (or assumes an opponent has 0 processing abilities), can be represented with  $\beta \rightarrow \infty$  and  $\gamma = 0$ . This player simply looks at the first stage and sees that it is in their best interest to request 100% of the pie. However, they have failed to take into account the repercussions of their chosen action, as they did not consider the future of decisions, i.e. they did not compute  $f_2[a_2|a_1]$  and thus assumed uniform  $f_2[a_2|a_1]$  and that their opponent would be indifferent to accepting or rejecting their offer regardless of the value of  $a_1$ .

A perfectly rational player,  $\beta = \infty$  and  $\gamma = 1$  is correctly able to request 49. At  $f_1[a]$ , they assign weight to the future of their actions, and can see for any  $a > 50$  the fairness calculator will deny their request, and they will be left with nothing (at  $a = 50$  the calculator will be indifferent to accepting or rejecting). This corresponds to the subgame perfect Nash equilibrium, where the player performed backwards induction, i.e., the player examined the future until they were at the end of the game and then reasoned backwards to select the optimal choice. A player with limited computational resources, i.e.,  $\beta < \infty$  selects the

best action they can subject to their resource constraint. For example, they may only select  $a = 40$ , as they are unable to complete the search for  $a = 49$ . A player with no information processing abilities  $\beta = 0$ , can not search for any optimal choices, and therefore chooses based on the prior distribution, which we assumed to be uniform. Therefore, the player is equally likely to choose amongst any  $a \in A$ .

An interesting question that now arises is what if we assume the “fairness” calculator may make errors, and that it is not necessarily defined by a step function that rejects all above 50 and accepts all below. For example, there may be a range where 100 will get rejected, but perhaps 75 would not. This can be captured with  $\beta\gamma < \infty$ , where for low values, the calculator is assumed to make errors, and for  $\beta\gamma \rightarrow \infty$  is assumed to be perfectly rational. If the fairness calculator is broken, and is indifferent to accepting or rejecting values, this can be represented with  $\gamma = 0$ , which gives 0 processing ability to the computer, and means  $f_2[\text{accept}_2|a_1] = f_2[\text{reject}_2|a_1] = 0.5$  and therefore a rational Player 1 should request  $a_1 = 100$ .

### 4.3 Parameter Interaction

Discounting future computation in a chain of recursion approximates the level of player thinking where players are assumed to become more limited at later stages in the chain. For example, it becomes more difficult to reason about reasoning about reasoning.

With the proposed representation, what was previously thought of in the context of sequential decisions, can be extended and modified to think about hierarchies of beliefs. The informationally constrained players “break” the chain of recursion due to depleting their cognitive or computational capabilities as being bounded by  $\beta$  and  $\gamma$ . Formally, this is represented as a (potentially) infinite-sum that converges based on  $\gamma$ . The discount parameter  $\gamma$  quantifies other players mental processing abilities in terms of level- $k$  thinking. A high  $\gamma$  assumes other players play at a relatively similar cognitive level, whereas a low  $\gamma$  assumes other players have less playing ability. In the limit, with  $\beta \rightarrow \infty, \gamma = 1$ , perfect backwards induction is recovered. With  $\beta < \infty, \gamma < 1$ , players are assumed to be limited in computational resources and must now balance the trade-off between their computation cost and payoff.

In Fig. 2 we explore how  $\beta$  and  $\gamma$  interact. For  $\beta \rightarrow \infty$  and  $\gamma = 1$ , we approach perfect rationality, i.e. the perfectly rational (Nash Equilibrium) player is recovered. For  $\beta \rightarrow -\infty$  and  $\gamma = 1$ , the perfectly anti-rational player is recovered. In between, we can see how  $\gamma$  adjusts  $\beta$ . It is these values in between perfect rationality which are particularly interesting, as they give rise to out-of-equilibrium behaviour not predicted by backwards induction or other rational induction methods.

## 5 Case Studies

In this section, we examine various games in which rational expectations do not coincide with observed outcomes. The reason for this is that players are unable to compute Nash equilibrium due to cognitive (or other) limitations constraining such reasoning, i.e., bounded rationality is observed. In the following, we

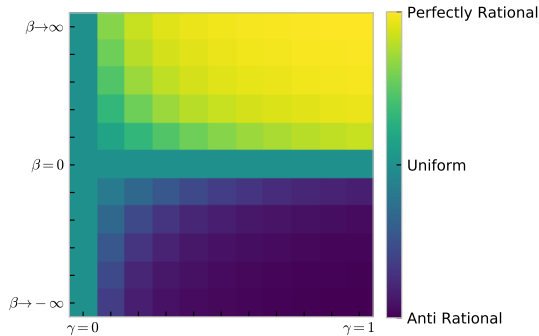


Figure 2: A heatmap visualising the resulting players expected payoff based on the values of  $\beta$  and  $\gamma$ . The yellow colour represents the maximal expected payoff, and the purple colour represents the minimum expected payoff. When either parameters is 0, the result is a random choice amongst the actions.

demonstrate how the partial self-reference model explicitly captures bounded decisions by modifying resource allowance  $\beta$  and discount parameter  $\gamma$ . In fitting these two parameters to experimental data, we formalise the player choice, and in addition, show how the player recursively accounts for their opponents reasoning.

## 5.1 Sequential Bargaining

In a bargaining game, players alternately bargain over how to divide a sum. This is similar to the example game provided above.

We examine the experimental results of the Ultimatum Game (one-stage) and two-stage alternating-offer bargaining games (Binmore et al., 2002) (specifically Game 1 and Game 3 from their study), which show violations of backward induction in terms of both subgame consistency and truncation consistency. Other experimental evidence of Ultimatum games confirm that observed behaviour differs from the predicted subgame perfect equilibrium (Webster, 2013). Likewise, the three-stage sequential bargaining game presented in Johnson et al. (2002) also show how human behaviour often deviates from that predicted by backward induction and show a limited lookahead of the human participants. To account for “fairness”, i.e., that players may wish to be fair to other players, they play against computers where the players know they are versing payoff maximising computers, and behaviour still deviates from subgame perfect equilibrium. In this instance, the final stage of recursion in the simulation sees little or no attention. Once taught about backwards induction, however, the players’ decisions become closer to Nash equilibrium.

### 5.1.1 Ultimatum Game

We begin with the ultimatum game which underlines several key characteristics highlighting the benefits of the partial self-reference model in a simple setting. We use the experimental data of Game 1 from Binmore et al. (2002).

In the game, the players are faced with the following payoffs:

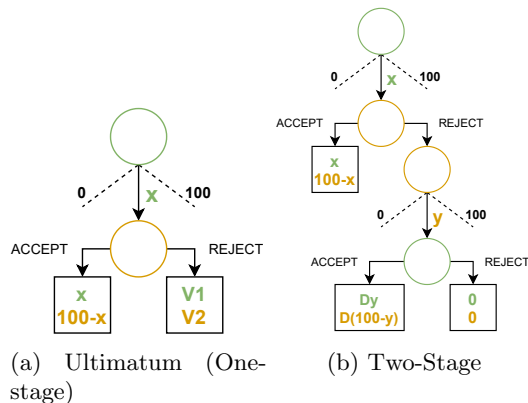


Figure 3: Example sequential bargaining games. In the ultimatum game, Player 1 must make an offer  $x \in [0, 100]$ . If Player 2 accepts, Player 1 receives a payoff of  $100 - x$ , and Player 2 receives  $x$ . If Player 2 declines, they receive their rejection payoffs of  $V_1$  or  $V_2$ . In the two-stage game, if Player 2 rejects, they can come back with a counter offer  $y$ . Now the process repeats, and it is up to Player 1 to accept or reject. If Player 1 accepts, Player 2 gets a discounted ( $D$ ) payoff of  $D(100 - y)$ , and Player 1 gets a payoff of  $Dy$ . However, if both decline they each get a payoff of 0.

$$\begin{aligned}
 U_1[a_1] &= a_1 \times f[\text{accept}|a_1] + V_1 \times f[\text{reject}|a_1] \\
 U_2[\text{accept}_2|a_1] &= 100 - a_1 \\
 U_2[\text{reject}_2|a_1] &= V_2
 \end{aligned} \tag{14}$$

where  $V_1, V_2$  are the rejection payoffs for Player 1 and Player 2.

If opponents (Player 2) are rational, then Player 1 being rational should request no more than their opponent's rejection payoff  $V_2$ . However, if opponents are not believed to be rational, then there is potential for Player 1 to exploit this fact and request higher (or lower) amounts. That is, it becomes rational for Player 1 to play as if Player 2 is not perfectly rational.

A rational opponent implies a step function, where for  $a_1$ , with payoff  $100 - a_1 > V_2$  they accept with probability 1, and for payoffs below  $V_2$  they reject with certainty as shown in Fig. 4. However, from Fig. 4 we can see deviations from rationality. This is directly shown by non deterministic outputs, where the players may or may not accept the offer based on the requested value, as well as violations where the players reject or accept with probability 1 even if a rational actor would do the opposite.

To model these deviations, we compute a soft approximation of the maximum expected utility principle, which is the weighted logistic function (Eq. (2)), i.e. the logit equilibrium used in QRE models. The softness of the step function is modulated by  $\beta$ , where a high  $\beta$  recovers the step function, and  $\beta = 0$  would yield uniform selection probabilities (i.e., a 50% chance of accepting or rejecting regardless of the offer). These functions are demonstrated for varying  $\beta$ 's in Fig. 4.

Now, knowing the opponent has potential bounds on their rationality, a ra-

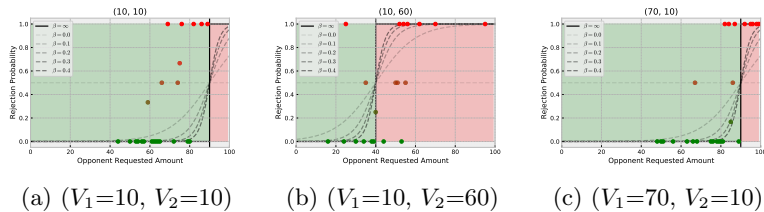


Figure 4: Observed rejection rates are adopted from experimental data from Binmore et al. (2002). A rational opponent is governed by the step function (black line), where a rational player would reject in the red area and accept in the green area. The observed points show deviations from rationality. An alternate representation uses bounded players, where the step function is “softened” by  $\beta$  (gray lines).

tional player would respond accordingly. Fig. 5 plots the distribution of Player 1 requests, informed by the reasoning about Player 2’s possible response. However, as shown by Fig. 5 we observe that Player 1’s request (obtained by recursive reasoning) still deviates from perfect rationality. Perfect rationality would imply a Dirac delta function with the probability mass situated at the optimal request. The observed deviation from rationality may be due to uncertainty in their opponent’s abilities (reflected in the likelihoods from Fig. 4), or limitations of Player 1’s reasoning. This becomes most apparent for Fig. 5c, showing largest deviations from assuming a perfectly rational opponent.

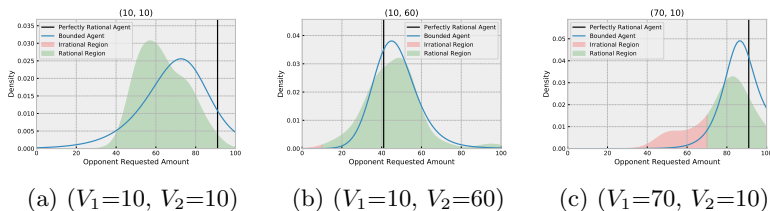


Figure 5: Density plots of Player 1 initial requests based on experimental data from Binmore et al. (2002). The red region matching this data highlights irrational requests under the assumption that opponents are perfectly rational (if the opponent accepts, Player 1 will be left with a lower payoff than if the opponent rejected). The green region corresponding to the experimental data represents requests that would make sense for a rational player who assumes their opponent is behaving boundedly rational. The black line indicates the perfectly rational choice (when assuming opponent is perfectly rational), i.e., a rational opponent would reject any lower offer (left of the black line), and would accept any value above their rejection payoff (right of the black line). The blue line shows the behaviour resulting from bounded rational decision-making in the proposed partial self-reference model.

In order to model such behaviour, we fit the PSR model to the observed distributions of requests. In the limit case, if we assume  $\beta \rightarrow \infty$  and  $\gamma = 1$ , we recover the Nash equilibrium behaviour where both players are assumed to be perfectly rational. However, with  $\beta < \infty$  and  $\gamma < 1$ , we recover potentially

bounded players.

The resulting distribution of the initial requests from the proposed approach is shown in Fig. 5, and the average initial request is shown in Table 1.

We can see that the proposed approach offers a better model of the observed data than Nash equilibrium (the Dirac delta function in Fig. 5), capturing much of the underlying empirical distribution. In doing so, the model explains important features of the observed player behaviour. For example, with higher  $V_1$ , Player 1 is likely to make a larger initial offer (Fig. 5c vs Fig. 5a). Perfect rationality does not capture this (with the Nash equilibrium model remaining unchanged), whereas the PSR model suggests higher initial offers (due to higher  $V_1$  if they do get rejected). The resulting higher average initial offers are shown in Table 1.

In the PSR model, Player 1 assumes that Player 2 is also a boundedly rational decision-maker. The fitted decision functions for Player 2 are shown in Fig. 6, where we can see that Player 1 is assuming some bounds on the rationality of Player 2. The resulting  $\beta$  and  $\gamma$  values are presented in Table 1.

Interestingly, with the high rejection payoffs ( $V_2 = 60$ ) for Player 2, we observe that Player 1 assumes more limited rationality of Player 2 (represented by a low  $\gamma$  as shown in in Table 1). This can be verified by checking the rejection rates of Fig. 6b, where much of the observed Player 2 behaviour is irrational as evidenced by a large deviation from the rationality implied step function.

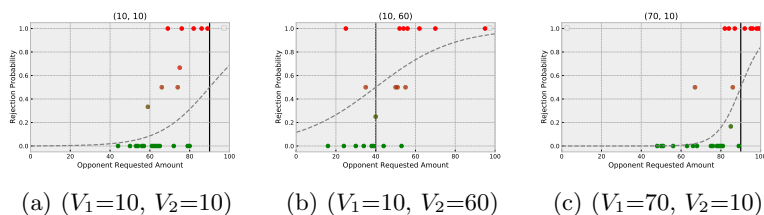


Figure 6: Player 1’s model of Player 2’s rejection rate for various requests in the Ultimatum game. Circles represent empirical data from Binmore et al. (2002) with colouring distinguishing between accepted (green) and rejected (red) initial requests. The perfectly rational Player 2’s decision function is a step function, with the step at  $100 - V_2$  (black line). The dashed grey line is Player 1’s fitted model for Player 2, i.e. a smoothed version of the step function with resources governed by  $\beta$  and  $\gamma$  ( $\frac{1}{Z}e^{\beta\gamma U}$ , where  $Z$  is a normalisation constant).

Table 1: Average demand in the Ultimatum game.

| Ultimatum Game | $\beta$ | $\gamma$ | Nash | Actual | Model |
|----------------|---------|----------|------|--------|-------|
| (10,10)        | 0.08    | 1        | 91   | 63     | 68    |
| (10,60)        | 0.46    | 0.11     | 41   | 45     | 47    |
| (70,10)        | 0.16    | 1        | 91   | 78     | 85    |

This demonstrates several important properties. Firstly, in the PSR model, players are assumed to act probabilistically (relaxing best-response). Secondly, this probabilistic nature introduces deviations away from perfect rationality. Thirdly, the sequential nature of the game introduces an implicit assumption

that the first player is more rational than their opponent and acts accordingly (i.e. relaxing mutual consistency by assuming that the opponents  $\beta$  is lower than their own  $\beta$ ).

### 5.1.2 Two-stage Bargaining

Next, we examine a two-stage bargaining game (shown in Fig. 3b). Now, if Player 2 rejects Player 1's offer, they can come back with a counteroffer of their own. If the players can not come to an agreement, they both receive 0. It is, therefore, in both players best interest to reach an agreement. This is represented with the following utilities:

$$\begin{aligned}
U_1[a_1] &= a_1 \times f[\text{accept}|a_1] + V_1 \times f[\text{reject}|a_1] \\
U_2[\text{accept}_2|a_1] &= 100 - a_1 \\
U_2[\text{reject}_2|a_1] &= V_2 \\
U_2[a_3] &= D(100 - a_3) \times f[\text{accept}|a_3] \\
U_1[\text{accept}_4|a_3] &= D \times a_3 \\
U_1[\text{reject}_4|a_3] &= 0
\end{aligned} \tag{15}$$

where now  $V_1$  and  $V_2$  are derived from the expected payoff of the rejection branch. Conditioning on past decisions are excluded from  $U_2[a_3]$  as it is implicit that this can only occur when Player 2 rejects.

We use experimental data of Game 3 from Binmore et al. (2002), with discount rate  $D = 0.9$ . With perfect rationality, from Fig. 3 we can see with backwards induction that it is in Player 1's best interest to accept any counteroffer greater than the rejection payoff of 0. Therefore, if prompted, Player 2 should provide a counteroffer of  $y = 1$ , which gives Player 2 a payoff of  $D(100 - y) = 89.1$ , and Player 1 a payoff of  $Dy = 0.9$ . Since Player 1's payoff is greater than the rejection payoff of 0, they should prefer this to the alternative and accept. With this in mind, Player 1 now knows the payoff for the rejection branch for Player 2 is 89.1, so if they request  $x > 10$  (assuming integer requests), Player 2 will reject this request since  $100 - x < 89.1$  if  $x > 10$ . Therefore, the rational Player 1 proposes  $x = 10$ , as this maximises their own payoff, assuming Player 2 is a rational player.

However, from Fig. 7 which summarises results from the experiments presented by Binmore et al. (2002) we can see strong deviations from perfect rationality for both players. No players present an initial offer of less than 10 or the perfectly rational case of  $x = 10$ . Furthermore, no Player 2 proposes the rational counteroffer of  $y = 1$ .

The distribution of initial and counteroffers is visualised in Fig. 8. Counteroffers only exist for rejected initial offers, and the corresponding counteroffers for each rejected request are shown in Fig. 8b (cf. Fig. 7 where counteroffers are visualised as purple stars).

Fig. 8 shows that the PSR model produces a far better fit of the observed experimental data than the perfectly rational model. Table 2 summarises the corresponding initial request for the various discount rates together with the fitted parameters. We see that the actual observed data differ substantially from perfect rationality, while the PSR model is able to capture such deviations within a consistent range of  $\beta$ . As the discount rate increases (lower  $D$ ),  $\gamma$  increases,



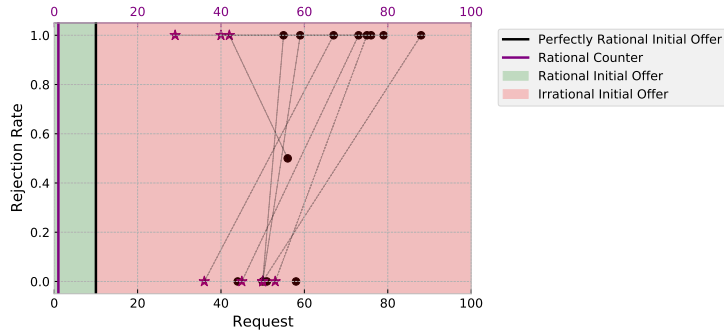


Figure 7: Two-stage Bargaining with discount  $D = 0.9$ . Initial requests are shown as black circles. The rejection rate of these requests is given by the y-position. For rejected offers, the counter offers are shown as a purple star (linked to their original offer by a line), where again, the y-position shows the rejection rate of the counteroffer. The perfectly rational initial offer would be  $x = 10$  (black line), as any offers in the red region would be rejected by a rational opponent. After a rejection, the perfectly rational counteroffer would be  $y = 1$  (purple line). Deviations from perfect rationality are clear, with no player performing perfect backwards induction.

as reasoning about future player decisions becomes particularly important due to the lower potential payoffs for both agents.

## 5.2 Beauty Contest

Keynes (1937, 2018) originally formulated the beauty game as follows. Readers of a newspaper are asked to vote for the six prettiest faces out of a selection of 100. The winner is the contestant who most closely picks the overall consensus. A naive (level-0) strategy is to choose based on personal preference. A level-1 strategy is to choose as if everyone is choosing on personal preference, so the player chooses whom they think others will find most desirable. A level-2 strategy is then for players to choose whom they think that others will think others will choose, and so on and so forth (with Keynes believing there are players

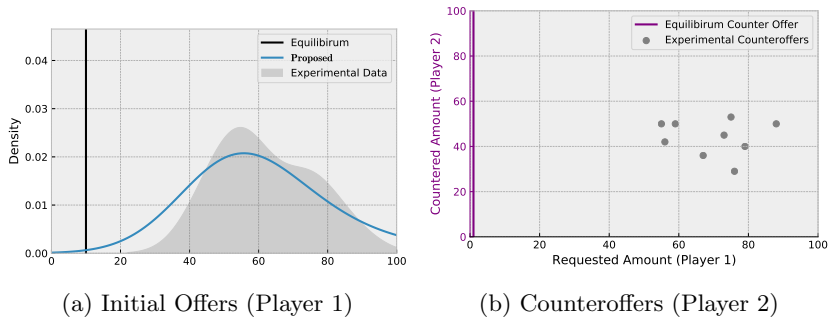


Figure 8: Initial and counter offers in the two-stage bargaining game with  $D = 0.9$ .

Table 2: Initial offers for varying discount rates, along with resulting parameters.

| Discount Rate | $\beta$ | $\gamma$ | Nash | Actual | Model |
|---------------|---------|----------|------|--------|-------|
| 0.9           | 0.22    | 0.14     | 10   | 62     | 58    |
| 0.8           | 0.19    | 0.18     | 20   | 50     | 57    |
| 0.7           | 0.17    | 0.18     | 30   | 55     | 61    |
| 0.6           | 0.18    | 0.24     | 40   | 56     | 57    |
| 0.5           | 0.17    | 0.23     | 50   | 56     | 62    |
| 0.4           | 0.12    | 0.47     | 60   | 61     | 60    |
| 0.3           | 0.09    | 0.79     | 70   | 52     | 62    |
| 0.2           | 0.07    | 0.86     | 80   | 61     | 65    |

who “practise the fourth, fifth, and higher” levels). The game was originally outlined to highlight how investors are not necessarily driven by fundamentals but rather by anticipating the thoughts of others.

An extension of the game is the  $p$ -beauty contest game of Moulin (1986), where contests are asked to guess fraction  $p \in [0 \dots 1]$  (commonly  $p = \frac{2}{3}$ ) of the average value of the other competitors guesses within the range  $[0, \dots 100]$ . Level-0 competitors therefore guess randomly between  $[0, 100]$ , level-1 players then anticipate this and guess  $p \times 50$  (50 being the average from the level-0 players), level-2 players then guess  $p \times (p \times 50)$  and so forth. As the levels increase, the guesses, therefore, approach 0, and rational expectations and Nash equilibrium dictate that every player should choose 0. However, experimentally this is not the case, and players act boundedly rational (Nagel, 1995). Such a game shows out-of-equilibrium behaviour and motivates the modelling of such decisions in a finite-depth manner (Aumann, 1992; Stahl, 1993; Binmore, 1987, 1988).

We use the experimental data provided by Bosch-Domenech et al. (2002) with  $p = \frac{2}{3}$ , and specifically, analyse the Bonn Lab experiments. This selection allows us to analyse a “general” population of players for the main discussion. Then we also apply the PSR model to several additional datasets, as shown in Table 3 and Fig. 10. The level- $k$  model predicts some of the representative spikes in the experimental data (e.g., with  $k = 1$  guesses of 33,  $k = 2$  of 22, etc.), as shown in Fig. 9. However, we can see that the players do not necessarily choose according to level- $k$ , and may make errors around the best-response (spikes) suggested by level- $k$  reasoning.

In validating our model, we aim to generate average responses well approximating the experimental data, while dealing with lower level players who may make errors. We formalise the utilities as follows:

$$g_k = p \times \frac{\sum_{a_{k+1}} a_{k+1} \times f[a_{k+1}]}{\sum_{a_{k+1}} f[a_{k+1}]} \quad (16)$$

$$U[a_k] = |a_k - g_k|$$

where  $g_k$  represents the predicted goal, i.e.,  $2/3$ 's of the average weighted prediction of the lower level thinkers. The utilities for each choice then become the distance to the goal. We can see that with higher  $\beta$  and  $\gamma$ , we reach higher levels of  $k$  and can approximate higher levels of thinking.

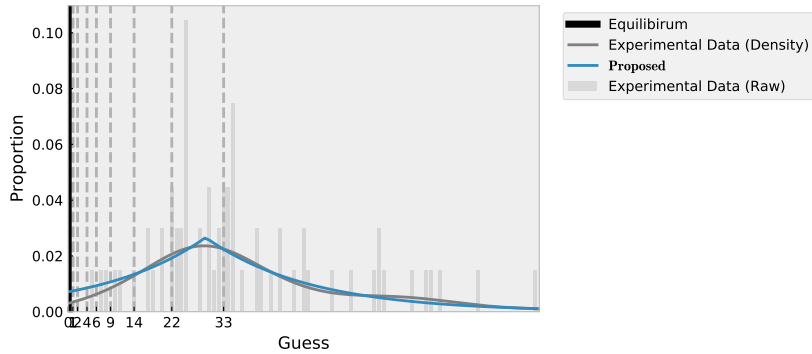


Figure 9: The  $p$ -beauty contest for the Lab Bonn dataset. The gray bars show the actual underlying experimental data, and the blue line shows a density plot for the experimental data. The red line shows the proposed model. The vertical lines (and x-axis ticks) show the various level- $k$  predictions, and the black line at  $x = 0$  shows the Nash equilibrium prediction.

We explore the results from 12  $p$ -beauty datasets presented in Bosch-Domenech et al. (2002). The results are summarised in Table 3, with the PSR model explaining the average behaviour with high accuracy.

With  $\beta < \infty$ , the modelled player may still make errors. That is, the player may not best respond to lower level thinkers. For example, for the Lab Bonn dataset, the distribution which the player believes the other players follow is given in Fig. 9. We can also see that the PSR model is in concordance with the experimental data for Lab Bonn in Table 3, while maintaining the overall resulting distribution of decisions. In other words, the player following the PSR model makes realistic assumptions of how the other players are bounded in their information processing. Thus, while providing a “soft” approximation of level- $k$  reasoning, the PSR model outperforms the latter in terms of estimating the average guess of the other players — this is evident for all 12  $p$ -beauty datasets Table 3.

The average information processing resources implied by the model are visualised in Fig. 10, which shows an average of up to a level-5 thinker. There are differences in the various subgroups, for example, the E-mail group, the theorists and the take-home groups generally have higher resources as compared to the lab groups. However, at each level, the processing abilities of the player necessarily decrease based on  $\gamma$ . Crucially, this decrease in player cognition at deeper levels of recursion allows us to capture the “errors” made by the players which may not best-respond.

In modelling this behaviour, we focus on matching the mean of the player guesses, rather than the distribution of guesses (as detailed in Appendix A.1.2). Since the goal is to predict  $\frac{2}{3}$ ’s of the average, the average of the distribution is all that is needed to be maintained and not the entire distribution. There are some interesting cases when attempting to capture the entire distribution of the experimental data if the results are not uni-modal, or are positively skewed towards the perfectly rational case of 0, and we consider those in Fig. 15.

Formally, best-responding to an average value  $g_k$  necessitates a Dirac delta function at  $p \times g_k$ , and such behaviour can be recovered by focusing only on the

mean of the resulting predictions and not the overall distribution. This estimation technique gives an approximation of Dirac delta around  $p \times g_k$ . Fitting the model to match the mean provides insights into the average reasoning of the player within a group of players in an experiment, and (potentially bounded) best-responses to various groups.

Table 3: Resulting parameters and guesses for various  $p$ -beauty games fitted to the mean of the observed experimental data. The level- $k$  column gives the prediction of the closest choice to the actual average obtained by some  $k$ . The Nash equilibrium is for all players to select 0.

|                            | Fitted Paramaters |          | Average Guesses |                    |       |
|----------------------------|-------------------|----------|-----------------|--------------------|-------|
|                            | $\beta$           | $\gamma$ | Actual          | Level- $k$ ( $k$ ) | Model |
| E mail                     | 92.74             | 0.3      | 12.87           | 14.81 (3)          | 12.87 |
| Lab Caltech                | 87.95             | 0.02     | 29.5            | 33.33 (1)          | 29.49 |
| Financial Times            | 75.83             | 0.17     | 18.9            | 22.22 (2)          | 18.91 |
| Theorists Bonn             | 73.75             | 0.2      | 17.75           | 14.81 (3)          | 17.75 |
| Spektrum der Wissenschaft  | 67.08             | 0.11     | 22.08           | 22.22 (2)          | 22.08 |
| Conference                 | 66.6              | 0.19     | 18.97           | 22.22 (2)          | 18.98 |
| Expansion                  | 58.25             | 0.07     | 25.47           | 22.22 (2)          | 25.46 |
| Data historic presentation | 56.14             | 0.12     | 22.52           | 22.22 (2)          | 22.53 |
| Internet newsgroup         | 30.83             | 0.2      | 22.16           | 22.22 (2)          | 22.16 |
| Take home UPF              | 28.3              | 0.14     | 25.21           | 22.22 (2)          | 25.2  |
| Classroom UPF              | 12.51             | 0.25     | 26.85           | 22.22 (2)          | 26.86 |
| Lab Bonn                   | 4.56              | 0.12     | 36.75           | 33.33 (1)          | 36.73 |

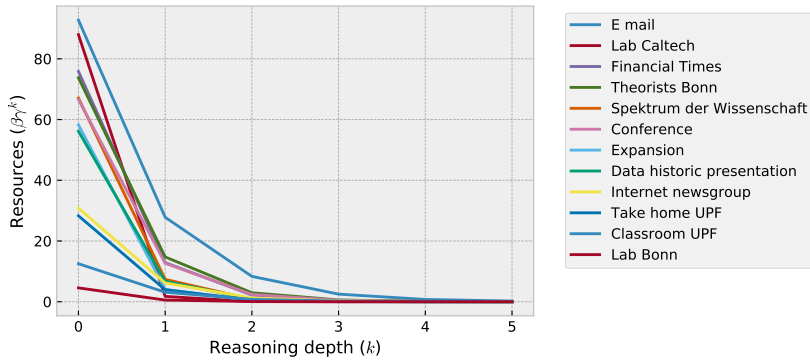


Figure 10: The results of fitting the partial self-reference model in various  $p$ -beauty contest games. Most players run out of resources by the fifth recursion. The parameters and average predictions are presented in Table 3. The y-position represents the allocation of resources, as governed by  $\beta\gamma^k$  which is the exponent of the payoff function. The x-position represents the  $k$ -th level of reasoning.

This analysis shows that the PSR model quantifies the information processing resources decreasing with each level of player reasoning, where at each level the player may make increasing errors. Hence, the model can be seen as an extension of level- $k$  reasoning, i.e., the model governed by  $\beta$  and  $\gamma$  combines features of both QRE and level- $k$  reasoning. From Fig. 10, we can see up to a

level-5 thinker, where the thinkers may make errors at each of the levels.

This also raises another point. Certain predictions in the  $p$ -beauty game are considered irrational, for example, any prediction over 67. However, we can see experimentally such predictions occur, for example, in Fig. 15. If a player believes that other players would choose the maximal offer of 100, then the player should choose  $\frac{2}{3}100 = 67$ . Level- $k$  or cognitive hierarchy models are unable to capture such irrational behaviour where players choose  $> 67$ . That is, there is no distribution of level- $k$  thinkers that would predict 100. This can be captured directly in the proposed model with  $\beta < 0$ , which would represent anti-rationality. Such representation can be useful for categorising and comparing behaviour between players.

### 5.3 Centipede Game

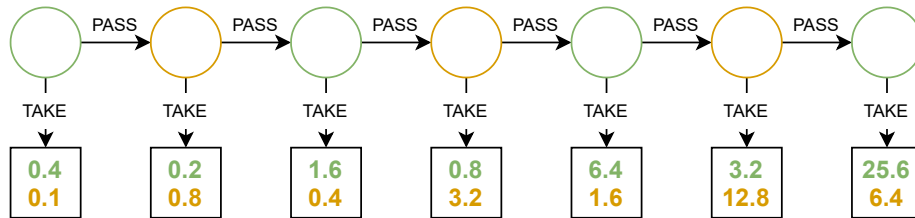


Figure 11: The Six-Move Centipede Game. Green (orange) circles highlight Player 1(2)’s turn, and the top (bottom) row of the boxes highlights Player 1(2)s payoff. The four-move game is equivalent until the fourth node, however, the payoffs for the fifth node become the “PASS” payoffs for Node 4.

In the centipede game, “two players alternately get a chance to take the larger portion of a continually escalating pile of money. As soon as one person takes, the game ends with that player getting the larger portion of the pile, and the other player getting the smaller portion” (McKelvey and Palfrey, 1992).

With perfectly rational backwards induction, the Nash equilibrium of the game is for each player to immediately take the pot without proceeding to any further rounds. However, this is a poor predictor of what happens experimentally (Ho and Su, 2013), where players are shown to “grow” the money pile by playing for several rounds before taking (Ke, 2019). Again, there are multiple reasons proposed to explain players deviation from the predicted unique (sub-game) Nash equilibrium, ranging from playing errors, cooperation, altruism or various reasoning depths (Georgalos, 2020). For example, when the length of the game is known, increasing game length lead to higher cooperation levels, whereas unknown lengths lead to less cooperation (Krockow et al., 2018). From a variety of experimental configurations, one commonality is that a large proportion of players tend to terminate around the middle of the game (Kawagoe and Takizawa, 2012). It can also be observed that people who may be aware of such backward induction based reasoning, i.e. economists and chess players are shown to defect/take earlier in the game.

In this work, we use the experimental data of McKelvey and Palfrey (1992) (from their Appendix C) for four and six-level centipede games. The utilities are represented as:

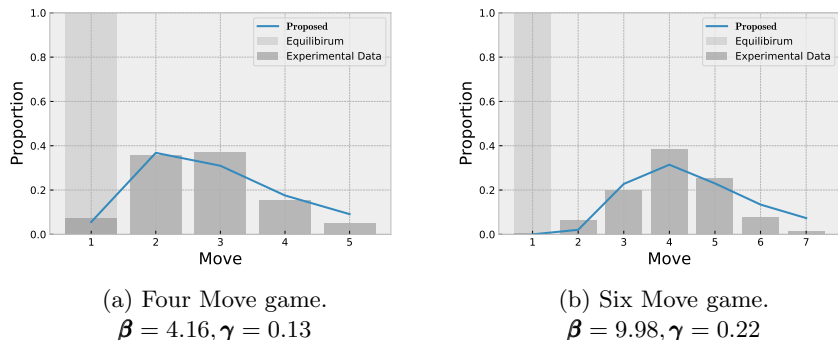


Figure 12: Four and six-level Centipede Games using the dataset from McKelvey and Palfrey (1992). Experimental data are presented as the red bars. The perfectly rational prediction is given by the blue bar (at the first stage). The fitted partial-self reference model is shown as the blue line.

$$\begin{aligned}
 U_1[\text{take}_1] &= 0.4 \\
 U_1[\text{pass}_1] &= 0.2 \times f[\text{take}_2] + V_1 \times f[\text{pass}_2] \\
 U_2[\text{take}_2] &= 0.8 \\
 U_2[\text{pass}_2] &= 0.4 \times f[\text{take}_3] + V_2 \times f[\text{pass}_3] \\
 &\dots
 \end{aligned} \tag{17}$$

where  $V_1, V_2$  are derived as the average expected return for the remainder of the moves. These payoffs are also visualised in Fig. 11. The conditioning on the history of decisions is implicit here, as to take an action  $a_n$  at  $n > 1$ , all previous actions must have been to pass (otherwise the game would have ended).

Results are presented in Fig. 12. We see that the PSR model provides a good fit to the observed experimental data. Furthermore, when comparing the resulting parameters ( $\beta$  and  $\gamma$ ) from the four and six-level variants, we note that the six-level variant results in additional information processing costs for the player (larger  $\beta$  and  $\gamma$ ). The additional processing costs are a result of the longer chain of reasoning. We observe that the experimental players behave far from backwards-induction implied play in both cases, and the model reproduces this behaviour.

#### 5.4 Market Entrance/El Farol Bar Problem

The market entrance game was outlined in the context of cognitive hierarchies in Camerer et al. (2004), and has also been considered in prior studies, e.g. Rapoport et al. (1998). This game is fundamentally similar to the El Farol bar problem of Arthur (1994). A player will profit (enjoy) in the market (bar) if less than  $d \times N, d \in [0, 1]$  players also enter the same market (bar). Such games can be seen as minority games (Challet et al., 2013).

With such a configuration, a level-0 player would simply attend the bar if  $d > 0.5$ , or stay home with  $d < 0.5$ , at  $d = 0.5$  the player is indifferent and would attend with 50% probability. Level-1 players then base their decision assuming

other players are level-0, and enter only if the level-0 players underestimated the expected capacity. Likewise, level-2 players base their decision on reasoning about level-0 and level-1 players. In this sense, the game has a pseudo-sequential structure based on the hierarchy of level- $k$  thinkers (Camerer et al., 2004).

For this work, we use the market entry game data from Camerer (2011) (Section 7.3), specifically the results originally presented in Sundali et al. (1995) for the first round of experiments (i.e. before learning/adjustments made). The payoff for staying out is fixed

$$U[\text{stay out}_k] = 1 \tag{18}$$

But the payoffs for entering are dependent on the total demand from the other (lower-level) players and a preferential capacity  $c = d \times N$ :

$$U[\text{enter}_k] = 1 + 2(c - f[\text{enter}_{k+1}]) \tag{19}$$

There were  $N = 20$  subjects, and various  $c$ 's trialled  $c \in [1, 3, 5 \dots, 19]$ .

Level- $k$  behaviour necessitates step functions in the response, where players only enter at a capacity  $c$  if they believe lower-level thinkers have over or under entered. Previous experimental data also show that player behaviour is inconsistent with either mixed or pure Nash equilibria, although with repeated play (where each repetition constitutes a new round of play in which the players can consider the results of previous rounds), players begin to approach (mixed) equilibrium (Duffy and Hopkins, 2005). The convergence to equilibrium in experimental data can be observed in Fig. 13, where at later rounds, the behaviour matches the equilibrium predicted behaviour more closely.

We can see that this general trend is also captured by the proposed model (Fig. 13), with an increase in  $\beta$  and  $\gamma$  throughout the duration of the exercise as shown in Table 4, where players can be seen as ‘‘learning’’ (i.e. becoming closer to the equilibrium) throughout time, which is reflected as an increase in their reasoning abilities quantified as information processing resources  $\beta$ . The model also captures that at the beginning, the players overestimate for low  $c$ , and underestimate for high  $c$  (Fig. 13a). Towards the final rounds the behaviour approaches equilibrium (Fig. 13c), and the proposed model approximates this well using an increase in processing resources  $\beta$  (see also Table 4).

This highlights an important property of the PSR model. If a player is learning, i.e., becoming closer to rational, this should correspond to an increase in  $\beta$  (and/or an increase in  $\gamma$ ). This is the case shown in Table 4, which matches the observed experimental behaviour reported in literature (Duffy and Hopkins, 2005). Parameters  $\beta$  and  $\gamma$  provide a natural way of capturing the ‘‘rationality’’ of a player, and through repetition, such rationality should result in convergence to Nash equilibria as evidenced by large increases in  $\beta$  throughout the rounds Table 4.

## 6 Generalising best-response approaches

While examining several games in the previous section we have observed how an increase in  $\beta$  reflects an increase in the information processing ability of players (for example, as a result of learning backwards induction). In this section, we analyse the resulting model parameters and provide comparisons to other

Table 4: Resulting fitted parameter values for the Market Entry Games (for experimental data from Sundali et al. (1995)) at various stages of the exercise.

|                            | $\beta$ | $\gamma$ |
|----------------------------|---------|----------|
| <b>Beginning</b> (Round 1) | 5.48    | 0.27     |
| <b>During</b> (Round 3)    | 11.39   | 0.24     |
| <b>End</b> (Round 5)       | 92.38   | 0.29     |

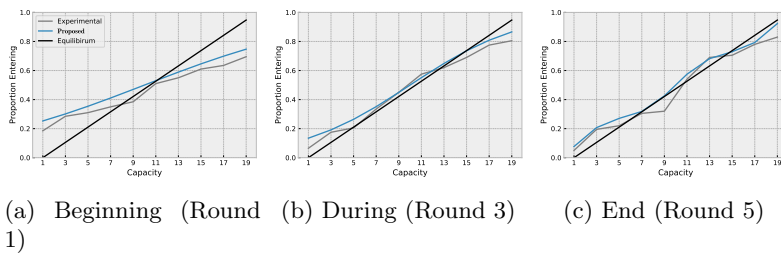


Figure 13: Market Entrance game at various rounds using the experimental data from Sundali et al. (1995). The purple line shows the equilibrium predicted behaviour. The red line shows the observed experimental data. The blue line traces the proposed model.

game-theoretic modifications which relax mutual consistency, but contrary to our model, assume best-response of players. As an example, we revisit the  $p$ -beauty contest of Moulin (1986).

Level- $k$  thinking presupposes that players will predict a multiple of  $p$ , i.e. with  $p = \frac{2}{3}$ , we get  $p \times 50, p^2 \times 50, \dots, p^k \times 50$ , as the players at each level are best-responding to lower-level players (without making mistakes). In contrast, the proposed model produces a distribution around these best-responding values anticipating potential errors in player reasoning, with these errors growing throughout the chain of reasoning. An example of such distribution is shown in Fig. 14, where higher levels of reasoning (higher  $k$ 's) are reflected in higher  $\beta$ 's and  $\gamma$ 's. As rationality increases, the errors made by players decrease, and the best-response assumption is recovered (e.g.,  $k = 8$  in Fig. 14). As we have demonstrated in Section 5, such distributions can capture the range of experimentally observed player behaviour.

In the cognitive hierarchy model, the distribution of  $k$  thinkers is controlled with a Poisson distribution with the mean number of thinking steps given by  $\tau$ . The validation of the Poisson distribution has been provided in Chong et al. (2005), where an unconstrained general distribution offered only marginal improvement. In our model, the key parameters are  $\beta$  and  $\gamma$ , and so we explore the relationship between  $\tau$  and  $\beta, \gamma$ .

Parameter  $\tau$  controls the overall level of rationality, with each  $k$  corresponding to an additional level of thinking. In a similar manner,  $\beta$  controls the overall rationality and resources of the player. While  $\tau$  is defined directly based on the average levels of reasoning,  $\beta$  is derived from a variational principle trading off payoffs and resource processing costs, and  $\gamma$  depends on the resources that other players are assumed to have. When  $\tau = \beta = 0$ , both approaches result in the



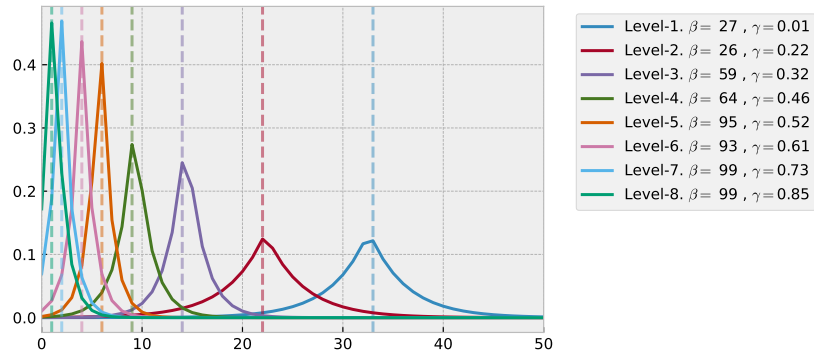


Figure 14: Example comparing the decisions of level- $k$  (dotted vertical lines) to the proposed model (solid lines) in the  $p$ -beauty contest game for various settings.

player choosing actions at random (i.e., level-0 thinking). When  $\tau > 0$  or  $\beta > 0$ , the players have some level of reasoning bound by the respective levels of  $\tau$  or  $\beta$ . Parameter  $\tau$  is problem independent and has the benefit that it can give some direct insights on levels of reasoning across games (an average of  $\tau = 1.5$  fits well to many experimental settings). However,  $\beta$  is problem dependent, which means that we can only compare  $\beta$  between various subgroups on the same (or similar) problem, but generalising  $\beta$  to different problems is not as straightforward. This is related to the discussion on QRE, where the resource parameter is also dependent on the payoff magnitude (McKelvey et al., 2000). A similar consideration is given to whether such payoff perturbations can be related across different games (Haile et al., 2008).

Subsequently, recent research focused on ways to endogenise the boundedness parameter of QRE (Friedman, 2020). This opens an area of research, analysing whether  $\beta$  can be used to give a measure of problem difficulty or whether some relationship holds between the  $\beta$  which corresponds to the Nash solution and the fitted  $\beta$  for observed outcomes. For example, a question arises if a normalised  $\beta$  can provide insights across games, and if so, can this average distance to the Nash solution be generally useful across games. In our setting, a useful invariant may be related to the exponent of the payoff function (governing the resources),  $\beta\gamma^k$ . While in this work we have not focused on game-independence of  $\beta\gamma^k$ , such an invariant may offer useful insights into limits on information processing, e.g., the cognitive load required to manage interactions involved in complex social relationships (Dunbar, 1992; Harré and Prokopenko, 2016).

One benefit of  $\beta$  is the ability to capture and model anti-rational behaviour, with  $\beta < 0$ . Such behaviour can not be explained or categorised with level- $k$  or cognitive hierarchy models. Being able to compare various resulting  $\beta$ 's on a problem gives a coherent measure of rationality for comparing between groups, all the way from completely anti-rational to perfectly rational. For example, theorists may exhibit higher  $\beta$  than the general public, or adversarial players may have  $\beta < 0$ .

In the limit, with  $\beta \rightarrow \infty$ , the proposed information-theoretic interpretation

converges to backwards induction. Backward induction makes the assumption that all future decisions will be rational, i.e., at each stage, players choose rationally. This is a standard game-theoretic assumption. In this work, we utilised experimental datasets for several games, and have shown that the behaviour implied by backwards induction is often a poor predictor of the observed actions. The proposed partial self-reference model offers a concise alternative representation based on information theory, recovering well-known game-theoretic models in the limiting cases such as QRE, level- $k$  reasoning, or Nash equilibria.

For example, the Bellman optimality equation implied by backwards induction and leading to Nash equilibrium can be recovered in the limit case ( $\beta \rightarrow \infty, \gamma = 1$ ). Crucially, the bounded rationality quantified by the model based on the variational principle allows for a much more general representation (with  $\beta < \infty, \gamma < 1$ ), compatible with observed experimental data which can model out-of-equilibrium behaviour. Specifically, in cases of infinite regress, where backwards induction can not be used, the limited foresight approach proposed here can still be used to calculate an approximate bounded solution by relaxing the assumption of mutual consistency ( $\gamma < 1$ ).

## 7 Discussion and Conclusions

In prior studies, Friston et al. (2013) showed how QRE can be derived from free energy minimisation in the context of active inference. Subsequently, Da Costa et al. (2020) detailed the relationship between active inference and dynamic programming under the Bellman equation, showing that in the limiting case with a more sophisticated form of inference, the reward maximising Bellman equation can be recovered. More recently, the sophisticated inference algorithm was detailed in Friston et al. (2021), based on a recursive expected free energy. These studies of active and sophisticated inference provided an important first principle account of various behaviours, but did not explicitly model the relaxation of mutual-consistency assumption analysed here. Importantly, the method proposed in our work could open a way to represent partial self-reference within a general framework of sophisticated inference.

There is also a clear relationship between the decision-making components proposed in this work and the decision-making in Agent-Based Models (ABMs) or reinforcement learning (RL) approaches. For example, Wen et al. (2020) outline a novel framework for hierarchical reasoning RL agents, which allows agents to best respond to other less sophisticated agents based upon level- $k$  or the Cognitive Hierarchy model. Replacing the agents with the informationally constrained agents presented in our work provides a distinct area of future research, where agents could be governed by (potentially heterogeneous)  $\beta$  and  $\gamma$ 's. In the context of RL, reasoning about information constraints of agents provides a natural representation of resources of the agent. A recursion based bounded rationality approach for ABMs was also outlined in Latek et al. (2009). In this context, incorporating the decision-making proposed in our work into ABMs could also be a useful future exercise. This could examine the resulting dynamics and out-of-equilibrium behaviour from heterogeneous agents. For example, the ABM developed in Evans et al. (2021) assumes bounded rationality, however, this could be extended and theoretically justified based upon the free energy principle outlined in this work where agents reason about the decisions

of other agents.

The assumption of perfect rationality amongst players has been shown to be violated in numerous experimental settings, particularly in non-repeated games. In the proposed approach, we introduced bounds on player rationality by relaxing some of traditional game-theoretic assumptions. Mutual consistency is relaxed with  $\gamma < 1$ , introducing an implicit hierarchy of players, where lower players are assumed to make larger playing errors. The magnitude of the errors is governed by  $\beta$ , and with  $\beta \rightarrow 0$ , players choose a strategy at random. Parameter  $\beta$ , therefore, relaxes the best-response of agents and assumes not just that lower-level thinkers may make errors in selecting their actions but that high-level agents may also make errors in their reasoning. That is, the player does not necessarily best-respond to lower players, although with  $\beta \rightarrow \infty$  this best-response is recovered. Furthermore, we showed through repetition in games, the often observed convergence to Nash equilibrium can be directly represented with increases in  $\beta$  and  $\gamma$ .

Decreasing  $\beta$  at each stage of recursion was shown to work well on a wide variety of self-referential games, reinforcing the assumption that players cognitive reasoning abilities decrease throughout the depth of recursion, and this (potentially) infinite sum with decreasing agent cognition throughout the chain becomes a natural representation. In doing so, we assumed an implicit hierarchy of players. Representing this hierarchy of players as pseudo-sequential decision-making allowed for an information-theoretic representation based on a recursive form of the variational free energy principle. With a single-step decision, this recovers the Quantal Response Equilibrium model, and with multi-stage decisions, we recover an approximation of a level- $k$  formulation, where at each step, players are assumed to have higher resources and reasoning ability than players below themselves.

Information-processing can be formalised as a dynamic phenomenon, as has been done in the frameworks of embodied intelligence and guided self-organisation (Polani et al., 2007; Ay et al., 2012). Following the information-bottleneck approach (Tishby et al., 2000), maximisation of various information flows is typically used as a universal payoff under constraints for generating adaptive decision-making behaviour in agents (Tishby and Polani, 2011). However, partial self-reference has not been a part of such models. In this work, we have explicitly quantified how partial self-reference generates out-of-equilibrium decision-making in games, due to a limitation in information-processing resources.

In summary, partial self-reference implies bounded rationality, which in turn, is intrinsically related to information-processing costs incurred by player reasoning. Hence, the proposed information-theoretic model of partial self-reference can capture aspects of bounded rationality such as relaxing best-response decisions, and relaxing mutual consistency between players.

## A Model Fitting

The proposed model features two parameters,  $\beta$  and gamma. Parameter  $\beta$  is unbounded, whereas  $\gamma$  is in the range  $(0, 1)$ . Parameters  $\beta$  and  $\gamma$  are fitted using Bayesian optimisation (Bergstra et al., 2013), with one of the two approaches below.

### A.1 Loss Functions

Depending on the problem, we use one of two loss functions as detailed below.

#### A.1.1 Fitting distribution of decisions

The first loss function fits the distribution of decisions to approximate the experimentally observed results. We use the mean-squared error between the generated predictions from the proposed model and a kernel density estimate (KDE) of the underlying observed experimental data. In minimising this loss function, we identify parameter values which can explain experimentally not just the average players performance, but the overall distribution of player decisions.

#### A.1.2 Fitting best-response

In various cases, fitting the entire distribution is not always required. For example, in the  $p$ -beauty contest, the overall distribution of decisions is irrelevant, as the goal is only to guess  $p$  times the average. This can be seen as formulating a representative player of the experimental group, rather than capturing the distribution of players in the group. In this case, the loss function is instead the squared distance to the goal from the representative players prediction.

## B Additional Datasets

### B.1 Beauty Contest

Fig. 15 provides a visualisation of several additional  $p$ -beauty contest datasets, where the experimental results were presented by Bosch-Domenech et al. (2002).

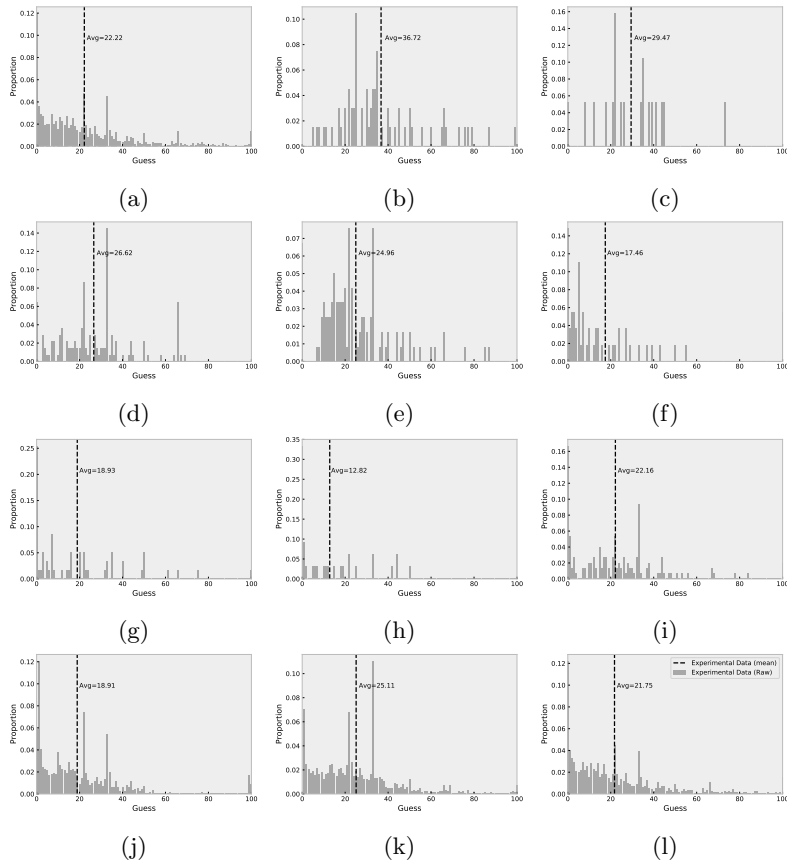


Figure 15: Visualisation of various experimental  $p$ -beauty contests. The dotted vertical line indicates the average for the given dataset. Datasets source: Bosch-Domenech et al. (2002).

## References

- Arthur, W. B. (1994). Inductive reasoning and bounded rationality. *The American economic review*, 84(2):406–411.
- Aumann, R. J. (1992). Irrationality in game theory. *Economic analysis of markets and games*, pages 214–227.
- Ay, N., Bernigau, H., Der, R., and Prokopenko, M. (2012). Information-driven self-organization: the dynamical system approach to autonomous robot behavior. *Theory in Biosciences*, 131(3):161–179.
- Bergstra, J., Yamins, D., Cox, D. D., et al. (2013). Hyperopt: A python library for optimizing the hyperparameters of machine learning algorithms. In *Proceedings of the 12th Python in science conference*, volume 13, page 20. Citeseer.
- Binmore, K. (1987). Modeling rational players: Part I. *Economics & Philosophy*, 3(2):179–214.
- Binmore, K. (1988). Modeling rational players: Part II. *Economics & Philosophy*, 4(1):9–55.
- Binmore, K., McCarthy, J., Ponti, G., Samuelson, L., and Shaked, A. (2002). A backward induction experiment. *Journal of Economic theory*, 104(1):48–88.
- Bosch-Domenech, A., Montalvo, J. G., Nagel, R., and Satorra, A. (2002). One, two,(three), infinity,...: Newspaper and lab beauty-contest experiments. *American Economic Review*, 92(5):1687–1701.
- Braun, D. A. and Ortega, P. A. (2014). Information-theoretic bounded rationality and  $\varepsilon$ -optimality. *Entropy*, 16(8):4662–4676.
- Braun, D. A., Ortega, P. A., Theodorou, E., and Schaal, S. (2011). Path integral control and bounded rationality. In *2011 IEEE symposium on adaptive dynamic programming and reinforcement learning (ADPRL)*, pages 202–209. IEEE.
- Breitmoser, Y., Tan, J. H., and Zizzo, D. J. (2014). On the beliefs off the path: Equilibrium refinement due to quantal response and level-k. *Games and Economic Behavior*, 86:102–125.
- Camerer, C. F. (2010). Behavioural game theory. In *Behavioural and Experimental Economics*, pages 42–50. Springer.
- Camerer, C. F. (2011). *Behavioral game theory: Experiments in strategic interaction*. Princeton university press.
- Camerer, C. F. (2019). *Artificial Intelligence and Behavioral Economics*, pages 587–608. University of Chicago Press.
- Camerer, C. F., Ho, T.-H., and Chong, J.-K. (2004). A cognitive hierarchy model of games. *The Quarterly Journal of Economics*, 119(3):861–898.
- Challet, D., Marsili, M., Zhang, Y.-C., et al. (2013). Minority games: interacting agents in financial markets. *OUP Catalogue*.

- Chong, J.-K., Camerer, C. F., and Ho, T.-H. (2005). Cognitive hierarchy: A limited thinking theory in games. In Zwick, R. and Rapoport, A., editors, *Experimental Business Research*, pages 203–228, Boston, MA. Springer US.
- Chong, J.-K., Ho, T.-H., and Camerer, C. (2016). A generalized cognitive hierarchy model of games. *Games and Economic Behavior*, 99:257–274.
- Cournot, A. A. (1838). *Recherches sur les principes mathématiques de la théorie des richesses*. L. Hachette.
- Da Costa, L., Sajid, N., Parr, T., Friston, K., and Smith, R. (2020). The relationship between dynamic programming and active inference: The discrete, finite-horizon case. *arXiv preprint arXiv:2009.08111*.
- Duffy, J. and Hopkins, E. (2005). Learning, information, and sorting in market entry games: theory and evidence. *Games and Economic Behavior*, 51(1):31–62.
- Dunbar, R. I. (1992). Neocortex size as a constraint on group size in primates. *Journal of human evolution*, 22(6):469–493.
- Evans, B. P., Glavatskiy, K., Harré, M. S., and Prokopenko, M. (2021). The impact of social influence in australian real estate: market forecasting with a spatial agent-based model. *Journal of Economic Interaction and Coordination*, pages 1–53.
- Evans, B. P. and Prokopenko, M. (2021). A maximum entropy model of bounded rational decision-making with prior beliefs and market feedback. *Entropy*, 23(6):669.
- Friedman, E. (2020). Endogenous quantal response equilibrium. *Games and Economic Behavior*, 124:620–643.
- Friston, K., Da Costa, L., Hafner, D., Hesp, C., and Parr, T. (2021). Sophisticated inference. *Neural Computation*, 33(3):713–763.
- Friston, K., Schwartenbeck, P., FitzGerald, T., Moutoussis, M., Behrens, T., and Dolan, R. J. (2013). The anatomy of choice: active inference and agency. *Frontiers in human neuroscience*, 7:598.
- Gabaix, X., Laibson, D., Moloche, G., and Weinberg, S. (2006). Costly information acquisition: Experimental analysis of a boundedly rational model. *American Economic Review*, 96(4):1043–1068.
- Gächter, S. (2004). Behavioral game theory. *Blackwell handbook of judgment and decision making*, pages 485–503.
- Georgalos, K. (2020). Comparing behavioral models using data from experimental centipede games. *Economic Inquiry*, 58(1):34–48.
- Glasner, D. (2020). Hayek, Hicks, Radner and four equilibrium concepts: Perfect foresight, sequential, temporary, and rational expectations. *The Review of Austrian Economics*, pages 1–23.

- Gödel, K. (1931). Über formal unentscheidbare sätze der principia mathematica und verwandter systeme i. *Monatshefte für mathematik und physik*, 38(1):173–198.
- Goeree, J. K. and Holt, C. A. (2004). A model of noisy introspection. *Games and Economic Behavior*, 46(2):365–382.
- Goeree, J. K., Holt, C. A., and Palfrey, T. R. (2005). Regular quantal response equilibrium. *Experimental Economics*, 8(4):347–367.
- Goldfarb, A. and Xiao, M. (2011). Who thinks about the competition? managerial ability and strategic entry in us local telephone markets. *American Economic Review*, 101(7):3130–61.
- Gottwald, S. and Braun, D. A. (2019). Bounded rational decision-making from elementary computations that reduce uncertainty. *Entropy*, 21(4):375.
- Haile, P. A., Hortaçsu, A., and Kosenok, G. (2008). On the empirical content of quantal response equilibrium. *American Economic Review*, 98(1):180–200.
- Harré, M. S. (2021). Information theory for agents in artificial intelligence, psychology, and economics. *Entropy*, 23(3):310.
- Harré, M. S. and Prokopenko, M. (2016). The social brain: scale-invariant layering of erdős–rényi networks in small-scale human societies. *Journal of the Royal Society Interface*, 13(118):20160044.
- Harsanyi, J. C. (1967). Games with incomplete information played by “Bayesian” players. Part I. The basic model. *Management science*, 14(3):159–182.
- Harsanyi, J. C. (1968). Games with incomplete information played by “Bayesian” players. Part II. Bayesian equilibrium points. *Management Science*, 14(5):320–334.
- Ho, T.-H. and Su, X. (2013). A dynamic level-k model in sequential games. *Management Science*, 59(2):452–469.
- Hoppe, H.-H. (1997). On certainty and uncertainty, or: how rational can our expectations be? *The Review of Austrian Economics*, 10(1):49–78.
- Johnson, E. J., Camerer, C., Sen, S., and Rymon, T. (2002). Detecting failures of backward induction: Monitoring information search in sequential bargaining. *Journal of Economic Theory*, 104(1):16–47.
- Johnson, J. (2006). Paradoxes of perfect foresight in general equilibrium theory. Mpra paper, University Library of Munich, Germany.
- Kawagoe, T. and Takizawa, H. (2012). Level-k analysis of experimental centipede games. *Journal of Economic Behavior & Organization*, 82(2-3):548–566.
- Ke, S. (2019). Boundedly rational backward induction. *Theoretical Economics*, 14(1):103–134.



- Keynes, J. M. (1937). The general theory of employment. *The quarterly journal of economics*, 51(2):209–223.
- Keynes, J. M. (2018). *The general theory of employment, interest, and money*. Springer.
- Knudsen, C. (1993). Rationality and the problem of self-reference in economics! *Rationality, Institutions, and Economic Methodology*, 2:133.
- Koppl, R. and Barkley Rosser Jr, J. (2002). All that I have to say has already crossed your mind. *Metroeconomica*, 53(4):339–360.
- Koriyama, Y. and Ozkes, A. I. (2021). Inclusive cognitive hierarchy. *Journal of Economic Behavior & Organization*, 186:458–480.
- Krockow, E. M., Pulford, B. D., and Colman, A. M. (2018). Far but finite horizons promote cooperation in the centipede game. *Journal of Economic Psychology*, 67:191–199.
- Latek, M., Axtell, R., and Kaminski, B. (2009). Bounded rationality via recursion. In *Proceedings of Eighth International Conference on Autonomous Agents and Multi-Agent Systems (AAMAS 2009)*, pages 457–464.
- Levin, D. and Zhang, L. (2019). Bridging level-k to nash equilibrium. *Review of Economics and Statistics*, pages 1–44.
- Lipman, B. L. (1991). How to decide how to decide how to...: Modeling limited rationality. *Econometrica: Journal of the Econometric Society*, pages 1105–1125.
- Löfgren, L. (1990). *On the partiality of self-reference*, pages 47–64. Gordon and Breach Science Publishers.
- Mackie, J. (1971). What can we learn from the paradoxes? part II. *Crítica: Revista Hispanoamericana de Filosofía*, pages 35–54.
- McKelvey, R. D. and Palfrey, T. R. (1992). An experimental study of the centipede game. *Econometrica: Journal of the Econometric Society*, pages 803–836.
- McKelvey, R. D. and Palfrey, T. R. (1995). Quantal response equilibria for normal form games. *Games and economic behavior*, 10(1):6–38.
- McKelvey, R. D. and Palfrey, T. R. (1998). Quantal response equilibria for extensive form games. *Experimental economics*, 1(1):9–41.
- McKelvey, R. D., Palfrey, T. R., and Weber, R. A. (2000). The effects of payoff magnitude and heterogeneity on behavior in  $2 \times 2$  games with unique mixed strategy equilibria. *Journal of Economic Behavior & Organization*, 42(4):523–548.
- Mertens, J.-F. and Zamir, S. (1985). Formulation of Bayesian analysis for games with incomplete information. *International Journal of Game Theory*, 14(1):1–29.

- Morgenstern, O. (1928). *Wirtschaftsprognose: Eine Untersuchung ihrer Voraussetzungen und Möglichkeiten*. Springer.
- Morgenstern, O. (1935). Vollkommene Voraussicht und wirtschaftliches Gleichgewicht. *Zeitschrift für Nationalökonomie/Journal of Economics*, pages 337–357.
- Moulin, H. (1986). *Game theory for the social sciences*. NYU press.
- Nagel, R. (1995). Unraveling in guessing games: An experimental study. *The American Economic Review*, 85(5):1313–1326.
- Nash, J. (1951). Non-cooperative games. *Annals of mathematics*, pages 286–295.
- Ortega, D. A. and Braun, P. A. (2011). Information, utility and bounded rationality. In *International Conference on Artificial General Intelligence*, pages 269–274. Springer.
- Ortega, P. A. and Braun, D. A. (2013). Thermodynamics as a theory of decision-making with information-processing costs. *Proceedings of the Royal Society A: Mathematical, Physical and Engineering Sciences*, 469(2153):20120683.
- Ortega, P. A. and Braun, D. A. (2014). Generalized Thompson sampling for sequential decision-making and causal inference. *Complex Adaptive Systems Modeling*, 2(1):1–23.
- Ortega, P. A., Braun, D. A., Dyer, J., Kim, K.-E., and Tishby, N. (2015). Information-theoretic bounded rationality. *arXiv preprint arXiv:1512.06789*.
- Ortega, P. A. and Stocker, A. A. (2016). Human decision-making under limited time. In *Advances in Neural Information Processing Systems*, pages 100–108.
- Polani, D., Sporns, O., and Lungarella, M. (2007). How information and embodiment shape intelligent information processing. In *50 Years of Artificial Intelligence*, pages 99–111. Springer.
- Prokopenko, M., Harré, M., Lizier, J., Boschetti, F., Peppas, P., and Kauffman, S. (2019). Self-referential basis of undecidable dynamics: From the liar paradox and the halting problem to the edge of chaos. *Physics of life reviews*, 31:134–156.
- Rabin, M. O. (1957). Effective computability of winning strategies. *Contributions to the Theory of Games*, 3(39):147–157.
- Raiffa, H. and Luce, R. D. (1957). *Games and Decisions: Introduction and Critical Survey*. John Wiley, New York.
- Rapoport, A., Seale, D. A., Erev, I., and Sundali, J. A. (1998). Equilibrium play in large group market entry games. *Management Science*, 44(1):119–141.
- Rosser, J. B. (2020). Reflections on reflexivity and complexity. *History, Methodology and Identity for a 21st Century Social Economics*.
- Simon, H. A. (1976). From substantive to procedural rationality. In *25 years of economic theory*, pages 65–86. Springer.

- Sims, C. A. (2003). Implications of rational inattention. *Journal of monetary Economics*, 50(3):665–690.
- Stahl, D. O. (1993). Evolution of smart players. *Games and Economic Behavior*, 5(4):604–617.
- Stahl, D. O. and Wilson, P. W. (1995). On players’ models of other players: Theory and experimental evidence. *Games and Economic Behavior*, 10(1):218–254.
- Sundali, J. A., Rapoport, A., and Seale, D. A. (1995). Coordination in market entry games with symmetric players. *Organizational behavior and Human decision processes*, 64(2):203–218.
- Tishby, N., Pereira, F. C., and Bialek, W. (2000). The information bottleneck method. *arXiv preprint physics/0004057*.
- Tishby, N. and Polani, D. (2011). Information theory of decisions and actions. In *Perception-action cycle*, pages 601–636. Springer.
- Turing, A. M. (1937). On computable numbers, with an application to the Entscheidungsproblem. *Proceedings of the London mathematical society*, 2(1):230–265.
- Wainwright, M. (2012). Sherlock Holmes and game theory. *Mosaic: A journal for the interdisciplinary study of literature*, 45(3):81–98.
- Webster, T. J. (2013). A note on the ultimatum paradox, bounded rationality, and uncertainty. *International Advances in Economic Research*, 19(1):1–10.
- Wen, Y., Yang, Y., and Wang, J. (2020). Modelling bounded rationality in multi-agent interactions by generalized recursive reasoning. In Bessiere, C., editor, *Proceedings of the Twenty-Ninth International Joint Conference on Artificial Intelligence, IJCAI-20*, pages 414–421. International Joint Conferences on Artificial Intelligence Organization. Main track.
- Wolpert, D. H. (2006). Information theory—the bridge connecting bounded rational game theory and statistical physics. In *Complex Engineered Systems*, pages 262–290. Springer.
- Wright, J. R. and Leyton-Brown, K. (2019). Level-0 models for predicting human behavior in games. *Journal of Artificial Intelligence Research*, 64:357–383.