

Multivariate Power Series in Maple

Mohammadali Asadi^{1,2}, Alexander Brandt¹, Mahsa Kazemi¹, Marc Moreno Maza¹, and Erik Postma²

¹ The University of Western Ontario, 1151 Richmond St, London, Ontario, Canada

² Maplesoft, 615 Kumpf Dr, Waterloo, Ontario, Canada

Abstract. We present `MultivariatePowerSeries`, a MAPLE library introduced in MAPLE 2021, providing a variety of methods to study formal multivariate power series and univariate polynomials over such series. This library offers a simple and easy-to-use user interface. Its implementation relies on lazy evaluation techniques and takes advantage of MAPLE’s features for object-oriented programming. The exposed methods include Weierstrass Preparation Theorem and factorization via Hensel’s lemma. The computational performance is demonstrated by means of an experimental comparison with software counterparts.

Keywords: multivariate power series · Weierstrass Preparation Theorem · Hensel’s lemma · factorization · lazy evaluation

1 Introduction

In elementary courses on univariate calculus, power series are often introduced as limits of sequences of the form “the first n terms of a given sequence”. This leads students to the study of analytic functions and the use of power series in computing function limits. While the extension of those notions to the multivariate case is a standard topic in advanced calculus courses, the availability of multivariate power series and multivariate analytic functions in computer algebra systems is somehow limited.

In MAPLE [11], SAGEMATH [16], and MATHEMATICA [19], power series are restricted to being either only univariate or truncated, that is, reduced modulo a fixed power of the ideal $\langle X_1, \dots, X_n \rangle$ generated by the variables of those power series. A truncated implementation, while simple, may be insufficient for, or computationally more expensive in, some particular circumstances. For instance, modern algorithms for polynomial system solving require the intensive use of modular methods based on Hensel lifting. In those lifting procedures, degrees of truncation may not be known a priori, thus leading to truncated power series being ineffective.

Considering that a power series has potentially an infinite number of terms naturally suggests to represent it as a procedure which, given a particular (total) degree, produces the terms of that degree. This leads to a so-called lazy evaluation scheme, where the terms of any power series are produced only as needed, via such a *generator* function.

The usefulness of lazy evaluation in computer algebra has been studied for a few decades. In particular, see the work of Karczmarczuk [10], discussing different mathematical objects with an infinite length; Burge and Watt [7], and van der Hoeven [17], discussing lazy univariate power series; and Monagan and Vrbik [12], discussing lazy arithmetic for polynomials.

In this paper, we present `MultivariatePowerSeries`, which is among the new features released in MAPLE 2021 and publicly available in [1]. This library, written in the MAPLE language, provides the ability to create and manipulate multivariate power series with rational or algebraic number coefficients, as well as univariate polynomials whose coefficients are multivariate power series. Through lazy evaluation techniques and a careful implementation, our library achieves very high performance. These power series and univariate polynomials over power series (UPoPS) are employed in optimized implementations of Weierstrass Preparation Theorem and factorization of UPoPS via Hensel's lemma.

Our implementation follows the lazy evaluation scheme of multivariate power series in the BPAS library [3]. The multivariate power series of BPAS, written in the C language, is discussed in [6] and extends upon the work of the `PowerSeries` subpackage of the `RegularChains` MAPLE library [2,13]. The `PowerSeries` package is the only preexisting implementation of multivariate power series integrated in MAPLE. In [6], it is shown that the BPAS implementation provides exceptional performance, surpassing that of the `PowerSeries` package, the basic MAPLE function `mtaylor`, and the multivariate power series available in SageMath [16] by multiple orders of magnitude.

A key design element of our library, in addition to lazy evaluation techniques, is the use of MAPLE *objects* and object-oriented programming. An object in MAPLE is a special kind of module which encapsulates together data and procedures manipulating that data, just like objects in any other object-oriented language; see [5, Chapters 8, 9]. To the best of our knowledge, few MAPLE libraries make use of those objects, which, as our report suggests, are worth considering for improving performance. In particular, objects allow for the overloading of existing builtin MAPLE functions in order to integrate these new custom objects with existing MAPLE library code. Our results show that `MultivariatePowerSeries` is comparable in performance to the implementation of BPAS, is thus similarly several orders of magnitude faster than other existing implementations. These experimental results are discussed in Section 6.

The remainder of this paper is organized as follows. We begin in Section 2 with reviewing definitions of formal power series, and univariate polynomial over power series, followed by a brief discussion about the basic arithmetic, Weierstrass preparation theorem and factorization via Hensel's lemma. Section 3 presents an overview of the `MultivariatePowerSeries` package, while Section 4 explores its underlying design principles. Implementation details are discussed in Section 5, followed by our experimentation in Section 6. Finally, we conclude and present future works in Section 7.

2 Background

In this section we review the basic properties of formal power series and univariate polynomials over those series, following G. Fischer in [8]. While various proofs of Theorems 1 of 2 can be found in the literature, the proofs given in [6] are constructive and support our implementation. Throughout this paper, \mathbb{N} denotes the semi-ring of non-negative integers and \mathbb{K} an algebraic number field.

2.1 Power Series

Given a positive integer n , we denote by $\mathbb{K}[[X_1, \dots, X_n]]$ the set of multivariate formal power series with coefficients in \mathbb{K} and variables X_1, \dots, X_n . Let $f = \sum_{e \in \mathbb{N}^n} a_e X^e \in \mathbb{K}[[X_1, \dots, X_n]]$ and $d \in \mathbb{N}$ where $X^e = X_1^{e_1} \cdots X_n^{e_n}$ and $e = (e_1, \dots, e_n) \in \mathbb{N}^n$. The *homogeneous part* and *polynomial part* of f in degree d are respectively defined by $f_{(d)} := \sum_{|e|=d} a_e X^e$ and $f^{(d)} := \sum_{k \leq d} f_{(k)}$, where $|e| = e_1 + \cdots + e_n$. The sum (resp. difference) of two formal power series $f, g \in \mathbb{K}[[X_1, \dots, X_n]]$ is defined by the sum (and resp. difference) of their homogeneous parts of the same degree; thus we have: $f \pm g = \sum_{d \in \mathbb{N}} f_{(d)} \pm g_{(d)}$. The product $h = f \cdot g$ can be defined as $h = \sum_{d \in \mathbb{N}} h_{(d)}$ with $h_{(d)} = \sum_{k+l=d} f_{(k)} g_{(l)}$. With the above addition and multiplication, the set $\mathbb{K}[[X_1, \dots, X_n]]$ is a local ring with $\mathcal{M} := \langle X_1, \dots, X_n \rangle$ as maximal ideal; $\mathbb{K}[[X_1, \dots, X_n]]$ is also a unique factorization domain (UFD). The order of the power series f , denoted by $\text{ord}(f)$, is defined as $\min\{d \in \mathbb{N} \mid f_{(d)} \neq 0\}$ if $f \neq 0$, and as ∞ otherwise. We observe that $\mathcal{M}^k = \{f \in \mathbb{K}[[X_1, \dots, X_n]] \mid \text{ord}(f) \geq k\}$ holds for every $k \geq 1$. If f is a unit, that is, if $f \notin \mathcal{M}$ (or equivalently, if $\text{ord}(f) = 0$) then the sequence $(h_m)_{m \in \mathbb{N}}$, where $h_m = c^{-1}(1 + g + \cdots + g^m)$, $c = f_{(0)}$, and $g = 1 - c^{-1}f$, converges to the *inverse* of f . This convergence is the sense of Krull topology, see [8] for details.

2.2 Univariate Polynomials over Power Series

We denote by \mathbb{A} and \mathcal{M} the power series ring $\mathbb{K}[[X_1, \dots, X_n]]$ and its maximal ideal. We allow $n = 0$, in which case we have $\mathcal{M} = \langle 0 \rangle$. Let $f \in \mathbb{A}[[X_{n+1}]]$, written as $f = \sum_{i=0}^{\infty} a_i X_{n+1}^i$ with $a_i \in \mathbb{A}$ for all $i \in \mathbb{N}$. Then, Weierstrass Preparation Theorem (WPT) states the following.

Theorem 1. *Assume $f \not\equiv 0 \pmod{\mathcal{M}[[X_{n+1}]]}$. Let $d \geq 0$ be the smallest integer such that $a_d \notin \mathcal{M}$. Then, there exists a unique pair (α, p) satisfying the following:*

- i. α is an invertible power series of $\mathbb{A}[[X_{n+1}]]$,
- ii. $p \in \mathbb{A}[[X_{n+1}]]$ is a monic polynomial of degree d ,
- iii. writing $p = X_{n+1}^d + b_{d-1}X_{n+1}^{d-1} + \cdots + b_1X_{n+1} + b_0$, we have $b_{d-1}, \dots, b_0 \in \mathcal{M}$,
- iv. $f = \alpha p$ holds.

Moreover, if f is a polynomial of $\mathbb{A}[[X_{n+1}]]$ of degree $d + m$, for some m , then α is a polynomial of $\mathbb{A}[[X_{n+1}]]$ of degree m .

Since \mathbb{A} is a UFD, then Gauss' lemma implies that the polynomial ring $\mathbb{A}[X_{n+1}]$ is also a UFD. Hensel's lemma shows how factorizing a polynomial in $\mathbb{A}[X_{n+1}]$ can be reduced to factorizing a polynomial in $\mathbb{K}[X_{n+1}]$.

Theorem 2 (Hensel's Lemma). *Assume that f is a polynomial of degree k in $\mathbb{A}[X_{n+1}]$. We define $\bar{f} = f(0, \dots, 0, X_{n+1}) \in \mathbb{K}[X_{n+1}]$. We assume that f is monic in X_{n+1} , that is, $a_k = 1$. We further assume that \mathbb{K} is algebraically closed. Thus, there exists positive integers k_1, \dots, k_r and pairwise distinct elements $c_1, \dots, c_r \in \mathbb{K}$ such that we have $\bar{f} = (X_{n+1} - c_1)^{k_1} (X_{n+1} - c_2)^{k_2} \dots (X_{n+1} - c_r)^{k_r}$. Then, there exists $f_1, \dots, f_r \in \mathbb{A}[X_{n+1}]$, all monic in X_{n+1} , such that we have:*

- i. $f = f_1 \dots f_r$,*
- ii. the degree of f_j is k_j , for all $j = 1, \dots, r$,*
- iii. $f_j = (X_{n+1} - c_j)^{k_j}$, for all $j = 1, \dots, r$.*

3 An Overview of the User-Interface

From the point of view of the end-user, the `MultivariatePowerSeries` package is a collection of commands for manipulating multivariate power series and univariate polynomials over multivariate power series. The field of coefficients of all power series created by the command `PowerSeries` consists of all complex numbers that are constructible in MAPLE, thus including rational numbers and algebraic numbers. The main algebraic functionalities of this package deal with arithmetic operations (addition, multiplication, inversion, evaluation), for both multivariate power series and univariate polynomials over multivariate power series (UPoPS), as well as factorization of such polynomials. The list of the exposed commands is given in Figure 1.

```
> with(MultivariatePowerSeries);
[Add, ApproximatelyEqual, ApproximatelyZero, Copy, Degree, Display, Divide,
 EvaluateAtOrigin, Exponentiate, GeometricSeries, GetAnalyticExpression,
 GetCoefficient, HenselFactorize, HomogeneousPart, Inverse, IsUnit,
 MainVariable, Multiply, Negate, PowerSeries, Precision,
 SetDefaultDisplayStyle, SetDisplayStyle, Subtract, SumOfAllMonomials,
 TaylorShift, Truncate, UnivariatePolynomialOverPowerSeries,
 UpdatePrecision, Variables, WeierstrassPreparation]
```

Fig. 1: List of the commands of `MultivariatePowerSeries`.

The commands `PowerSeries` and `UnivariatePolynomialOverPowerSeries` create power series and univariate polynomials over multivariate power series, respectively, from objects like polynomials, sequences, and functions which produce homogeneous parts of a power series, as illustrated in Figures 2 and 3. The commands `GeometricSeries` and `SumOfAllMonomials` respectively create the geometric series and sum of all monomials for an input list of variables.

```

> a := PowerSeries(1 + x + x*y + x^2);
a := [PowerSeries: 1 + x + x^2 + x*y] (1)
> b := 1/a;
b := [PowerSeries of 1/(x^2 + x*y + x + 1) : 1 + ...] (2)
> Truncate(b, 5);
-2*x^4*y - 3*x^3*y^2 - x^4 - x^3*y + x^2*y^2 + x^3 + 2*x^2*y - x*y - x + 1 (3)
> c := PowerSeries(d - (x^d/d!), analytic=exp(x));
c := [PowerSeries of e^x : 1 + ...] (4)
> Truncate(c, 5);
1 + x + 1/2*x^2 + 1/6*x^3 + 1/24*x^4 + 1/120*x^5 (5)
> Truncate(c, 10);
1 + x + 1/2*x^2 + 1/6*x^3 + 1/24*x^4 + 1/120*x^5 + 1/720*x^6 + 1/5040*x^7 + 1/40320*x^8 + 1/362880*x^9 + 1/3628800*x^10 (6)

```

Fig. 2: Creating power series from a polynomial or an anonymous function.

```

> a := GeometricSeries([x, y]);
> GetAnalyticExpression(a);
1/(1-x-y) (7)
> b := 1/PowerSeries(3+2*x+y);
b := [PowerSeries of 1/(3+2*x+y) : 1/3 + ...] (8)
> e := PowerSeries(d - (x^d/d!), analytic=exp(x));
e := [PowerSeries of e^x : 1 + ...] (9)
> f := UnivariatePolynomialOverPowerSeries([a, b, e], z);
> Truncate(f, 3);
(1 + 1/2*x^2 + 1/6*x^3)z^2 + (1/3 - 1/9*y - 2/9*x + 1/27*y^2 + 4/27*x*y + 4/27*x^2 - 1/81*y^3 - 2/27*x*y^2 - 4/27*x^2*y - 8/81*x^3)z + x^3 + 3*x^2*y + 3*x*y^2 + y^3 + x^2 + 2*x*y + y^2 + x + y + 1 (10)
> GetAnalyticExpression(f);
1/(1-x-y) + z/(3+2*x+y) + e^x*z^2 (11)

```

Fig. 3: Creating a univariate polynomial over power series

```

> a := GeometricSeries([x, y]) + SumOfAllMonomials([x, y]);
a := [PowerSeries of 1/(1-x-y) + 1/((1-x)(1-y)) : 2 + 2*x + 2*y + ...] (12)
> Display(a);
[PowerSeries of 1/(1-x-y) + 1/((1-x)(1-y)) : 2 + 2*x + 2*y + ...] (13)
> Truncate(a, 10);
> Display(a, [maxterms=20, precision=5]);
[PowerSeries of 1/(1-x-y) + 1/((1-x)(1-y)) : 2 + 2*x + 2*y + 2*x^2 + 3*x*y + 2*y^2 + 2*x^3 + 4*x^2*y + 4*x*y^2 + 2*y^3 + 2*x^4 + 5*x^3*y + 7*x^2*y^2 + 5*x*y^3 + 2*y^4 + (2*x^5 + 6*x^4*y + 11*x^3*y^2 + 11*x^2*y^3 + 6*x*y^4 + ...) + ...] (14)
> Display(a, [precision=5]);
[PowerSeries of 1/(1-x-y) + 1/((1-x)(1-y)) : 2 + 2*x + 2*y + 2*x^2 + 3*x*y + 2*y^2 + 2*x^3 + 4*x^2*y + 4*x*y^2 + 2*y^3 + 2*x^4 + 5*x^3*y + 7*x^2*y^2 + 5*x*y^3 + 2*y^4 + 2*x^5 + 6*x^4*y + 11*x^3*y^2 + 11*x^2*y^3 + 6*x*y^4 + 2*y^5 + ...] (15)

```

Fig. 4: Controlling the output format of a multivariate power series.

Whenever possible, the package associates every power series with its so-called *analytic expression*. For each power series \mathbf{s} , created by the command `PowerSeries` as the image of a polynomial \mathbf{p} (under the natural embedding from $\mathbb{C}[X_1, \dots, X_n]$ to $\mathbb{C}[[X_1, \dots, X_n]]$) the polynomial \mathbf{p} is the analytic expression of \mathbf{s} . If a power series is defined by the sequence of its homogeneous parts, as illustrated on Figure 3, the user can optionally specify the *sum* of that series which is then set to its analytic expression. Power series that have an analytic expression are closed under addition, multiplication and inversion. Propagating that information provides the opportunity to speed up some computations and make decisions that could not be made otherwise. For instance, the command `HenselFactorize` needs to decide whether its input polynomial has an invertible leading coefficient; to do it starts by checking whether the analytic expression of that leading coefficient is known and equal to one.

The commands `Display`, `SetDefaultDisplayStyle` and `SetDisplayStyle` control the output format of multivariate power series and UPoPS. Meanwhile, the commands `HomogeneousPart`, `Truncate`, `GetCoefficient`, `Precision`, `Degree`, `MainVariable` access data from a power series or a univariate polynomial over power series, as illustrated by Figure 4.

The commands `Add`, `Negate`, `Multiply`, `Exponentiate`, `Inverse`, `Divide`, `EvaluateAtOrigin`, and `TaylorShift` perform arithmetic operations on multivariate power series and univariate polynomials over multivariate power series. The functionality of the first six commands can also be accessed using the standard arithmetic operators. As will be discussed in Sections 4 and 5, the implementation of every arithmetic operation, such as addition, multiplication, inversion builds the resulting power series (sum, product or inverse) “lazily”, by creating its generator from the generators of the operands, which are called *ancestors* of the resulting power series.

```

> f := UnivariatePolynomialOverPowerSeries( [ PowerSeries(x), GeometricSeries(y), PowerSeries(1),
      
$$\frac{1}{\text{PowerSeries}(1+x+y)} ], z );$$

      f := [UnivariatePolynomialOverPowerSeries: (x)+(1+y+...)z+(1)z2+(1+...)z3] (16)
> p, a := WeierstrassPreparation(f);
p, a := [UnivariatePolynomialOverPowerSeries: (1)], [UnivariatePolynomialOverPowerSeries: (-6)+(11+x)z+(-6
      +x)z2+(1)z3] (17)
> UpdatePrecision(p, 5);
[UnivariatePolynomialOverPowerSeries: (x+x2-xy+x3-3x2y+x4-5x3y+3x2y2-6x4y+9x3y2-x2y3
      +...) + (1)z] (18)
> a;
[UnivariatePolynomialOverPowerSeries: (1+y-x+xy+y2+y3+x4-x3y+x2y2+y4+...) + (1-x+2xy-x3+x2y
      -2xy2+...)z + (1-x-y+x2+2xy+y2+...)z2] (19)
> h := p*a;
h := [UnivariatePolynomialOverPowerSeries: (x+...)+(1+y+y2+y3+...)z+(1+...)z2+(1-x-y+x2+2xy+y2
      +...)z3] (20)
> ApproximatelyEqual(f, h, 20);
      true (21)

```

Fig. 5: Factoring univariate polynomials using `WeierstrassPreparation`.

```

> f := UnivariatePolynomialOverPowerSeries((z-1)·(z-2)·(z-3) + x·(z2 + z), z);
      f := [UnivariatePolynomialOverPowerSeries: (-6) + (11 + x)z + (-6 + x)z2 + (1)z3]
(22)
> F := HenselFactorize(f);
F := [[UnivariatePolynomialOverPowerSeries: (-1 + ...) + (1)z], [UnivariatePolynomialOverPowerSeries: (-2
+ ...) + (1)z], [UnivariatePolynomialOverPowerSeries: (-3 + ...) + (1)z]]
(23)
> map(UpdatePrecision, F, 5);
[[UnivariatePolynomialOverPowerSeries: (-1 + x - 3x2 +  $\frac{27x^3}{2}$  -  $\frac{291x^4}{4}$  +  $\frac{3465x^5}{8}$  + ...) + (1)z],
 [UnivariatePolynomialOverPowerSeries: (-2 - 6x - 30x2 - 402x3 - 5610x4 - 93390x5 + ...) + (1)z],
 [UnivariatePolynomialOverPowerSeries: (-3 + 6x + 33x2 +  $\frac{777x^3}{2}$  +  $\frac{22731x^4}{4}$  +  $\frac{743655x^5}{8}$  + ...) + (1)z]]
(24)
> h := F[1]·F[2]·F[3] - f;
      h := [UnivariatePolynomialOverPowerSeries: (0 + ...) + (0 + ...)z + (0 + ...)z2 + (0)z3]
(25)
> ApproximatelyZero(h, 100);
      true
(26)
> g := UnivariatePolynomialOverPowerSeries(y2 + x2 + (y+1)·z2 + z3, z);
      g := [UnivariatePolynomialOverPowerSeries: (x2 + y2) + (0)z + (1+y)z2 + (1)z3]
(27)
> G := HenselFactorize(g);
G := [[UnivariatePolynomialOverPowerSeries: (0 + ...) + (0 + ...)z + (1)z2], [UnivariatePolynomialOverPowerSeries: (1
+ ...) + (1)z]]
(28)
> map(UpdatePrecision, G, 8);
[[UnivariatePolynomialOverPowerSeries: (x2 + y2 - x2y - y3 - x4 - x2y2 + 4x4y + 7x2y3 + 3y5 + 3x6 - x4y2 - 10x2y4
- 6y6 - 21x6y - 43x4y3 - 24x2y5 - 2y7 - 12x8 + 36x6y2 + 145x4y4 + 135x2y6 + 38y8 + ...) + (-x2 - y2 + 2x2y
+ 2y3 + 2x4 + x2y2 - y4 - 10x4y - 16x2y3 - 6y5 - 7x6 + 9x4y2 + 34x2y4 + 18y6 + 56x6y + 98x4y3 + 34x2y5 - 8y7
+ 30x8 - 132x6y2 - 436x4y4 - 363x2y6 - 89y8 + ...)z + (1)z2], [UnivariatePolynomialOverPowerSeries: (1 + y + x2
+ y2 - 2x2y - 2y3 - 2x4 - x2y2 + y4 + 10x4y + 16x2y3 + 6y5 + 7x6 - 9x4y2 - 34x2y4 - 18y6 - 56x6y - 98x4y3
- 34x2y5 + 8y7 - 30x8 + 132x6y2 + 436x4y4 + 363x2y6 + 89y8 + ...) + (1)z]]
(29)
> h := G[1]·G[2];
      h := [UnivariatePolynomialOverPowerSeries: (x2 + y2 + ...) + (0 + ...)z + (1 + y + ...)z2 + (1)z3]
(30)
> ApproximatelyEqual(g, h, 20);
      true
(31)

```

Fig. 6: Factoring univariate polynomials using HenselFactorize.

The commands `WeierstrassPreparation` and `HenselFactorize` factorize univariate polynomials over multivariate power series. Thanks to their implementation based on lazy evaluation, each of these factorization commands returns the factors as soon as enough information is discovered for initializing the data structures of the factors; see Figures 5 and 6.

The precision of each returned factor, that is, the common precision of its coefficients (which are power series) is zero. However the generator (see Section 4 for this term) of each coefficient is known and, thus, the computation of more coefficients can be resumed when a higher precision is requested. Such a request can be explicit by calling `UpdatePrecision`, or implicit, when requesting data of a higher precision than has been previously requested through, e.g., `Truncate` or `HomogeneousPart`.

4 Design Principles

In this section we examine several design principles underpinning the implementation of the `MultivariatePowerSeries` library. Foremost is lazy evaluation: an algorithmic technique where the computation of data is postponed until explicitly required (Section 4.1). The eventual implementations of these lazy-evaluation algorithms make deliberate efforts to use appropriate MAPLE data structures and built-in functions to optimize performance (Section 4.2). Lastly, in support of software quality and integration with existing MAPLE library code, we employ MAPLE’s object-oriented mechanisms (Section 4.3).

4.1 Lazy Evaluation

Lazy evaluation is an optimization technique most commonly appearing in the study of functional programming languages [9]. The lazy evaluation or “call-by-need” refers to delaying the call to a function until its result is genuinely needed. This is often complemented by storing the result for later look-up.

In the case of power series, consider a bivariate geometric series $f = \sum_{d=0}^{\infty} f_{(d)}$ where $f_{(0)} = 1$, $f_{(1)} = x + y$, $f_{(2)} = x^2 + 2xy + y^2$, \dots , $f_{(d)} = (x + y)^d$. One can prove that f converges to $\frac{1}{1-x-y}$. Of course, in practice, it is impossible to store an infinite number of terms on a computer with finite memory. A naïve implementation then suggests storing $f^{(d)}$ for some large and predetermined d . Thus, one can approximate power series as multivariate polynomials. Such an implementation could be called *truncated power series*.

While this representation of power series is easy to implement, it leads to notable restrictions for the study of formal power series. First, one must a priori determine the *precision*, i.e. the particular value of d . Second, in a most naïve implementation, previously-computed homogeneous parts must be recomputed whenever a new, greater precision is required. For example, the polynomial $f^{(d+1)}$ is likely to be constructed “from scratch” despite the polynomial $f^{(d)}$ possibly being already computed. Third, storing and manipulating the polynomial part of a power series up to a degree d needs a large portion of memory. This latter problem is exacerbated when the predetermined precision is not a tight upper bound on the required precision.

To combat the challenges of a truncated power series implementation, we take advantage of lazy evaluation. Every power series is represented by a unique procedure to compute a homogeneous part for a given degree. For example, Listing 1.1 shows such a procedure for the bivariate geometric series which converges to $\frac{1}{1-x-y}$. As we will see, this lazy evaluation design can be paired with an array of polynomials storing the previously computed homogeneous parts.

```

1 generator := proc(d :: nonnegint)
2     return expand((x+y)^d);
3 end proc;
```

Listing 1.1: A MAPLE implementation of $f_{(d)}$ in $\frac{1}{1-x-y} = \sum_{d=0}^{\infty} f_{(d)}$.

4.2 MAPLE Data Structures and Built-in Functions

Using an appropriate data structure for encoding and manipulating data is critical for performance, particularly in high-level and interpreted programming languages like MAPLE. In MAPLE, modifying an existing list or set—such as by appending, replacing, or deleting an element—leads to the creation of a new list or set, rather than modifying the original one in-place. In contrast, an `Array` is a low-level and mutable data-structure which allows for in-place modification of its elements. These functionalities provide much better performance than lists or sets when the collection is frequently changed or when the elements being modified are themselves large in size. This fact is clear from the overwhelming improvement in performance of our library compared against the existing `PowerSeries` library which uses lists to encode homogeneous parts; see Section 6.

Looking more closely at the `Array` data structure, an n -dimensional `Array` is stored as a n -dimensional rectangular block named `RTABLE`. The length of the associated `RTABLE` is $2n+d$ where d is maximum number of elements that may be stored, i.e., the allocation size of the `Array`; see [5, Appendix 1]. For the storage of homogeneous parts of a power series, and the power series coefficients of a UPoPS, we utilize 1-dimensional `Arrays`. Listing 1.2 in the next section shows this as the variables `hpoly` and `upoly`, respectively.

To further improve performance, we make use of low-level built-in functions. Such functions are provided as compiled code within the MAPLE kernel, and therefore not written in the MAPLE language. Most notably, instead of using MAPLE for-loops and the typical `+` and `*` syntaxes for addition and multiplication, respectively, we reduce the cost of summations and multiplications remarkably by taking advantage of built-in MAPLE functions, `add` and `mul`. These built-in functions, respectively, add or multiply the terms of an entire sequence of expressions together to return a single sum or product. These functions avoid a large number of high-level function calls and reduce memory usage by avoiding copying and re-allocation of data.

4.3 MAPLE Objects

An often overlooked aspect of MAPLE is its object-oriented capability. An object allows for variables and procedures operating on that data to be encapsulated together in a single entity. In MAPLE, a class—the definition of a particular type of object—can be declared by including the option `object` in a module declaration. Evaluating this declaration returns an object of that class. This new object is often a so-called “prototype” object which, when passed to the `Object` routine, returns a new object of the same class. See [5, Chapter 9] for further details on object-oriented programming in MAPLE.

Our power series and UPoPS types are implemented using these object-oriented features of MAPLE. The classes for each are named, respectively, `PowerSeriesObject` and `UnivariatePolynomialOverPowerSeriesObject`.

The use of object-oriented programming in MAPLE has two key benefits: (i) the organization object-oriented code provides better software quality through modularity and maintainability; and (ii) allows for the overloading of built-in functions, thus allowing objects to be integrated with, and used natively by, existing MAPLE library functions.

```

1 MultivariatePowerSeries := module()
2 option package;
3   local PowerSeriesObject,
4       UnivariatePolynomialOverPowerSeriesObject;
5   # create a power series:
6   export PowerSeries := proc(...)
7   # create a UPoPS:
8   export UnivariatePolynomialOverPowerSeries := proc(...)
9   #Additional procedures to interface these two classes
10
11 module PowerSeriesObject()
12 option object;
13   local hpoly :: Array,
14       precision :: nonnegint,
15       generator :: procedure;
16   # other members and methods
17 end module;
18
19 module UnivariatePolynomialOverPowerSeriesObject()
20 option object;
21   local upoly :: Array, vname :: name;
22   # other members and methods
23 end module;
24 end module;

```

Listing 1.2: An overview of the `MultivariatePowerSeries` package.

The `MultivariatePowerSeries` library contains a package of the same name which groups together those two aforementioned classes along with additional procedures to construct and manipulate objects of those classes. These additional procedures are used to “hide” the object-oriented nature of the library behind simple procedure calls. This keeps the package syntactically and semantically consistent with the general paradigm of MAPLE which does not use object-oriented programming. As an example of such a procedure, `PowerSeries`, as seen in Fig. 2 (Section 3), handles various different types of input parameters to correctly construct a `PowerSeriesObject` object through delegation to the correct class method.

Listing 1.2 shows the declaration of our two classes and the `MultivariatePowerSeries` package. The latter is created by using `option package` in a `module` declaration; see [5, Chapter 8]. The implementation of these two classes is further discussed in Section 5.

5 Implementation of MultivariatePowerSeries

The `MultivariatePowerSeries` package provides a collection of procedures which form simple wrappers for the methods of the aforementioned classes, `PowerSeriesObject` and `UnivariatePolynomialOverPowerSeriesObject`. These classes, respectively, define the data structures and algebraic functionalities for creating and manipulating multivariate power series and univariate polynomials over power series. This section discusses those data structures as well as the implementation of basic arithmetic, Weierstrass Preparation Theorem, and factorization via Hensel's lemma, all following a lazy evaluation scheme.

5.1 PowerSeriesObject

The `PowerSeriesObject` class provides basic arithmetic operations, like addition, multiplication, inversion, and evaluation, for multivariate power series, all utilizing lazy evaluation techniques. Let $f \in \mathbb{K}[[X_1, \dots, X_n]]$ be a non-zero multivariate power series defined as $f = \sum_{d=0}^{\infty} f_{(d)}$. f is encoded as an object of type `PowerSeriesObject`, containing the following attributes.

First, the power series *generator* is the procedure to compute $f_{(d)}$, the d -th homogeneous part of f , for $d \in \mathbb{N}$. Second, the *precision* is a non-negative integer encoding the maximum degree of the homogeneous parts which have so far been computed. Third, the 1-dimensional array storing the previously computed homogeneous parts of f , denoted as `hpoly` in Listing 1.2.

To create a power series object this class provides a variety of constructors. Power series objects may be created from polynomials, algebraic numbers, UP-OPS objects, or procedures defining the generator of the power series.

Every arithmetic operation returns a lazily-constructed power series object by creating its generator from the generators of the operands, but without explicitly computing any homogeneous parts of the result. Thus, this is a lazy power series, so that, the homogeneous parts of the result are computed when truly needed. Once homogeneous parts are eventually computed, they are stored in the array `hpoly`. An important aspect of this organization is that the generator of the resulting power series becomes implicitly connected to the generators of the operands; the latter are thus called the *ancestors* of the former. Note that the ancestors are merely stored as references, not copies, thus saving time and memory resources.

Moreover, the addition and multiplication operations are not only binary operations (operations taking two parameters), but are m -ary operations. For multiplication, a sequence of power series $f_1, \dots, f_m \in \mathbb{K}[[X_1, \dots, X_n]]$ may be passed to the multiplication algorithm to produce the product $f_1 \cdot f_2 \cdots f_m$ via lazy evaluation. Similarly, addition may take the sequence f_1, \dots, f_m to return the sum $f_1 + f_2 + \cdots + f_m$. Further, addition may also take as a parameter an optional sequence of polynomial coefficients $c_1, \dots, c_m \in \mathbb{K}[[X_1, \dots, X_n]]$ to return the sum $c_1 f_1 + \cdots + c_m f_m$ constructed lazily.

A key part to the efficiency of lazy evaluation is to not re-compute any data. We have already seen that the `hpoly` array stores previously computed

homogeneous parts for a `PowerSeriesObject` object. What is missing is to ensure that the array is accessed where possible rather than calling the generator function. Moreover, one must avoid directly accessing that array for homogeneous parts which are not yet computed. We thus provide the function `HomogeneousPart(f, d)`, demonstrated in Listing 1.3, to handle both of these cases. This function returns the d -th homogeneous part of the power series f ; if d is greater than the *precision* (`f:-precision`), then this method iteratively calls the *generator* to update `hpoly` and `precision`, otherwise it simply returns the previously computed homogeneous part. From here on we use `hpart` as shorthand for the `HomogeneousPart` function.

```

1 export HomogeneousPart ::static := proc(f, d :: nonnegint)
2   if d > f:-precision then
3     f:-hpoly(d+1) := 0; # resize the hpoly array
4     for local i from f:-precision + 1 to d do
5       f:-hpoly[i] := f:-generator[i];
6     end do;
7     f:-precision := d;
8   end if;
9   return f:-hpoly[d];
10 end proc;
```

Listing 1.3: A simplified version of the `HomogeneousPart` function in `PowerSeriesObject`.

Listing 1.4 shows a simplified implementation of `Divide` that computes the quotient of two power series objects $f, g \in \mathbb{K}[[X_1, \dots, X_n]]$. In particular, notice the creation of the local procedure `gen` for the generator of the quotient. Note that `EXPAND` is a local macro defined in `MultivariatePowerSeries` to efficiently perform expansion and normalization supporting *algebraic* inputs.

```

1 export Divide ::static := proc(f, g)
2   if hpart(g,0)=0 then
3     error "invalid input: not invertible";
4   end if;
5   local h := Array(0..0, EXPAND(hpart(f,0)/hpart(g,0)));
6   local gen := proc(d :: nonnegint)
7     local s := hpart(f,d);
8     s -= add(EXPAND(hpart(g,i)*hpart(f,d-i)), i=1..d);
9     return EXPAND(s/hpart(g,0));
10  end proc;
11  return Object(PowerSeriesObject, h, 0, gen);
12 end proc;
```

Listing 1.4: A simplified version of the division method in `PowerSeriesObject`.

5.2 UnivariatePolynomialOverPowerSeriesObject

The `UnivariatePolynomialOverPowerSeriesObject` class is implemented as a simple dense univariate polynomial with the simple and obvious implementations

of associated arithmetic (see, e.g., [18, Chapter 2]). The arithmetic operations are achieved directly from coefficient arithmetic, that is, `PowerSeriesObject` arithmetic. Since the latter is implemented using lazy evaluation techniques, UPoPS arithmetic is inherently and automatically lazy.

For example, the addition of two UPoPS objects $f = \sum_{i=0}^k a_i X_{n+1}^i$ and $g = \sum_{i=0}^k b_i X_{n+1}^i$ in $\mathbb{K}[[X_1, \dots, X_n]][X_{n+1}]$ is the summation $(a_i + b_i)X_{n+1}^i$ for all $0 \leq i \leq k$, where a_i, b_i are `PowerSeriesObject` objects. Other basic arithmetic operations behave similarly. However, there are important operations on UPoPS which are not as straightforward. In the following we explain our implementation of Weierstrass Preparation Theorem, Taylor shift, and factorization via Hensel's lemma for UPoPS, all of which follow lazy evaluation techniques.

Weierstrass Preparation. Let $f, p, \alpha \in \mathbb{K}[[X_1, \dots, X_n]][X_{n+1}]$ be such that they satisfy the conditions of Theorem 1 and such that $f = \sum_{i=0}^{d+m} a_i X_{n+1}^i$, $p = X_{n+1}^d + \sum_{i=0}^{d-1} b_i X_{n+1}^i$, and $\alpha = \sum_{i=0}^m c_i X_{n+1}^i$. Equating coefficients in $f = p\alpha$ we derive the two following systems of equations:

$$\begin{cases} a_0 &= b_0 c_0 \\ a_1 &= b_0 c_1 + b_1 c_0 \\ &\vdots \\ a_{d-1} &= b_0 c_{d-1} + b_1 c_{d-2} + \dots + b_{d-2} c_1 + b_{d-1} c_0 \end{cases} \quad (1)$$

$$\begin{cases} a_d &= b_0 c_d + b_1 c_{d-1} + \dots + b_{d-1} c_1 + c_0 \\ &\vdots \\ a_{d+m-1} &= b_{d-1} c_m + c_{m-1} \\ a_{d+m} &= c_m \end{cases} \quad (2)$$

To solve these systems we proceed by solving them modulo successive powers of \mathcal{M} , following the proof of Theorem 1 in [6]. Notice that solving modulo successive powers of \mathcal{M} is precisely the same as computing homogeneous parts of increasing degree. Thus, this follows our lazy evaluation scheme perfectly. The power series b_0, \dots, b_{d-1} are generated by Equations (1) and c_0, \dots, c_m by Equations (2).

Consider that $b_0, \dots, b_{d-1}, c_0, \dots, c_m$ are known modulo \mathcal{M}^r while a_0, \dots, a_{d-1} are known modulo \mathcal{M}^{r+1} ; this latter fact is simple since f is the input to Weierstrass Preparation and is fully known. From the first equation in (1), b_0 can be computed modulo \mathcal{M}^{r+1} since $b_0 \in \mathcal{M}$, c_0 is known modulo \mathcal{M}^r , and a_0 is known modulo \mathcal{M}^{r+1} . Then, the equation $a_1 = b_0 c_1 + b_1 c_0$, that is, $a_1 - b_0 c_1 = b_1 c_0$ can be solved for b_1 modulo \mathcal{M}^{r+1} since, again, $b_1 \in \mathcal{M}$ and the other terms are sufficiently known. We compute all b_2, \dots, b_{d-1} modulo \mathcal{M}^{r+1} with the same argument. After determining b_0, \dots, b_{d-1} modulo \mathcal{M}^{r+1} , we can compute c_m, c_{m-1}, \dots, c_0 modulo \mathcal{M}^{r+1} from Equations (2) with simple power series multiplication and subtraction, working iteratively, in a bottom up fashion. For example, $c_{m-1} = a_{d+m-1} - b_{d-1} c_m$.

As yet, we have not explicitly seen how the coefficients of p and α will be updated. The key idea is that to update a single power series coefficient of p or α requires simultaneously updating all coefficients of p and α . Thus, all the generators of $b_0, \dots, b_{d-1}, c_0, \dots, c_m$ simply call a single ‘‘Weierstrass update’’ function to update all power series simultaneously using Equations (1) and (2). Algorithm 1 shows this Weierstrass update function.

Algorithm 1 WEIERSTRASSUPDATE($p, \alpha, \mathcal{F}, r$)

Given $p = X_{n+1}^d + \sum_{i=0}^{d-1} b_i X_{n+1}^i$, $\alpha = \sum_{i=0}^m c_i X_{n+1}^i$, $r \in \mathbb{N}$, and $\mathcal{F} = \{F_i \mid F_i = a_i - \sum_{j=0}^{i-1} b_j c_{i-j}, 0 \leq i < d\}$ are all known modulo \mathcal{M}^r , returns $b_0, \dots, b_{d-1}, c_0, \dots, c_m$ modulo \mathcal{M}^{r+1} .

```

# update  $b_0, \dots, b_{d-1}$  modulo  $\mathcal{M}^{r+1}$ 
1: for  $i$  from 0 to  $d-1$  do
2:    $s := \text{add}(\text{seq}(\text{hpart}(b_i, r-k) \cdot \text{hpart}(c_0, k), k = 1 \dots r-1));$ 
3:    $\text{hpart}(b_i, r) := (\text{hpart}(F_i, r) - s) / \text{hpart}(c_0, 0);$ 
# ensure  $c_0, \dots, c_m$  are updated modulo  $\mathcal{M}^{r+1}$ 
4: for  $i$  from 0 to  $m$  do
5:    $\text{hpart}(c_i, r);$ 

```

In order to update the coefficients of p , we frequently need to compute $a_i - \sum_{j=0}^{i-1} b_j c_{i-j}$ for $0 \leq i < d$. To optimize this operation, we a priori create helper power series as the set $\mathcal{F} = \{F_i \mid F_i = a_i - \sum_{j=0}^{i-1} b_j c_{i-j}, i = 0, \dots, d-1\}$. The power series F_i , following power series arithmetic with lazy evaluation, allows for the efficient computation of homogeneous parts of increasing degree of $a_i - \sum_{j=0}^{i-1} b_j c_{i-j}$. This set \mathcal{F} is passed to the Weierstrass update function to optimize the overall computation.

Finally, the Weierstrass preparation must be initialized before continuing with Weierstrass updates. Namely, the degree of p and the initial values of p and α modulo \mathcal{M} must first be computed. The degree of p , namely d , is set to be the smallest integer i such that a_i is a unit. If $d = 0$, then $p = 1$ and $\alpha = f$, otherwise, m equals the difference between the degree of f and d , and we initialize $b_i = 0$ for $0 \leq i < d$. Then, c_m, \dots, c_0 are initialized using power series arithmetic following Equations (2). Lastly, the set \mathcal{F} is initialized.

Taylor Shift. This operation takes a UPoPS object $f \in \mathbb{K}[[X_1, \dots, X_n]][X_{n+1}]$ and performs the translation $X_{n+1} \rightarrow X_{n+1} + c$, i.e. $f(X_{n+1} + c)$, for some $c \in \mathbb{K}$. In our implementation, c can be a **numeric** or **algebraic** MAPLE type with the purpose of being used efficiently in factorization via Hensel’s Lemma.

Assume $f = \sum_{i=0}^k a_i X_{n+1}^i$ is a UPoPS in $\mathbb{K}[[X_1, \dots, X_n]][X_{n+1}]$ and $c \in \mathbb{K}$. As the **PowerSeriesObject** objects a_0, \dots, a_k are lazily evaluated power series, we want to also make Taylor shift a lazy operation. Thus, we need to create a generator for the power series coefficients of $f(X_{n+1} + c)$. Let $\mathfrak{T} = (t_{i,j})$ be the lower triangular matrix of the coefficients of X_{n+1}^j in the binomial expansion $(X_{n+1} + c)^i$, for $0 \leq i \leq k$, and $0 \leq j \leq i$. Let (b_0, \dots, b_k) be the list of coefficients of $f(X_{n+1} + c)$ in $\mathbb{K}[[X_1, \dots, X_n]]$. Then, it is easy to prove that for every $0 \leq i \leq k$, b_i is the inner product of the i -th sub-diagonal of \mathfrak{T} with the lower

$k+1-i$ elements of the vector (a_0, \dots, a_k) . This inner product can be computed efficiently by taking advantage of the m -ary addition operation described for the `PowerSeriesObject` (see Section 5.1). Since this operation returns a lazily-constructed power series, this precisely defines the lazy construction of the power series b_0, \dots, b_k , thus making Taylor shift a lazy operation.

Factorization via Hensel’s Lemma. Hensel’s lemma for factorizing univariate polynomials over power series was reviewed in Theorem 2, where \mathbb{K} is algebraically closed and $f \in \mathbb{K}[[X_1, \dots, X_n]][X_{n+1}]$ is a UPoPS object. Following the ideas of [6], we compute the factors of f in a lazy fashion. Algorithm 2 proceeds through iterative applications of Taylor shift and Weierstrass Preparation Theorem in order to create one factor of f at a time. Those factors are actually computed through lazy evaluation thanks to the lazy behavior of the procedures `WEIERSTRASSPREPARATION` and `TAYLORSHIFT`. This Algorithms thus computes and updates the factors modulo the successive powers $\mathcal{M}, \mathcal{M}^2, \mathcal{M}^3, \dots$ of the maximal ideal \mathcal{M} .

Algorithm 2 HENSELFACTORIZE(f)

Given $f = \sum_{i=0}^k a_i X_{n+1}^i \in \mathbb{K}[[X_1, \dots, X_n]][X_{n+1}]$, returns a list of factors $\{f_1, \dots, f_r\}$ so that $f = a_k \cdot f_1 \cdots f_r$, and satisfies Theorem 2.

```

1: if  $a_k \notin \mathcal{M}$  then
2:    $f^* := \frac{1}{a_k} \cdot f$ ;
3: else
4:   error “ $a_k$  must be a unit.”
5:  $\bar{f} := \text{EVALUATEATORIGIN}(f^*)$ ;
6:  $c_1, \dots, c_r := \text{ROOTS}(\bar{f}, X_{n+1})$ ;
7: for  $i$  from 1 to  $r$  do
8:    $g := \text{TAYLORSHIFT}(f^*, c_i)$ ;
9:    $p, \alpha := \text{WEIERSTRASSPREPARATION}(g)$ ;
10:   $f_i := \text{TAYLORSHIFT}(p, -c_i)$ ;
11:   $f^* := \text{TAYLORSHIFT}(\alpha, -c_i)$ ;
12: return  $\{f_1, \dots, f_r\}$ ;

```

Note that the generation of the factors f_1, \dots, f_r takes place after factorizing $\bar{f} \in \mathbb{K}[X_{n+1}]$. Recall that \bar{f} is obtained by evaluating each X_i to 0 for $1 \leq i \leq n$. This is called `EVALUATEATORIGIN` in our implementation. To efficiently factor \bar{f} , we take advantage of the package `SolveTools` [15], which allows us to compute the splitting field of \bar{f} (which, in practice, is a polynomial with coefficients in some algebraic extension of \mathbb{Q}) and factorize \bar{f} into linear factors.

Let c_1, \dots, c_r be the distinct roots of \bar{f} and k_1, \dots, k_r their respective multiplicities. To describe one iteration of Algorithm 2, let f^* be the current polynomial to factorize. For a root c_i of \bar{f} , and thus f^* , we perform a Taylor shift to obtain $g = f^*(X_{n+1} + c_i)$. Then, we apply Weierstrass preparation on g to obtain p and α where p is monic and of degree k_i . Again, by using Taylor Shift, we apply the reverse shift to p to obtain $f_i = p(X_{n+1} - c_i)$, a factor of f , and

$f^* = \alpha(X_{n+1} - c_i)$, for the next iteration. As mentioned above, since both Taylor shift and Weierstrass preparation are implemented using lazy evaluation, our factorization via Hensel's lemma is inherently lazy.

6 Experimentation

We compare the performance of the `MultivariatePowerSeries` package, denoted `MPS`, with the previous MAPLE implementation of multivariate power series, the `PowerSeries` package, denoted `RCPS`, and the recent implementation of power series via lazy evaluation in the `BPAS` library. This latter implementation is written in the C language on top of efficient sparse multivariate arithmetic; see [4,6]. It has already been shown in [6] that the implementation in `BPAS` is orders of magnitude faster than the `PowerSeries` package, MAPLE's `mtaylor` command, and the multivariate power series available in `SAGEMATH`. As we will see, our implementation performs comparably to that of `BPAS`.

Throughout this section, we collect our benchmarks on a machine running Ubuntu 18.04.4, MAPLE 2020, and `BPAS` (ver. 1.652), with an Intel Xeon X5650 processor running at 2.67GHz, with 12x4GB DDR3 memory at 1.33 GHz.

Figures 7, 8, and 9, respectively, show the performance of division and multiplication algorithms to compute $\frac{1}{f}$ and $\frac{1}{f} \cdot f$ for power series $f_1 = 1 + X_1 + X_2$, $f_2 = 1 + X_1 + X_2 + X_3$, and $f_3 = 2 + \frac{1}{3}(X_1 + X_2)$. It can be seen that `MPS` power series division is $9\times$, $2100\times$, and $3\times$ faster than the previous MAPLE implementation for f_1 , f_2 , and f_3 respectively. The speed-ups for multiplication are significantly higher. Moreover, `MPS` results are comparable with the C implementation of similar algorithms in `BPAS`. Figure 10 then highlights the efficiency of m -ary addition (see Section 5.1), compared to iterative applications of binary addition. Recall that m -ary addition is exploited in the Weierstrass preparation algorithm.

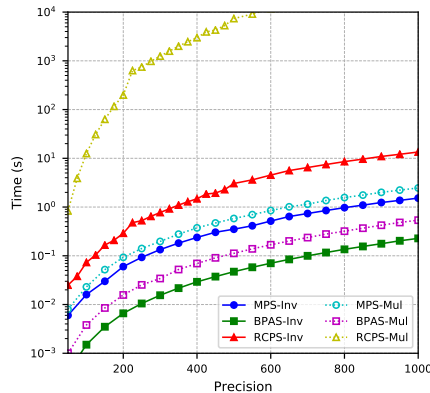


Fig. 7: Computing $\frac{1}{f}$ and $\frac{1}{f} \cdot f$ for $f_1 = 1 + X_1 + X_2$.

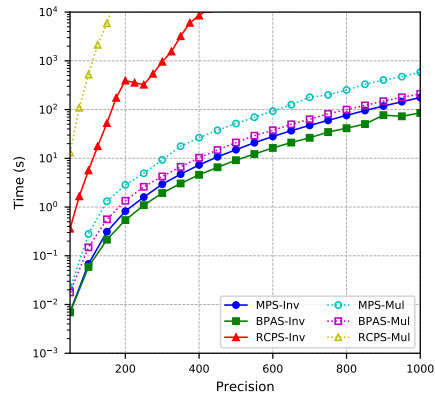


Fig. 8: Computing $\frac{1}{f}$ and $\frac{1}{f} \cdot f$ for $f_2 = 1 + X_1 + X_2 + X_3$.

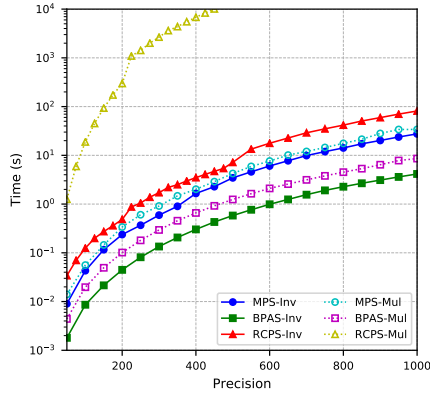


Fig. 9: Computing $\frac{1}{f}$ and $\frac{1}{f} \cdot f$ for $f_3 = 2 + \frac{1}{3}(X_1 + X_2)$.

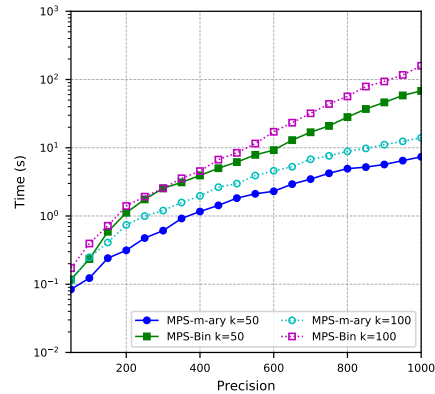


Fig. 10: Computing $f = \sum_{i=1}^k \frac{1}{1-x-y}$ using m -ary and binary addition.

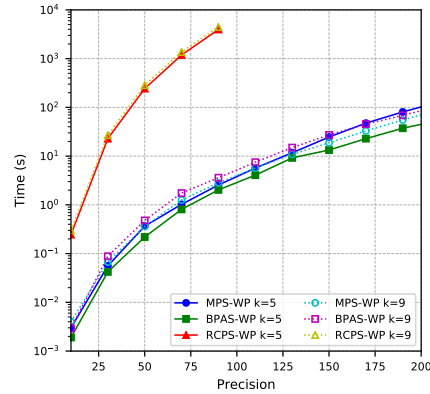


Fig. 11: Computing Weierstrass preparation of $f_1 = \frac{1}{1+X_1+X_2}X_3^k + X_3^{k-1} + X_2X_3^{k-1} + \dots + X_3 + X_1 \in \mathbb{K}[[X_1, X_2]][X_3]$.

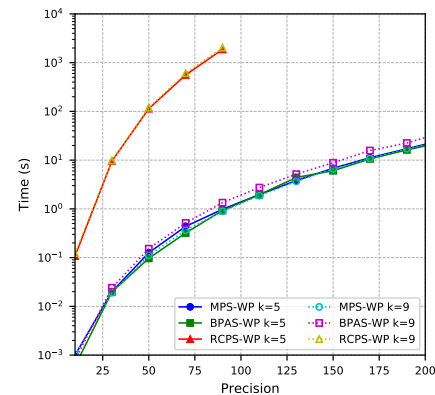


Fig. 12: Computing Weierstrass preparation of $f_2 = \frac{1}{1+X_1+X_2}X_3^k + X_2X_3^{k-1} + \dots + X_3 + X_1 \in \mathbb{K}[[X_1, X_2]][X_3]$.

Next, we compare the performance of Weierstrass preparation (Section 5.2). Figures 11 and 12 demonstrate the running time of this algorithm for two different UPoPS. Looking at these results, we can see a $2200\times$ speed-up in comparison with the similar algorithm in RCPS and timings comparable to BPAS.

We also compare the factorization via Hensel's lemma and Taylor shift algorithms for a set of UPoPS $f = \prod_{i=1}^k (X_2 - i) + X_1(X_2^{k-1} + X_2)$ in $\mathbb{K}[[X_1]][X_2]$ with $k = 3, 4$ in Figures 13 and 14. Our factorization implementation is orders of magnitude faster than that of RCPS. However, factorization performs worse than expected compared to BPAS, having already seen comparable performance of Weierstrass preparation in Figures 11 and 12. This difference can be attributed

to Taylor shift, the other core operation of `HENSELFACTORIZE`, as seen in Figure 14. The implementation in MPS is slower than the same procedure in BPAS by several order of magnitude. This, in turn, can be attributed to using `MAPLE` matrix arithmetic, rather than the direct manipulation of C-arrays as in BPAS, within the Taylor shift algorithm.

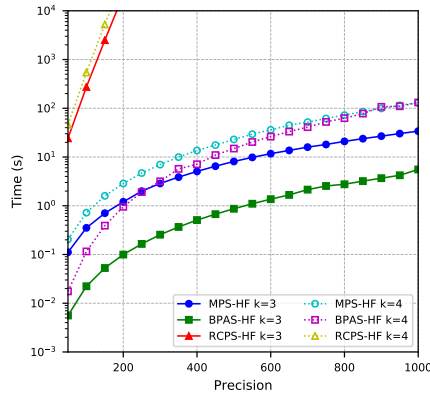
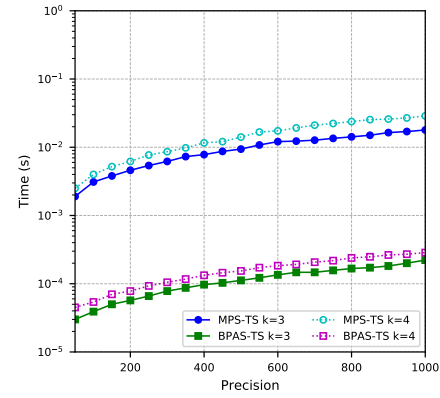


Fig. 13:

Computing $\text{HENSELFACTORIZE}(f)$ for $f = \prod_{i=1}^k (X_2 - i) + X_1(X_2^{k-1} + X_2)$.



Computing Fig. 14:

Computing

$\text{TAYLORSHIFT}(f, 1)$ for $f = \prod_{i=1}^k (X_2 - i) + X_1(X_2^{k-1} + X_2)$.

7 Conclusions and Future Work

Throughout this work we have discussed the object-oriented design and implementation of power series and univariate polynomials over power series following lazy evaluation techniques. Basic arithmetic operations for both are examined as well as Weierstrass Preparation Theorem, Taylor shift, and factorization via Hensel's lemma for univariate polynomials over power series. Our implementation in `MAPLE` is orders of magnitude faster than the existing multivariate power series implementation in the `PowerSeries` package of the `RegularChains` library. Moreover, our implementation is comparable with the `C` implementation of power series and univariate polynomials over power series in BPAS.

Further work is needed to extend lazy evaluation techniques to more sophisticated algorithms. For example, a general Extended Hensel Construction (EHC) [13], and the Abhyankar-Jung Theorem [14]. As a consequence, it is possible to re-implement the EHC algorithm found in `RegularChains` using this library. Further, as `MAPLE` supports multithreading, it is possible to apply parallel processing to our algorithms. In particular, the computation of `UPoPS` coefficients in Weierstrass preparation is embarrassingly parallel. Meanwhile, the successive application of Weierstrass preparation and Taylor shift in `HENSELFACTORIZE`

present an opportunity for *pipelining*. Both should be exploited in to achieve even further performance improvements.

Acknowledgements

The authors would like to thank MITACS of Canada (award IT19704) and NSERC of Canada (award CGSD3-535362-2019).

References

1. <https://github.com/orcca-uwo/MultivariatePowerSeries> (2021)
2. Alvandi, P., Kazemi, M., Moreno Maza, M.: Computing limits with the regular-chains and powerseries libraries: From rational functions to zariski closure. *ACM Communications in Computer Algebra* **50**(3), 93–96 (2016)
3. Asadi, M., Brandt, A., Chen, C., Covanov, S., Mansouri, F., Mohajerani, D., Moir, R.H.C., Moreno Maza, M., Wang, L.X., Xie, N., Xie, Y.: Basic Polynomial Algebra Subprograms (BPAS) (2020), www.bpaslib.org
4. Asadi, M., Brandt, A., Moir, R.H.C., Moreno Maza, M.: Algorithms and data structures for sparse polynomial arithmetic. *Mathematics* **7**(5), 441 (May 2019)
5. Bernardin, L., Chin, P., DeMarco, P., Geddes, K.O., Hare, D.E.G., Heal, K.M., Labahn, G., May, J.P., McCarron, J., Monagan, M.B., Ohashi, D., Vorkoetter, S.M.: *Maple Programming Guide*. Maplesoft, a division of Waterloo Maple Inc. (1996-2020)
6. Brandt, A., Kazemi, M., Moreno Maza, M.: Power series arithmetic with the BPAS library. In: *Computer Algebra in Scientific Computing (CASC)*. pp. 108–128. Springer (2020)
7. Burge, W.H., Watt, S.M.: Infinite structures in scratchpad II. In: *European Conference on Computer Algebra*. pp. 138–148. Springer (1987)
8. Fischer, G.: *Plane algebraic curves*. American Mathematical Society (2001)
9. Harper, R.: *Practical foundations for programming languages: Lazy Evaluation*, pp. 323–332. Cambridge University Press, 2nd edn. (2016)
10. Karczmarszuk, J.: Generating power of lazy semantics. *Theoretical Computer Science* **187**(1-2), 203–219 (1997)
11. Maplesoft, a division of Waterloo Maple Inc.: *Maple 2020*, www.maplesoft.com/
12. Monagan, M.B., Vrbik, P.: Lazy and forgetful polynomial arithmetic and applications. In: *Computer Algebra in Scientific Computing, 11th International Workshop, CASC 2009, Proceedings*. pp. 226–239 (2009)
13. Moreno Maza, M.: Polynomials over power series and their applications to limit computations (Tutorial at *Computer Algebra in Scientific Computing (CASC)*, 2018), www.csd.uwo.ca/~mmorenom/Publications/Polynomials_over_power_series_and_their_applications_lecture.PDF
14. Parusiński, A., Rond, G.: The Abhyankar–Jung theorem. *Journal of Algebra* **365**, 29–41 (2012)
15. The Maple Developers: *SolveTools* package in Maple 2020, maplesoft, a division of Waterloo Maple Inc. www.maplesoft.com/support/help/Maple/view.aspx?path=SolveTools
16. The Sage Developers: *SageMath, the Sage Mathematics Software System* (2020), www.sagemath.org

17. van der Hoeven, J.: Relax, but don't be too lazy. *Journal of Symbolic Computation* **34**(6), 479–542 (2002)
18. von zur Gathen, J., Gerhard, J.: *Modern computer algebra*. Cambridge University Press, NY, USA, 3 edn. (2013)
19. Wolfram Research Inc.: *Mathematica* (2020), www.wolfram.com/mathematica