
Adaptive Sample Selection for Robust Learning under Label Noise

Deep Patel and P.S. Sastry
Department of Electrical Engineering
Indian Institute of Science
Bangalore, Karnataka 560012
deppatel@iisc.ac.in, sastry@iisc.ac.in

Abstract

Deep Neural Networks (DNNs) have been shown to be susceptible to memorization or overfitting in the presence of noisily-labelled data. For the problem of robust learning under such noisy data, several algorithms have been proposed. A prominent class of algorithms rely on sample selection strategies, motivated by curriculum learning. For example, many algorithms use the ‘small loss trick’ wherein a fraction of samples with loss values below a certain threshold are selected for training. These algorithms are sensitive to such thresholds, and it is difficult to fix or learn these thresholds. Often, these algorithms also require information such as label noise rates which are typically unavailable in practice. In this paper, we propose a data-dependent, adaptive sample selection strategy that relies only on batch statistics of a given mini-batch to provide robustness against label noise. The algorithm does not have any additional hyperparameters for sample selection, does not need any information on noise rates and does not need access to separate data with clean labels. We empirically demonstrate the effectiveness of our algorithm on benchmark datasets.

1 Introduction

Label noise is inevitable when employing supervised learning based algorithms in practice. The deep learning models, which are highly effective in a variety of applications, need vast amounts of training data. Such large-scale labelled data is often generated through crowd-sourcing or automated labeling, which naturally cause random labelling errors. In addition, subjective biases in human annotators too can cause such errors. The training of deep networks is adversely affected by label noise and hence robust learning under label noise is an important problem of current interest.

Indeed, recent years have seen a lot of interest in developing algorithms for robust learning of classifiers under label noise. Many different approaches have been proposed, such as, robust loss functions [5,7,35,45], loss correction [28], meta-learning [20,36], sample reweighting [8,13,31,32,34], etc. In this paper we present a novel algorithm that adaptively selects samples based on the statistics of observed loss values in a minibatch and achieves good robustness to label noise. Our algorithm does not use any additional system for learning weights for examples, does not need extra data with clean labels and does not assume any knowledge of noise rates. The algorithm is motivated by curriculum learning and can be thought of as a way to design an adaptive curriculum.

The curriculum learning [4,17] is a general strategy of sequencing of examples so that the networks learn the ‘easy’ examples well before learning the ‘hard’ ones. This is often brought about by giving different weights to different examples in the training set. In the context of label noise, one can think of clean examples as the easy ones and the examples with wrong labels as the hard ones. Many of the recent algorithms for robust learning based on sample reweighting can be seen as motivated by

a similar idea. In all such approaches, the weight assigned to an example is essentially determined by the loss function value on that example with a heuristic that, low loss values indicate reliable labels. Many different ways of fixing/learning such weights have been proposed (e.g., [10, 31, 32]). A good justification for this approach of assigning weights to examples for achieving robustness comes from some recent studies on the effects of noisily-labelled data on learning deep neural networks. It is empirically shown in [43] that deep neural networks can learn to achieve zero training error on completely randomly labelled data, a phenomenon termed as ‘memorization’. However, further studies such as [3, 23] have shown that the networks, when trained on randomly-labelled data, learn simpler patterns (corresponding to cleanly-labelled data) first before overfitting to the noisily-labelled data.

Motivated by this, several strategies of ‘curriculum learning’ have been devised that aim to select (or give more weightage to) ‘clean’ samples for obtaining some degree of robustness against label noise [8, 13, 21, 40, 42]. All such methods essentially employ the heuristic of ‘small loss’ for sample selection or weighting wherein (a fraction of) small-loss valued samples are preferentially used for learning the network. Algorithms such as Co-Teaching [8] and Co-Teaching+ [42] use two networks and select samples with loss value below a threshold in one network to train the other. In Co-Teaching, the threshold is chosen based on the knowledge of noise rates and is fixed throughout the training. The same threshold is used in Co-Teaching+ but the sample selection is based on disagreement between the two networks. The MentorNet [13], another recent algorithm based on curriculum learning, uses an auxiliary neural network trained to serve as a sample selection function. There are other adaptive sample reweighting schemes based on meta-learning such as [31, 32] which learn sample weights for the examples.

Algorithms in [13, 32] use a separate network to learn a mapping from loss values to weights of examples. Such methods need additional computing resources as well as access to extra data without label noise and may need careful choice of hyperparameters. In addition, all such methods, in effect, assume that one can assess whether or not an example has clean label based on some function of the loss value of that example. However, loss value of any specific example is itself a function of the current state of learning and it evolves with epochs. Loss values of even clean samples may change over a significant range during the course of learning. Further, the loss values achievable by a network even on clean samples may be different for examples of different classes. Other methods based on curriculum learning such as [8, 42] use a threshold to pick up the examples with small loss values in each mini-batch. This threshold is fixed using the noise rate which is not known and is often difficult to estimate reliably. (As we show in this paper, the method is somewhat sensitive to errors in estimated noise rate). While they adapt this threshold with epochs in a fixed manner, it is not really dependent on the current state of learning.

Motivated by these considerations, we propose a simple, adaptive curriculum based selection strategy called *B*ATch *R*Eweighting (**BARE**). The idea is to focus on the current state of learning, in a given mini-batch, for identifying the noisily labelled data in it. The statistics of loss values of all examples in a mini-batch would give useful information on current state of learning. Our algorithm utilizes these batch statistics to compute the threshold for sample selection in a given mini-batch. This will give us what is essentially a dynamic or adaptive curriculum where the selection of examples is naturally tied to state of learning. For example, it is possible that the automatically calculated threshold is different for different mini-batches even within the same epoch. Thus, our method uses a dynamic threshold which naturally evolves as learning proceeds. In addition, while calculating the batch statistics we take into consideration the class labels also and hence the dynamic thresholds are also dependent on the given labels of the examples.

The main contribution of this paper is an adaptive sample selection strategy for robust learning that is simple to implement, does not need any clean validation data, needs no knowledge at all of the noise rates and also does not have any additional hyperparameters. We empirically demonstrate the effectiveness of our algorithm on benchmark datasets: MNIST [18], CIFAR-10 [15], and Clothing-1M [39] and show that our algorithm is much more efficient in terms of time and has as good or better robustness compared to other algorithms for different types of label noise and noise rates.

The rest of the paper is organized as follows: Section 2 discusses related work, Section 3 discusses our proposed algorithm. Section 4 discusses our empirical results and concluding remarks are provided in Section 5.

2 Related Work

Curriculum learning (CL) as proposed in [4] is the designing of an optimal sequence of training samples to improve the model’s performance. The order of samples in this sequence is to be decided based on a notion of *easiness* which can be fixed based on some prior knowledge. A curriculum called Self-Paced Learning (SPL) is proposed in [17] wherein easiness is decided upon based on how small the loss values are. A framework to unify CL and SPL is proposed in [12] by incorporating the prior knowledge about curriculum and feedback from the model during training with the help of *self-paced functions* that are to be used as regularizers. SPL with diversity [11] improved upon SPL by proposing a sample selection scheme by encouraging selection of a diverse set of *easy* examples for learning with the help of a group sparsity regularizer. This is further improved in [47] by encouraging more exploration during early phases of learning.

Motivated by similar ideas, many sample reweighting algorithms are proposed for tackling label noise in neural networks. Building on the empirical observations that the neural networks learn from clean data first before overfitting to the noisy data, these methods attempt to reduce this gradual overfitting by identifying the clean (easy) samples from the noisy (hard) samples with the help of various heuristics. So, sample selection / reweighting algorithms for robust deep learning can be viewed as designing a fixed or adaptive curriculum. A sample selection algorithm based on the ‘small loss’ heuristic wherein the algorithm will select a fraction of small loss valued samples for training is proposed in [8, 42]. Two networks are cross-trained with samples selected by each other based on this criterion. [21] also relies on ‘small loss’ heuristic but the threshold for sample selection is adapted based on the knowledge of label noise rates. When a (small amount of) separate data with clean labels is available, [13] proposes a data-dependent, adaptive curriculum learning method wherein an auxiliary network trained on this clean data set is used to select reliable examples from the noisy training data for training the classifier. When such clean data is not available, it reduces to a non-adaptive, self-paced learning scheme. Another sample selection algorithm is proposed in [25] where the idea is to train two networks and update the network parameters only in case of a disagreement between the two networks. These sample selection functions are mostly hand-crafted and, hence, they can be sub-optimal. A general strategy is to solve a bilevel optimization problem to find the optimal sample weights. For instance, the sample selection function used in [8, 42] is sub-optimally chosen for which [40] proposes an AutoML-based approach to find a better function, by fine-tuning on separate data with clean labels. Sample reweighting algorithms proposed in [31] and [32] use online meta-learning and need some extra data with clean labels. The method in [31] uses the gradients of loss on noisy and clean data to learn the weights for samples while the method in [32] tries to learn these weights as a function of their loss values.

Apart from the sample selection/reweighting approaches described above, there are other approaches to tackling label noise. *Label cleaning* algorithms [33, 34, 41] attempt at identifying and correcting the potentially incorrect labels through joint optimization of sample weights and network weights. *Loss correction* methods [28, 36] suitably modify loss function (or posterior probabilities) to correct for the effects of label noise on risk minimization; however, they need to know (or estimate) the noise rates. There are also theoretical results that investigate robustness (to label noise) of risk minimization under some special loss functions [7, 16, 22, 35, 45]. *Regularization* methods, of which sample reweighting approaches are a part, employ explicit or implicit regularization to reduce overfitting to noisy data [1, 19, 20, 24, 26, 30, 44]. In this paper our interest is in the approach of sample selection for achieving robustness to label noise.

The BARE algorithm proposed here is a simple, adaptive curriculum to select samples which relies only on statistics of loss values (or, equivalently, statistics of class posterior probabilities because we use CCE loss) in a given mini-batch. We do not need any extra data with clean labels or any knowledge about label noise rates. Since it uses batch statistics, the selection thresholds are naturally tied to the evolving state of learning of the network without needing any tunable hyperparameters. Unlike in many of the aforementioned algorithms, we do not need any auxiliary networks for learning sample selection function, online reweighting or cross-training, or noise rate estimation and, thus, our algorithm is computationally more efficient.

3 Batch Reweighting Algorithm

In this section we describe the proposed sample reweighting algorithm that relies on mini-batch statistics.

3.1 Problem Formulation and Notation

Under label noise, the labels provided in the training set may be ‘wrong’ and we want a classifier whose test error with respect to ‘correct’ labels is good. We begin by making this more precise and introducing our notation.

Consider a K -class problem with \mathcal{X} as the feature/pattern space and $\mathcal{Y} = \{0, 1\}^K$ as the label space. We assume all labels are one-hot vectors and denote by e_k the one-hot vector corresponding to class k . Let $S^c = \{(x_i, y_i^c), i = 1, 2, \dots, m\}$ be iid samples drawn according to a distribution \mathcal{D} on $\mathcal{X} \times \mathcal{Y}$. Let us assume we are interested in learning a classifier that does well on a test set drawn according to \mathcal{D} . We can do so if we are given S^c as training set. However, we do not have access to this training set and what we have is a training set $S = \{(x_i, y_i), i = 1, 2, \dots, m\}$ drawn according to a distribution \mathcal{D}_η . The y_i here are the ‘corrupted’ labels and they are related to y_i^c , the ‘correct’ labels through

$$P[y_i = e_{k'} \mid y_i^c = e_k] = \eta_{kk'}$$

The $\eta_{kk'}$ are called noise rates. (In general the above probability can depend on the feature vector, x_i , too though we do not consider that possibility in this paper). $\eta_{kk'}$ gives the probability of label k getting changed into label k' . We call this general model as class conditional noise because here the probability of label corruption depends on the original label. A special case of this is the so called symmetric noise where we assume $\eta_{kk} = (1 - \eta)$ and $\eta_{kk'} = \frac{\eta}{K-1}, \forall k' \neq k$. Here, η represents the probability of a ‘wrong’ label. Symmetric noise corresponds to the case where the corrupted label is equally likely to be any other label.

We can represent $\eta_{kk'}$ as a matrix and we assume it is diagonal dominant (that is, $\eta_{kk} > \eta_{kk'}, \forall k' \neq k$). Note that this is true for symmetric noise if $\eta < \frac{K-1}{K}$. Under this condition, if we take all patterns labelled by a specific class in the label-corrupted training set, then patterns that truly belong to that specific class are still in majority in that set. (Note that, for a 10-class problem with symmetric noise, this condition is satisfied if $\eta < 0.9$).

Now the problem of robust learning under label noise can be stated as follows: We want to learn a classifier for the distribution \mathcal{D} but given training data drawn from \mathcal{D}_η .

We denote by $f(\cdot; \theta)$ a classifier function parameterized by θ . We assume that the neural network classifiers that we use have softmax output layer. Hence, while the training set labels, y_i , are one-hot vectors, we will have $f(x; \theta) \in \Delta^{K-1}$, where $\Delta^{K-1} \subset [0, 1]^K$ is the probability simplex. We denote by $\mathcal{L}(f(x; \theta), y)$ the loss function used for the classifier training which in our case is the CCE loss.

3.2 Adaptive Curriculum through Batch Statistics

General curriculum learning can be viewed as minimization of a weighted loss [13, 17]:

$$\min_{\theta, \mathbf{w} \in [0, 1]^m} \mathcal{L}_{\text{wtd}}(\theta, \mathbf{w}) = \sum_{i=1}^m w_i \mathcal{L}(f(\mathbf{x}_i; \theta), y_i) + G(\mathbf{w}) + \beta \|\theta\|^2$$

where $G(\mathbf{w})$ represents the curriculum. Since one normally employs SGD for learning, we will take m here to be the size of a mini-batch. One simple choice for the curriculum is [17] $G(\mathbf{w}) = -\lambda \|\mathbf{w}\|_1$, $\lambda > 0$. Putting this in the above, omitting the regularization term and taking $l_i = \mathcal{L}(f(\mathbf{x}_i; \theta), y_i)$, the optimization problem becomes

$$\begin{aligned} \min_{\theta, \mathbf{w} \in [0, 1]^m} \mathcal{L}_{\text{wtd}}(\theta, \mathbf{w}) &= \sum_{i=1}^m (w_i l_i - \lambda w_i) \\ &= \sum_{i=1}^m (w_i l_i + (1 - w_i) \lambda) - m \lambda \end{aligned}$$

Under the usual assumption that loss function is non-negative, for the above problem, the optimal \mathbf{w} for any fixed θ is: $w_i = 1$ if $l_i < \lambda$ and $w_i = 0$ otherwise. If we want an adaptive curriculum, we want λ to be dynamically adjusted based on the current state of learning. First, let us consider the

case where we make λ depend on the class label. The optimization problem becomes

$$\begin{aligned} \min_{\theta, \mathbf{w} \in [0,1]^m} \mathcal{L}_{\text{wtd}}(\theta, \mathbf{w}) &= \sum_{i=1}^m (w_i l_i - \lambda(y_i) w_i) \\ &= \sum_{j=1}^K \sum_{i: y_i=e_j} (w_i l_i - \lambda_j w_i) \\ &= \sum_{j=1}^K \sum_{i: y_i=e_j} (w_i l_i + (1 - w_i) \lambda_j) - \sum_{j=1}^K \sum_{i: y_i=e_j} \lambda_j \end{aligned}$$

where $\lambda_j = \lambda(e_j)$. As is easy to see, the optimal w_i (for any fixed θ) are still given by the same relation: for an i with $y_i = e_j$, $w_i = 1$ when $l_i < \lambda_j$. Note that this relation for optimal w_i is true even if we make λ_j a function of θ and of all \mathbf{x}_i with $y_i = e_j$. Thus we can have a truly dynamically adaptive curriculum by making these λ_j depend on all \mathbf{x}_i of that class in the mini-batch and the current θ .

The above is an interesting theoretical insight: in the Self-Paced Learning formulation [17], the nature of the final solution is same even if we make the λ parameter a function of the class-labels and also other feature vectors corresponding to that class. This gives rise to class-label-dependent thresholds on loss values. To the best of our knowledge, this direction of curriculum learning has not been explored. It would be interesting to see how we can have curriculum designs that can exploit this. Here, we are going to heuristically choose a function of class labels and feature vectors for λ .

So now the question is how we should choose these λ_j . As we mentioned earlier, we want these to be determined by the statistics of loss values in the mini-batch.

Consider those i for which $y_i = e_j$. We would be setting $w_i = 1$ and hence use this example to update θ in this minibatch if this $l_i < \lambda_j$. We want λ_j to be fixed based on the observed loss values of this mini-batch. Since there is sufficient empirical evidence that we tend to learn the clean samples before overfitting to the noisy ones, some quantile or similar statistic of the set of observed loss values in the mini-batch (among patterns labelled with a specific class) would be a good choice for λ_j .

Since we are using CCE loss, we have $l_i = -\ln(f_j(x_i; \theta))$ and as the network has softmax output layer, $f_j(x_i; \theta)$ is the posterior probability of class- j under current θ for x_i . Since the loss and this posterior probability are inversely related, our criterion for selection of an example could be that the assigned posterior probability is above a threshold which is some statistic of the observed posterior probabilities in the mini-batch. In this paper we take the statistic to be mean plus one standard deviation. (This choice does not appear to be too critical and we got comparable results with median as the statistic)

We can sum up the above discussion of our method of adaptive curriculum based on mini-batch statistics as follows. In any mini-batch we set the weights for samples as

$$w_i = \begin{cases} 1 & \text{if } f_{y_i}(x_i; \theta) \geq \frac{1}{|\mathcal{S}_{y_i}|} \sum_{s \in \mathcal{S}_{y_i}} f_{y_s}(x_s; \theta) + \sigma_{y_i} \\ 0 & \text{else} \end{cases} \quad (1)$$

where $\mathcal{S}_{y_i} = \{k \in [m] \mid y_k = y_i\}$ and σ_{e_j} indicates the sample variance of the class posterior probabilities for class- j in the given mini-batch.

Algorithm Implementation

Keeping in mind that the neural networks are trained in a mini-batch manner, Algorithm 1 consists of three parts: i.) computing sample selection threshold, $K_{C \times 1}$ for a given mini-batch of data (Step 8), ii.) sample selection based on this threshold (Steps 9-13) as per Equation 1, and iii.) parameter updation using these selected samples (Step 14).

4 Experiments on Noisy Dataset

Dataset: We demonstrate the effectiveness of the proposed algorithm on two benchmark image datasets: MNIST and CIFAR10. These data sets are used to benchmark almost all algorithms for

Algorithm 1 Batch REweighting (BARE) Algorithm

```
1: Input: noisily labelled dataset  $\mathcal{D}_\eta$ , # of classes  $K$ , # of epochs  $T_{max}$ , learning rate  $\alpha$ 
2: Initialize: Network parameters,  $\theta_0$ 
3: for  $t = 0$  to  $T_{max} - 1$  do
4:   Shuffle the training dataset  $\mathcal{D}_\eta$ 
5:   for  $i = 1$  to  $|\mathcal{D}_\eta|/|\mathcal{M}|$  do
6:     Draw a mini-batch  $\mathcal{M}$  from  $\mathcal{D}_\eta$ 
7:      $\mathcal{R} \leftarrow \phi$  /* selected samples in  $\mathcal{M}$  */
8:     For  $\mathcal{M}$ , compute vector,  $\Lambda_{K \times 1}$  where  $\Lambda_p = \frac{1}{|\mathcal{S}_p|} \sum_{s \in \mathcal{S}_p} f_p(\mathbf{x}_s; \theta_t) + \sigma_p$  /*(Eq. 1), average posterior probability */
9:     for each  $\mathbf{x} \in \mathcal{M}$  do
10:      if  $f_{y_{\mathbf{x}}}(\mathbf{x}; \theta_t) \geq \Lambda_{y_{\mathbf{x}}}$  then
11:         $\mathcal{R} \leftarrow \mathcal{R} \cup (\mathbf{x}, y_{\mathbf{x}})$  /* Select sample */
12:      end if
13:    end for
14:     $\theta_{t+1} = \theta_t - \alpha \nabla \left( \frac{1}{|\mathcal{R}|} \sum_{(\mathbf{x}, y_{\mathbf{x}}) \in \mathcal{R}} \mathcal{L}(\mathbf{x}, y_{\mathbf{x}}; \theta_t) \right)$  /* parameter updates */
15:  end for
16:   $t \leftarrow t + 1$ 
17: end for
18: Output:  $\theta_t$ 
```

robust learning under label noise and we briefly describe the data sets. (The details of data sets are given in Table 1). MNIST contains 60,000 training images and 10,000 test images (of size 28×28) with 10 classes. CIFAR-10 contains 50,000 training images and 10,000 test images (of size 32×32) with 10 classes.

We test the algorithms on two types of label noise: symmetric and class-conditional label noise. In symmetric label noise, each label is randomly flipped to any of the remaining classes with equal probability, whereas for class-conditional noise, label flipping is done in a set of similar classes. For the simulations here, for MNIST, the following flipping is done: $1 \leftarrow 7$, $2 \rightarrow 7$, $3 \rightarrow 8$, and $5 \leftrightarrow 6$. Similarly, for CIFAR10, the following flipping is done: TRUCK \rightarrow AUTOMOBILE, BIRD \rightarrow AIRPLANE, DEER \rightarrow HORSE, CAT \leftrightarrow DOG. We use this type of noise because that is arguably a more realistic scenario and also because it is the type of noise, in addition to symmetric noise, that other algorithms for learning under label noise have used. Apart from this, we also provide results with an arbitrary noise rate matrix. For all the datasets, 80% of the training set is used for training and, from the remaining 20% data, we sample 1000 images that constitute the validation set.

We also experiment with the Clothing-1M dataset [39] which is a large-scale dataset obtained by scrapping off the web for different images related to clothing. It contains noise that can be characterized as somewhat close to feature-dependent noise, the most generic kind of label noise. An estimated 40% images have noisy labels. The training dataset contains 1 million images and the number of classes are 14. There are additional training, validation, and test sets of 50k, 14k, and 10k images respectively with clean labels. Since there's a class imbalance, following similar procedure as in existing baselines, we use 260k images from the original noisy training set for training while ensuring equal number of images per class in the set and test set of 10k images for performance evaluation.

Data Augmentations: For MNIST we use no data augmentation. For CIFAR-10 we do a random cropping with padding of 4, and random horizontal flips. For Clothing-1M we do random cropping while ensuring image size is fixed.

Table 1: Dataset details

	TRAIN SIZE	TEST SIZE	# CLASS	SIZE
MNIST	60,000	10,000	10	28×28
CIFAR-10	50,000	10,000	10	32×32
CLOTHING-1M	10,00,000	10,000	14	224×224

Baselines:We compare the proposed algorithm with the following algorithms from literature:

- (1.) Co-Teaching (CoT) [8] which involves cross-training of two similar networks by selecting a fraction (dependent on noise rates) of low loss valued samples;
- (2.) Co-Teaching+ (CoT+) [42] which improves upon CoT with the difference being sample selection only from the subset upon which the two networks’ predictions disagree;
- (3.) Meta-Ren (MR) [31], which involves meta-learning of sample weights on-the-fly by comparing gradients for clean and noisy data;
- (4.) Meta-Net (MN) [32], which improves upon MR by explicitly learning sample weights via a separate neural network;
- (5.) Curriculum Loss (CL) [21], which involves a curriculum for sample selection based on (estimated) noise rates;
- (6.) Standard (CCE), which is the usual training through empirical risk minimization with cross-entropy loss (using the data with noisy labels).

Among these baselines, CoT, CoT+, and CL are sample selection algorithms that require knowledge of noise rates. The algorithms CoT+ and CL need a few initial iterations without any sample selection as a warm-up period; we used 5 epochs and 10 epochs as warm up period during training for MNIST and CIFAR-10 respectively. MR and MN assume access to a small set of clean validation data. Because of this, and for a fair comparison among all the baselines, a clean validation set of 1000 samples is used in case of MR and MN, and the same set of samples but with the noisy labels is used for the rest of the algorithms including the proposed one.

Network architectures & Optimizers: While most algorithms for learning under label noise use MNIST and CIFAR10 data, different algorithms use different network architectures. Here we have decided to use small networks that give state of art performance on clean data and investigate the robustness we get by using our algorithm. We use one MLP and one CNN architecture. For MNIST we train a 1-hidden layer fully-connected network with Adam (learning rate = 2×10^{-4} and a learning rate scheduler: ReduceLRonPlateau). (This is same as the network used for Co-Teaching and Co-Teaching+ [8, 42]). For CIFAR-10 we train a 4-layer CNN with Adam [14] (learning rate = 2×10^{-3} and a learning rate scheduler: ReduceLRonPlateau). All networks are trained for 200 epochs. For MR, SGD optimizer with momentum 0.9 and learning rate of 1×10^{-3} is used as the meta-optimizer. For MN, SGD optimizer with learning rate of 2×10^{-3} is used as meta-optimizer. For CL, soft hinge loss is used as suggested in [21] instead of cross-entropy loss. Rest of the algorithms implemented in this chapter use cross-entropy loss. All the simulations are run for 5 trials. A pre-trained ResNet-50 is used for training on Clothing-1M with SGD (learning rate of 1×10^{-3} that is halved at epochs 6 and 11) with a weight decay of 1×10^{-3} and momentum 0.9 for 14 epochs. All experiments use PyTorch [27], NumPy [9], scikit-learn [29], and NVIDIA Titan X Pascal GPU with CUDA 10.0. Table 2 contains details about the network architecture used for training on MNIST and CIFAR-10 datasets. These settings of optimizer, learning rate, and learning rate scheduler were found to work the best for our experimental and hardware setup. All the codes for these experiments are available here: https://github.com/dbp1994/masters_thesis_codes

Performance Metrics: For all algorithms we compare test accuracies on a separate test set with clean labels. The main idea in all sample selection schemes is to identify noisy labels. Hence, in addition to test accuracies, we also compare precision ($\# \text{ clean labels selected} / \# \text{ of selected labels}$) and recall ($\# \text{ clean labels selected} / \# \text{ of clean labels in the data}$) in identifying noisy labels.

4.1 Discussion of Results

4.1.1 Performance on MNIST

Figure 1 shows the evolution of test accuracy (with training epochs) under symmetric ($\eta \in \{0.5, 0.7\}$) and class conditional ($\eta = 0.45$) label noise for different algorithms. We can see from the figure that the proposed algorithm outperforms the baselines for symmetric noise. For the case of class-conditional noise, the test accuracy of the proposed algorithm is marginally less than the best of the baselines, namely CoT and MR.

Table 2: Network Architectures used for training on MNIST and CIFAR-10 datasets

MNIST	CIFAR-10
DENSE $28 \times 28 \rightarrow 256$	3×3 CONV., 64 RELU, STRIDE 1, PADDING 1
	BATCH NORMALIZATION
	2×2 MAX POOLING, STRIDE 2
	3×3 CONV., 128 RELU, STRIDE 1, PADDING 1
	BATCH NORMALIZATION
	2×2 MAX POOLING, STRIDE 2
	3×3 CONV., 196 RELU, STRIDE 1, PADDING 1
	BATCH NORMALIZATION
DENSE $256 \rightarrow 10$	3×3 CONV., 16 RELU, STRIDE 1, PADDING 1
	BATCH NORMALIZATION
	2×2 MAX POOLING, STRIDE 2
	DENSE $256 \rightarrow 10$

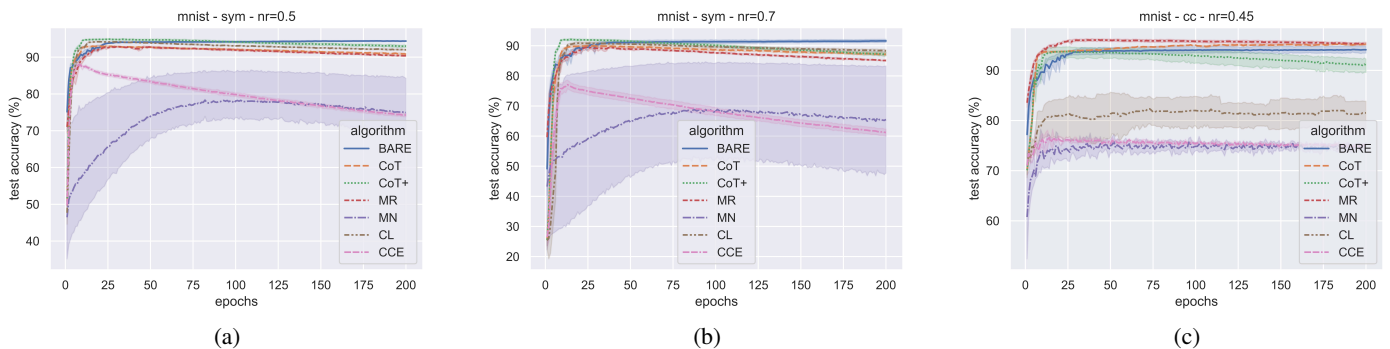


Figure 1: Test Accuracies - MNIST - Symmetric (a & b) & Class-conditional (c) Label Noise

Figure 1 showed the evolution of test accuracies with epochs. We tabulate the final test accuracies of all algorithms in Tables 3 – 5. The best two results are in bold. These are accuracies achieved at the end of training. For CoT [8] and CoT+ [42], we show accuracies only of that network which performs the best out of the two that are trained.

Table 3: Test Accuracy (%) for MNIST - $\eta = 0.5$ (symmetric)

ALGORITHM	TEST ACCURACY
CoT [8]	90.80 ± 0.18
CoT+ [42]	93.17 ± 0.3
MR [31]	90.39 ± 0.07
MN [32]	74.94 ± 9.56
CL [21]	92.00 ± 0.26
CCE	74.30 ± 0.55
BARE (OURS)	94.38 ± 0.13

4.1.2 Performance on CIFAR-10

Figure 2 shows the test accuracies of the various algorithms as the training progresses for both symmetric ($\eta \in \{0.3, 0.7\}$) and class-conditional ($\eta = 0.4$) label noise. We can see from the figure that the proposed algorithm outperforms the baseline schemes and its test accuracies are uniformly good for all types of label noise.

It is to be noted that while test accuracies for our algorithm stay saturated after attaining maximum performance, the other algorithms’ performance seems to deteriorate as can be seen in the form of

Table 4: Test Accuracy (%) for MNIST - $\eta = 0.7$ (symmetric)

ALGORITHM	TEST ACCURACY
CoT [8]	87.17 \pm 0.45
CoT+ [42]	87.26 \pm 0.67
MR [31]	85.10 \pm 0.28
MN [32]	65.52 \pm 21.35
CL [21]	88.28 \pm 0.45
CCE	61.19 \pm 1.29
BARE (OURS)	91.61 \pm 0.60

Table 5: Test Accuracy (%) for MNIST - $\eta = 0.45$ (class-conditional)

ALGORITHM	TEST ACCURACY
CoT [8]	95.20 \pm 0.22
CoT+ [42]	91.10 \pm 1.51
MR [31]	95.40 \pm 0.31
MN [32]	75.03 \pm 0.59
CL [21]	81.52 \pm 3.27
CCE	74.96 \pm 0.21
BARE (OURS)	94.11 \pm 0.77

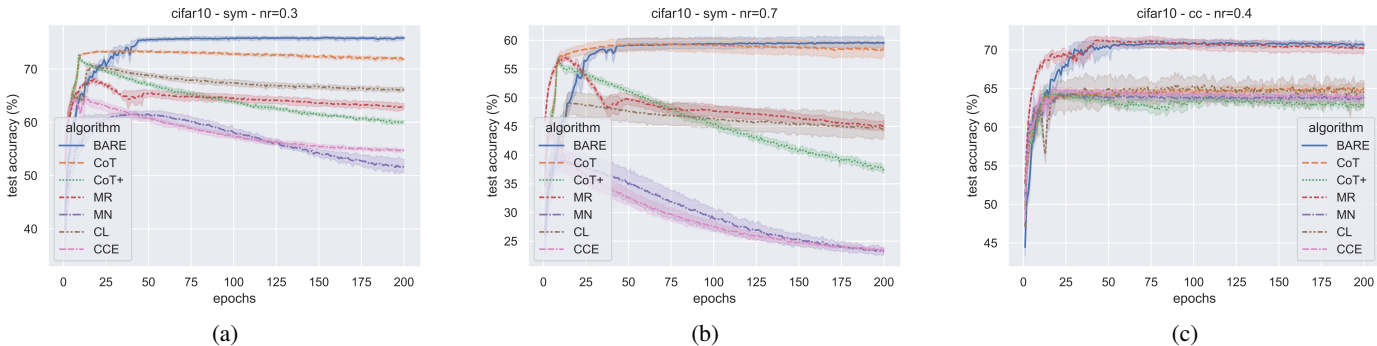


Figure 2: Test Accuracies - CIFAR10 - Symmetric (a & b) & Class-conditional (c) Label Noise

accuracy dips towards the end of training. This suggests that our proposed algorithm doesn't let the network overfit even after long durations of training unlike the case with other algorithms.

All the algorithms, except the proposed one, have hyperparameters (in the sample selection/weighting method) and the accuracies reported here are for the best possible hyperparameter values obtained through tuning. The MR and MN algorithms are particularly sensitive to hyperparameter values in the meta learning algorithm. In contrast, BARE has no hyperparameters for the sample selection and hence no such tuning is involved.

As in the case of MNIST, we tabulate the final test accuracies of all algorithms on CIFAR in Tables 6 – 8. The best two results are in bold.

It may be noted from the tables giving test accuracies on MNIST and CIFAR-10, that sometimes the standard deviation in the accuracy for MN is high. As we mentioned earlier, we noticed that MN is very sensitive to the tuning of hyper parameters. While we tried our best to tune all the hyper parameters, may be the final ones we found for these cases are still not the best and that is why the standard deviation is high.

Table 6: Test Accuracy (%) for CIFAR-10 - $\eta = 0.3$ (symmetric)

ALGORITHM	TEST ACCURACY
CoT [8]	71.72 \pm 0.30
CoT+ [42]	60.14 \pm 0.35
MR [31]	62.96 \pm 0.70
MN [32]	51.65 \pm 1.49
CL [21]	66.124 \pm 0.45
CCE	54.83 \pm 0.28
BARE (OURS)	75.85 \pm 0.41

Table 7: Test Accuracy (%) for CIFAR-10 - $\eta = 0.7$ (symmetric)

ALGORITHM	TEST ACCURACY
CoT [8]	58.95 \pm 1.31
CoT+ [42]	37.69 \pm 0.70
MR [31]	45.14 \pm 1.04
MN [32]	23.23 \pm 0.65
CL [21]	44.82 \pm 2.42
CCE	23.46 \pm 0.37
BARE (OURS)	59.53 \pm 1.12

Table 8: Test Accuracy (%) for CIFAR-10 - $\eta = 0.4$ (class-conditional)

ALGORITHM	TEST ACCURACY
CoT [8]	65.26 \pm 0.78
CoT+ [42]	63.05 \pm 0.39
MR [31]	70.27 \pm 0.77
MN [32]	63.84 \pm 0.41
CL [21]	64.48 \pm 2.02
CCE	64.06 \pm 0.32
BARE (OURS)	70.63 \pm 0.46

Table 9: Algorithm run times for training (in seconds)

ALGORITHM	MNIST	CIFAR10
BARE	310.64	930.78
CoT	504.5	1687.9
CoT+	537.7	1790.57
MR	807.4	8130.87
MN	1138.4	8891.6
CL	730.15	1254.3
CCE	229.27	825.68

4.1.3 Efficiency of BARE

Table 9 shows the typical run times for 200 epochs of training with all the algorithms. It can be seen from the table that the proposed algorithm takes roughly the same time as the usual training with CCE loss whereas all other baselines are significantly more expensive computationally. In case of MR and MN, the run times are around 8 times that of the proposed algorithm for CIFAR-10.

4.1.4 Performance on Clothing1M

The results are summarized in Table 10. We report the baseline accuracies as observed in the corresponding papers. And, for this reason, the baselines with which we compare our results are different. These are the baselines that have reported results on this dataset. It shows that that even for datasets used in practice which have label noise that isn't synthetic unlike the symmetric and class-conditional label noise used for aforementioned simulations, the proposed algorithm performs better than all but one baselines. However, it is to be noted that DivideMix requires about 2.4 times the computation time required for BARE. In addition to this, DivideMix requires tuning of 5 hyperparameters whereas no such tuning is required for BARE.

Table 10: Test accuracies on Clothing-1M dataset

ALGORITHM	TEST ACCURACY (%)
CCE	68.94
D2L [23]	69.47
GCE [45]	69.75
FORWARD [28]	69.84
CoT [8] ¹	70.15
JoCoR [37]	70.30
SEAL [6]	70.63
DY [2]	71.00
SCE [35]	71.02
LRT [46]	71.74
PTD-R-V [38]	71.67
JOINT OPT. [34]	72.23
BARE (OURS)	72.28
DIVIDEMIX [19]	74.76

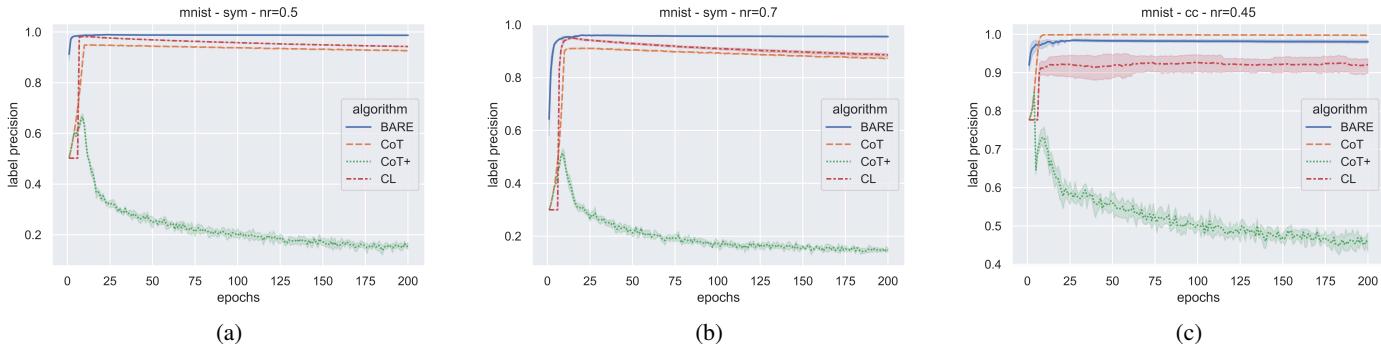


Figure 3: Label Precision - MNIST - Symmetric (a & b) & Class-conditional (c) Label Noise

4.1.5 Efficacy of detecting clean samples

Figure 3 and Figure 4 show the label precision (across epochs) of the various algorithms on MNIST and CIFAR-10 respectively. One can see from these figures that BARE has comparable or better precision. Thus, compared to other sample selection algorithms, a somewhat higher fraction of samples selected for training by BARE have clean labels. Figure 5 show the label recall values for CoT, CoT+, CL, and BARE for MNIST (5(a)) and CIFAR-10 (5(b) & 5(c)). It can be noted that BARE consistently achieves better recall values compared to the baselines. Higher recall values indicate that the algorithm is able to identify clean samples more reliably. This is useful, for example, to employ a label cleaning algorithm on the samples flagged as noisy (i.e., not selected) by BARE. CoT+ selects a fraction of samples where two networks disagree and, hence, after the first few epochs, it selects very few samples (~ 3000) in each epoch. Since these are samples in which the networks disagree, a good fraction of them may have noisy labels. This may be the reason for the poor precision

¹as reported in [6]

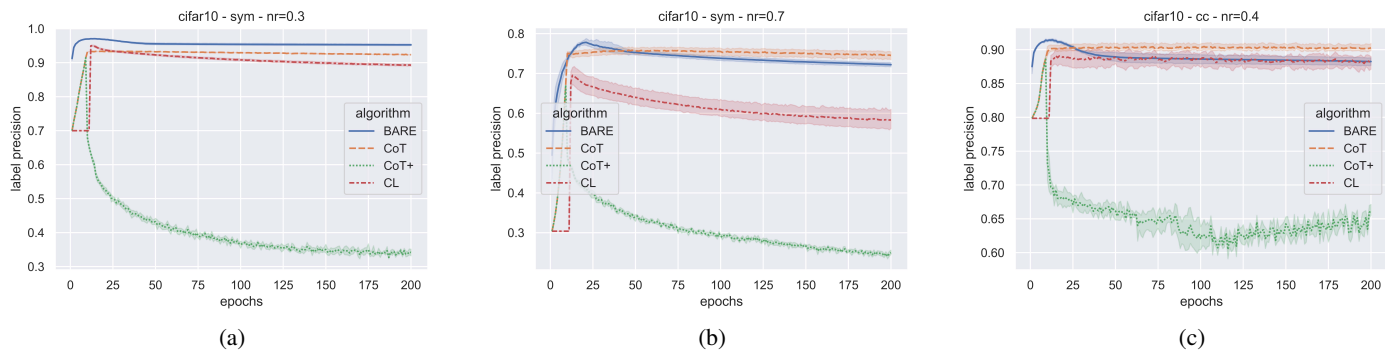


Figure 4: Label Precision - CIFAR10 - Symmetric (a & b) & Class-conditional (c) Label Noise

and recall values of CoT+ as seen in these figures. This can be seen from Figure 6 as well which shows the fraction of samples chosen by the sample selection algorithms as epochs go by for MNIST & CIFAR-10 dataset. For instance, It can be noted from Figure 6(c) that, as noise rate is to be supplied to CoT and CL, they select $1 - \eta = 0.6$ fraction of data with every epoch. Whereas, in case of CoT+, the samples where the networks disagree is small because of the training dynamics and as a result, after a few epochs, it consistently selects very few samples. Since the noise is class-conditional, even though $\eta = 0.4$, the actual amount of label flipping is $\sim 20\%$. And this is why it's interesting to note that BARE leads to an approximate sample selection ratio of 80%. As is evident from these figures, BARE is able to identify higher fraction of clean samples effectively even without the knowledge of noise rates.

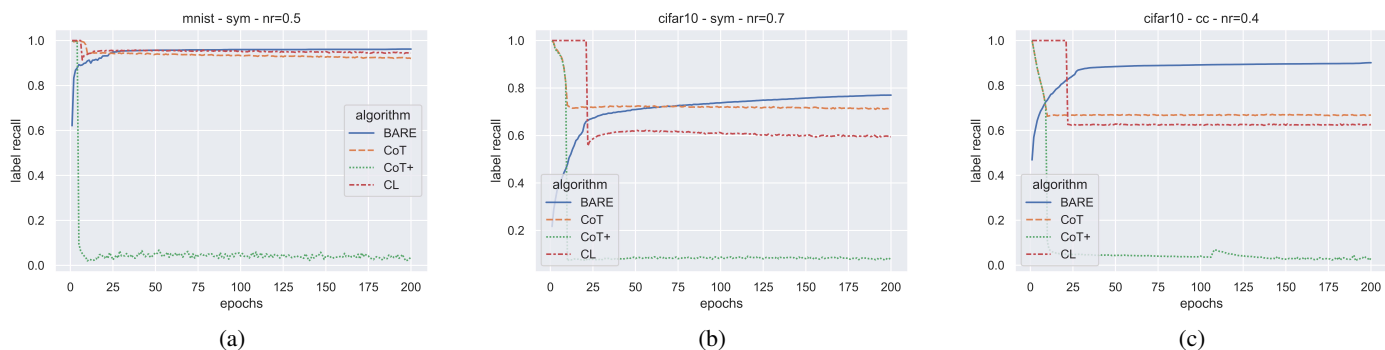


Figure 5: Label Recall - Symmetric (a & b) & Class-conditional (c) Label Noise

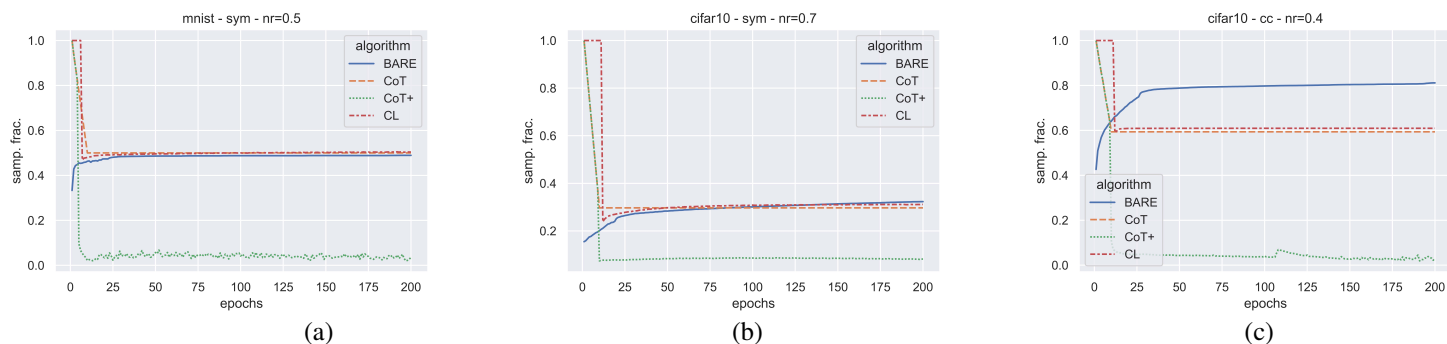


Figure 6: (a): Sample fraction values for $\eta = 0.5$ (symmetric noise) on MNIST, (b): Sample fraction values for $\eta = 0.7$ (symmetric noise) on CIFAR-10, (c): sample fraction values for $\eta = 0.4$ (class-conditional noise) on CIFAR-10

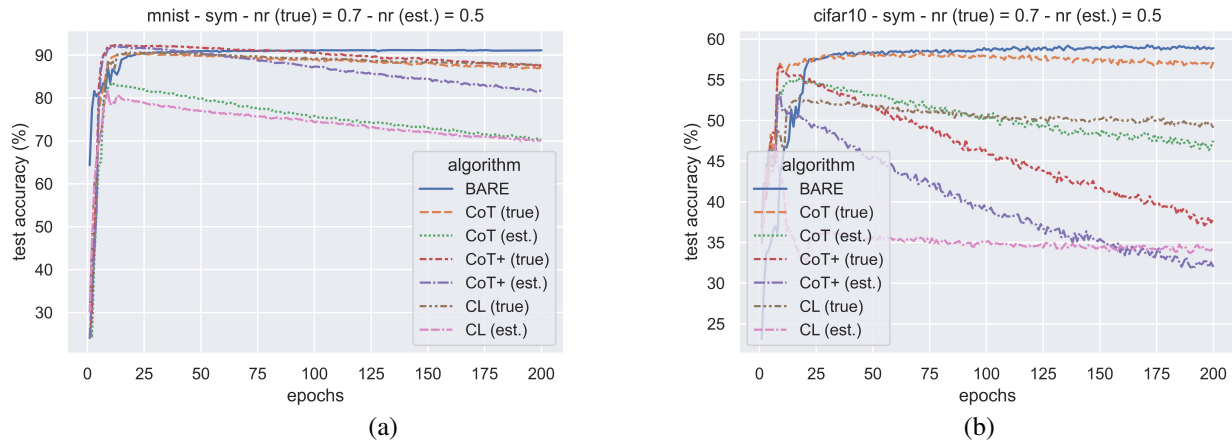


Figure 7: Test accuracies when estimated (symmetric) noise rate, $\eta = 0.5$, and true noise rate, $\eta = 0.7$, for (a): MNIST & (b): CIFAR-10

While *test accuracies* and *label precision* values do demonstrate the effectiveness of algorithms for this study, it’s also instructive and essential to look at the *label recall* values as one may want to know if and when one needs to perform the tasks of cleaning/rectifying the noisy labels apart from sample selection. Label recall also tells us how poorly a sample selection algorithm performs when it comes to selecting reliable, clean samples. Figure 5 show the label recall values for CoT, CoT+, CL, and BARE for MNIST and CIFAR10. It can be noted that the proposed algorithm consistently performs better by exhibiting high recall values compared to the baselines.

4.1.6 Sensitivity to noise rates

Some of the baselines schemes such as CoT, CoT+, and CL require knowledge of true noise rates beforehand. This information is typically unavailable in practice. One can estimate the noise rates but there would be inevitable errors in estimation. Figure 7 shows the effect of mis-specification of noise rates for these 3 baselines schemes. As can be seen from these figures, while the algorithms can exhibit robust learning when the true noise rate is known, the performance deteriorates if the estimated noise rate is erroneous. Obviously, BARE does not have this issue because it does not need any information on noise rate.

4.1.7 Results on Arbitrary Noise Matrix

Earlier, we showed results for special cases of class-conditional noise. There the noise rate is still specifiable by a single number and there is a pre-fixed pairs of classes that can be confused with each other. As explained earlier, we have used this type of noise because that was what was used in literature.

We now provide results for class-conditional noise with an arbitrary, diagonally-dominant noise matrix. We show the noise matrices above. These noise matrices are chosen arbitrarily. However, as can be seen, now in each row more than two entries can be non-zero.

The results obtained with different algorithms are shown in Tables 11–14. As mentioned earlier, algorithms CoT, CoT+ and CL need knowledge of noise rate. With an arbitrary noise matrix, it is not clear what number can be supplied as the noise rate for these algorithms, even if we know all the noise rates. For these simulations, $\eta = 0.45$ and $\eta = 0.4$ are supplied as the estimated noise rates to CoT, CoT+, and CL baselines for MNIST and CIFAR-10 respectively. In the tables, the best two results are in bold. It can be seen that the proposed algorithm continues to perform well.

$$\begin{bmatrix} 1 & 0 & 0 & 0 & 0 & 0 & 0 & 0 & 0 & 0 \\ 0 & 1 & 0 & 0 & 0 & 0 & 0 & 0 & 0 & 0 \\ 0 & 0 & 0.6 & 0 & 0 & 0 & 0 & 0.3 & 0 & 0.1 \\ 0 & 0 & 0 & 0.5 & 0 & 0.1 & 0 & 0 & 0.4 & 0 \\ 0 & 0 & 0 & 0 & 1 & 0 & 0 & 0 & 0 & 0 \\ 0 & 0 & 0 & 0 & 0.15 & 0.55 & 0.3 & 0 & 0 & 0 \\ 0 & 0 & 0 & 0 & 0 & 0.35 & 0.55 & 0.10 & 0 & 0 \\ 0 & 0.25 & 0 & 0 & 0 & 0 & 0 & 0.5 & 0 & 0.25 \\ 0 & 0 & 0 & 0 & 0 & 0 & 0 & 0 & 1 & 0 \\ 0 & 0 & 0 & 0 & 0 & 0 & 0 & 0 & 0 & 1 \end{bmatrix}$$

Arbitrary Noise Matrix for MNIST

$$\begin{bmatrix} 1 & 0 & 0 & 0 & 0 & 0 & 0 & 0 & 0 & 0 \\ 0 & 1 & 0 & 0 & 0 & 0 & 0 & 0 & 0 & 0 \\ 0.2 & 0 & 0.7 & 0 & 0 & 0 & 0.1 & 0 & 0 & 0 \\ 0.1 & 0 & 0 & 0.6 & 0 & 0.1 & 0 & 0 & 0.2 & 0 \\ 0 & 0.1 & 0.1 & 0 & 0.7 & 0 & 0 & 0.1 & 0 & 0 \\ 0 & 0 & 0 & 0.1 & 0 & 0.6 & 0 & 0 & 0 & 0.3 \\ 0 & 0 & 0 & 0 & 0 & 0 & 1 & 0 & 0 & 0 \\ 0 & 0 & 0 & 0 & 0 & 0 & 0 & 1 & 0 & 0 \\ 0 & 0 & 0 & 0 & 0 & 0 & 0 & 0 & 1 & 0 \\ 0 & 0.1 & 0 & 0 & 0 & 0 & 0 & 0.1 & 0 & 0.8 \end{bmatrix}$$

Arbitrary Noise Matrix for CIFAR-10

Table 11: Test Accuracy (%) for MNIST - $\eta_{est} = 0.45$ (arbitrary noise matrix)

ALGORITHM	TEST ACCURACY
CoT [8]	95.3
CoT+ [42]	93.07
CL [21]	88.41
BARE (OURS)	95.02

Table 12: Avg. Test Accuracy (last 10 epochs) (%) for MNIST - $\eta_{est} = 0.45$ (arbitrary noise matrix)

ALGORITHM	AVG. TEST ACCURACY (LAST 10 EPOCHS)
CoT [8]	95.22
CoT+ [42]	93.08
CL [21]	88.56
BARE (OURS)	95.03

Table 13: Test Accuracy (%) for CIFAR10 - $\eta_{est} = 0.4$ (arbitrary noise matrix)

ALGORITHM	TEST ACCURACY
CoT [8]	71.92
CoT+ [42]	68.56
CL [21]	72.12
BARE (OURS)	76.22

5 Conclusions

We propose an adaptive, data-dependent sample selection scheme, BARE, for robust learning in the presence of label noise. The algorithm relies on statistics of assigned posterior probabilities of all

Table 14: Avg. Test Accuracy (last 10 epochs) (%) for CIFAR10 - $\eta_{est} = 0.4$ (arbitrary noise matrix)

ALGORITHM	AVG. TEST ACCURACY (LAST 10 EPOCHS)
CoT [8]	71.86
CoT+ [42]	68.99
CL [21]	72.27
BARE (OURS)	75.96

samples in a mini-batch to select samples from that minibatch. The mini-batch statistics are used as proxies for determining current state of learning here. Unlike other algorithms in literature, BARE neither needs an extra data set with clean labels nor does it need any knowledge of the noise rates. Further it has no hyperparameters in the selection algorithm. Comparisons with baseline schemes on benchmark datasets show the effectiveness of the proposed algorithm both in terms of performance metrics and computational complexity.

The current algorithms for sample selection in literature rely on heuristics such as cross-training multiple networks or meta-learning of sample weights which is often computationally expensive. They also need knowledge of noise rates or some data with clean labels which may not be easily available. From the results shown here, it seems that relying on the current state of learning via batch statistics alone is helping the proposed algorithm confidently pick out the clean data and ignore the noisy data (without even the need for cross training of two networks). This, combined with the fact that there are no hyperparameters to tune, shows the advantage that BARE can offer for robust learning under label noise.

Acknowledgements

We thank NVIDIA for providing us with NVIDIA Titan X Pascal & Maxwell GPUs.

References

- [1] Eric Arazo, Diego Ortego, Paul Albert, Noel O’Connor, and Kevin McGuinness. Unsupervised label noise modeling and loss correction. In *International Conference on Machine Learning*, pages 312–321. PMLR, 2019. 3
- [2] Eric Arazo, Diego Ortego, Paul Albert, Noel O’Connor, and Kevin McGuinness. Unsupervised label noise modeling and loss correction. In *International Conference on Machine Learning*, pages 312–321. PMLR, 2019. 11
- [3] Devansh Arpit, Stanislaw Jastrzebski, Nicolas Ballas, David Krueger, Emmanuel Bengio, Maxinder S Kanwal, Tegan Maharaj, Asja Fischer, Aaron Courville, Yoshua Bengio, et al. A closer look at memorization in deep networks. In *International Conference on Machine Learning*, pages 233–242. PMLR, 2017. 2
- [4] Yoshua Bengio, Jérôme Louradour, Ronan Collobert, and Jason Weston. Curriculum learning. In *Proceedings of the 26th annual international conference on machine learning*, pages 41–48, 2009. 1, 3
- [5] Nontawat Charoenphakdee, Jongyeong Lee, and Masashi Sugiyama. On symmetric losses for learning from corrupted labels. In *International Conference on Machine Learning*, pages 961–970. PMLR, 2019. 1
- [6] Pengfei Chen, Junjie Ye, Guangyong Chen, Jingwei Zhao, and Pheng-Ann Heng. Beyond class-conditional assumption: A primary attempt to combat instance-dependent label noise. *arXiv preprint arXiv:2012.05458*, 2020. 11
- [7] Aritra Ghosh, Himanshu Kumar, and PS Sastry. Robust loss functions under label noise for deep neural networks. In *Proceedings of the Thirty-First AAAI Conference on Artificial Intelligence*, pages 1919–1925, 2017. 1, 3
- [8] Bo Han, Quanming Yao, Xingrui Yu, Gang Niu, Miao Xu, Weihua Hu, Ivor Tsang, and Masashi Sugiyama. Co-teaching: Robust training of deep neural networks with extremely noisy labels. In *Advances in neural information processing systems*, pages 8527–8537, 2018. 1, 2, 3, 7, 8, 9, 10, 11, 14, 15
- [9] Charles R Harris, K Jarrod Millman, Stéfan J van der Walt, Ralf Gommers, Pauli Virtanen, David Cournapeau, Eric Wieser, Julian Taylor, Sebastian Berg, Nathaniel J Smith, Robert Kern, Matti Picus, Stephan Hoyer, Marten H. van Kerkwijk, Matthew Brett, Allan Haldane, Jaime Fernández del Río, Mark Wiebe, Pearu Peterson, Pierre Gérard-Marchant, Kevin Sheppard, Tyler Reddy, Warren Weckesser, Hameer Abbasi, Christoph Gohlke, and Travis E. Oliphant. Array programming with NumPy. *Nature*, 585(7825):357–362, Sept. 2020. 7

- [10] Simon Jenni and Paolo Favaro. Deep bilevel learning. In *Proceedings of the European conference on computer vision (ECCV)*, pages 618–633, 2018. 2
- [11] Lu Jiang, Deyu Meng, Shou-I Yu, Zhenzhong Lan, Shiguang Shan, and Alexander Hauptmann. Self-paced learning with diversity. In *Advances in Neural Information Processing Systems*, pages 2078–2086, 2014. 3
- [12] Lu Jiang, Deyu Meng, Qian Zhao, Shiguang Shan, and Alexander Hauptmann. Self-paced curriculum learning. In *Proceedings of the AAAI Conference on Artificial Intelligence*, volume 29, 2015. 3
- [13] Lu Jiang, Zhengyuan Zhou, Thomas Leung, Li-Jia Li, and Li Fei-Fei. Mentornet: Learning data-driven curriculum for very deep neural networks on corrupted labels. In *International Conference on Machine Learning*, pages 2304–2313. PMLR, 2018. 1, 2, 3, 4
- [14] Diederik P Kingma and Jimmy Ba. Adam: A method for stochastic optimization. *arXiv preprint arXiv:1412.6980*, 2014. 7
- [15] Alex Krizhevsky. *Learning Multiple Layers of Features from Tiny Images*. PhD thesis, University of Toronto, 2009. 2
- [16] H. Kumar and P. S. Sastry. Robust loss functions for learning multi-class classifiers. In *2018 IEEE International Conference on Systems, Man, and Cybernetics (SMC)*, pages 687–692, 2018. 3
- [17] M Pawan Kumar, Benjamin Packer, and Daphne Koller. Self-paced learning for latent variable models. In *Proceedings of the 23rd International Conference on Neural Information Processing Systems-Volume 1*, pages 1189–1197, 2010. 1, 3, 4, 5
- [18] Yann LeCun, Léon Bottou, Yoshua Bengio, and Patrick Haffner. Gradient-based learning applied to document recognition. *Proceedings of the IEEE*, 86(11):2278–2324, 1998. 2
- [19] Junnan Li, Richard Socher, and Steven C.H. Hoi. Dividemix: Learning with noisy labels as semi-supervised learning. In *International Conference on Learning Representations*, 2020. 3, 11
- [20] Junnan Li, Yongkang Wong, Qi Zhao, and Mohan S Kankanhalli. Learning to learn from noisy labeled data. In *Proceedings of the IEEE/CVF Conference on Computer Vision and Pattern Recognition*, pages 5051–5059, 2019. 1, 3
- [21] Yueming Lyu and Ivor W. Tsang. Curriculum loss: Robust learning and generalization against label corruption. In *International Conference on Learning Representations*, 2020. 2, 3, 7, 8, 9, 10, 14, 15
- [22] Xingjun Ma, Hanxun Huang, Yisen Wang, Simone Romano, Sarah Erfani, and James Bailey. Normalized loss functions for deep learning with noisy labels. In *International Conference on Machine Learning*, pages 6543–6553. PMLR, 2020. 3
- [23] Xingjun Ma, Yisen Wang, Michael E. Houle, Shuo Zhou, Sarah Erfani, Shutao Xia, Sudanthi Wijewickrema, and James Bailey. Dimensionality-driven learning with noisy labels. In *Proceedings of the 35th International Conference on Machine Learning*, pages 3355–3364, 2018. 2, 11
- [24] Xingjun Ma, Yisen Wang, Michael E Houle, Shuo Zhou, Sarah Erfani, Shutao Xia, Sudanthi Wijewickrema, and James Bailey. Dimensionality-driven learning with noisy labels. In *International Conference on Machine Learning*, pages 3355–3364. PMLR, 2018. 3
- [25] Eran Malach and Shai Shalev-Shwartz. Decoupling "when to update" from "how to update". In *Proceedings of the 31st International Conference on Neural Information Processing Systems*, pages 961–971, 2017. 3
- [26] Takeru Miyato, Shin-ichi Maeda, Masanori Koyama, and Shin Ishii. Virtual adversarial training: a regularization method for supervised and semi-supervised learning. *IEEE transactions on pattern analysis and machine intelligence*, 41(8):1979–1993, 2018. 3
- [27] Adam Paszke, Sam Gross, Francisco Massa, Adam Lerer, James Bradbury, Gregory Chanan, Trevor Killeen, Zeming Lin, Natalia Gimelshein, Luca Antiga, Alban Desmaison, Andreas Kopf, Edward Yang, Zachary DeVito, Martin Raison, Alykhan Tejani, Sasank Chilamkurthy, Benoit Steiner, Lu Fang, Junjie Bai, and Soumith Chintala. Pytorch: An imperative style, high-performance deep learning library. In H. Wallach, H. Larochelle, A. Beygelzimer, F. d'Alche-Buc, E. Fox, and R. Garnett, editors, *Advances in Neural Information Processing Systems 32*, pages 8024–8035. Curran Associates, Inc., 2019. 7
- [28] Giorgio Patrini, Alessandro Rozza, Aditya Krishna Menon, Richard Nock, and Lizhen Qu. Making deep neural networks robust to label noise: A loss correction approach. In *Proceedings of the IEEE Conference on Computer Vision and Pattern Recognition (CVPR)*, July 2017. 1, 3, 11
- [29] F. Pedregosa, G. Varoquaux, A. Gramfort, V. Michel, B. Thirion, O. Grisel, M. Blondel, P. Prettenhofer, R. Weiss, V. Dubourg, J. Vanderplas, A. Passos, D. Cournapeau, M. Brucher, M. Perrot, and E. Duchesnay. Scikit-learn: Machine learning in Python. *Journal of Machine Learning Research*, 12:2825–2830, 2011. 7
- [30] Scott E Reed, Honglak Lee, Dragomir Anguelov, Christian Szegedy, Dumitru Erhan, and Andrew Rabinovich. Training deep neural networks on noisy labels with bootstrapping. In *ICLR (Workshop)*, 2015. 3
- [31] Mengye Ren, Wenyuan Zeng, Bin Yang, and Raquel Urtasun. Learning to reweight examples for robust deep learning. In *Proceedings of the 35th International Conference on Machine Learning*, volume 80 of *Proceedings of Machine Learning Research*, pages 4334–4343, 2018. 1, 2, 3, 7, 8, 9, 10
- [32] Jun Shu, Qi Xie, Lixuan Yi, Qian Zhao, Sanping Zhou, Zongben Xu, and Deyu Meng. Meta-weight-net: Learning an explicit mapping for sample weighting. In *Advances in Neural Information Processing Systems*, pages 1919–1930, 2019. 1, 2, 3, 7, 8, 9, 10

- [33] Hwanjun Song, Minseok Kim, and Jae-Gil Lee. Selfie: Refurbishing unclean samples for robust deep learning. In *ICML*, pages 5907–5915, 2019. 3
- [34] Daiki Tanaka, Daiki Ikami, Toshihiko Yamasaki, and Kiyoharu Aizawa. Joint optimization framework for learning with noisy labels. In *Proceedings of the IEEE Conference on Computer Vision and Pattern Recognition*, pages 5552–5560, 2018. 1, 3, 11
- [35] Yisen Wang, Xingjun Ma, Zaiyi Chen, Yuan Luo, Jinfeng Yi, and James Bailey. Symmetric cross entropy for robust learning with noisy labels. In *Proceedings of the IEEE/CVF International Conference on Computer Vision*, pages 322–330, 2019. 1, 3, 11
- [36] Zhen Wang, Guosheng Hu, and Qinghua Hu. Training noise-robust deep neural networks via meta-learning. In *Proceedings of the IEEE/CVF Conference on Computer Vision and Pattern Recognition*, pages 4524–4533, 2020. 1, 3
- [37] Hongxin Wei, Lei Feng, Xiangyu Chen, and Bo An. Combating noisy labels by agreement: A joint training method with co-regularization. 2020. 11
- [38] Xiaobo Xia, Tongliang Liu, Bo Han, Nannan Wang, Mingming Gong, Haifeng Liu, Gang Niu, Dacheng Tao, and Masashi Sugiyama. Part-dependent label noise: Towards instance-dependent label noise. *Advances in Neural Information Processing Systems*, 33, 2020. 11
- [39] Tong Xiao, Tian Xia, Yi Yang, Chang Huang, and Xiaogang Wang. Learning from massive noisy labeled data for image classification. In *Proceedings of the IEEE conference on computer vision and pattern recognition*, pages 2691–2699, 2015. 2, 6
- [40] Quanming Yao, Hansi Yang, Bo Han, Gang Niu, and James Tin-Yau Kwok. Searching to exploit memorization effect in learning with noisy labels. In *Proceedings of the 37th International Conference on Machine Learning*, volume 119 of *Proceedings of Machine Learning Research*, pages 10789–10798. PMLR, 2020. 2, 3
- [41] Kun Yi and Jianxin Wu. Probabilistic end-to-end noise correction for learning with noisy labels. In *Proceedings of the IEEE/CVF Conference on Computer Vision and Pattern Recognition*, pages 7017–7025, 2019. 3
- [42] Xingrui Yu, Bo Han, Jiangchao Yao, Gang Niu, Ivor Tsang, and Masashi Sugiyama. How does disagreement help generalization against label corruption? In *Proceedings of the 36th International Conference on Machine Learning*, pages 7164–7173, 2019. 2, 3, 7, 8, 9, 10, 14, 15
- [43] Chiyuan Zhang, Samy Bengio, Moritz Hardt, Benjamin Recht, and Oriol Vinyals. Understanding deep learning requires rethinking generalization. *arXiv preprint arXiv:1611.03530*, 2016. 2
- [44] Hongyi Zhang, Moustapha Cisse, Yann N Dauphin, and David Lopez-Paz. mixup: Beyond empirical risk minimization. *arXiv preprint arXiv:1710.09412*, 2017. 3
- [45] Zhilu Zhang and Mert R Sabuncu. Generalized cross entropy loss for training deep neural networks with noisy labels. *arXiv preprint arXiv:1805.07836*, 2018. 1, 3, 11
- [46] Songzhu Zheng, Pengxiang Wu, Aman Goswami, Mayank Goswami, Dimitris Metaxas, and Chao Chen. Error-bounded correction of noisy labels. In *International Conference on Machine Learning*, pages 11447–11457. PMLR, 2020. 11
- [47] Tianyi Zhou and Jeff Bilmes. Minimax curriculum learning: Machine teaching with desirable difficulties and scheduled diversity. In *International Conference on Learning Representations*, 2018. 3

A Appendix

Performance of BARE on low noise rates

As we can see in Table 15, the performance of BARE is good even when the noise rates are very low. That’s why we don’t show these numbers in the paper when noise rate is low.

Table 15: Test accuracies for BARE on MNIST & CIFAR-10

DATASET	NOISE RATE	TEST ACCURACY (%)
MNIST	0%	96.93 (± 0.19)
MNIST	10% (SYM.)	96.68 (± 0.15)
MNIST	20% (SYM.)	96.1 (± 0.25)
CIFAR-10	0%	79.59 (± 0.38)
CIFAR-10	10% (SYM.)	78.76 ($\pm 0.43\%$)
CIFAR-10	20% (SYM.)	77.04 ($\pm 0.61\%$)

Architectures and Performance

We have either used the same or very similar architectures as the ones used in Co-Teaching and Co-Teaching+ papers for a fairer comparison.

Since the proposed method is a sample selection algorithm, we provided the precision and recall curves which very clearly show the advantages and effectiveness of BARE in picking training examples with clean labels. Since BARE is a sample selection algorithm, we compare against state-of-art sample reweighting algorithms. Our algorithm offers advantages such as efficiency in computation and higher label precision and recall indicating that the method is indeed more attractive than the baselines.

Since different papers in literature use different architectures and different tuning of learning, we cannot directly compare raw accuracies.

Table 10 shows that even for bigger architectures the advantages of the algorithm hold.

Relationship between loss values, ℓ_j , and sample selection threshold λ_j

We are motivated by an interesting theoretical insight: in the Self-Paced-Learning (optimization) formulation, the nature of the final solution is same even if we make the λ parameter a function of class-label and also other feature vectors of that class; this gives rise to class-label-dependent thresholds on loss values. To the best of our knowledge, this direction of curriculum learning that we pointed out has not been explored. And, in this work, we suggest a heuristic method to use this flexibility.

Does the proposed algorithm have no hyperparameters?

In the proposed algorithm, there are no **additional** hyperparameters to tune. Even while learning with no label noise, mini-batch size, learning-step-size, regularization, etc. are all hyperparameters that need to be tuned. Our sample selection method **does not have any new** hyperparameters to be tuned.

Sensitivity to Batch Size

To show the insensitivity to batch size, we show in Table 16 results on MNIST & CIFAR-10 for both types of label noise and three batch sizes: 64, 128 (used in paper), & 256.

The case of large number of classes

With large number of classes, the number of samples of a given class in a mini-batch may be small. One way of tackling it is to make mini-batches so that each mini-batch contains samples only from,

Table 16: Test Accuracy (%) of BARE on MNIST & CIFAR-10 with batch sizes $\in \{64, 128, 256\}$

DATASET	NOISE (η)	BATCH SIZE	TEST ACCURACY
MNIST	50% (SYM.)	64	95.31 ± 0.16
MNIST	50% (SYM.)	128	94.38 ± 0.13
MNIST	50% (SYM.)	256	94.44 ± 0.48
MNIST	45% (CC)	64	93.31 ± 0.63
MNIST	45% (CC)	128	94.11 ± 0.77
MNIST	45% (CC)	256	94.68 ± 0.63
CIFAR-10	30% (SYM.)	64	76.77 ± 0.38
CIFAR-10	30% (SYM.)	128	75.85 ± 0.41
CIFAR-10	30% (SYM.)	256	74.56 ± 0.53
CIFAR-10	40% (CC)	64	71.87 ± 0.28
CIFAR-10	40% (CC)	128	70.63 ± 0.46
CIFAR-10	40% (CC)	256	69.03 ± 0.35

say, 10 classes and different mini-batches contain different subsets of classes. Class imbalance in mini-batch does not affect learning as badly as does class imbalance in the whole training set. We have some preliminary results on this. (On CIFAR-100 the computational time is still only about 15% more than that of CCE, as is the case with the times reported in the paper). We can add a comment in the final version.