
Open-Set Representation Learning through Combinatorial Embedding

Geeho Kim Bohyung Han
 Computer Vision Lab. & ASRI
 Seoul National University
 {snow1234, bhhan}@snu.ac.kr

Abstract

Visual recognition tasks are often limited to dealing with a small subset of classes simply because the labels for the remaining classes are unavailable. We are interested in identifying novel concepts in a dataset through representation learning based on the examples in both labeled and unlabeled classes, and extending the horizon of recognition to both known and novel classes. To address this challenging task, we propose a combinatorial learning approach, which naturally clusters the examples in unseen classes using the compositional knowledge given by multiple supervised meta-classifiers on heterogeneous label spaces. We also introduce a metric learning strategy to estimate pairwise pseudo-labels for improving representations of unlabeled examples, which preserves semantic relations across known and novel classes effectively. The proposed algorithm discovers novel concepts via a joint optimization of enhancing the discriminativeness of unseen classes as well as learning the representations of known classes generalizable to novel ones. Our extensive experiments demonstrate remarkable performance gains by the proposed approach in multiple image retrieval and novel class discovery benchmarks.

1 Introduction

Despite the remarkable success of machine learning fueled by deep neural networks, the existing frameworks still have critical limitations in an open-world setting, where some categories are not defined a-priori and the labels for some classes are missing. Although there have been a growing number of works that identify new classes in unlabeled data given a set of labeled examples [1, 2, 3, 4, 5, 6], they often assume that all the unlabeled examples belong to unseen classes and/or the number of novel classes is known in advance, which makes their problem settings unrealistic.

To address the limitation, this paper introduces an algorithm applicable to a more realistic setting. We aim to discover and learn the representations of unseen categories without any prior information or supervision about novel classes, in a natural setting that unlabeled data may contain examples in both seen and unseen classes. This task requires the model to be able to effectively identify unseen classes, while preserving the information of previously seen classes.

To be specific, we propose a representation learning approach based on the combinatorial classification [7], where the examples in unseen categories are identified by the composition of multiple meta-classifiers. Figure 1 illustrates the main concept of the proposed *combinatorial embedding*, which creates partitions for novel classes via a combination of multiple classifiers for meta-classes based on known classes. Note that the examples in the same meta-class potentially have common attributes and effectively transfer knowledge to novel classes with the same attributes. More accurate representations of the novel classes are obtained by transductive metric learning based on pairwise similarity.

The main contributions of our work are summarized as follows.

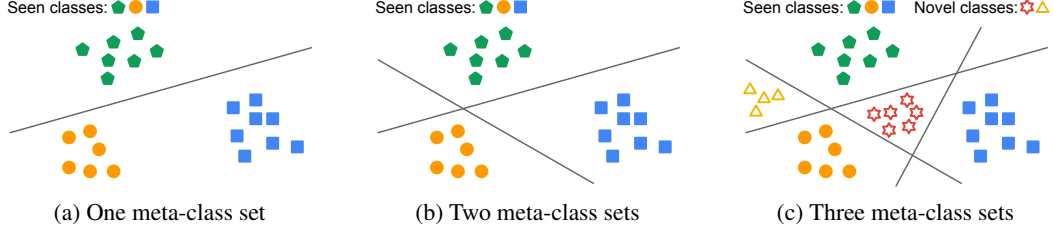


Figure 1: Simple illustration of decision boundaries (black solid lines) given by combinatorial classification with three seen classes, where three binary meta-classifiers are added one-by-one from (a) to (c). Unlike the standard classifier that creates decision boundaries for seen classes only, the combinatorial classification generates partitions using multiple coarse-grained classifiers, which are useful to discover novel classes.

- We propose a novel combinatorial learning framework, which embeds the examples in both seen and novel classes effectively by the composition of the knowledge learned from multiple heterogeneous meta-classifiers.
- We introduce a practical transductive metric learning approach based on pairwise pseudo-label estimation and learn the representations of unlabeled data within the semantic structure identified by labeled ones.
- We demonstrate the outstanding performance of the proposed model in the presence of novel classes through extensive evaluation on multiple image retrieval and novel class discovery benchmarks.

2 Related Work

This section first introduces recent approaches dealing with novel classes, which are roughly categorized into two groups: detection or rejection of unseen classes in test sets, and representation learning for classification and retrieval with unseen classes. Later in this section, we also discuss several related methods to the proposed algorithm in terms of methodology.

2.1 Learning in Open-Set Setting

Departing from the closed world, a number of works recently consider the open-set setting, where novel classes appear during testing [8, 9, 10, 11, 12, 13, 14, 15, 16]. Early researches mainly focus on detecting out-of-distribution examples by learning binary classifiers [8, 11, 14, 16], or classifying the knowns while rejecting the unknowns [10, 12, 13, 15]. However, these approaches have significant challenges in distinguishing semantics between unseen classes; although some methods sidestep the issue by assigning rejected instances to new categories [17, 18, 19], they require human intervention to annotate the rejected examples and consequently suffer from weak scalability.

To mitigate such limitations, transfer learning approaches have been proposed to model semantics between unseen classes. Using the representations learned from labeled data, the methods in this category perform clustering with unlabeled examples based on similarity prediction models [1, 2], ranking statistics [6], and modified deep embedded clustering [5] to capture their similarity and discrepancy. However, these approaches have two critical limitations. First, the problem setting is unrealistic because they assume that all unlabeled examples belong to unseen classes, and the number of novel classes is known in advance. Second, their main goal is to learn the representations of novel classes, which results in information loss about seen classes. On the contrary, we aim to discover novel categories without prior knowledge about unlabeled examples and learn the representations of all categories jointly, where unlabeled data may contain examples in both seen and unseen classes.

On the other hand, several hashing techniques [20, 21, 22, 23] learn approximate embeddings for image retrieval with both labeled and unlabeled data, which is generalizable to the examples in unseen classes. These methods focus on reducing quantization distortion in hash function by either entropy minimization [20, 23] or consistency regularization [21, 22].

2.2 Combinatorial Learning

Combinatorial learning framework reconstructs the solution space by the composition of the solutions from multiple heterogeneous tasks and there are several related approaches in this regard. Seo *et al.* [24] formulates the image geolocalization problem as a classification task by combining multiple coarse-grained classifiers to reduce data deficiency and poor prediction granularity. A similar concept has been employed to learn noise-resistant classifiers [7] or recognize out-of-distribution examples [14]. Xuan *et al.* [25] concatenate multiple representations learned on multiple class sets for metric learning.

Product quantization [26, 27], which is also related to combinatorial learning, constructs a large number of quantized regions given by a combination of subspace encodings to improve the performance of hash functions in an unsupervised manner. This approach is extended to learning quantization tables using image labels in [23, 28, 29]. However, they do not provide direct supervision for quantization and attempt to optimize the representation via the final classification loss, making the learned model suboptimal.

While all of these approaches are not studied in the presence of unlabeled examples during training except [23], the proposed algorithm leverages the composition of output representations for capturing the semantics of unlabeled data, which belong to either known or novel classes. Also, contrary to [23, 28, 29], the proposed combinatorial embedding learns the representation with explicit supervision in the form of diverse meta-class labels and obtains a better embedding model for novel classes.

3 Proposed Method

Suppose that we have a labeled dataset $\mathcal{D}_l = \{(x_i, y_i)\}_{i=1}^{N_l}$, where $x_i \in \mathbb{R}^d$ denotes an example and $y_i \in \mathcal{C}_l = \{c_1, \dots, c_K\}$ is its class label, and an unlabeled dataset $\mathcal{D}_u = \{(x_i)\}_{i=1}^{N_u}$ for training. Let \mathcal{C}_l and \mathcal{C}_u be the ground-truth class sets of the labeled and unlabeled data, respectively, where $\mathcal{C}_l \cap \mathcal{C}_u \neq \emptyset$ and $\mathcal{C}_l \neq \mathcal{C}_u$. We denote the novel class set by $\mathcal{C}_n = \mathcal{C}_u \setminus \mathcal{C}_l$. Our goal is to learn an unified model that is effective to represent novel classes as well as known ones by taking advantage of semantic relations across the two kinds of classes.

To this end, we propose a supervised combinatorial embedding approach followed by an unsupervised metric learning technique. For combinatorial embedding, we first construct multiple heterogeneous meta-class sets, each of which is obtained from different partitions of the base classes. We then obtain the combinatorial embedding vector of a base class by concatenating meta-class embeddings learned from the classifiers on the individual meta-class sets. Along with two supervised objectives on meta-class sets and base class set, we employ transductive metric learning based on pairwise similarity for clustering the examples in both seen and unseen classes.

3.1 Preliminary: Combinatorial Classification

Before discussing the proposed framework, we first review combinatorial classification introduced in [7]. The main idea of the combinatorial classification is to construct a fine-grained classifier through a combination of multiple heterogeneous coarse-grained classifiers. Formally, given M coarse-grained classifiers f^1, f^2, \dots, f^M , defined over meta-class sets, we obtain a fine-grained combinatorial classifier $f \equiv f^1 \times f^2 \times \dots \times f^M$, which is given by

$$\begin{aligned} f^1 : x \in \mathbb{R}^d \rightarrow y \in \mathcal{C}^1 = \{c_1^1, \dots, c_{K_1}^1\} \\ \vdots \\ f^M : x \in \mathbb{R}^d \rightarrow y \in \mathcal{C}^M = \{c_1^M, \dots, c_{K_M}^M\} \end{aligned} \implies f : x \in \mathbb{R}^d \rightarrow y \in \mathcal{C}^1 \times \dots \times \mathcal{C}^M. \quad (1)$$

The original paper [7] employs this idea to reduce label noise in datasets and learn noise-resistant classifiers. This paper adopts this concept to discover novel classes in datasets and learn their representations together with known ones.

3.2 Combinatorial Embedding

Combinatorial embedding is a framework to learn a general representation, which embeds known and novel classes in a discriminative way using combinatorial classification.

We first construct M distinct partitions, denoted by \mathcal{C}^m ($m = 1, \dots, M$). Each partition is referred to as a meta-class set, which has $K_m (\ll K)$ meta-classes, *i.e.*, $\mathcal{C}^m = \{c_1^m, \dots, c_{K_m}^m\}$, and each meta-class is typically constructed by a union of multiple base classes. Let an input image $x \in \mathbb{R}^d$ be mapped to a vector $z \in \mathbb{R}^{d_1}$ by a feature extractor $f_\theta(\cdot)$, *i.e.*, $z = f_\theta(x)$. The feature vector z is converted to M distinct vectors, z^1, \dots, z^M ($z^m \in \mathbb{R}^{d_2}$), which are feature vectors for learning with meta-classifiers for individual meta-class sets, by applying M linear transform functions.

Unlike the combinatorial classification that estimates a class-conditional distribution, we estimate the embedding of each base class by the combination of multiple meta-class embeddings. Specifically, we construct M embedding heads with weight matrix $\Theta = \{\Theta^1, \dots, \Theta^M\}$ ($\Theta^m \in \mathbb{R}^{d_2 \times K_m}$), and each head consists of meta-class representations for \mathcal{C}^m , denoted by $\Theta^m = [\theta_1^m, \dots, \theta_{K_m}^m]$ ($\theta_k^m \in \mathbb{R}^{d_2}$).

The combinatorial embedding vector of a base class is obtained by a concatenation of the meta-class embeddings, which is formally given by $\pi = [\Phi(z^1, \Theta^1), \dots, \Phi(z^M, \Theta^M)] \in \mathbb{R}^{d_2 M}$. Note that $\Phi(\cdot, \cdot)$ performs soft-assignments to individual meta-classes to enable backpropagation as

$$\Phi(z^m, \Theta^m) = \sum_{i=1}^{K_m} \frac{\exp(\alpha(z^m \cdot \theta_i^m))}{\sum_{j=1}^{K_m} \exp(\alpha(z^m \cdot \theta_j^m))} \theta_i^m \quad (2)$$

where α denotes a scaling factor. Feature vectors and embedding weights are ℓ_2 -normalized to use cosine similarity as the distance metric. Note that the proposed embedding function enables us to analyze characteristics of unlabeled samples using their embedded vectors. For instance, examples in novel classes may share some meta-class labels with those of known classes while also having unique ones, which results in distinct feature vectors from the representations for the seen classes.

Using all the labeled examples, for which meta-class labels are also available, we propose the following two criteria to learn the discriminative representations.

Supervision on meta-class sets Our model learns the representations based on the meta-class labels using the normalized softmax loss [30], which encourages a feature vector z^m to be close to the prototype of the ground-truth meta-class and located far away from the other meta-class prototypes. In detail, denoting by θ_+^m and θ_-^m the prototype of the ground-truth and non-ground-truth meta-class, respectively, the supervised objective on a meta-class set is defined as

$$\mathcal{L}_{\text{meta}} = - \sum_{m=1}^M \log \left(\frac{\exp(z^m \cdot \theta_+^m / \sigma)}{\sum_{\theta_-^i \in \Theta^m} \exp(z^i \cdot \theta_-^i / \sigma)} \right) \quad (3)$$

where each feature vector and prototype are ℓ_2 -normalized before applying the softmax function to optimize with the cosine similarity, and σ denotes a temperature. Note that the meta-class embedding naturally introduces the inter-class relations into the model and leads better generalization for novel classes since the model learns the shared information from meta-class representations based on the examples in the multiple constituent base classes.

Supervision on base class set In addition to the meta-class level supervision, we also take advantage of the base class labels to preserve inter-class relations between known classes. To be specific, we train our model to the end that the combinatorial embedding vector π gets closer to the corresponding combinatorial ground-truth, $y^\pi = [\Theta^1[c^1], \dots, \Theta^M[c^M]]$, which is obtained by the concatenation of the ground-truth meta-class prototypes. As in the meta-class set case, let y_+^π be the prototype of the ground-truth class label, and y_-^π be the other prototypes. The supervised objective on the base class set is given by

$$\mathcal{L}_{\text{base}} = - \log \left(\frac{\exp(\pi \cdot y_+^\pi / \sigma)}{\sum_{y_-^\pi \in \mathcal{C}} \exp(\pi \cdot y_-^\pi / \sigma)} \right) \quad (4)$$

where π and $\{y_+^\pi, y_-^\pi\}$ are also ℓ_2 -normalized and σ is a temperature parameter.

3.3 Transductive Metric Learning via Pairwise Similarities

We identify the semantics of unlabeled data in the context of labeled ones using pairwise similarities given by metric learning with the estimated pseudo-labels. Since the classes in \mathcal{D}_u are unknown, we represent the unlabeled examples using the relation of input feature vector pairs, (π_i, π_j) . The

key idea is that samples with similar features belong to the same class and have positive labels, *i.e.*, $\tilde{y}_{i,j} = 1$, while dissimilar ones have negative ones, *i.e.*, $\tilde{y}_{i,j} = 0$. The question is how to estimate the pairwise pseudo-labels, $\tilde{y}_{i,j}$, for training.

To obtain pairwise ground-truths for unlabeled data, we compute similarities between all unlabeled examples in a batch under the assumption that each example belongs to the same class with at least one example in the batch. We estimate the pseudo-label of each unlabeled sample using the union of two criteria: nearest neighbor and examples with high similarity. Let n_l and n_u denote the number of labeled and unlabeled samples in a batch, respectively. A pairwise pseudo-label $\tilde{y}_{i,j}$ is given by

$$\tilde{y}_{i,j} = \mathbb{I}\left(j = \underset{k}{\operatorname{argmax}} s(\pi_i, \pi_k)\right) \vee \mathbb{I}\left(s(\pi_i, \pi_j) \geq \tau\right), \quad (5)$$

where $\mathbb{I}(\cdot)$ denotes an indicator function. Since examples in the known classes are expected to be embedded properly by the supervised learning and the novel classes often occupy desirable locations in the combinatorial feature space, the pseudo-label estimation based on (5) generates practically robust pairwise labels.

Once the pairwise labels for unlabeled data are identified, we employ a metric learning strategy, which has been employed for labeled examples in [23], to learn the representations of novel class examples with respect to the known ones. The objective function is given by the following average cross-entropy loss as

$$\mathcal{L}_{\text{pair}} = \frac{1}{n_u} \sum_{i=1}^{n_u} \mathcal{L}_{\text{CE}}(s_i, \tilde{y}_{i,*}), \quad (6)$$

where $s_i = [(z_i \cdot \pi_1), \dots, (z_i \cdot \pi_{n_l+n_u})]$ and $\tilde{y}_{i,*} = \{0, 1\}^{n_u+n_l}$ denote a cosine similarity vector and a pairwise pseudo-label vector between the i^{th} unlabeled feature vector and all combinatorial feature vectors in a batch. This loss function plays a role for clustering novel class examples based on their similarities while maintaining the representations of the known classes jointly with (3) and (4).

3.4 Joint Optimization on Labeled and Unlabeled Data

The proposed framework performs a supervised classification and unsupervised metric learning jointly. The objective function combines (i) the supervised embedding loss using both the meta-class labels and base class labels for labeled data and (ii) the pairwise similarity loss for unlabeled examples. Note that the examples in \mathcal{C}_l and \mathcal{C}_u share the same combinatorial embedding function denoted by $\Phi(\cdot, \cdot)$. The overall objective function is defined as a weighted sum of three objective functions:

$$\mathcal{L} = \lambda_1 \mathcal{L}_{\text{base}} + \lambda_2 \mathcal{L}_{\text{meta}} + \lambda_3 \mathcal{L}_{\text{pair}}, \quad (7)$$

where the hyper-parameters, λ_1 , λ_2 , and λ_3 control the relative importance of the individual terms. The learned representations based on the proposed loss function should be effective for the examples in both known and novel classes.

3.5 Image Retrieval

The proposed approach based on combinatorial embedding (CombEmb) is evaluated in the image retrieval task, and we discuss asymmetric search algorithm for the image retrieval briefly.

Let z_q , z_b be the feature vectors of a query image x_q and database image x_b , respectively. The proposed model, which is based on M partitions with K_m meta-classes per partition, requires $\sum_{m=1}^M \log_2(K_m)$ bits for storage to reconstruct the approximate representation of the database image x_b by $\bar{\pi}_b = [\Theta^1[c_{z_b^1}^1], \dots, \Theta^M[c_{z_b^M}^M]]$, where $c_{z_b^m}^m \in \mathcal{C}^m$ denotes the matching meta-class of z_b^m . The distance between input query image and database image for asymmetric search is computed by the combination of the representations given by M partitions, which is given by

$$\sum_{m=1}^M \text{dist}(z_q^m, \bar{\pi}_b^m). \quad (8)$$

where $\text{dist}(\cdot, \cdot)$ denotes the cosine distance function and $\bar{\pi}_b^m$ means the matching meta class representation of the m^{th} partition.

Table 1: The mean Average Precision (mAP) for the different number of bits on CIFAR-10 and NUS-WIDE. The best mAP scores are in bold. GPQ with asterisk (*) is the result obtained by our reproduction from TensorFlow implementation provided by the original authors.

Supervision	Method	CIFAR-10				NUS-WIDE			
		12-bits	24-bits	32-bits	48-bits	12-bits	24-bits	32-bits	48-bits
Unsupervised	OPQ [27]	0.107	0.119	0.125	0.138	0.341	0.358	0.371	0.373
	LOPQ [31]	0.134	0.127	0.126	0.124	0.416	0.386	0.380	0.379
	ITQ [32]	0.157	0.165	0.189	0.201	0.488	0.493	0.508	0.503
Supervised	SDH [33]	0.185	0.193	0.199	0.213	0.471	0.490	0.489	0.507
	CNNH [34]	0.210	0.225	0.227	0.231	0.445	0.463	0.471	0.477
	NINH [35]	0.241	0.249	0.253	0.272	0.484	0.483	0.485	0.487
Supervised + Unlabeled data	SSDH [20]	0.285	0.291	0.311	0.325	0.510	0.533	0.549	0.551
	SSGAH [36]	0.309	0.323	0.341	0.339	0.539	0.553	0.565	0.579
	GPQ* [23]	0.274	0.290	0.292	0.313	0.598	0.609	0.617	0.615
	SSAH [22]	0.338	0.370	–	0.379	0.569	0.571	–	0.596
	CombEmb (ours)	0.659	0.662	0.663	0.672	0.646	0.670	0.684	0.687

3.6 Discussion

The proposed algorithm provides a unique formulation for the representation learning of novel classes, which is given by the combination of meta-classifiers learned with the examples in known labels. The use of coarse-grained classifiers is helpful to capture common attributes across known and unknown classes, and the embeddings of the examples in novel classes are learned effectively by the combination of the multiple coarse-grained classifiers.

Our formulation is related to the concept of product quantization [27, 26] as discussed earlier. However, product quantization is originally proposed for unsupervised hashing, which simply maximizes the variance of data in subspace and enhances retrieval performance. Its extensions to supervised learning are limited to handling known classes only [28] or fail to exploit the label information effectively for unseen class discovery [23].

4 Experiments

This section presents our experimental results for image retrieval given a database containing both known and novel classes. We also discuss the characteristics of the proposed approach in comparison to existing methods.

4.1 Image Retrieval of Novel Classes

Datasets and baselines We conduct experiments on three popular image retrieval benchmarks, CIFAR-10 [37], CIFAR-100 [37], and NUS-WIDE [38]. For NUS-WIDE, we use the images associated with the 21 most frequent concepts, following [39]. To simulate open-set environment in the datasets, we split the classes into two subsets—known (75%) and novel (25%) classes, which is identical to the protocol in [40]. Specifically, 7, 15, 75 known classes are included the labeled training datasets in CIFAR-10, NUS-WIDE, CIFAR-100, respectively. Note that a training dataset contains unlabeled data, which may belong to either known or novel classes. For retrieval, the database contains the examples in both known and novel classes while the query set is composed of the ones in novel classes.

We compare our method, referred to as combinatorial embedding (CombEmb), with several image retrieval techniques based on hashing, which include OPQ [27], LOPQ [31], ITQ [32]. We also compare three supervised hashing methods: CNNH [34], NINH [35] and SDH [33], and four supervised hashing methods with additional unlabeled data: SSDH [20], SSGAH [36], GPQ [23], SSAH [22]. For all these methods, we adopt the feature extracted from the pretrained AlexNet [41] on ImageNet [42] except for the modified VGG network for GPQ [23]. We employ modified VGG network for CIFAR-10/CIFAR-100 and AlexNet for NUS-WIDE.

Evaluation protocol Image retrieval performance is measured by the mean Average Precision (mAP). Since all compared methods are based on hashing, their capacities are expressed by bit-lengths; the capacity of CombEmb can be computed easily using the number of meta-classifiers and




Figure 2: t-SNE visualization of the evolution of unlabeled data representations when we train the proposed model on CIFAR-10 with 7 seen classes and 3 novel classes.

Table 2: mAP scores on CIFAR-100 with different number of bits.

Method	CIFAR-100		
	24 bits	32 bits	48 bits
GPQ [23]	0.084	0.086	0.100
CombEmb (ours)	0.121	0.194	0.207

the number of meta-classes. We test four different bit-lengths (12, 24, 32, 48), and final results are given by the average of 4 different random splits.

Implementation details We develop our algorithm using Pytorch [43] and conduct all the experiments with NVIDIA Titan XP GPU. The backbone models are fine-tuned by AdamW [44] with weight decay factor 1×10^{-4} . For constituent classifiers, the number of meta-classes in each meta-class set (K_m) are fixed to 4, which are generated by the k -means clustering ($k = K_m$) of the seen class signatures, which are obtained by subspace projections of the fine-tuned weight vectors corresponding to the original classes in the classification layer. The number of meta-classifiers, M , is adjusted to match the bit-length of compared methods, and the dimensionality d_2 of z^m is set to 12.

Results We first present the performance of the proposed approach, CombEmb, on CIFAR-10 and NUS-WIDE, in comparison to existing hashing-based methods. Table 1 shows mAPs of all algorithms for four different bit-lengths for the representation of an instance, where the results of GPQ are from the reproduction on our data splits. CombEmb achieves the state-of-the-art performance in all cases on both datasets by significant margins. This is partly because our models learn discriminative representations of unlabeled examples in novel classes by utilizing their inter-class relationships with labeled data through the combination of diverse meta-classifiers. In addition, the proposed metric learning technique further improves our embedding network via pseudo-labeling of pairwise similarities for unlabeled examples. With larger number of bits, all compared methods capture the semantics in input images more effectively, and thus, achieve better performances in general.

Figure 2 illustrates the evolution of the learned representations of unlabeled data on CIFAR-10 using t-SNE [45]. Although the examples in different classes are mixed in the feature space at the beginning, they become more distinct from each other as training progresses, showing that our model effectively discovers novel categories without labels and learns their meaningful embeddings.

We also apply our approach to more challenging datasets, CIFAR-100, which contain fewer examples per class and potentially have troubles learning inter-class relations between seen and unseen classes. Table 2 presents that CombEmb outperforms GPQ consistently although the overall accuracies of both algorithms are lower than those on CIFAR-10 and NUS-WIDE.

4.2 Analysis and Ablation Studies

Analysis on pairwise label estimation To understand the effectiveness of the pairwise labeling method proposed in (5), we compare it with the following four baselines: 1) using k -means clustering on the feature vectors from the backbone network to assign labels of unlabeled data points (k -means)

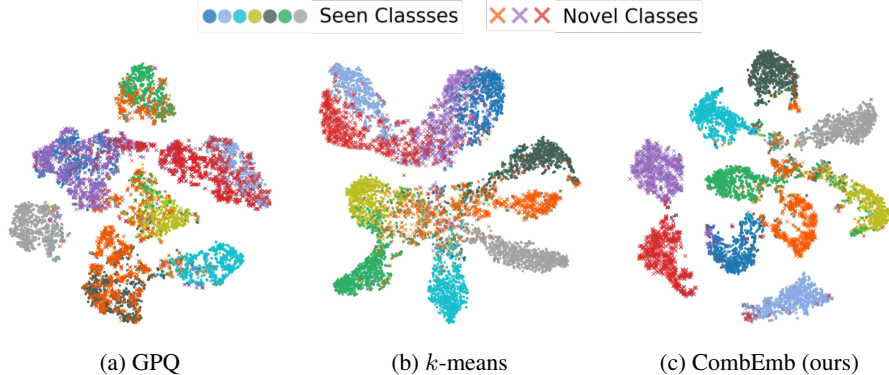


Figure 3: t-SNE visualization of CIFAR-10 using VGG, learned by GPQ, k -means and the proposed method. Visualization is based on 7 seen classes and 3 novel classes on CIFAR-10. Colors represent their ground-truth labels. Note that the proposed method embeds known and novel classes in a more discriminative way than other baselines. t-SNE hyperparameters are consistent in all three visualizations.

Table 3: Performance of different criteria for the pairwise pseudo-labeling methods on CIFAR-10 and NUS-WIDE.

Method	CIFAR-10				NUS-WIDE			
	12 bits	24 bits	32 bits	48 bits	12 bits	24 bits	32 bits	48 bits
k -means [46]	0.434	0.413	0.385	0.381	0.645	0.666	0.684	0.680
RankStat [6]	0.562	0.398	0.354	0.321	0.617	0.626	0.638	0.654
Nearest	0.570	0.477	0.437	0.443	0.635	0.643	0.663	0.670
Similarity	0.675	0.591	0.443	0.443	0.650	0.639	0.649	0.658
Nearest+Similarity (ours)	0.659	0.662	0.663	0.672	0.646	0.670	0.685	0.687

2) adopting rank statistics proposed in [6] to estimate pairwise labels (RankStat) 3) using the nearest example only in (5) (Nearest), and 4) employing the high similarity examples only in (5) (Similarity). For the first baseline, we assume the ideal case of clustering by setting the number of clusters equal to the exact number of classes appearing in training. From Table 3, we observe that pairwise label estimation based on the proposed decision criteria outperforms other baselines except for 12-bit case on both datasets. The results from selecting the nearest or highly similar examples imply that both decision criteria are complementary. The nearest example helps the model to obtain confident positive pairs in the early training stage but produces many false negatives; this limitation is alleviated by selecting highly similar examples as additional positive ones.

Qualitative result Figure 3 visualizes the embeddings learned by GPQ [23], k -means, and the proposed method on CIFAR-10. According to the figure, GPQ fails to learn the distinct representation of novel classes; it tends to align the embedding of novel classes to that of the closest seen classes. The pseudo-labeling method given by k -means clustering with the oracle k also has troubles in learning the discriminative representation of the examples. To the contrary, we can observe that the proposed approach learns the representations, effectively discriminating both known and novel classes, through supervised combinatorial classification followed by unsupervised metric learning.

Component analysis of loss functions Our loss function consists of three major components: $\mathcal{L}_{\text{meta}}$ and $\mathcal{L}_{\text{base}}$ for labeled examples, and $\mathcal{L}_{\text{pair}}$ for unlabeled ones. To evaluate the contribution of each loss, we study the effect of different loss combinations on retrieval performance. Table 4 presents that, on CIFAR-10, the use of all the three loss terms achieves the highest accuracy and our algorithm consistently improves performance by incorporating additional loss terms, especially the pairwise similarity loss ($\mathcal{L}_{\text{pair}}$).

Image retrieval in closed-world protocol To demonstrate the applicability of our approach to the standard semi-supervised learning setting, we adopt the evaluation protocol in [36], where training data are composed of both labeled and unlabeled examples, but the unlabeled data always belong to one of the seen labels. It only uses in-distribution examples for testing. Table 5 implies that the proposed algorithm achieves competitive results compared to other methods although CombEmb is

Table 4: Accuracy of the proposed approach with different combination of the loss terms.

$\mathcal{L}_{\text{meta}}$	$\mathcal{L}_{\text{base}}$	$\mathcal{L}_{\text{pair}}$	CIFAR-10	
			12 bits	32 bits
✓			0.244 ± 0.07	0.256 ± 0.07
	✓		0.247 ± 0.05	0.236 ± 0.04
✓	✓		0.244 ± 0.06	0.251 ± 0.06
✓		✓	0.621 ± 0.15	0.615 ± 0.13
	✓	✓	0.602 ± 0.17	0.515 ± 0.06
✓	✓	✓	0.659 ± 0.08	0.646 ± 0.10

Table 5: Performance evaluation in a closed-world setting on CIFAR-10 and NUS-WIDE.

Method	CIFAR-10		NUS-WIDE	
	24 bits	48 bits	24 bits	48 bits
SSDH [20]	0.813	0.814	0.779	0.778
BGDH [21]	0.824	0.833	0.818	0.828
SSGAH [36]	0.837	0.855	0.847	0.865
GPQ* [23]	0.867	0.873	0.808	0.814
SSAH [22]	0.878	0.886	0.884	0.898
CombEmb (ours)	0.874	0.885	0.844	0.850

Table 6: Comparison with novel class discovery methods on CIFAR-10 and CIFAR-100 in terms of clustering accuracy (ACC), normalized mutual information (NMI) and adjust rand index (ARI).

Method	CIFAR-10			CIFAR-100		
	ACC	NMI	ARI	ACC	NMI	ARI
DTC [5]	49.4	47.0	29.4	16.8	37.7	4.06
RankStats [6]	60.0	60.9	41.0	42.7	58.1	25.0
CombEmb (ours)	90.3	81.0	80.0	55.7	65.5	40.7

not optimized for semi-supervised setting.¹ Note that all other algorithms have properties desirable for semi-supervised setting; in particular, SSGAH [36] and SSAH [22] employ generative networks to augment adversarial example for training, which can also boost accuracy of our approach additionally.

4.3 Novel Class Discovery

To further validate the effectiveness of the proposed approach, we also compare with the state-of-the-art approaches for novel class discovery, including DTC [5] and RankStat [6], on CIFAR-10 and CIFAR-100. For the two datasets, we adopt the first 7 and 75 classes as seen classes while using the remaining ones as novel classes, where only half of the examples in the seen classes are labeled. The problem setting in this experiment does not assume that the number of unseen classes is known. DTC [5] can handle this condition by estimating the number of unseen classes, but RankStat [5] borrows the component from DTC because the problem setting violates the assumption of the algorithm. It turns out that the estimated number of total classes in unlabeled data are 12 and 109 on CIFAR-10 and CIFAR-100, respectively. We use modified VGG, which is adopted for GPQ [23] and CombEmb in the image retrieval experiment, as a backbone network for all methods. We adopt clustering accuracy (ACC), normalized mutual information (NMI) and adjusted rand index (ARI) to evaluate the algorithms.

Table 6 presents the clustering performance of the learned representations by all the compared methods on CIFAR-10 and CIFAR-100. CombEmb outperforms DTC [5] and RankStat [6] by significant large margins on both the datasets. The results show that CombEmb learns effective representations for clustering in the presence of unseen classes in training datasets, which leads to the state-of-the-art performance in the novel class discovery task.

Figure 4 visualizes the embeddings learned by DTC [5], RankStats [6], and the proposed method on CIFAR-10. According to the figure, both DTC and RankStats have troubles in learning the discriminative representation between examples in seen classes and those in novel classes. In contrast, the proposed method embeds known and novel classes in a more discriminative way through supervised combinatorial classification followed by unsupervised metric learning.

5 Conclusion

This paper presents a novel representation learning approach, where only a subset of training examples are labeled while unlabeled examples may contain both known and novel classes. To address this problem, We proposed a combinatorial learning framework, which identifies and localizes the examples in unseen classes using the composition of the outputs from multiple coarse-grained classifiers on heterogeneous meta-class spaces. We utilized inter-class relations between seen classes

¹The reproduced results of GPQ, which is denoted with asterisk (*), are lower than reported ones, especially in NUS-WIDE, which is because we corrected a bug; there were overlap between training and query datasets in the authors' implementation.

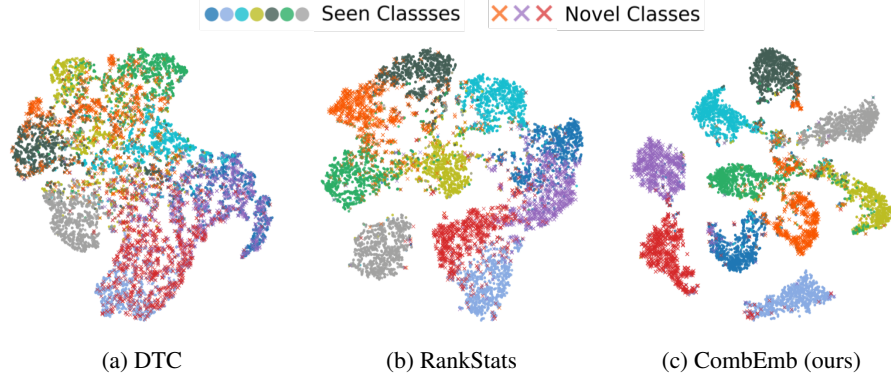


Figure 4: t-SNE visualization of CIFAR-10 using VGG, learned by DTC, Rankstats and the proposed method. Visualization is based on 7 seen classes and 3 novel classes on CIFAR-10. Colors represent their ground-truth labels. t-SNE hyperparameters are consistent in all three visualizations.

for modeling the semantic structure with unseen classes and introduced a transductive metric learning strategy to estimate pairwise pseudo-labels for embedding unlabeled examples more effectively. The extensive experiments on the standard benchmarks for image retrieval and novel class discovery demonstrate the effectiveness of the proposed algorithm, and the various ablative studies show the robustness of our approach.

References

- [1] Hsu, Y.C., Lv, Z., Kira, Z.: Learning to cluster in order to transfer across domains and tasks. In ICLR. (2018)
- [2] Hsu, Y.C., Lv, Z., Schlosser, J., Odom, P., Kira, Z.: Multi-class classification without multi-class labels. In ICLR. (2019)
- [3] Chi, H., Liu, F., Yang, W., Lan, L., Liu, T., Niu, G., Han, B.: Meta discovery: Learning to discover novel classes given very limited data. arXiv preprint arXiv:2102.04002 (2021)
- [4] Brbić, M., Zitnik, M., Wang, S., Pisco, A.O., Altman, R.B., Darmanis, S., Leskovec, J.: MARS: discovering novel cell types across heterogeneous single-cell experiments. *Nature Methods* **17**(12) (2020) 1200–1206
- [5] Han, K., Vedaldi, A., Zisserman, A.: Learning to discover novel visual categories via deep transfer clustering. In ICCV. (2019)
- [6] Han, K., Rebuffi, S.A., Ehrhardt, S., Vedaldi, A., Zisserman, A.: Automatically discovering and learning new visual categories with ranking statistics. In ICLR. (2020)
- [7] Seo, P.H., Kim, G., Han, B.: Combinatorial inference against label noise. In NeurIPS. (2019)
- [8] Scheirer, W.J., de Rezende Rocha, A., Sapkota, A., Boulton, T.E.: Toward open set recognition. *IEEE transactions on pattern analysis and machine intelligence* **35**(7) (2012) 1757–1772
- [9] Geng, C., Huang, S.J., Chen, S.: Recent advances in open set recognition: A survey. *IEEE Transactions on Pattern Analysis and Machine Intelligence* (2020) 1–1
- [10] Scheirer, W.J., Jain, L.P., Boulton, T.E.: Probability models for open set recognition. *IEEE transactions on pattern analysis and machine intelligence* **36**(11) (2014) 2317–2324
- [11] Schölkopf, B., Platt, J.C., Shawe-Taylor, J., Smola, A.J., Williamson, R.C.: Estimating the support of a high-dimensional distribution. *Neural computation* **13**(7) (2001) 1443–1471
- [12] Bendale, A., Boulton, T.E.: Towards open set deep networks. In CVPR. (2016)
- [13] Yoshihashi, R., Shao, W., Kawakami, R., You, S., Iida, M., Naemura, T.: Classification-reconstruction learning for open-set recognition. In CVPR. (2019)
- [14] Vareto, R., Silva, S., Costa, F., Schwartz, W.R.: Towards open-set face recognition using hashing functions. In IJCB. (2017)

- [15] Júnior, P.R.M., De Souza, R.M., Werneck, R.d.O., Stein, B.V., Pazinato, D.V., de Almeida, W.R., Penatti, O.A., Torres, R.d.S., Rocha, A.: Nearest neighbors distance ratio open-set classifier. *Machine Learning* **106**(3) (2017) 359–386
- [16] Dan, H., Kevin, G.: A baseline for detecting misclassified and out-of-distribution examples in neural networks. In *ICLR*. (2017)
- [17] Bendale, A., Boulton, T.: Towards open world recognition. In *CVPR*. (2015)
- [18] Shu, Y., Shi, Y., Wang, Y., Huang, T., Tian, Y.: P-ODN: Prototype-based open deep network for open set recognition. *Scientific reports* **10**(1) (2020) 1–13
- [19] Shu, Y., Shi, Y., Wang, Y., Zou, Y., Yuan, Q., Tian, Y.: ODN: Opening the deep network for open-set action recognition. In *ICME*. (2018)
- [20] Zhang, J., Peng, Y.: SSDH: Semi-supervised deep hashing for large scale image retrieval. *IEEE Transactions on Circuits and Systems for Video Technology* **29**(1) (2017) 212–225
- [21] Yan, X., Zhang, L., Li, W.J.: Semi-supervised deep hashing with a bipartite graph. In *IJCAI*. (2017)
- [22] Jin, S., Zhou, S., Liu, Y., Chen, C., Sun, X., Yao, H., Hua, X.S.: SSAH: Semi-supervised adversarial deep hashing with self-paced hard sample generation. In *AAAI*. (2020)
- [23] Jang, Y.K., Cho, N.I.: Generalized product quantization network for semi-supervised image retrieval. In *CVPR*. (2020)
- [24] Seo, P.H., Weyand, T., Sim, J., Han, B.: Cplanet: Enhancing image geolocalization by combinatorial partitioning of maps. In *ECCV*. (2018)
- [25] Xuan, H., Souvenir, R., Pless, R.: Deep randomized ensembles for metric learning. In *ECCV*. (2018)
- [26] Jegou, H., Douze, M., Schmid, C.: Product quantization for nearest neighbor search. *IEEE transactions on pattern analysis and machine intelligence* **33**(1) (2010) 117–128
- [27] Ge, T., He, K., Ke, Q., Sun, J.: Optimized product quantization for approximate nearest neighbor search. In *CVPR*. (2013)
- [28] Klein, B., Wolf, L.: End-to-end supervised product quantization for image search and retrieval. In *CVPR*. (2019)
- [29] Yu, T., Yuan, J., Fang, C., Jin, H.: Product quantization network for fast image retrieval. In *ECCV*. (2018)
- [30] Zhai, A., Wu, H.Y.: Classification is a strong baseline for deep metric learning. In *BMVC*. (2019)
- [31] Kalantidis, Y., Avrithis, Y.: Locally optimized product quantization for approximate nearest neighbor search. In *CVPR*. (2014)
- [32] Gong, Y., Lazebnik, S., Gordo, A., Perronnin, F.: Iterative quantization: A procrustean approach to learning binary codes for large-scale image retrieval. *IEEE transactions on pattern analysis and machine intelligence* **35**(12) (2012) 2916–2929
- [33] Shen, F., Shen, C., Liu, W., Tao Shen, H.: Supervised discrete hashing. In *CVPR*. (2015)
- [34] Xia, R., Pan, Y., Lai, H., Liu, C., Yan, S.: Supervised hashing for image retrieval via image representation learning. In *AAAI*. (2014)
- [35] Lai, H., Pan, Y., Liu, Y., Yan, S.: Simultaneous feature learning and hash coding with deep neural networks. In *CVPR*. (2015)
- [36] Wang, G., Hu, Q., Cheng, J., Hou, Z.: Semi-supervised generative adversarial hashing for image retrieval. In *ECCV*. (2018)
- [37] Krizhevsky, A., Hinton, G.: Learning multiple layers of features from tiny images. Technical report, University of Toronto (2009)
- [38] Chua, T.S., Tang, J., Hong, R., Li, H., Luo, Z., Zheng, Y.: NUS-WIDE: A real-world web image database from National University of Singapore. In *ACM-CIVR*. (2009)
- [39] Liu, W., Wang, J., Kumar, S., Chang, S.F.: Hashing with graphs. In *ICML*. (2011)
- [40] Sablayrolles, A., Douze, M., Usunier, N., Jégou, H.: How should we evaluate supervised hashing? In *ICASSP*. (2017)

- [41] Krizhevsky, A., Sutskever, I., Hinton, G.E.: Imagenet classification with deep convolutional neural networks. In NIPS. (2012)
- [42] Deng, J., Dong, W., Socher, R., Li, L.J., Li, K., Fei-Fei, L.: Imagenet: A large-scale hierarchical image database. In CVPR. (2009)
- [43] Paszke, A., Gross, S., Massa, F., Lerer, A., Bradbury, J., Chanan, G., Killeen, T., Lin, Z., Gimelshein, N., Antiga, L., et al.: Pytorch: An imperative style, high-performance deep learning library. In NeurIPS. (2019)
- [44] Loshchilov, I., Hutter, F.: Decoupled weight decay regularization. In ICLR. (2019)
- [45] Van der Maaten, L., Hinton, G.: Visualizing data using t-SNE. *Journal of machine learning research* **9**(11) (2008)
- [46] MacQueen, J.: Some methods for classification and analysis of multivariate observations. In *Proceedings of the fifth Berkeley symposium on mathematical statistics and probability*. Volume 1., Oakland, CA, USA (1967) 281–297