

K-Net: Towards Unified Image Segmentation

Wenwei Zhang¹ Jiangmiao Pang² Kai Chen^{3,4} Chen Change Loy¹

¹S-Lab, Nanyang Technological University

²CUHK-SenseTime Joint Lab, the Chinese University of Hong Kong

³SenseTime Research ⁴Shanghai AI Laboratory

{wenwei001, ccloy}@ntu.edu.sg pangjiangmiao@gmail.com
chenkai@sensetime.com

Abstract

Semantic, instance, and panoptic segmentations have been addressed using different and specialized frameworks despite their underlying connections. This paper presents a unified, simple, and effective framework for these essentially similar tasks. The framework, named **K-Net**, segments both instances and semantic categories consistently by a group of learnable *kernels*, where each kernel is responsible for generating a mask for either a potential instance or a stuff class. To remedy the difficulties of distinguishing various instances, we propose a kernel update strategy that enables each kernel dynamic and conditional on its meaningful group in the input image. K-Net can be trained in an end-to-end manner with bipartite matching, and its training and inference are naturally NMS-free and box-free. Without bells and whistles, K-Net surpasses all previous state-of-the-art single-model results of panoptic segmentation on MS COCO and semantic segmentation on ADE20K with **52.1%** PQ and **54.3%** mIoU, respectively. Its instance segmentation performance is also on par with Cascade Mask R-CNN on MS COCO with 60%-90% faster inference speeds. Code and models will be released at <https://github.com/open-mmlab/mmdetection>.

1 Introduction

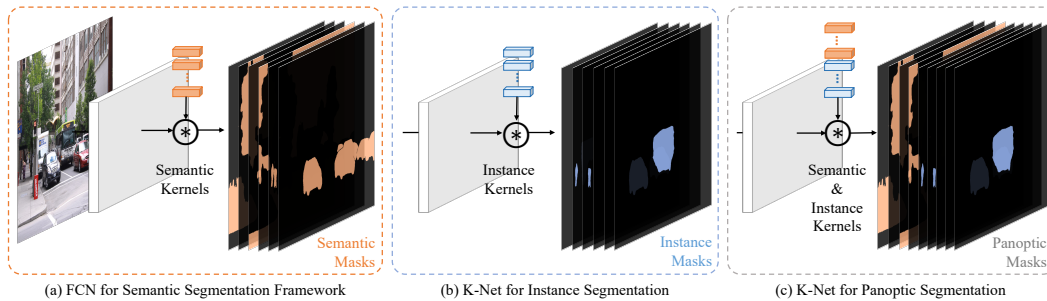


Figure 1: The semantic segmentation (a), the instance (b), and the panoptic segmentation (c) tasks are unified as a common framework in this paper. In conventional semantic segmentation, each kernel corresponds to a semantic class. Our framework extends this notion to make each kernel corresponds to either a potential instance or a semantic class.

Image segmentation aims at finding groups of coherent pixels [43]. There are different notions in groups, such as semantic categories (*e.g.*, car, dog, cat) or instances (*e.g.*, objects that coexist in the same image). Based on the different segmentation targets, the tasks are termed differently, *i.e.*,

semantic and instance segmentation, respectively. Kirillov *et al* [26] propose panoptic segmentation to join the two tasks as a coherent scene segmentation task.

Grouping pixels according to semantic categories can be formulated as a dense classification problem. As shown in Fig. 1-(a), recent methods directly learn a set of kernels (namely *semantic kernels* in this paper) of pre-defined categories and use them to classify pixels [35] or regions [20]. Such a framework is elegant and straightforward. However, extending this notion to instance segmentation is non-trivial given the varying number of instances across images. Consequently, instance segmentation is tackled by more complicated frameworks with additional steps such as object detection [20] or embedding generation [39]. These methods rely on extra components, which must guarantee the accuracy of extra components to a reasonable extent, or demand complex post-processing such as Non-Maximum Suppression (NMS) and pixel grouping. Recent approaches [30, 45, 48] generate kernels from dense feature grids and then select kernels for segmentation to simplify the frameworks. Nonetheless, since they build upon dense grids to enumerate and select kernels, these methods still rely on hand-crafted post-processing to eliminate masks or kernels of duplicated instances.

In this paper, we make the first attempt to formulate a unified and effective framework to bridge the seemingly different image segmentation tasks (semantic, instance, and panoptic) through the notion of *kernels*. Our method is dubbed as K-Net ('K' stands for kernels). It begins with a set of kernels that are randomly initialized, and learns the kernels in accordance to the segmentation targets at hand, namely, *semantic kernels* for semantic categories and *instance kernels* for instance identities (Fig. 1-(b)). A simple combination of semantic kernels and instance kernels allows panoptic segmentation naturally (Fig. 1-(c)). In the forward pass, the kernels perform convolution on the image features to obtain the corresponding segmentation predictions.

The versatility and simplicity of K-Net are made possible through two novel designs. First, we formulate K-Net so that it dynamically updates the kernels to make them conditional to their activations on the image. Such a content-aware mechanism is crucial to ensure that each kernel, especially an instance kernel, responds accurately to varying objects in an image. Through applying this adaptive kernel update strategy iteratively, K-Net significantly improves the discriminative ability of the kernels and boosts the final segmentation performance. It is noteworthy that this strategy universally applies to kernels for all the segmentation tasks.

Second, inspired by recent advances in object detection [4], we adopt the bipartite matching strategy [42] to assign learning targets for each kernel. This training approach is advantageous to conventional training strategies [32, 41] as it builds a one-to-one mapping between kernels and instances in an image. It thus resolves the problem of dealing with a varying number of instances in an image. In addition, it is purely mask-driven without involving boxes. Hence, K-Net is naturally NMS-free and box-free, which is appealing to real-time applications.

To show the effectiveness of the proposed unified framework on different segmentation tasks, we conduct extensive experiments on COCO dataset [33] for panoptic and instance segmentation, and ADE20K dataset [63] for semantic segmentation. Without bells and whistles, K-Net surpasses all previous state-of-the-art single-model results on panoptic (**52.1%** PQ) and semantic segmentation benchmarks (**54.3%** mIoU) and achieves competitive performance compared to the more expensive Cascade Mask R-CNN [3]. We further analyze the learned kernels and find that instance kernels incline to specialize on objects at specific locations of similar sizes.

2 Related Work

Semantic Segmentation. Contemporary semantic segmentation approaches typically build upon a fully convolutional network (FCN) [35] and treat the task as a dense classification problem. Based on this framework, many studies focus on enhancing the feature representation through dilated convolution [7–9], pyramid pooling [51, 60], context representations [57, 58], and attention mechanisms [56, 61]. Recently, SETR [62] reformulates the task as a sequence-to-sequence prediction task by using a vision transformer [16]. Despite the different model architectures, the approaches above share the common notion of making predictions via static semantic kernels. Differently, the proposed K-Net makes the kernels dynamic and conditional on their activations in the image.

Instance Segmentation. There are two representative frameworks for instance segmentation – ‘top-down’ and ‘bottom-up’ approaches. ‘Top-down’ approaches [2, 14, 20, 29] first detect accurate

bounding boxes and generate a mask for each box. Mask R-CNN [20] simplifies this pipeline by directly adding a FCN [35] in Faster R-CNN [41]. Extensions of this framework add a mask scoring branch [22] or adopt a cascade structure [3, 5]. ‘Bottom-up’ methods [1, 27, 38, 39] first perform semantic segmentation then group pixels into different instances. These methods usually require a grouping process, and their performance often appears inferior to ‘top-down’ approaches in popular benchmarks [13, 33]. Unlike all these works, K-Net performs segmentation and instance separation simultaneously by constraining each kernel to predict one mask at a time for one object. Therefore, K-Net needs neither bounding box detection nor grouping process. It focuses on refining kernels rather than refining bounding boxes, different from previous cascade methods [3, 5].

Recent attempts [10, 47, 48, 52] perform instance segmentation in one stage without involving detection nor embedding generation. These methods apply dense mask prediction using dense sliding windows [10] or dense grids [47]. Some studies explore polar [52] representation, contour [40], and explicit shape representation [54] of instance masks. These methods all rely on NMS to eliminate duplicated instance masks, which hinders end-to-end training. The heuristic process is also unfavorable for real-time applications. Instance kernels in K-Net are trained in an end-to-end manner with bipartite matching and set prediction loss, thus, our methods does not need NMS.

Panoptic Segmentation. Panoptic segmentation [26] combines instance and semantic segmentation to provide a richer understanding of the scene. Different strategies have been proposed to cope with the instance segmentation task. Mainstream frameworks add a semantic segmentation branch [25, 28, 48, 53] on an instance segmentation framework or adopt different pixel grouping strategies [11, 55] based on a semantic segmentation method. Recently, DETR [4] tries to simplify the framework by transformer [46] but need to predict boxes around both stuff and things classes in training for assigning learning targets. These methods either need object detection or embedding generation to separate instances, which does not reconcile the instance and semantic segmentation in a unified framework. By contrast, K-Net partitions an image into semantic regions by semantic kernels and object instances by instance kernels through a unified perspective of kernels.

Dynamic Kernels. Convolution kernels are usually static, *i.e.*, agnostic to the inputs, and thus have limited representation ability. Previous works [15, 17, 23, 24, 64] explore different kinds of dynamic kernels to improve the flexibility and performance of models. Some semantic segmentation methods apply dynamic kernels to improve the model representation with enlarged receptive fields [49] or multi-scales contexts [18]. Differently, K-Net uses dynamic kernels to improve the discriminative capability of the segmentation kernels more so than the input features of kernels.

Recent studies apply dynamic kernels to generate instance [45, 48] or panoptic [30] segmentation predictions directly. Because these methods generate kernels from dense feature maps, enumerate kernels of each position, and filter out kernels of background regions, they either still rely on NMS [45, 48] or need extra kernel fusion [30] to eliminate kernels or masks of duplicated objects. Instead of generated from dense grids, the kernels in K-Net are a set of learnable parameters updated by their corresponding contents in the image. K-Net does not need to handle duplicated kernels because its kernels learn to focus on different regions of the image in training, constrained by the bipartite matching strategy that builds a one-to-one mapping between the kernels and instances.

3 Methodology

We consider various segmentation tasks through a unified perspective of kernels. The proposed K-Net uses a set of kernels to assign each pixel to either a potential instance or a semantic class (Sec. 3.1). To enhance the discriminative capability of kernels, we contribute a way to update the static kernels by the contents in their partitioned pixel groups (Sec. 3.2). We adopt the bipartite matching strategy to train instance kernels in an end-to-end manner (Sec. 3.3). K-Net can be applied seamlessly to semantic, instance, and panoptic segmentation as described in Sec. 3.4.

3.1 K-Net

Despite the different definitions of a ‘meaningful group’, all segmentation tasks essentially assign each pixel to one of the predefined meaningful groups [43]. As the number of groups in an image is typically assumed finite, we can set the maximum group number of a segmentation task as N . For example, there are N pre-defined semantic classes for semantic segmentation or at most N objects in

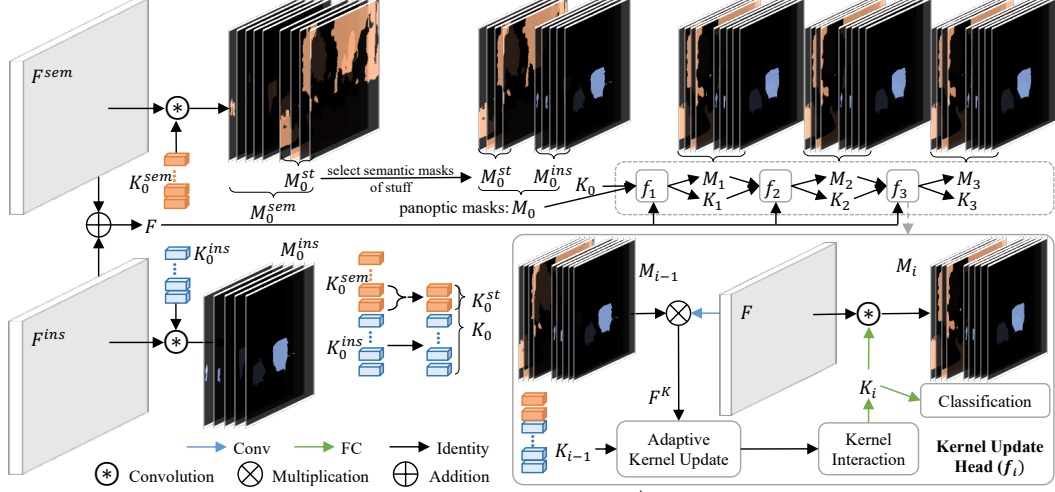


Figure 2: **K-Net for panoptic segmentation.** Instance kernels K^{ins} and semantic kernels K^{sem} first perform convolution with the feature maps F^{ins} and F^{sem} to obtain masks M_0^{ins} and M_0^{sem} , respectively. The semantic masks M_0^{st} of stuff categories and all the instance masks M_0^{ins} form the panoptic masks M_0 . The semantic kernels K^{st} of stuff categories and all the instance kernels K^{ins} form the panoptic kernels K_0 . Then the kernel update head assembles group features of each kernel and use the features to adaptively update the kernels. After kernel interaction the new kernels will be used to produce more accurate masks. This process is performed iteratively to progressively refine the kernels and the mask prediction. The framework can perform instance segmentation or semantic segmentation by simply remove K^{sem} or K^{ins} under the same pipeline.

an image for instance segmentation. For panoptic segmentation, N is the total number of stuff classes and objects in an image. Therefore, we can use N kernels to partition an image into N groups, where each kernel is responsible to find the pixels belonging to its corresponding group. Specifically, given an input feature map $F \in R^{B \times C \times H \times W}$ of B images, produced by a deep neural network, we only need N kernels $K \in R^{N \times C}$ to perform convolution with F to obtain the corresponding segmentation prediction $M \in R^{B \times N \times H \times W}$ as

$$M = K * F, \quad (1)$$

where C , H , and W are the number of channels, height, and width of the feature map, respectively.

This formulation has already dominated semantic segmentation for years [8, 35, 60]. In semantic segmentation, each kernel is responsible to find all pixels of a similar class across images. Whereas in instance segmentation, each pixel group corresponds to an object. However, previous methods separate instances by extra steps [20, 27, 39] instead of by kernels.

This paper is the first study that explores if the notion of kernels in semantic segmentation is equally applicable to instance segmentation, and more generally panoptic segmentation. To separate instances by kernels, each kernel in K-Net only segments at most one object in an image (Fig. 1-(b)). In this way, K-Net distinguishes instances and performs segmentation simultaneously, achieving instance segmentation in one pass without extra steps. For simplicity, we call these kernels as *semantic* and *instance* kernels in this paper for semantic and instance segmentation, respectively. A simple combination of instance kernels and semantic kernels can naturally preform panoptic segmentation that either assigns a pixel to an instance ID or a class of stuff (Fig. 1-(c)).

3.2 Group-Aware Kernels

Despite the simplicity of K-Net, separating instances directly by kernels is non-trivial. Because instance kernels need to discriminate objects that vary in scale and appearance within and across images. Without a common and explicit characteristic like semantic categories, the instance kernels need stronger discriminative ability than static kernels.

To overcome this challenge, we contribute an approach to make the kernel conditional on their corresponding pixel groups, through a kernel update head shown in Fig. 2. The kernel update head f_i contains three key steps: group feature assembling, adaptive kernel update, and kernel interaction. Firstly, the group feature F^K for each pixel group is assembled using the mask prediction M_{i-1} . As it is the content of each individual groups that distinguishes them from each other, F^K is used to

update their corresponding kernel K_{i-1} adaptively. After that, the kernel interacts with each other to comprehensively model the image context. Finally, the obtained group-aware kernels K_i perform convolution over feature map F to obtain more accurate mask prediction M_i . This process can be conducted iteratively because a finer partition usually reduces the noise in group features, which results in more discriminative kernels. This process is formulated as

$$K_i, M_i = f_i(M_{i-1}, K_{i-1}, F). \quad (2)$$

Notably, the kernel update head and the iterative refinement is universal as it does not rely on the characteristic of kernels. Thus, it can enhance not only instance kernels but also semantic kernels. We detail the three steps as follows.

Group Feature Assembling. The kernel update head first assembles the features of each group, which will be adopted later to make the kernels group-aware. As the mask of each kernel in M_{i-1} essentially defines whether or not a pixel belongs to the kernel’s related group, we can assemble the feature F^K for K_{i-1} by multiplying the feature map F with the M_{i-1} as

$$F^K = \sum_u^H \sum_v^W M_{i-1}(u, v) \cdot F(u, v), F^K \in R^{B \times N \times C}, \quad (3)$$

where B is the batch size, N is the number of kernels, and C is the number of channels.

Adaptive Feature Update. The kernel update head then updates the kernels using the obtained F^K to improve the representation ability of kernels. As the mask M_{i-1} may not be accurate, which is more common the case, the feature of each group may also contain noises introduced by pixels from other groups. To reduce the adverse effect of the noise in group features, we devise an adaptive kernel update strategy. Specifically, we first conduct element-wise multiplication between F^K and K_{i-1} as

$$F^G = \phi_1(F^K) \otimes \phi_2(K_{i-1}), F^G \in R^{B \times N \times C}, \quad (4)$$

where ϕ_1 and ϕ_2 are linear transformations. Then the head learns two gates, G^F and G^K , which adapt the contribution from F^K and K_{i-1} to the updated kernel \tilde{K} , respectively. The formulation is

$$\begin{aligned} G^K &= \sigma(\psi_1(F^G)), G^F = \sigma(\psi_2(F^G)), \\ \tilde{K} &= G^F \otimes \psi_3(F^K) + G^K \otimes \psi_4(K_{i-1}), \end{aligned} \quad (5)$$

where $\psi_n, n = 1, \dots, 4$ are different fully connected (FC) layers and σ is the Sigmoid function. \tilde{K} is then used in kernel interaction.

Kernel Interaction. Interaction among kernels is important to inform each kernel with contextual information from other groups. Such information allows the kernel to implicitly model and exploit the relationship between groups of an image. To this end, we add a kernel interaction process to obtain the new kernels K_i given the updated kernels \tilde{K} . Here we simply adopt Multi-Head Attention [46] followed by a Feed-Forward Neural Network, which has been proven effective in previous works [4, 46]. The output K_i of kernel interaction is then used to generate a new mask prediction through $M_i = g_i(K_i) * F$. K_i will also be used to predict classification scores in instance and panoptic segmentation.

3.3 Training Instance Kernels

While each semantic kernel can be assigned to a constant semantic class, there lacks an explicit rule to assign varying number of targets to instance kernels. In this work, we adopt bipartite matching strategy and set prediction loss [4, 42] to train instance kernels in an end-to-end manner. Different from previous works [4, 42] that rely on boxes, the learning of instance kernels is purely mask-driven because the inference of K-Net is naturally box-free.

Loss Functions. The loss function for instance kernels is written as

$$L_K = \lambda_{cls} L_{cls} + \lambda_{ce} L_{ce} + \lambda_{dice} L_{dice}, \quad (6)$$

where L_{cls} is Focal loss [32] for classification, and L_{ce} and L_{dice} are CrossEntropy (CE) loss and Dice loss [37] for segmentation, respectively. Given that each instance only occupies a small region in an image, CE loss is insufficient to handle the highly imbalanced learning targets of masks. Therefore, we apply Dice loss [37] to handle this issue following previous works [45, 47, 48].

Mask-based Hungarian Assignment. We adopt Hungarian assignment strategy used in [4, 42] for target assignment to train K-Net in an end-to-end manner. It builds a one-to-one mapping between the predicted instance masks and the ground-truth (GT) instances based on the matching costs. The matching cost is calculated between the mask and GT pairs in a similar manner as the training loss.

3.4 Applications to Various Segmentation Tasks

Panoptic Segmentation. For panoptic segmentation, the kernels are composed of instance kernels K_0^{ins} and semantic kernels K_0^{sem} as shown in Fig. 2. We adopt semantic FPN [25] for producing high resolution feature map F , except that we add positional encoding used in [4, 46, 65] to enhance the positional information. As semantic segmentation mainly relies on semantic information for per-pixel classification, while instance segmentation prefers accurate localization information to separate instances, we use two separate branches to generate the features F^{ins} and F^{sem} to perform convolution with K_0^{ins} and K_0^{sem} for generating instance and semantic masks M_0^{ins} and M_0^{sem} , respectively. This design is consistent with previous practices [25, 48].

We then construct M_0 , K_0 , and F as the inputs of kernel update head to dynamically update the kernels and refine the panoptic mask prediction. Because ‘things’ are already separated by instance masks in M_0^{ins} , while M_0^{sem} contains the semantic masks of both ‘things’ and ‘stuff’, we select M_0^{st} , the masks of stuff categories from M_0^{sem} , and directly concatenate it with M_0^{ins} to form the panoptic mask prediction M_0 . Due to similar reason, we only select and concatenate the kernels of stuff classes in K_0^{sem} with K_0^{ins} to form the panoptic kernels K_0 . To exploit the complementary semantic information in F^{sem} and localization information in F^{ins} , we add them together to obtain F as the input feature map of the kernel update head. With the constructed M_0 , K_0 , and F , the kernel update head can start produce group-aware kernels K_s , $s = \{1, 2, \dots, S\}$ iteratively by S times and obtain the refined mask prediction M_S . We follow Panoptic FPN [25] to merge masks of things and stuff in M_S based on their classification scores for the final panoptic segmentation results.

Instance Segmentation. In the similar framework, we simply remove the concatenation process of kernels and masks to perform instance segmentation. We did not remove the semantic segmentation branch as the semantic information is still complementary for instance segmentation. Note that in this case, the semantic segmentation branch does not use extra annotations. The ground truth of semantic segmentation is built by converting instance masks to their corresponding class labels.

Semantic Segmentation. As K-Net does not rely on specific architectures of model representation, K-Net can perform semantic segmentation by simply appending its kernel update head to any existing semantic segmentation methods [8, 35, 51, 60] that rely on semantic kernels.

4 Experiments

Dataset and Metrics. For panoptic and instance segmentation, we perform experiments on the challenging COCO dataset [33]. All models are trained on the train2017 split and evaluated on the val2017 split. The panoptic segmentation results are evaluated by the PQ metric [26]. We also report the performance of thing and stuff, noted as PQ^{Th} , PQ^{St} , respectively, for thorough evaluation. The instance segmentation results are evaluated by mask AP [33]. The AP for small, medium and large objects are noted as AP_s , AP_m , and AP_l , respectively. The AP at mask IoU thresholds 0.5 and 0.75 are also reported as AP_{50} and AP_{75} , respectively. For semantic segmentation, we conduct experiments on the challenging ADE20K dataset [63] and report mIoU to evaluate the segmentation quality. All models are trained on the train split and evaluated on the validation split.

Implementation Details. For panoptic and instance segmentation, we implement K-Net with MMDetection [6]. In the ablation study, the model is trained with a batch size of 16 for 12 epochs. The learning rate is 0.0001, and it is decreased by 0.1 after 8 and 11 epochs, respectively. We use AdamW [36] with a weight decay of 0.05. For data augmentation in training, we adopt horizontal flip augmentation with a single scale. The long edge and short edge of images are resized to 1333 and 800, respectively, without changing the aspect ratio. When comparing with other frameworks, we use multi-scale training with a longer schedule (36 epochs) for fair comparisons [6]. The short edge of images is randomly sampled from [640, 800] [19].

For semantic segmentation, we implement K-Net with MMSegmentation [12] and train it with 80,000 iterations. As AdamW [36] empirically works better than SGD, we use AdamW with a weight decay

Table 1: Comparisons with state-of-the-art panoptic segmentation methods on COCO dataset

Framework	Backbone	Box-free	NMS-free	Epochs	PQ	PQ Th	PQ St
val							
Panoptic-DeepLab [11]	Xception-71			~1000	39.7	43.9	33.2
Panoptic FPN [25]	R50-FPN			36	41.5	48.5	31.1
SOLOv2 [48]	R50-FPN	✓		36	42.1	49.6	30.7
DETR [4] [†]	R50		✓	~150 + 25	43.4	48.2	36.3
Unifying [28]	R50-FPN			~27	43.4	48.6	35.5
Panoptic FCN [30]	R50-FPN	✓	✓	36	43.6	49.3	35.0
K-Net	R50-FPN	✓	✓	36	45.1	50.3	37.3
test-dev							
Panoptic-DeepLab	Xception-71	✓		~1000	41.4	45.1	35.9
Panoptic FPN	R101-FPN			36	43.5	50.8	32.5
Panoptic FCN	R101-FPN	✓	✓	36	45.5	51.4	36.4
DETR	R101		✓	~150 + 25	46.0	-	-
UPNet [53]	R101-FPN-DCN			36	46.6	53.2	36.7
Unifying [28]	R101-FPN-DCN			~27	47.2	53.5	37.7
K-Net	R101-FPN	✓	✓	36	47.0	52.8	38.2
K-Net	R101-FPN-DCN	✓	✓	36	48.3	54.0	39.7
K-Net	Swin-L [34]	✓	✓	36	52.1	58.2	42.8

Table 2: Comparisons with state-of-the-art instance segmentation methods on COCO dataset

Method	Backbone	Box-free	NMS-free	Epochs	AP	AP ₅₀	AP ₇₀	AP _s	AP _m	AP _l	FPS
val2017											
SOLO [47]	R-50-FPN	✓		36	35.8	56.7	37.9	14.3	39.3	53.2	12.7
Mask R-CNN [20]	R-50-FPN			36	37.1	58.5	39.7	18.7	39.6	53.9	17.5
SOLOv2 [48]	R-50-FPN	✓		36	37.5	58.2	40.0	15.8	41.4	56.6	17.7
CondInst [45]	R-50-FPN			36	37.5	58.5	40.1	18.7	41.0	53.3	14.0
Cascade Mask R-CNN [3]	R-50-FPN			36	38.5	59.7	41.8	19.3	41.1	55.6	10.3
K-Net	R-50-FPN	✓	✓	36	37.8	60.3	39.9	16.9	41.2	57.5	21.2
K-Net-N256	R-50-FPN	✓	✓	36	38.6	60.9	41.0	19.1	42.0	57.7	19.8
test-dev											
TensorMask [10]	R-50-FPN	✓		72	35.4	57.2	37.3	16.3	36.8	49.3	-
SOLO	R-50-FPN	✓		72	36.8	58.6	39.0	15.9	39.5	52.1	12.7
Mask R-CNN	R-50-FPN			36	37.4	59.5	40.1	18.6	39.8	51.6	17.5
CondInst	R-50-FPN			36	37.8	59.2	40.4	18.2	40.3	52.7	14.0
SOLOv2	R-50-FPN	✓		36	38.2	59.3	40.9	16.0	41.2	55.4	17.7
Cascade Mask R-CNN	R-50-FPN			36	38.8	60.4	42.0	19.4	40.9	53.9	10.3
K-Net	R-50-FPN	✓	✓	36	38.4	61.2	40.9	17.4	40.7	56.2	21.2
K-Net-N256	R-50-FPN	✓	✓	36	39.1	61.7	41.8	18.2	41.4	56.6	19.8
TensorMask	R-101-FPN	✓		72	37.1	59.3	39.4	17.4	39.1	51.6	-
SOLO	R-101-FPN	✓		72	37.8	59.5	40.4	16.4	40.6	54.2	10.7
Mask R-CNN	R-101-FPN			36	38.8	60.8	41.8	19.1	41.2	54.3	14.3
CondInst	R-101-FPN			36	38.9	60.6	41.8	18.8	41.8	54.4	11.0
SOLOv2	R-101-FPN	✓		36	39.5	60.8	42.6	16.7	43.0	57.4	14.3
Cascade Mask R-CNN	R-101-FPN			36	39.9	61.6	43.3	19.8	42.1	55.7	9.5
K-Net	R-101-FPN	✓	✓	36	40.1	62.8	43.1	18.7	42.7	58.8	16.2
K-Net-N256	R-101-FPN	✓	✓	36	40.6	63.3	43.7	18.8	43.3	59.0	15.5

of 0.0005 by default on both the baselines and K-Net for a fair comparison. The initial learning rate is 0.0001, and it is decayed by 0.1 after 60000 and 72000 iterations, respectively. More details are provided in the appendix.

Model Hyperparameters. In the ablation study, we adopt ResNet-50 [21] backbone with FPN [31]. For panoptic and instance segmentation, we use $\lambda_{cls} = 2$ for Focal loss following previous methods [65], and empirically find $\lambda_{seg} = 1$, $\lambda_{ce} = 1$, $\lambda_{dice} = 4$ work best. For efficiency, the default number of instance kernels is 100. For semantic segmentation, N equals to the number of classes of the dataset, which is 150 in ADE20K and 133 in COCO dataset. The number of rounds of iterative kernel update is set to three by default for all segmentation tasks.

4.1 Benchmark Results

Panoptic Segmentation. We first benchmark K-Net with other panoptic segmentation frameworks in Table 1. K-Net surpasses the previous state-of-the-art box-based method [28] and box/NMS-free method [30] by 1.7 and 1.5 PQ on val split, respectively. On the test-dev split, K-Net with ResNet-101-FPN backbone even obtains better results than that of UPNet [53], which uses Deformable Convolution Network (DCN) [15]. K-Net equipped with DCN surpasses the previous method [28] by 1.1 PQ. Without bells and whistles, K-Net achieves new state-of-the-art single-model performance

Table 3: Results of K-Net on ADE20K semantic segmentation dataset

 (a) Improvements of K-Net on different architectures (b) Comparisons with state-of-the-art methods. Results marked by \dagger use larger image sizes

Method	Backbone	Val mIoU
FCN [35]	R50	36.7
FCN + K-Net	R50	43.3 (+6.6)
PSPNet [60]	R50	42.6
PSPNet + K-Net	R50	43.9 (+1.3)
DLab.v3 [8]	R50	43.5
DLab.v3 + K-Net	R50	44.6 (+1.1)
UperNet [51]	R50	42.4
UperNet + K-Net	R50	43.6 (+1.2)
UperNet	Swin-L	50.6
UperNet + K-Net	Swin-L	52 (+1.4)

Method	Backbone	Val mIoU
OCRNet [57]	HRNet-W48	44.9
PSPNet [60]	R101	45.4
PSANet [61]	R101	45.4
DNL [56]	R101	45.8
DLab.v3 [8]	R101	46.7
DLab.v3+ [9]	S-101 [59]	47.3
SETR [62]	ViT-L [16]	48.6
UperNet \dagger	Swin-L	53.5
UperNet + K-Net	Swin-L	53.3
UperNet + K-Net \dagger	Swin-L	54.3

Table 4: Ablation studies of K-Net on instance segmentation

(a) Adaptive Kernel Update (A. K. U.) and Kernel Interaction (K. I.) (b) Positional Encoding (P. E.) and Coordinate Convolution (Coors.)

A. K. U.	K. I.	AP	AP ₅₀	AP ₇₅
		8.7	15.6	8.8
✓		22.6	37.3	23.5
	✓	6.7	12.2	6.6
✓	✓	34.1	55.3	35.7

(c) Number of rounds of kernel update

Stage Number	AP	AP ₅₀	AP ₇₅	FPS
1	21.8	37.3	22.1	24.0
2	32.1	52.3	33.5	22.7
3	34.1	55.3	35.7	21.2
4	34.5	56.5	35.7	20.1
5	34.5	56.5	35.9	18.9

Coors.	P. E.	AP	AP ₅₀	AP ₇₅
		30.9	51.7	31.6
✓		34.0	55.4	35.6
	✓	34.1	55.3	35.7
✓	✓	34.0	55.1	35.8

(d) Numbers of instance kernels

N	AP	AP ₅₀	AP ₇₅	FPS
50	32.7	53.7	34.1	21.6
64	33.6	54.8	35.1	21.6
100	34.1	55.3	35.7	21.2
128	34.3	55.6	35.8	20.7
256	34.7	56.1	36.3	19.8

with Swin Transformer [34] serving as the backbone. Note that only 100 instance kernels are used here for efficiency. K-Net could obtain a higher performance with more instance kernels (Sec. 4.2), as well as an extended training schedule with aggressive data augmentation used in previous work [4].

Instance Segmentation. We compare K-Net with other instance segmentation frameworks [10, 20, 45] in Table 2. More details are in the appendix. As the only box-free and NMS-free method, K-Net achieves better performance and faster inference speed than Mask R-CNN [20], SOLO [47], SOLOv2 [48] and CondInst [45], indicated by the higher AP and frames per second (FPS). We adopt 256 instance kernels (K-Net-N256 in the table) to compare with Cascade Mask R-CNN [3]. The performance of K-Net-N256 is on par with Cascade Mask R-CNN [3] but enjoys a **92.2%** faster inference speed (19.8 v.s 10.3). On COCO test-dev split, K-Net with ResNet-101-FPN backbone obtains performance that is 0.9 AP better than Mask R-CNN [20]. It also surpasses previous kernel-based approach CondInst [45] and SOLOv2 [48] by 1.2 AP and 0.6 AP, respectively. With ResNet-101-FPN backbone, K-Net surpasses Cascade Mask R-CNN with 100 and 256 instance kernels in both accuracy and speed by 0.2 AP and 6.7 FPS, and 0.7 AP and 6 FPS, respectively.

Semantic Segmentation. We apply K-Net to existing frameworks [8, 35, 51, 60] that rely on static semantic kernels in Table 3a. K-Net consistently improves different frameworks by making their semantic kernels dynamic. Notably, K-Net significantly improves FCN (**6.6** mIoU). This combination surpasses PSPNet and UperNet by 0.7 and 0.9 mIoU, respectively, and achieves performance comparable with DeepLab v3. Furthermore, the effectiveness of K-Net does not saturate with strong model representation, as it still brings significant improvement (1.4 mIoU) over UperNet with Swin Transformer [34]. The results suggest the versatility and effectiveness of K-Net for semantic segmentation. In Table 3b, we further compare K-Net with other state-of-the-art methods [9, 62] with test-time augmentation on the validation set. With the input of 512×512 , K-Net already achieves state-of-the-art performance. With a larger input of 640×640 following previous method [34] during training and testing, K-Net with UperNet and Swin Transformer achieves new state-of-the-art single model performance, which is 0.8 mIoU higher than the previous one.

4.2 Ablation Study on Instance Segmentation

We conduct an ablation study on COCO instance segmentation dataset to evaluate the effectiveness of K-Net in discriminating instances. The conclusion is also applicable to other segmentation tasks since the design of K-Net is universal to all segmentation tasks.

and surpasses the well-developed Cascade Mask R-CNN with the fastest inference speed among the recent instance segmentation frameworks. We wish K-Net and the analysis to pave the way for future research on unified image segmentation frameworks.

A Experiments

A.1 Implementation Details

We implement K-Net based on MMSegmentation [12] for experiments on semantic segmentation. We use AdamW [36] with a weight decay of 0.0005 and train the model by 80000 iterations by default. The initial learning rate is 0.0001, and it is decayed by 0.1 after 60000 and 72000 iterations, respectively. This is different from the default training setting in MMSegmentation [12] that uses SGD with momentum by 160000 iterations. But our setting obtains similar performance as the default one. Therefore, we apply AdamW with 80000 iterations to all the models in Table 3 (a) of the main text for efficiency while keeping fair comparisons. For data augmentation, we follow the default settings in MMSegmentation [12]. The long edge and short edge of images are resized to 2048 and 512, respectively, without changing the aspect ratio (described as 512×512 in the main text for short). Then random crop, horizontal flip, and photometric distortion augmentations are adopted.

A.2 Benchmark Results

Instance Segmentation. In Table 2 of the main text, we compare both accuracy and inference speed of K-Net with previous methods. For fair comparison, we re-implement Mask R-CNN [20] and Cascade Mask R-CNN [3] with the multi-scale $3 \times$ training schedule [6, 50], and submit their predictions to the evaluation server¹ for obtaining their accuracies on the `test-dev` split. For SOLO [47], SOLOv2 [48], and CondInst [45], we test and report the accuracies of the models released in their official implementation [44], which are trained by multi-scale $3 \times$ training schedule. This is because the papers [47, 48] of SOLO and SOLOv2 only report the results of multi-scale $6 \times$ schedule, and the AP_s , AP_m , and AP_l of CondInst [45] are calculated based on the areas of bounding boxes rather than instance masks due to implementation bug. The performance of TensorMask [10] is reported from Table 3 of the paper. The results in Table 2 show that K-Net obtains better AP_m and AP_l but lower AP_s than Cascade Mask R-CNN. We hypothesize this is because Cascade Mask R-CNN rescales the regions of small, medium, and large objects to a similar scale of 28×28 , and predicts masks on that scale. On the contrary, K-Net predicts all the masks on a high-resolution feature map.

We use frames per second (FPS) to benchmark the inference speed of the models. Specifically, we benchmark SOLO [47], SOLOv2 [48], CondInst [45], Mask R-CNN [20], Cascade Mask R-CNN [3] and K-Net with an NVIDIA V100 GPU. We calculate the pure inference speed of the model without counting in the data loading time, because the latency of data loading depends on the storage system of the testing machine and can vary in different environments. The reported FPS is an average FPS obtained in three runs, where each run measures the FPS of a model through 400 iterations [6, 50]. Note that the inference speed of these models may be updated due to better implementation and specific optimizations. So we present them in Table 2 only to verify that K-Net is fast and effective.

We also compare the number of parameters of these models in Table A1. Though K-Net does not have the least number of parameters, it is more lightweight than Cascade Mask R-CNN by approximately half number of the parameters (37.3 M vs. 77.1 M).

Semantic Segmentation. In Table 3 (b) of the main text, we compare K-Net on UperNet [51] using Swin Transformer [34] with the previous state-of-the-art obtained by Swin Transformer [34]. We first directly test the model in the last row of Table 3 (a) of the main text (52.0 mIoU) with test-time augmentation and obtain 53.3 mIoU, which is on-par with the current state-of-the-art result (53.5 mIoU). Then we follow the setting in Swin Transformer [34] to train the model with larger scale, which resize the long edge and short edge of images to 2048 and 640, respectively, during training and testing. The model finally obtains 54.3 mIoU on the validation set, which achieves new state-of-the-art performance on ADE20K.

¹<https://competitions.codalab.org/competitions/20796>

Table A1: Comparisons with state-of-the-art instance segmentation methods on COCO test-dev. ‘Params (M)’ indicates the number of parameters in the model, and the counting unit is million

Method	Backbone	Box-free	NMS-free	AP \uparrow	FPS \uparrow	Params (M) \downarrow
SOLO	R-50-FPN	✓		36.8	12.7	36.08
Mask R-CNN	R-50-FPN			37.4	17.5	44.17
CondInst	R-50-FPN			37.8	14.0	33.89
SOLOv2	R-50-FPN	✓		38.2	17.7	46.37
Cascade Mask R-CNN	R-50-FPN			38.8	10.3	77.10
K-Net	R-50-FPN	✓	✓	38.4	21.2	37.26
K-Net-N256	R-50-FPN	✓	✓	39.1	19.8	37.30
SOLO	R-101-FPN	✓		37.8	10.7	55.07
Mask R-CNN	R-101-FPN			38.8	14.3	63.16
CondInst	R-101-FPN			38.9	11.0	52.83
SOLOv2	R-101-FPN	✓		39.5	14.3	65.36
Cascade Mask R-CNN	R-101-FPN			39.9	9.5	96.09
K-Net	R-101-FPN	✓	✓	40.1	16.2	56.25
K-Net-N256	R-101-FPN	✓	✓	40.6	15.5	56.29

A.3 Visual Analysis

Masks Refined through Kernel Update. We analyze how the mask predictions change before and after each round of kernel update as shown in Figure A1. The static kernels have difficulties in handling the boundaries between masks, and the mask prediction cannot cover the whole image. The mask boundaries are gradually refined and the empty holes in big masks are finally filled through kernel updates. Notably, the mask predictions after the second and the third rounds look very similar, which means the discriminative capabilities of kernels start to saturate after the second round kernel update. The visual analysis is consistent with the evaluation metrics of a similar model on the val split, where the static kernels before kernel update only achieve 33.0 PQ, and the dynamic kernels after the first update obtain 41.0 PQ. The dynamic kernels after the second and the third rounds obtain 46.0 PQ and 46.3 PQ, respectively.

Failure Cases. We also analyze the failure cases and find two typical failure modes of K-Net. First, for the contents that have very similar texture appearance, K-Net sometimes have difficulties to distinguish them from each other and results in inaccurate mask boundaries and misclassification of contents. Second, as shown in Figure A2b, in crowded scenarios, it is also challenging for K-Net to recognize and segment all the instances given limited number of instance kernels.

B Broader Impact

Simplicity and effectiveness are two significant properties pursued by computer vision algorithms. Our work pushes the boundary of segmentation algorithms through these two aspects by providing a unified perspective that tackles semantic, instance, and panoptic segmentation tasks consistently. The work could also ease and accelerate the model production and deployment in real-world applications, such as in autonomous driving, robotics, and mobile phones. The model with higher accuracy proposed in this work could also improve the safety of its related applications. However, due to limited resources, we do not evaluate the robustness of the proposed method on corrupted images and adversarial attacks. Therefore, the safety of the applications using this work may not be guaranteed. To mitigate that, we plan to analyze and improve the robustness of models in the future research.

References

- [1] Min Bai and Raquel Urtasun. Deep watershed transform for instance segmentation. In *CVPR*, 2017.
- [2] Daniel Bolya, Chong Zhou, Fanyi Xiao, and Yong Jae Lee. YOLACT: Real-time instance segmentation. In *ICCV*, 2019.
- [3] Zhaowei Cai and Nuno Vasconcelos. Cascade R-CNN: Delving into high quality object detection. In *CVPR*, 2018.
- [4] Nicolas Carion, Francisco Massa, Gabriel Synnaeve, Nicolas Usunier, Alexander Kirillov, and Sergey Zagoruyko. End-to-end object detection with transformers. In *ECCV*, 2020.
- [5] Kai Chen, Jiangmiao Pang, Jiaqi Wang, Yu Xiong, Xiaoxiao Li, Shuyang Sun, Wansen Feng, Ziwei Liu, Jianping Shi, Wanli Ouyang, Chen Change Loy, and Dahua Lin. Hybrid task cascade for instance segmentation. In *CVPR*, 2019.
- [6] Kai Chen, Jiaqi Wang, Jiangmiao Pang, Yuhang Cao, Yu Xiong, Xiaoxiao Li, Shuyang Sun, Wansen Feng, Ziwei Liu, Jiarui Xu, Zheng Zhang, Dazhi Cheng, Chenchen Zhu, Tianheng Cheng, Qijie Zhao, Buyu


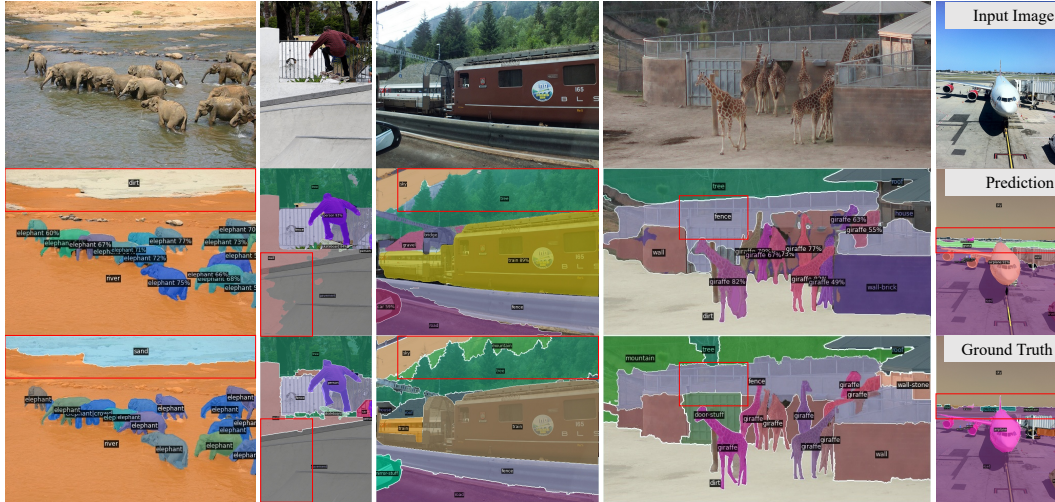



Figure A1: Changes of masks before and after kernel updates of a similar model. PQ of each stage on the val split is also reported. Best viewed in color with zoom in.

- Li, Xin Lu, Rui Zhu, Yue Wu, Jifeng Dai, Jingdong Wang, Jianping Shi, Wanli Ouyang, Chen Change Loy, and Dahua Lin. MMDetection: Open mmlab detection toolbox and benchmark. *arXiv preprint arXiv:1906.07155*, 2019.
- [7] Liang-Chieh Chen, George Papandreou, Iasonas Kokkinos, Kevin Murphy, and Alan L. Yuille. DeepLab: Semantic image segmentation with deep convolutional nets, atrous convolution, and fully connected crfs. *TPAMI*, 2018.
- [8] Liang-Chieh Chen, George Papandreou, Florian Schroff, and Hartwig Adam. Rethinking atrous convolution for semantic image segmentation. *arXiv preprint arXiv:1706.05587*, 2017.
- [9] Liang-Chieh Chen, Yukun Zhu, George Papandreou, Florian Schroff, and Hartwig Adam. Encoder-decoder with atrous separable convolution for semantic image segmentation. In *ECCV*, 2018.
- [10] Xinlei Chen, Ross Girshick, Kaiming He, and Piotr Dollár. Tensormask: A foundation for dense object segmentation. 2019.
- [11] Bowen Cheng, Maxwell D. Collins, Yukun Zhu, Ting Liu, Thomas S. Huang, Hartwig Adam, and Liang-Chieh Chen. Panoptic-DeepLab: A simple, strong, and fast baseline for bottom-up panoptic segmentation. In *CVPR*, 2020.



(a) Misclassification and inaccurate boundaries between contents that share similar texture appearance.



(b) Mask prediction on the images that contain crowded instances.

Figure A2: Failure modes of K-Net. Best viewed in color with zoom in.

- [12] MMSegmentation Contributors. MMSegmentation: Openmmlab semantic segmentation toolbox and benchmark. <https://github.com/open-mmlab/mmdetection>, 2020.
- [13] Marius Cordts, Mohamed Omran, Sebastian Ramos, Timo Rehfeld, Markus Enzweiler, Rodrigo Benenson, Uwe Franke, Stefan Roth, and Bernt Schiele. The cityscapes dataset for semantic urban scene understanding. In *CVPR*, 2016.
- [14] Jifeng Dai, Kaiming He, and Jian Sun. Instance-aware semantic segmentation via multi-task network cascades. *CVPR*, 2016.
- [15] Jifeng Dai, Haozhi Qi, Yuwen Xiong, Yi Li, Guodong Zhang, Han Hu, and Yichen Wei. Deformable convolutional networks. In *ICCV*, 2017.
- [16] Alexey Dosovitskiy, Lucas Beyer, Alexander Kolesnikov, Dirk Weissenborn, Xiaohua Zhai, Thomas Unterthiner, Mostafa Dehghani, Matthias Minderer, Georg Heigold, Sylvain Gelly, Jakob Uszkoreit, and Neil Houlsby. An image is worth 16x16 words: Transformers for image recognition at scale. In *ICLR*, 2021.
- [17] Hang Gao, Xizhou Zhu, Stephen Lin, and Jifeng Dai. Deformable Kernels: Adapting effective receptive fields for object deformation. In *ICLR*, 2020.
- [18] Junjun He, Zhongying Deng, and Yu Qiao. Dynamic multi-scale filters for semantic segmentation. In *ICCV*, 2019.
- [19] Kaiming He, Ross Girshick, and Piotr Dollar. Rethinking ImageNet pre-training. In *ICCV*, 2019.
- [20] Kaiming He, Georgia Gkioxari, Piotr Dollár, and Ross B. Girshick. Mask R-CNN. In *ICCV*, 2017.

- [21] Kaiming He, Xiangyu Zhang, Shaoqing Ren, and Jian Sun. Deep residual learning for image recognition. In *CVPR*, 2016.
- [22] Zhaojin Huang, Lichao Huang, Yongchao Gong, Chang Huang, and Xinggang Wang. Mask Scoring R-CNN. In *CVPR*, 2019.
- [23] Max Jaderberg, Karen Simonyan, Andrew Zisserman, and Koray Kavukcuoglu. Spatial transformer networks. In *NeurIPS*, 2015.
- [24] Xu Jia, Bert De Brabandere, Tinne Tuytelaars, and Luc Van Gool. Dynamic filter networks. In *NeurIPS*, 2016.
- [25] Alexander Kirillov, Ross B. Girshick, Kaiming He, and Piotr Dollár. Panoptic feature pyramid networks. In *CVPR*, 2019.
- [26] Alexander Kirillov, Kaiming He, Ross Girshick, Carsten Rother, and Piotr Dollár. Panoptic segmentation. In *CVPR*, 2019.
- [27] Alexander Kirillov, Evgeny Levinkov, Bjoern Andres, Bogdan Savchynskyy, and Carsten Rother. Instance-cut: From edges to instances with multicut. In *CVPR*, 2017.
- [28] Qizhu Li, Xiaojuan Qi, and Philip H. S. Torr. Unifying training and inference for panoptic segmentation. In *CVPR*, 2020.
- [29] Yi Li, Haozhi Qi, Jifeng Dai, Xiangyang Ji, and Yichen Wei. Fully convolutional instance-aware semantic segmentation. *CVPR*, 2017.
- [30] Yanwei Li, Hengshuang Zhao, Xiaojuan Qi, Liwei Wang, Zeming Li, Jian Sun, and Jiaya Jia. Fully convolutional networks for panoptic segmentation. In *CVPR*, 2021.
- [31] Tsung-Yi Lin, Piotr Dollár, Ross B. Girshick, Kaiming He, Bharath Hariharan, and Serge J. Belongie. Feature pyramid networks for object detection. In *CVPR*, 2017.
- [32] Tsung-Yi Lin, Priya Goyal, Ross B. Girshick, Kaiming He, and Piotr Dollár. Focal loss for dense object detection. In *ICCV*, 2017.
- [33] Tsung-Yi Lin, Michael Maire, Serge Belongie, James Hays, Pietro Perona, Deva Ramanan, Piotr Dollár, and C Lawrence Zitnick. Microsoft COCO: Common objects in context. In *ECCV*, 2014.
- [34] Ze Liu, Yutong Lin, Yue Cao, Han Hu, Yixuan Wei, Zheng Zhang, Stephen Lin, and Baining Guo. Swin Transformer: Hierarchical vision transformer using shifted windows. *arXiv preprint arXiv:2103.14030*, 2021.
- [35] Jonathan Long, Evan Shelhamer, and Trevor Darrell. Fully convolutional networks for semantic segmentation. In *CVPR*, 2015.
- [36] Ilya Loshchilov and Frank Hutter. Decoupled weight decay regularization. In *ICLR*, 2019.
- [37] Fausto Milletari, Nassir Navab, and Seyed-Ahmad Ahmadi. V-Net: Fully convolutional neural networks for volumetric medical image segmentation. In *3DV*, 2016.
- [38] Davy Neven, Bert De Brabandere, Marc Proesmans, and Luc Van Gool. Instance segmentation by jointly optimizing spatial embeddings and clustering bandwidth. In *CVPR*, 2019.
- [39] Alejandro Newell, Zhiao Huang, and Jia Deng. Associative Embedding: End-to-end learning for joint detection and grouping. In *NeurIPS*, 2017.
- [40] Sida Peng, Wen Jiang, Huaijin Pi, Xiuli Li, Hujun Bao, and Xiaowei Zhou. Deep snake for real-time instance segmentation. In *CVPR*, 2020.
- [41] Shaoqing Ren, Kaiming He, Ross Girshick, and Jian Sun. Faster R-CNN: Towards real-time object detection with region proposal networks. In *NeurIPS*, 2015.
- [42] Russell Stewart, Mykhaylo Andriluka, and Andrew Y. Ng. End-to-end people detection in crowded scenes. In *CVPR*, 2016.
- [43] Richard Szeliski. *Computer vision: algorithms and applications*. Springer Science & Business Media, 2010.
- [44] Zhi Tian, Hao Chen, Xinlong Wang, Yuliang Liu, and Chunhua Shen. AdelaiDet: A toolbox for instance-level recognition tasks. <https://git.io/adelaidet>, 2019.
- [45] Zhi Tian, Chunhua Shen, and Hao Chen. Conditional convolutions for instance segmentation. In *ECCV*, 2020.
- [46] Ashish Vaswani, Noam Shazeer, Niki Parmar, Jakob Uszkoreit, Llion Jones, Aidan N. Gomez, Lukasz Kaiser, and Illia Polosukhin. Attention is all you need. In *NeurIPS*, 2017.
- [47] Xinlong Wang, Tao Kong, Chunhua Shen, Yuning Jiang, and Lei Li. SOLO: Segmenting objects by locations. In *ECCV*, 2020.
- [48] Xinlong Wang, Rufeng Zhang, Tao Kong, Lei Li, and Chunhua Shen. SOLOv2: Dynamic and fast instance segmentation. *NeurIPS*, 2020.
- [49] Jialin Wu, Dai Li, Yu Yang, Chandrajit Bajaj, and Xiangyang Ji. Dynamic filtering with large sampling field for convnets. In *ECCV*, 2018.
- [50] Yuxin Wu, Alexander Kirillov, Francisco Massa, Wan-Yen Lo, and Ross Girshick. Detectron2. <https://github.com/facebookresearch/detectron2>, 2019.
- [51] Tete Xiao, Yingcheng Liu, Bolei Zhou, Yuning Jiang, and Jian Sun. Unified perceptual parsing for scene understanding. In *ECCV*, 2018.

- [52] Enze Xie, Peize Sun, Xiaoge Song, Wenhai Wang, Xuebo Liu, Ding Liang, Chunhua Shen, and Ping Luo. PolarMask: Single shot instance segmentation with polar representation. In *CVPR*, 2020.
- [53] Yuwen Xiong, Renjie Liao, Hengshuang Zhao, Rui Hu, Min Bai, Ersin Yumer, and Raquel Urtasun. UPSNet: A unified panoptic segmentation network. In *CVPR*, 2019.
- [54] Wenqiang Xu, Haiyang Wang, Fubo Qi, and Cewu Lu. Explicit shape encoding for real-time instance segmentation. In *ICCV*, 2019.
- [55] Tien-Ju Yang, Maxwell D. Collins, Yukun Zhu, Jyh-Jing Hwang, Ting Liu, Xiao Zhang, Vivienne Sze, George Papandreou, and Liang-Chieh Chen. DeeperLab: Single-shot image parser. *CoRR*, abs/1902.05093, 2019.
- [56] Minghao Yin, Zhuliang Yao, Yue Cao, Xiu Li, Zheng Zhang, Stephen Lin, and Han Hu. Disentangled non-local neural networks. In *ECCV*, 2020.
- [57] Yuhui Yuan, Xilin Chen, and Jingdong Wang. Object-contextual representations for semantic segmentation. In *ECCV*, 2020.
- [58] Hang Zhang, Kristin Dana, Jianping Shi, Zhongyue Zhang, Xiaogang Wang, Amrith Tyagi, and Amit Agrawal. Context encoding for semantic segmentation. In *CVPR*, June 2018.
- [59] Hang Zhang, Chongruo Wu, Zhongyue Zhang, Yi Zhu, Zhi Zhang, Haibin Lin, Yue Sun, Tong He, Jonas Muller, R. Manmatha, Mu Li, and Alexander Smola. Resnest: Split-attention networks. *arXiv preprint arXiv:2004.08955*, 2020.
- [60] Hengshuang Zhao, Jianping Shi, Xiaojuan Qi, Xiaogang Wang, and Jiaya Jia. Pyramid scene parsing network. In *CVPR*, 2017.
- [61] Hengshuang Zhao, Yi Zhang, Shu Liu, Jianping Shi, Chen Change Loy, Dahua Lin, and Jiaya Jia. PSANet: Point-wise spatial attention network for scene parsing. In *ECCV*, 2018.
- [62] Sixiao Zheng, Jiachen Lu, Hengshuang Zhao, Xiatian Zhu, Zekun Luo, Yabiao Wang, Yanwei Fu, Jianfeng Feng, Tao Xiang, Philip H.S. Torr, and Li Zhang. Rethinking semantic segmentation from a sequence-to-sequence perspective with transformers. In *CVPR*, 2021.
- [63] Bolei Zhou, Hang Zhao, Xavier Puig, Tete Xiao, Sanja Fidler, Adela Barriuso, and Antonio Torralba. Semantic understanding of scenes through the ADE20K dataset. *IJCV*, 2019.
- [64] Xizhou Zhu, Han Hu, Stephen Lin, and Jifeng Dai. Deformable ConvNets V2: More deformable, better results. In *CVPR*, 2019.
- [65] Xizhou Zhu, Weijie Su, Lewei Lu, Bin Li, Xiaogang Wang, and Jifeng Dai. Deformable DETR: deformable transformers for end-to-end object detection. *CoRR*, abs/2010.04159, 2020.