
ASK: Adversarial Soft k-Nearest Neighbor Attack and Defense

Ren Wang*
University of Michigan

Tianqi Chen
University of Michigan

Philip Yao
University of Michigan

Sijia Liu
Michigan State University

Indika Rajapakse
University of Michigan

Alfred Hero
University of Michigan

Abstract

K-Nearest Neighbor (kNN)-based deep learning methods have been applied to many applications due to their simplicity and geometric interpretability. However, the robustness of kNN-based classification models has not been thoroughly explored and kNN attack strategies are underdeveloped. In this paper, we propose an Adversarial Soft kNN (ASK) loss to both design more effective kNN attack strategies and to develop better defenses against them. Our ASK loss approach has two advantages. First, ASK loss can better approximate the kNN’s probability of classification error than objectives proposed in previous works. Second, the ASK loss is interpretable: it preserves the mutual information between the perturbed input and the kNN of the unperturbed input. We use the ASK loss to generate a novel attack method called the ASK-Attack (ASK-Atk), which shows superior attack efficiency and accuracy degradation relative to previous kNN attacks. Based on the ASK-Atk, we then derive an ASK-Defense (ASK-Def) method that optimizes the worst-case training loss induced by ASK-Atk. Experiments on CIFAR-10 (ImageNet) show that (i) ASK-Atk achieves $\geq 13\%$ ($\geq 13\%$) improvement in attack success rate over previous kNN attacks, and (ii) ASK-Def outperforms the conventional adversarial training method by $\geq 6.9\%$ ($\geq 3.5\%$) in terms of robustness improvement.

1 Introduction

The K-Nearest Neighbor (kNN) classifier is a simple prototype classification algorithm that has been widely used in classification tasks [6, 21, 2]. Combined with deep neural networks (DNNs), kNN has also been successfully applied to a broad range of important learning tasks e.g., machine translation [9], speaker verification [8], and face recognition [13]. Nonetheless, DNN classifiers have been found to be vulnerable against adversarial attacks [10, 20], which generate small perturbations on benign examples to flip class predictions. Although researchers have recently demonstrated that kNN-based deep learning methods are effective in defending against adversarial attacks on DNNs [15, 22], and can be used in more general data quality testing applications [1], as compared to DNN’s, the intrinsic adversarial robustness of kNN classifiers has been less well explored.

Previously proposed strategies for attacking kNN-based classifiers include: the Deep kNN attack (DkNN-Atk), which is based on a heuristic process to approximate the kNN [18]; and the adversarial KNN attack (AdvKnn) [11], which uses a neural network to approximate the kNN distribution. As shown in Figure 1, neither work particularly well on the CIFAR-10 DNN model trained by the adversarial training (AT) [12].

*renwang@umich.edu; Codes are available at <https://github.com/wangren09/ASK>.

In this paper, we develop a more effective optimization-based attack strategy on kNN-type classifiers using a novel loss function, called the Adversarial Soft kNN (ASK) loss. ASK loss better approximate the kNN’s probability of classification error as compared to the previously introduced loss functions. We show that the ASK loss is bounded by an information theoretic measure: a mutual information measure between the attacked example and benign examples, providing intuition for the ASK loss function. We develop a more effective attack on kNN-based classifiers, called the ASK-Attack (ASK-Atk), that maximizes the ASK loss. When applied to the kNN on DNN structures, our proposed ASK-attack targets its hidden layers. We then derive a more robust defense against such attacks, called the ASK-Defense (ASK-Def), that minimizes the maximum ASK in the robust training process.

Previous robust training methods have largely focused on robustifying DNN prediction [12, 24]. To the best of our knowledge, the proposed ASK-defense is the first method to defend against kNN attacks on hidden layers of DNNs via robust training. The left and right panels of Figure 1 demonstrates the effectiveness of both the proposed ASK-Atk and ASK-Def methods, respectively. Importantly, ASK-Def achieves an average 7% robustness with training complexity comparable to conventional adversarial training.

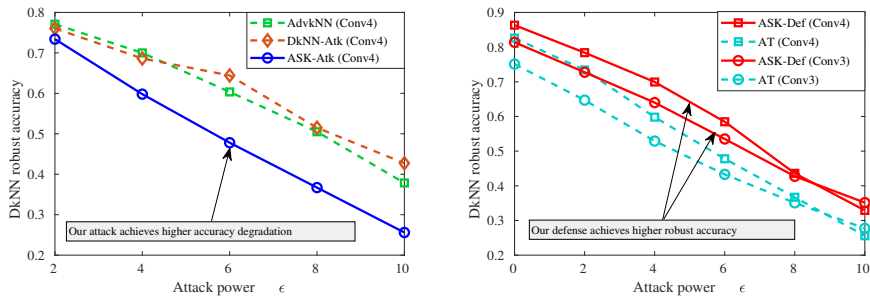


Figure 1: Proposed attack (ASK-Atk on left panel) and proposed defense (ASK-Def on right panel) outperform previous methods in terms of impact on accuracy. All accuracy curves correspond to attacks or defenses on the base classifier, a Deep k-Nearest Neighbor (DkNN) [15], with VGG16 CNN architecture, trained on CIFAR-10. Left: ASK-Atk achieves higher accuracy degradation (higher attack success rate) than the existing DkNN-Atk [18] and AdvKnn [11] attacks on the adversarially trained [12] model. Right: Model trained using the proposed defense (ASK-Def) is more resilient to the ASK-Atk than the adversarially trained baseline model for defending convolutional layers 3 (Conv3) and 4 (Conv4) of VGG16.

Contributions. Our principal contributions are the following:

- A novel Adversarial Soft kNN (ASK) loss is introduced that approximates the kNN’s probability of classification error in the adversarial setting, and establish that it bounds the mutual information between the perturbed input and the kNN of the unperturbed input.
- A new attack strategy, the ASK-Attack (ASK-Atk), is presented that maximizes the ASK loss. On CIFAR-10 and Imagenette we show that the proposed ASK-Atk improves on the kNN attacks of [18] and [11]: ASK-Atk achieves $\geq 13\%$ additional degradation in accuracy rates.
- A new defense strategy, the ASK-Defense (ASK-Def), is presented to robustify model weights through minimizing the maximum ASK loss. On CIFAR-10 (Imagenette) the proposed defense improves the robustness of the DkNN over conventional adversarial training [12] by $\geq 6.9\%$ ($\geq 3.5\%$) on the single selected layers and 4.8% (1.3%) on the combined layers.

Background and comparisons. Non-parametric methods like kNN have been widely applied to different tasks, e.g., neural language models [9, 8] and the reasoning task of correspondence classification [16]. Recently, kNN has received renewed attention for its potential to improve robustness. In [23] the authors proposed a robust 1-NN classifier that removes a subset corresponding to the oppositely labeled nearby points in the training data. Multi-layer kNN’s [15, 22] provide robust classification against adversarial attacks on DNNs. The baseline method we use to evaluate the

ASK-Atk and ASK-Def is the Deep k-Nearest Neighbor (DkNN) [15]. In a DkNN the kNN classifier is embedded into selected layers of a DNN, producing an output class decision by majority vote among the kNN classifiers:

$$y_{\text{DkNN}} = \arg \max_c \sum_{l \in \mathcal{L}} p_l^c(\mathbf{x}), \quad c \in [C], \quad (1)$$

where l is the l -th layer of a DNN and \mathcal{L} is the set of the selected layers. Here $p_l^c(\mathbf{x})$ is the confidence score assigned to class c predicted by the kNN in layer l for input \mathbf{x} . $[C]$ denotes the set $\{1, 2, \dots, C\}$, where C is the number of classes. Recent work shows that the DkNN can also be used to remove the mislabeled training data [1].

While robustness of kNN-based classifiers against a wide range of adversarial attacks has been established, their robustness against customized attacks is less well studied. Originally designed with cosine similarity, the DkNN attack (DkNN-Atk) attempts to reduce robustness by moving examples towards incorrect classes through some heuristic steps [18]. Another attack, AdvKnn, trains a small neural network, called the deep kNN block, to approximate the kNN classifier and uses it to construct the attack [11]. Our ASK loss framework for designing adversarial attacks establishes a much stronger attack, the ASK-Atk, than these previous attacks. This is illustrated for the DkNN/VGG16 model trained on the CIFAR-10 training set in the left panel of Figure 1. The results also demonstrate that the ASK loss can well approximate the kNN’s probability of classification error. One recent work [7] has studied a similar form of loss for representation learning with random minibatch selection. The form of ASK loss can be compared with contrastive loss functions, which has often been used in self-supervised representation learning, e.g., for data augmentation by applying operations like cropping, resizing, or rotation [5, 19]. This paper is the first to propose a loss of such form (see (2)) in the supervised and adversarial DNN setting.

Furthermore, as ASK-Atk is based on maximizing the ASK loss function, a stronger defense can be mounted by minimizing the maximum ASK loss during the training process, leading to the proposed ASK-Def. Unlike other robust training methods that defend the output layer of the DNN [12, 24], ASK-Def also defends kNN classifiers on hidden layers leading to improved robustness (right panel of Figure 1). In Figure 2 we illustrate the advantage of ASK-Atk and ASK-Def for one of the CIFAR-10 images contributing to the curves shown in Figure 1. For a clean example of class “truck,” the figure shows that **(i)** ASK-Atk successfully attacks the example while the AdvKnn and DkNN-Atk fail, and **(ii)** the model using standard adversarial training fails to defend against ASK-Atk while the model trained by ASK-Def successfully defends against the attack.

2 Adversarial soft kNN (ASK) loss

The weights of DNNs are most commonly trained using gradient descent methods. Such methods require a smooth (differentiable or sub-differentiable) network architecture, as a function of the DNN weights, in addition to a smooth loss function. However, neural nets incorporating kNN’s are not differentiable as the kNN mapping is not a smooth function of its inputs. Smooth approximations to the kNN have been used to overcome this non-differentiability challenge [16, 18]. In this section, we take a different approach that uses a simple and differentiable Adversarial Soft kNN (ASK) loss, which is a function of the kNN classifier only through the kNN distances. The ASK loss will be used to design effective attacks and defenses on kNN-based classifiers.

Notation. We consider a DNN with weights θ , and denote θ_l as weights from layer 1 to layer l . $f_{\theta_l}(\cdot) : \mathbb{R}^d \rightarrow \mathbb{R}^{d_l}$ represents the mapping from the input to the l -th layer feature representation. (\mathbf{x}_i, y_i) represents a benign (clean unperturbed) feature-label pair. We denote $\mathbf{x}'_i = \mathbf{x}_i + \delta_i$ the perturbed version of \mathbf{x}_i . In the adversarial context, \mathbf{x}'_i is called an adversarial example. (X_i^{l+}, Y_i^{l+}) denotes the subset selected from \mathcal{D}_{y_i} (the training data of class y_i). Similarly, (X_i^{l-}, Y_i^{l-}) is an element of the set $\mathcal{D}_{\hat{y}}$, where $\forall \hat{y} \in [C]/y_i$. $(X_{i[c]}^l, Y_{i[c]}^l)$ are the feature-label pairs belonging to class c . Note that $(X_i^{l+}, Y_i^{l+}) = (X_{i[y_i]}^l, Y_{i[y_i]}^l)$. Using kNN search, X_i^{l+} and X_i^{l-} are the K closest data points to the benign example \mathbf{x}_i on layer l from each respective class (class ‘+’ and its complementary classes ‘-’). We also consider a non-local selection strategy with class constraint, which will be made clear to readers in the following sections. We will call $X_i^l = \{X_i^{l+}, X_i^{l-}\}$ the *reference data* for x_i at the l -th layer, X_i^{l+} the *in-class reference data*, and X_i^{l-} the *out-of-class reference data*. $A(\cdot, \cdot)$ is a similarity measurement between a data pair, and can be chosen from different similarity



Figure 2: **Representative example showing superiority of proposed ASK attack (ASK-Atk) and ASK defense (ASK-Def) as compared to previous attack strategies (DkNN-Atk and Adv-Knn).** When the DkNN/VGG16 predictor is trained with standard adversarial training [12] on CIFAR-10, for equal perturbation ϵ , ASK-Atk (2nd row) is more successful than other attacks (3rd and 4th row). ASK-Atk maximizes the proposed ASK loss, and its perturbation of the truck image (top left) flips the classes of 4 out of 5 of the image’s nearest neighbors. When DkNN/VGG16 is trained with ASK-Def, which minimizes the maximum ASK loss, it successfully defends against all 3 attacks. In particular, the ASK-Atk can only flip the class of a single nearest neighbor (5th row).

functions, e.g., cosine, inner-product, and (negative) ℓ_2 distance. Specifically, the cosine similarity is $A(f_{\theta_l}; \mathbf{x}', \hat{\mathbf{x}}) = -\frac{1}{\tau_l} \cos(f_{\theta_l}(\mathbf{x}'), f_{\theta_l}(\hat{\mathbf{x}}))$, where τ_l denotes a positive (temperature) constant that rescales the similarity of the data pair in the l -th layer. The negative ℓ_2 distance similarity is also used in Section 5 and is defined as: $A(f_{\theta_l}; \mathbf{x}', \hat{\mathbf{x}}) = -\frac{1}{\tau_l} \|f_{\theta_l}(\mathbf{x}') - f_{\theta_l}(\hat{\mathbf{x}})\|$.

ASK loss. For any perturbed input \mathbf{x}'_i , the ASK loss on layer l is defined as

$$L_{\text{ask}}^l(\theta_l; \mathbf{x}'_i, X_i^l) = -\mathbb{E}_{X_i^l \in \{X_i^{l+}, X_i^{l-}\}} \log \frac{S(f_{\theta_l}; \mathbf{x}'_i, X_i^{l+})}{S(f_{\theta_l}; \mathbf{x}'_i, X_i^{l+}) + \sum_{c=1, c \neq y_i}^C S(f_{\theta_l}; \mathbf{x}'_i, X_{i[c]}^{l-})}, \quad (2)$$

where $S(f_{\theta_l}; \mathbf{x}', X_{i[c]}^l)$ is a similarity measure between \mathbf{x}'_i and the data samples from class c on layer l . f_{θ_l} acts on both \mathbf{x}' and $X_{i[c]}^l$. We consider two specifications of $S(\cdot, \cdot)$: **(i)** $S(\cdot, \cdot) = \exp\left(\frac{1}{K} \sum_{k=1}^K A(\cdot, \cdot)\right)$ in our attack (Section 3); and **(ii)** $S(\cdot, \cdot) = \sum_{k=1}^K \exp(A(\cdot, \cdot))$ in our defense (Section 4). Note that (2) is still well defined when there is no DNN, i.e. f_{θ_l} is an identity map. We will consider two types of ASK loss: ASK loss obtained through locally searched reference data in the attack and ASK loss obtained through non-locally selected reference data with class constraints in our defense. Both types of ASK loss satisfy Theorem 1 given below.

The kNN classifier works well when the data points within the same class are consistent and close to each other, while data points from different classes are far apart. Intuitively, minimizing (2) forces (\mathbf{x}', X_i^{l+}) to be mapped close together, while forcing pairs (\mathbf{x}', X_i^{l-}) further away in the embedding space induced by the l -th layer. The ASK loss has the interpretation as a temperature-scaled cross-entropy [3], which is related to the kNN’s probability of classification error.

Information-theoretic interpretation of ASK loss. The ASK loss (2) is closely related to the mutual information between the kNNs of the unperturbed input X_i^{l+} and the perturbed input \mathbf{x}' at layer l . Specifically, the following theorem shows that the negative ASK loss $-L_{\text{ask}}^l$ lower bounds the mutual information $\text{MI}(X_i^{l+}, \mathbf{x}')$ up to an additive constant $\log(C - 1)$.

Theorem 1.

$$\text{MI}(X_i^{l+}, \mathbf{x}') \geq -L_{\text{ask}}^l + \log(C - 1) \quad (3)$$

The proof is given in Section A in the Appendix, which follows a similar line of argument to that used in infNCE [14].

One can also check that the ASK losses under two forms of $S(\cdot, \cdot)$ (used for design of the attack and the defense) lower bound the mutual information. In practice, we would hope the encoding network θ_l is deep enough in order to provide good feature extraction. Theorem 1 makes it clear that the attacker and defender should take different strategies. From the defender’s point of view, minimizing L_{ask}^l can enhance the model robustness by increasing the mutual information between the perturbed input and the kNN of the unperturbed input. In contrast, an attacker would want to minimize the mutual information to create maximum ambiguity between the perturbed and unperturbed inputs which tends to make ASK loss large when there are a large number C of classes. In particular, if the attacker can force the mutual information to zero, then L_{ask}^l can’t be smaller than $\log(C - 1)$.

3 ASK-attack

The attacker’s goal is to find a small perturbation δ_i such that $\mathbf{x}' = \mathbf{x}_i + \delta_i$ flips the kNN classifier prediction (at the input layer or at a deep layer). The strength of the attack δ_i is constrained to the ℓ_p ball: $\mathcal{C} = \{\delta_i \mid \|\delta_i\|_p \leq \epsilon\}$.

Threat model. We consider both a white-box and a gray-box setting for the adversarial attack. In both settings, the adversary has knowledge of the model parameters, similarity metric, and selected subset of the training set used to perform the kNN search. In the white-box setting, the adversary also knows the layers used for kNN searching and the number of nearest neighbors K . In the gray-box setting either the layer information or the number K is not available to the attacker. We will focus on ℓ_∞ attack.

Attack strategy. The attacker’s goal is to push the perturbed input \mathbf{x}'_i away from the y_i classification region, i.e., the region in which the kNN classifier would correctly predict y_i , and move \mathbf{x}'_i towards some data points from other classes. Motivated by the properties of the ASK loss discussed in Section 2, we adopt a attack strategy that maximizes the ASK Loss, i.e., it solves the optimization problem $\arg \max_{\delta_i \in \mathcal{C}} \sum_{l \in \mathcal{L}} \omega_l L_{\text{ask}}^l$, or more explicitly

$$\arg \max_{\delta_i \in \mathcal{C}} \sum_{l \in \mathcal{L}} -\omega_l \log \frac{S(f_{\theta_l}; \mathbf{x}_i + \delta_i, X_i^{l+})}{S(f_{\theta_l}; \mathbf{x}_i + \delta_i, X_i^{l+}) + \sum_{c=1, c \neq y_i}^C S(f_{\theta_l}; \mathbf{x}_i + \delta_i, X_{i[c]}^{l-})}, \quad (4)$$

where $S(f_{\theta_l}; \mathbf{x}_i + \delta_i, X_{i[c]}^l) = \exp \frac{1}{K} \sum_{k=1}^K A(f_{\theta_l}; \mathbf{x}_i + \delta_i, X_{i[c]}^l(k))$. ω_l is a weighting coefficient applied to layer l , and $\sum_{l \in \mathcal{L}} \omega_l = 1$. Note that (4) corresponds to a non-targeted attack. For a targeted attack the strategy is to move an example $\mathbf{x}_i + \delta_i$ to a target class c_t that is different from class y_i . For the targeted attack we replace $\sum_{c=1, c \neq y_i}^C S(f_{\theta_l}; \mathbf{x}_i + \delta_i, X_{i[c]}^{l-})$ with $S(f_{\theta_l}; \mathbf{x}_i + \delta_i, X_{i[c_t]}^{l-})$. The target class can be randomly selected or pre-selected by calculating the average distance to \mathbf{x}_i . In the sequel ASK-Atk will always denote the non-targeted attack, unless otherwise specified. Results for the targeted attack are presented in Section D in the Appendix. (4) can be efficiently solved using gradient ascent with projection, with iterations defined as

$$\mathbf{x}'_i \leftarrow \prod_{\mathcal{B}(\mathbf{x}'_i, \epsilon)} [\mathbf{x}'_i + \kappa \text{sign}(\nabla_{\mathbf{x}'_i} \sum_{l \in \mathcal{L}} \omega_l L_{\text{ask}}^l(\theta_l, \mathbf{x}'_i, X_i^l))] \quad (5)$$

where \prod is a projection operator, and $\mathcal{B}(\mathbf{x}'_i, \epsilon)$ represents the projection set that satisfies the prior constraints on the data domain (e.g., $\mathbf{x}'_i \in [0, 255]^d$ when \mathbf{x}'_i is an image vector) and the ℓ_p ball constraint. κ is the step size. More details are included in Section B in the Appendix.

Selection of X_i^{l+} and X_i^{l-} . The in-class reference points X_i^{l+} for x_i are selected by kNN search for the K data points closest to x_i in class y_i . The out-of-class reference points X_i^{l-} for x_i are also selected using kNN search, but possibly with a different value of K . We consider K to be the same by default. The exact kNN selection improves upon an alternative random selection method to constitute X_i^{l-} presented in Section D in the Appendix.

Selection of τ_l and ω_l . Attacker selection of the hyperparameter τ_l that scales the similarity between the data pair is selected via cross-validation, which only requires a one-time kNN search on a small batch. We also use cross-validation to select ω_l , which controls the power of attacking layer l under the multi-layer attack. This is discussed in more detail in Section 5.1.

Computational cost. During training the bottleneck for ASK-Atk is the kNN search, which must be performed over all target samples selected from the training set and requires on the order of $O(kn \log n)$ computations. This is a fixed setup cost that can be handled off-line by parallel or distributed computing, fast approximate kNN approximation [4, 17]. After training, the cost for on-line prediction is cheap, e.g., using ball-tree to perform kNN search is of order $O(k \log n)$. τ_l and ω_l only requires a one-time kNN search on a small batch, therefore has limited impact on the computational time.

4 ASK-defense

The proposed defense ASK-Def solves a minimax optimization problem to robustify the DkNN against attacks and, in particular, ASK-Atk. ASK-Def is constructed in two stages corresponding to adversarial examples generation and model update,

$$\begin{aligned} \arg \min_{\theta} \sum_{i=1}^N L_{ce}(\theta, \mathbf{x}_i^{\text{adv}1}, y_i) + \lambda \sum_{l \in \mathcal{L}_s} L_{\text{ask}}^l(\theta, \mathbf{x}_i^{\text{adv}2}, X_i^l) \\ \text{subject to } \mathbf{x}_i^{\text{adv}1}, \mathbf{x}_i^{\text{adv}2} := G1(\mathbf{x}_i), G2(\mathbf{x}_i), \end{aligned} \quad (6)$$

where L_{ce} denotes the DNN cross-entropy loss. G1 and G2 denote adversarial attack generators discussed below. The $\arg \min_{\theta}$ operation in (6) performs the update that integrates the DNN cross-entropy with the ASK loss, using a penalty parameter λ to control the balance between the two loss terms. In ASK-Def, we use $S(f_{\theta_l}; \mathbf{x}_i + \delta_i, X_{i[c]}^l) = \sum_{k=1}^K e^{A(f_{\theta_l}; \mathbf{x}_i + \delta_i, X_{i[c]}^l(k))}$ as the class similarity measure. Following the same practical way of dealing with the computational burden as in the nearest neighbor approximation work [7], we find $\{X_i^{l+}, X_i^{l-}\}$ from a reference batch, which is obtained by non-local sampling with input label-aware class constraints.

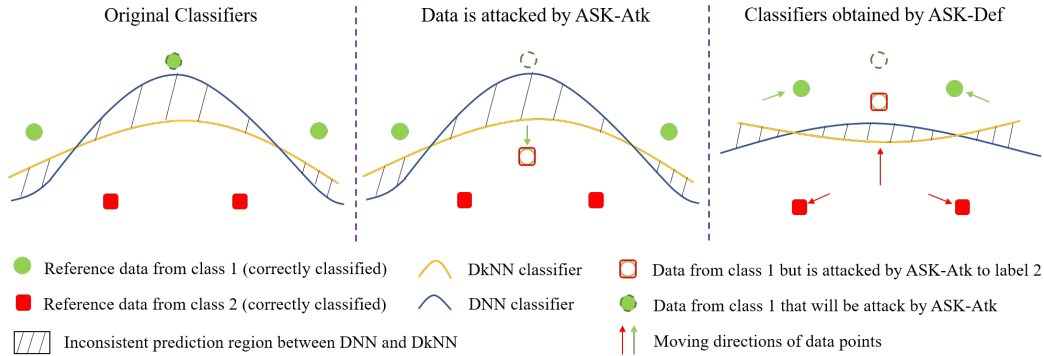


Figure 3: Conceptual diagram illustrating how proposed ASK-Def defense strategy emulates ASK-Atk and improves robustness of both the DNN and the DkNN. Left: A DNN binary classifier has equivalent classification performance as a deeper kNN classifier but is locally more complex (higher curvature decision boundary). Benign data points (red class and green class) are well separated in the feature space. Middle: The adversarial generator G2 generates an adversarial example that crosses both decision boundaries leading to a classification error. Right: Minimizing the ASK loss forces the adversarial example and the reference data from class 1 to be closer to each other, resulting in locally smoothed decision boundaries of the DkNN and DNN that increase attack resiliency.

Adversarial generators G1, G2. ASK-Def uses the adversarial generators G1, G2 that generate attacks that seek to maximize two different losses

$$\begin{aligned} (G1) \quad \mathbf{x}_i^{\text{adv}1} &= \mathbf{x}_i + \delta_i^*, \quad \delta_i^* = \arg \max_{\delta_i \in \mathcal{C}} L_{ce}(\theta, \mathbf{x}_i + \delta_i, y_i), \\ (G2) \quad \mathbf{x}_i^{\text{adv}2} &= \mathbf{x}_i + \delta_{i(l)}^*, \quad \delta_{i(l)}^* = \arg \max_{\delta_{i(l)} \in \hat{\mathcal{C}}} L_{\text{ask}}^l(\theta, \mathbf{x}_i + \delta_i, X_i^l \cup X_i^{\text{adv}2}), \end{aligned} \quad (7)$$

G1 generates attacks that maximize the DNN cross-entropy loss in (6), while G2 generates attacks that maximize ASK loss in (6). Thus ASK-Def reduces to conventional adversarial training (AT) [12] when $\lambda = 0$ in (6), while it reduces to hardening against the customized ASK-Atk attack when $\lambda \gg 0$. We could also set G1 to generate attacks by a variant of AT, e.g., TRADES [24] but we only consider AT here.

ASK-Def is conceptually illustrated in Figure 3, in which we show how using G2 followed by minimizing the ASK loss term help smooth local decision boundaries of DNN and (deep) kNN, increasing resiliency to attack. The pseudocode for the full ASK-Def procedure is given in Figure 1. $\text{Attack}^{\text{CE}}$ and $\text{Attack}^{\text{ASK}}$ refer to our generators on DNN cross-entropy and on ASK loss. $\text{Update}^{\text{CE}}$ and $\text{Update}^{\text{ASK}}$ denote the gradient updates of first and second terms in model update stage.

Algorithm 1 ASK-Defense

Require: Initial model θ ; model weights before the target layer l , θ_l ; number of total training epochs E ; number of batches in one epoch T ; attack power ϵ ; penalty parameter λ ; number of reference data points in each class K ; reference data S_{rt} in each batch.

for $e = 1, \dots, E$ **do**

for $t = 1, \dots, T$ **do**

$S_t(\epsilon) \leftarrow \text{Attack}^{\text{CE}}(\theta, S_t)$. $S_t^l(\epsilon) \leftarrow \text{Attack}^{\text{ASK}}(\theta_l, S_t)$.

$\theta \leftarrow \text{Update}^{\text{CE}}(\theta, S_t(\epsilon)) + \lambda \text{Update}^{\text{ASK}}(\theta_l, S_t^l(\epsilon), S_{rt}(\epsilon))$.

end for

end for

Output: θ .

5 Experimental results

We focus on image classification tasks using CIFAR-10 and Imagenette (10 sub-classes of ImageNet) databases. VGG16 and ResNet18 are trained on CIFAR-10 and Imagenette, respectively. More details on the use of these datasets and models are given in Section C in the Appendix. The DkNN [15] is used for illustration of the proposed ASK-Atk and ASK-Def methods. The 3rd and 4th convolutional layers are designated as targets. If not otherwise specified, we use $\epsilon = 8$ as the attack power in evaluations, and use $K = 5$ nearest neighbors in the kNN.

5.1 Empirical study of ASK-Atk

Comparisons with other attacks. We compare ASK-Atk with AdvKnn [11] and DkNN-Atk [18] on the DkNN classifier [15]. We first apply different attacks on a CIFAR-10 model adversarially trained with $\epsilon = 4$. We refer readers to Section C in the Appendix for additional details about the attack parameter settings. Performance comparisons are shown in Table 1 demonstrating that ASK-Atk causes higher accuracy degradation than other attacks, for both cosine similarity and ℓ_2 similarity measures used in the ASK loss function (2). The left figure in Figure 1 demonstrates that ASK-Atk outperforms other attacks for various attack power ϵ . A similar comparison is conducted on an Imagenette model adversarially trained with $\epsilon = 2$. We compare ASK-Atk with other attacks using $\epsilon = 4$ and $\epsilon = 8$, and present the results in Table 2. The table shows that ASK-Atk is stronger than the other attacks on Imagenette. The results on both datasets show that the attack performance of ASK-Atk does not decrease for the lower layers, unlike the other attacks. The ASK-Atk under the targeted attack and random sampling strategy are shown in Tables 6 and 7 in the Appendix and demonstrate that ASK-Atk also has superior performance in these settings.

Sensitivity to τ_l and the nearest number K . The temperature τ_l is selected using cross-validation on a small batch, as discussed in Section 3. We study the sensitivity of ASK-Atk to τ_l by fixing the number of nearest neighbors K to be the same in ASK-Atk and in DkNN, and study how τ_l affects the ASK-Atk performance under different values of K . $\tau_4 = 0.03$ is the optimal value on convolutional layer 4. According to the results shown in the left figure of Figure 4, varying K has only small impact on the performance of ASK-Atk when $\tau_4 = 0.03$. Increasing the temperature to τ_4 the performance of ASK-Atk remains stable even as τ_4 is increased by a factor of 10, 100, 1000 times the optimal τ_4 . Note that the performance improves as K increases when τ_4 is sufficiently

Table 1: **ASK-Attack (ASK-Atk) outperforms AdvKnn [11] and DkNN-Atk [18] on CIFAR-10** All the methods are applied on the same DNN model. kNN attacks and DkNN are implemented on the same layers and use either the cosine similarity or ℓ_2 similarity in the ASK loss (2).

	cosine similarity			ℓ_2 similarity		
	ASK-Atk	AdvKnn	DkNN-Atk	ASK-Atk	AdvKnn	DkNN-Atk
Conv 3	35.1%	58.9%	60.7%	32.21%	56.55%	54.45%
Conv 4	36.7%	50.5%	50.8%	34.46%	53.9%	49.15%
Conv 3,4	41%	54.1%	54.85%	39.26%	57.15%	54.65%

Table 2: **ASK-Attack (ASK-Atk) outperforms AdvKnn [11] and DkNN-Atk [18] on Imagenette under $\epsilon = 8$ and $\epsilon = 4$:** All indicated methods are applied to the same DNN model. kNN attacks and DkNN attacks are implemented on the same layers.

	$\epsilon = 8$			$\epsilon = 4$		
	ASK-Atk	AdvKnn	DkNN-Atk	ASK-Atk	AdvKnn	DkNN-Atk
Conv 3	34.4%	58.8%	51.4%	55.2%	66.2%	58.4%
Conv 4	26.7%	44.9%	56.5%	56.2%	68.6%	67.6%
Conv 3,4	34.5%	50.5%	58.4%	60.2%	70.2%	68.1%

large. Though the performances of ASK-Atk under non-optimal τ_4 are worse than the performance under optimal τ_4 , they are still better than AdvKnn and DkNN-Atk.

We next fix τ_4 and study the gray box threat model where the attacker has no information on the value of K used by DkNN. The right figure of Figure 4 shows the performance of ASK-Atk using different values of K . ASK-Atk performs well when the classifier’s K is less than or equal to the attacker’s K , and ASK-Atk performance can remain relatively good for larger values of the classifier’s K when the attacker’s value of K exceeds 2.

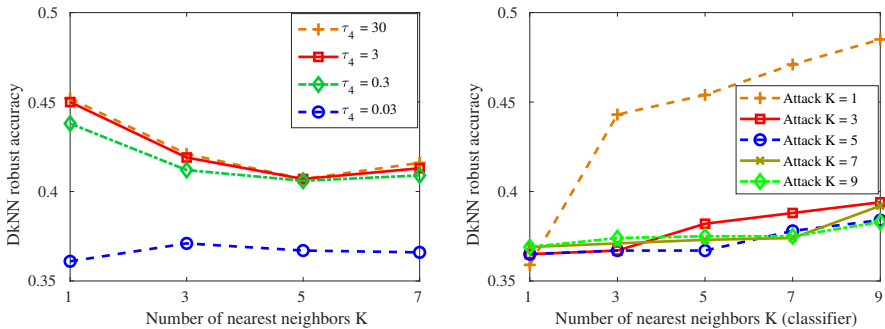


Figure 4: **The ASK-Atk is robust to variations of hyperparameters τ_4 and K .** Left: Varying K has small impact on the performance of ASK-Atk when $\tau_4 = 0.03$. The performance of ASK-Atk remains stable even as τ_4 is increased by a factor of 10, 100, 1000. Right: ASK-Atk performs well when the classifier’s K is less or equal to the attacker’s K , and retains relatively good performance for larger classifier K when the attacker’s K exceeds 2.

5.2 Empirical study of ASK-Def

Improving DkNN robustness by ASK-Def. We implement the strongest attack we found, ASK-Atk, as the evaluation method to test DkNN robustness on models trained by different robust training methods. To demonstrate the effectiveness of ASK-Def, we compare it to (i) using Adversarial Training (AT) [12]; and (ii) AT [12]+ Soft Nearest Neighbor (SNN) [7], where SNN was proposed as a regularizer to improve feature representation and model generalization. We refer readers to

Section C in the Appendix for details on our defense parameter settings. The results are shown in Tables 3 and 4. We empirically find that applying ASK loss on the convolutional layer 4 is enough to robustify both convolutional layers 3 and 4. One can see that the model trained by ASK-Def attains the highest robust accuracy against ASK-Atk on the two datasets across on different layers. Specifically, on CIFAR-10/Imagenette, ASK-Def improves the robustness of DkNN over AT (AT+SNN) by $\geq 6.9\%/3.5\%$ ($\geq 1.9\%/0.3\%$) on single selected layer, and $4.8\%/1.3\%$ ($4\%/1.7\%$) on combined layers. The right panel in Figure 1 demonstrates that the model trained by ASK-Def has improved DkNN robustness over that of the model trained by AT over a range of attack power ϵ . We also demonstrate that the model trained by ASK-Def improves robustness over a range of values of K , see Figure 5 in the Appendix.

Table 3: **ASK-Defense (ASK-Def) outperforms Adversarial Training (AT) [12] and AT [12]+Soft Nearest Neighbor [7] (AT+SNN)**. The ASK-Def does a better robustification of different layers under the cosine similarity using CIFAR-10. We add ASK loss to convolutional layer 4.

	ASK-Def (ASK loss on Conv 4)	AT	AT+SNN (SNN on Conv 4)
Conv 3	42.7%	35.1%	38.3%
Conv 4	43.6%	36.7%	41.7%
Conv 3,4	45.9%	41%	41.9%

Table 4: **ASK-Defense (ASK-Def) outperforms Adversarial Training (AT) [12] and AT [12]+Soft Nearest Neighbor [7] (AT+SNN)** on the robustness of different layers under the cosine similarity using Imagenette. We add ASK loss to convolutional layer 4.

	ASK-Def (ASK loss on Conv 4)	AT	AT+SNN (SNN on Conv 4)
Conv 3	37.9%	34.4%	32.1%
Conv 4	30.6%	26.7%	30.3%
Conv 3,4	35.8%	34.5%	34.1%

Improving DNN robustness. As illustrated in Section 4, ASK-Def is able to improve the robustness of both DkNN and DNN at the same time. For the PGD attack, Table 5 shows that ASK-Def can improve DNN robustness under different attack power levels, without appreciable loss of standard accuracy. Compared the two $\epsilon = 8$ columns with the results shown in Tables 3, 4 on Conv 4, one can see that the differences of robust accuracy values on CIFAR-10/Imagenette for ASK-Def are $3.24\%/0.7\%$, while the differences of robust accuracy values for AT are $5.05\%/7.1\%$, indicating that the robust accuracy gap between DkNN and DNN becomes smaller in the model trained by ASK-Def.

Table 5: **ASK-Defense (ASK-Def) improves DNN prediction robustness over Adversarial Training (AT) [12] and AT [12]+Soft Nearest Neighbor [7] (AT+SNN)** under different PGD attack power. Both CIFAR-10 and Imagenette are included.

	CIFAR-10				Imagenette			
	$\epsilon = 0$	$\epsilon = 4$	$\epsilon = 6$	$\epsilon = 8$	$\epsilon = 0$	$\epsilon = 4$	$\epsilon = 6$	$\epsilon = 8$
ASK-Def (Conv 4)	86.6%	65.94%	52.72%	40.36%	82.6%	55.2%	40.2%	29.9%
AT	84.46%	58.34%	43.53%	31.65%	83.1%	49.1%	32.3%	19.6%
AT+SNN (Conv 4)	86.1%	59.2%	43.9%	30.9%	80.8%	50.5%	34.9%	23.1%

6 Conclusion

We presented a novel attack and defense strategy for kNN-based deep classifiers. These strategies both depend on our proposed Adversarial Soft kNN (ASK) loss, which we demonstrated is a lower bound on the mutual information between the perturbed input and the kNN of the unperturbed input. Maximization of the ASK loss led to a our proposed ASK-Attack (ASK-Atk). Experiments show

that ASK-Atk outperforms previous kNN-based attacks. A minimax optimization strategy applied to the ASK loss was introduced leading to our robust training method called ASK-Def. Experiments demonstrate that ASK-Def provides additional robustness for the deep kNN compared to conventional adversarial training. We believe that both ASK-Atk and ASK-Def can be applied to a wide array of non-parametric metric learning applications.

References

- [1] Dara Bahri, Heinrich Jiang, and Maya Gupta. Deep k-nn for noisy labels. In *International Conference on Machine Learning*, pages 540–550. PMLR, 2020.
- [2] Akshay Balsubramani, Sanjoy Dasgupta, Yoav Freund, and Shay Moran. An adaptive nearest neighbor rule for classification. In *NeurIPS*, pages 7577–7586, 2019.
- [3] Yoshua Bengio, Ian Goodfellow, and Aaron Courville. *Deep learning*, volume 1. MIT press Massachusetts, USA:, 2017.
- [4] Alex Bewley and Ben Upcroft. Advantages of exploiting projection structure for segmenting dense 3d point clouds. In *Australian Conference on Robotics and Automation*, volume 2, 2013.
- [5] Ting Chen, Simon Kornblith, Mohammad Norouzi, and Geoffrey Hinton. A simple framework for contrastive learning of visual representations. In *International conference on machine learning*, pages 1597–1607. PMLR, 2020.
- [6] Thomas Cover and Peter Hart. Nearest neighbor pattern classification. *IEEE transactions on information theory*, 13(1):21–27, 1967.
- [7] Nicholas Frosst, Nicolas Papernot, and Geoffrey Hinton. Analyzing and improving representations with the soft nearest neighbor loss. In *International Conference on Machine Learning*, pages 2012–2020. PMLR, 2019.
- [8] Umair Khan, Miquel India, and Javier Hernando. I-vector transformation using k-nearest neighbors for speaker verification. In *ICASSP 2020-2020 IEEE International Conference on Acoustics, Speech and Signal Processing (ICASSP)*, pages 7574–7578. IEEE, 2020.
- [9] Urvashi Khandelwal, Angela Fan, Dan Jurafsky, Luke Zettlemoyer, and Mike Lewis. Nearest neighbor machine translation. *International Conference on Learning Representations*, 2021.
- [10] Alexey Kurakin, Ian Goodfellow, and Samy Bengio. Adversarial examples in the physical world. *arXiv preprint arXiv:1607.02533*, 2016.
- [11] Xiaodan Li, Yuefeng Chen, Yuan He, and Hui Xue. Advknn: Adversarial attacks on k-nearest neighbor classifiers with approximate gradients. *arXiv preprint arXiv:1911.06591*, 2019.
- [12] Aleksander Madry, Aleksandar Makelov, Ludwig Schmidt, Dimitris Tsipras, and Adrian Vladu. Towards deep learning models resistant to adversarial attacks. *arXiv preprint arXiv:1706.06083*, 2017.
- [13] Masaki Nakada, Han Wang, and Demetri Terzopoulos. Acf: active face recognition using convolutional neural networks. In *Proceedings of the IEEE Conference on Computer Vision and Pattern Recognition Workshops*, pages 35–40, 2017.
- [14] Aaron van den Oord, Yazhe Li, and Oriol Vinyals. Representation learning with contrastive predictive coding. *arXiv preprint arXiv:1807.03748*, 2018.
- [15] Nicolas Papernot and Patrick McDaniel. Deep k-nearest neighbors: Towards confident, interpretable and robust deep learning. *arXiv preprint arXiv:1803.04765*, 2018.
- [16] Tobias Plötz and Stefan Roth. Neural nearest neighbors networks. *Advances in Neural Information Processing Systems*, 31:1087–1098, 2018.
- [17] Anand Rajaraman and Jeffrey David Ullman. *Mining of massive datasets*. Cambridge University Press, 2011.
- [18] Chawin Sitawarin and David Wagner. On the robustness of deep k-nearest neighbors. In *2019 IEEE Security and Privacy Workshops (SPW)*, pages 1–7. IEEE, 2019.
- [19] Kihyuk Sohn. Improved deep metric learning with multi-class n-pair loss objective. In *Proceedings of the 30th International Conference on Neural Information Processing Systems*, pages 1857–1865, 2016.
- [20] Christian Szegedy, Wojciech Zaremba, Ilya Sutskever, Joan Bruna, Dumitru Erhan, Ian Goodfellow, and Rob Fergus. Intriguing properties of neural networks. *2014 ICLR*, arXiv preprint arXiv:1312.6199, 2014.
- [21] Hua Tang, Yueting Xu, Aiju Lin, Ali Asghar Heidari, Mingjing Wang, Huiling Chen, Yungang Luo, and Chengye Li. Predicting green consumption behaviors of students using efficient firefly grey wolf-assisted k-nearest neighbor classifiers. *IEEE Access*, 8:35546–35562, 2020.
- [22] Ren Wang, Tianqi Chen, Stephen Lindsly, Alnawaz Rehemtulla, Alfred Hero, and Indika Rajapakse. Rails: A robust adversarial immune-inspired learning system. *arXiv preprint arXiv:2012.10485*, 2020.
- [23] Yizhen Wang, Somesh Jha, and Kamalika Chaudhuri. Analyzing the robustness of nearest neighbors to adversarial examples. In *International Conference on Machine Learning*, pages 5133–5142. PMLR, 2018.
- [24] Hongyang Zhang, Yaodong Yu, Jiantao Jiao, Eric P Xing, Laurent El Ghaoui, and Michael I Jordan. Theoretically principled trade-off between robustness and accuracy. *International Conference on Machine Learning*, 2019.

A Proof of Theorem 1

Our proof follows the similar proof technique in [14]. Given a reference data set $X_i^l = \{X_i^{l+}, X_{i[c]}^{l-}\}$, $c \in [C]/y_i$ containing one sample from the distribution $p(\cdot|\mathbf{x}'_i)$ and $C-1$ samples from the out-of-class distribution $p(\cdot)$, the optimal probability for the ASK loss should imply the fact that X_i^{l+} comes from $p(\cdot|\mathbf{x}'_i)$ and $X_{i[c]}^{l-}$, $c \in [C]/y_i$ come from $p(\cdot)$. We use $P(X_i^{l+} = +|X_i^l, \mathbf{x}'_i)$ to represent such probability. We then have Lemma 1 for the optimal choice of the similarity measurement $S(f_{\theta_l}; \mathbf{x}', X_{i[c]}^l)$ under the optimal probability by minimizing the ASK loss.

Lemma 1. $\left[S(f_{\theta_l}; \mathbf{x}', X_{i[c]}^l) \right]_{\text{opt}} \propto \frac{P(X_{i[c]}^{l+}|\mathbf{x}')}{P(X_{i[c]}^{l-})}$.

The proof details are shown as follows.

Proof. $\frac{S(f_{\theta_l}; \mathbf{x}'_i, X_i^{l+})}{S(f_{\theta_l}; \mathbf{x}'_i, X_i^{l+}) + \sum_{c=1, c \neq y_i}^C S(f_{\theta_l}; \mathbf{x}'_i, X_{i[c]}^{l-})}$ can be viewed as the prediction score of predicting X_i^{l+} to belonging to the distribution $p(\cdot|\mathbf{x}'_i)$. First, we calculate the optimal probability of $P(X_i^{l+} = +|X_i^l, \mathbf{x}'_i)$. We thus have

$$\begin{aligned}
& P(X_i^{l+} = +|X_i^l, \mathbf{x}') \\
&= \frac{p(X_i^{l+}|\mathbf{x}') \prod_{c \in [C-1]} p(X_{i[c]}^{l-})}{p(X_i^{l+}|\mathbf{x}') \prod_{c \in [C-1]} p(X_{i[c]}^{l-}) + \sum_{c \in [C-1]} p(X_{i[c]}^{l-}|\mathbf{x}') \prod_{v \in [C]/c} p(X_{i[v]}^{l-})} \\
&= \frac{\frac{p(X_i^{l+}|\mathbf{x}')}{p(X_i^{l+})}}{\frac{p(X_i^{l+}|\mathbf{x}')}{p(X_i^{l+})} + \sum_{c \in [C-1]} \frac{p(X_{i[c]}^{l-}|\mathbf{x}')}{p(X_{i[c]}^{l-})}}, \tag{8}
\end{aligned}$$

Compare the result of (8) with $\frac{S(f_{\theta_l}; \mathbf{x}'_i, X_i^{l+})}{S(f_{\theta_l}; \mathbf{x}'_i, X_i^{l+}) + \sum_{c=1, c \neq y_i}^C S(f_{\theta_l}; \mathbf{x}'_i, X_{i[c]}^{l-})}$, the proof is done. \square

Leveraging Lemma 1, we provide the proof of Theorem 1 below.

Proof.

$$L_{\text{ask}}^l \geq L_{\text{ask}}^l(\text{OPT}) \quad (9)$$

$$= -\mathbb{E}_{X_i^l} \log \left[\frac{S(f_{\theta_l}; \mathbf{x}'_i, X_i^{l+})}{S(f_{\theta_l}; \mathbf{x}'_i, X_i^{l+}) + \sum_{c=1, c \neq y_i}^C S(f_{\theta_l}; \mathbf{x}'_i, X_{i[c]}^{l-})} \right]_{\text{opt}} \quad (10)$$

$$= -\mathbb{E}_{X_i^l} \log \frac{\frac{p(X_i^{l+} | \mathbf{x}')}{p(X_i^{l+})}}{\frac{p(X_i^{l+} | \mathbf{x}')}{p(X_i^{l+})} + \sum_{c \in [C-1]} \frac{p(X_{i[c]}^{l-} | \mathbf{x}')}{p(X_{i[c]}^{l-})}} \quad (11)$$

$$= \mathbb{E}_{X_i^l} \log \left[1 + \frac{p(X_i^{l+})}{p(X_i^{l+} | \mathbf{x}')} \sum_{c \in [C-1]} \frac{p(X_{i[c]}^{l-} | \mathbf{x}')}{p(X_{i[c]}^{l-})} \right] \quad (12)$$

$$\approx \mathbb{E}_{X_i^l} \log \left[1 + \frac{p(X_i^{l+})}{p(X_i^{l+} | \mathbf{x}')} (C-1) \mathbb{E}_{X_i^{l-}} \frac{p(X_{i[c]}^{l-} | \mathbf{x}')}{p(X_{i[c]}^{l-})} \right] \quad (13)$$

$$= \mathbb{E}_{X_i^{l+}} \log \left[1 + \frac{p(X_i^{l+})}{p(X_i^{l+} | \mathbf{x}')} (C-1) \right] \quad (14)$$

$$\geq \mathbb{E}_{X_i^l} \log(C-1) \frac{p(X_i^{l+})}{p(X_i^{l+} | \mathbf{x}')} \quad (15)$$

$$= \mathbb{E}_{X_i^{l+} \sim p(\cdot | \mathbf{x}'_i)} \log \frac{p(X_i^{l+}) p(\mathbf{x}')}{p(X_i^{l+}, \mathbf{x}')} + \log(C-1) \quad (16)$$

$$= -\text{MI}(X_i^{l+}, \mathbf{x}') + \log(C-1), \quad (17)$$

□

where (S4) comes from Lemma 1. Note that $S(f_{\theta_l}; \mathbf{x}_i + \delta_i, X_{i[c]}^{l-})$ under the random sampling is larger or equal to $S(f_{\theta_l}; \mathbf{x}_i + \delta_i, X_{i[c]}^{l-})$ under the exact kNN search. L_{ask}^l in the former case is smaller or equal to the ASK loss in the later case. Therefore, Theorem 1 still holds when X_i^{l-} is found by using exact kNN search. One can also check that the ASK losses under two forms of $S(\cdot, \cdot)$ (used for design of the attack and the defense) lower bound the mutual information. They can be treated equivalent under Theorem 1.

B Algorithm for ASK-Atk

We formulate ASK-Atk as an optimization problem that maximizes the ASK loss under the given constraints on perturbations and adversarial examples. Algorithm 2 shows the details of implementing ASK-Atk, which includes steps of gradient ascent and projections.

Algorithm 2 ASK-Atk

Require: Model weights before the target layer l , θ_l ; attack steps s ; step size κ ; attack power ϵ ; reference data points X_i^l .

Uniformly initialize δ from $[-\epsilon, \epsilon]$, and $\mathbf{x}'_i[0] = \mathbf{x}_i + \delta$.

for $j = 1, \dots, s$ **do**

$\mathbf{x}'_i[j] \leftarrow \mathbf{x}'_i[j-1] + \kappa \text{sign}(\nabla_{\mathbf{x}'_i} \sum_{l \in \mathcal{L}} \omega_l L_{\text{ask}}^l(\theta_l, \mathbf{x}'_i[j-1], X_i^l))$.

$\mathbf{x}'_i[j] \leftarrow \text{Clip}_{[0,1]}(\mathbf{x}'_i[j])$.

$\mathbf{x}'_i[j] \leftarrow \mathbf{x}'_i[j] + \text{Clip}_{[-\epsilon, \epsilon]}(\delta)$.

end for

Output: \mathbf{x} .

C Datasets, models, and settings

Datasets. We use two datasets, CIFAR-10 and Imagenette (10 sub-classes of ImageNet), to demonstrate the effectiveness of our methods. CIFAR-10 contains 50000 training samples and 10000 test samples. Each image is in the size of $32 \times 32 \times 3$. Imagenette contains 10 classes from ImageNet and includes 9469 training samples and 3925 test samples. We rescale each image to $128 \times 128 \times 3$.

Models. VGG16 and ResNet18 architectures are used for CIFAR-10 and Imagenette, respectively. The CIFAR-10 model used for attack evaluation (the same baseline model used in ASK-Def comparison) is adversarially trained with $\epsilon = 4$. The Imagenette model used for attack evaluation (the same baseline model used in ASK-Def comparison) is adversarially trained with $\epsilon = 2$. We apply Deep k-Nearest Neighbor (DkNN) [15] on hidden layers of VGG16 and ResNet18.

DkNN layer selection. Note that both VGG16 and ResNet18 contain **five** convolutional layer blocks. We name the i th block Conv i . Conv 5 is close to the output layer, thus the robustness is similar to the output, which is lower than Conv 4 and Conv 3. In contrast, Conv 1 and Conv 2 are shallow layers that have not learned good features and have low standard/robust accuracy. We consider the third and fourth convolutional layer blocks of VGG16 and ResNet18 since these two layers have the highest robust accuracy compared to others.

Total amount of compute and type of resources. We use 1 GPU (Tesla V100) with 64GB memory and 2 cores for all the experiments.

Attack settings. We compare ASK-Atk with AdvKnn [11] and DkNN-Atk [18] on DkNN classifiers. We use 20 iteration steps for all the attacks. For AdvKnn, we train the deep kNN block with 100 epochs. For DkNN-Atk, we select the optimal hyperparameter in the sigmoid function on each attack. We consider the third and fourth convolutional layers of VGG16 and ResNet18 since these two layers have the highest robust accuracy compared to others. For all the tests on CIFAR-10 (Imagenette), we randomly select 20000 (8500) training samples that are equally distributed across different classes. All the test data examples are used for evaluation. If not otherwise specified, we use $\epsilon = 8$ for evaluating both CIFAR-10 and Imagenette and use the nearest neighbor number $K = 5$ by default. We find the optimal τ_l (and ω_l for combined layers) in the first batch and then fix these parameters in the following batches. For both the CIFAR-10 and Imagenette baseline models, we use $\tau_3 = \tau_4 = 0.03$. For the combined layers of the CIFAR-10 baseline model, we use $\omega_3 = \omega_4 = 0.5$. For the combined layers of the Imagenette baseline model, we use $\omega_3 = 0.1$ and $\omega_4 = 0.9$.

Defense settings. Our main goal is to harden both Conv 3 and Conv 4 via ASK-Def. Note that Conv 4 will not be robustified if applying ASK loss to Conv 3. We find that applying ASK loss to Conv 4 can reach similar robustness compare to applying ASK loss to both Conv 3 and Conv 4, and in the meantime, enjoys less computational cost. In ASK-Def, we set $\lambda = 1$, and $\tau_4 = 0.1$. We run the training for each experiment ten times, and the variances are within a 0.2% range. Throughout the experiments on defense, we implement ASK-Atk as the evaluation method to test DkNN robustness on models trained by Adversarial Training (AT) [12], AT [12]+ Soft Nearest Neighbor (SNN) [7], and the models trained by the ASK-Def. Similarly, we apply SSN to Conv 4. When evaluating the models trained by different robust training methods using ASK-Atk, we find the optimal τ_l and ω_l in the same way as discussed in the attack setting.

Code. The code is written in PyTorch.

D Additional experimental results of ASK-Atk

Targeted attack and random sampling strategy. For the targeted attack we simply replace $\sum_{c=1, c \neq y_i}^C S(f_{\theta_i}; \mathbf{x}_i + \delta_i, X_{i[c]}^{l-})$ with $S(f_{\theta_i}; \mathbf{x}_i + \delta_i, X_{i[c_t]}^{l-})$ in the ASK loss. Here we select the target class by calculating the average distance to \mathbf{x}_i . We show that the targeted attack of ASK-Atk can achieve the similarly good performance as non-targeted attack on both CIFAR-10 and Imagenette, as shown in Table 6. In Table 7, we show how the attack perform when we select X_i^{l-} randomly. The results indicate that selecting X_i^{l-} randomly can still provide a stronger attack than AdvKnn [11] and

DkNN-Atk [18] (results for these attacks are shown in Tables 1, 2 in the main paper). To achieve an optimal attack, X_i^{l-} should be selected using kNN search.

Table 6: **The targeted attack of ASK-Attack (ASK-Atk) can achieve the similarly good performance as non-targeted attack of ASK-Atk on both CIFAR-10 and Imagenette** All the methods are applied on the same DNN model. ASK-Atk and DkNN are implemented on the same layers and use the ℓ_2 similarity in the ASK loss (2) in the main paper.

	CIFAR-10		Imagenette	
	ASK-Atk (non-targeted)	ASK-Atk (targeted)	ASK-Atk (non-targeted)	ASK-Atk (targeted)
Conv 3	32.21%	32.4%	35.9%	29.4%
Conv 4	34.46%	35.9%	26.6%	27.4%
Conv 3,4	39.26%	39.9%	35.2%	33.9%

Table 7: **The random sampling strategy of ASK-Attack (ASK-Atk) performs not as good as using the exact kNN search, but still outperforms AdvKnn [11] and DkNN-Atk [18] (shown in the main paper) on both CIFAR-10 and Imagenette** All the methods are applied on the same DNN model. ASK-Atk and DkNN are implemented on the same layers and use the cosine similarity in the ASK loss (2) in the main paper.

	CIFAR-10		Imagenette	
	ASK-At (random sampling)	ASK-Atk (random sampling)	ASK-Atk (random sampling)	ASK-Atk (random sampling)
Conv 3	35.1%	46.4%	34.4%	47.5%
Conv 4	36.7%	39.2%	26.7%	30.8%
Conv 3,4	41%	49.4%	34.5%	49.1%

Results under gray-box settings. In Figure 4 in the main paper, we show the results under the gray-box threat model where the attacker has no information on the value of K used by DkNN. ASK-Atk performs well when the classifier’s K is less than or equal to the attacker’s K , and ASK-Atk performance can remain relatively good for larger values of the classifier’s K when the attacker’s value of K exceeds 2. Here we conduct experiments on another gray-box setting where ASK-Atk is applied on different layers from the DkNN layers. We apply ASK-Atk on one of Conv 3, Conv 4, and Conv 3, 4 and also apply DkNN on the one of Conv 3, Conv 4, and Conv 3, 4. Results of these nine combinations are shown in Table 8. One can see that the ASK-Atk still works well in these scenarios. However, the strength of attack becomes lower when ASK-Atk is applied on Conv 3 while DkNN is applied on Conv 4, and when ASK-Atk is applied on Conv 4 while DkNN is applied on Conv 3. To achieve an optimal attack on a single layer, ASK-Atk should be applied on the same layer as DkNN.

Table 8: **A gray-box setting: ASK-Atk is applied on different layers from the DkNN layers but can still cause high accuracy degradation (attack success rate).** All the methods are applied on the same DNN model. Experiments are conducted on CIFAR-10.

	ASK-Atk (Conv 3)	ASK-Atk (Conv 4)	ASK-Atk (Conv 3,4)
Conv 3 (DkNN)	35.1%	49%	38.6%
Conv 4 (DkNN)	55.2%	36.7%	37.1%
Conv 3,4 (DkNN)	48.2%	41.9%	41%

When K is different for X_i^{l+} and X_i^{l-} . Here we study the performance of ASK-Atk when K is different for X_i^{l+} and X_i^{l-} . We use K^+ and K^- to represent the K for X_i^{l+} and X_i^{l-} , respectively.

We vary K^+ from 3 to 7, and vary K^- from 1 to 9. The number of nearest neighbors in DkNN is always set as K^+ . We conduct all experiments on CIFAR-10 to Conv 4. We use the default $\epsilon = 8$. The results are shown in Figure 9. One can see that ASK-Atk can still achieve good performances when X_i^{l+} and X_i^{l-} have different K . When $K^+ \geq 3$, ASK-Atk becomes stronger for $K^- \geq 3$.

Table 9: **ASK-Atk performs well when K is different for X_i^{l+} and X_i^{l-} .** Here we use K^+ and K^- to represent the K for X_i^{l+} and X_i^{l-} , respectively. All experiments are conducted on CIFAR-10 to convolutional layer 4.

	$K^- = 1$	$K^- = 3$	$K^- = 5$	$K^- = 7$	$K^- = 9$
$K^+ = 3$	40.8%	36%	36.1%	36.3%	36.4%
$K^+ = 5$	42.3%	36.9%	36.7%	35.9%	35.9%
$K^+ = 7$	42.8%	38%	36.6%	36.3%	36%

Additional notes on our results. Despite the higher success rate of ASK-Atk, we also find that the ASK-Atk is much faster than DkNN-Atk and AdvKnn. Under our setting, ASK-Atk is around 20 times faster. We run each experiment 20 times and we notice that the performance is stable across different running. The variances are small enough to be omitted.

E Additional experimental results of ASK-Def

Robustness under different K . We also check how the model (trained by ASK-Def) robustness changes when K in ASK-Atk and DkNN varies. One can see from Figure 5 that the model trained by ASK-Def achieves higher robustness under different K compared to the model trained by conventional adversarial training [12].

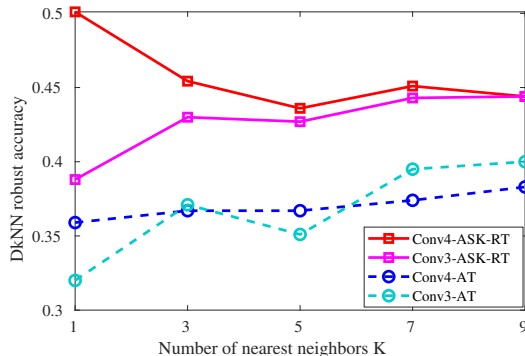


Figure 5: **ASK-Defense (ASK-Def) outperforms Adversarial Training (AT) [12] when attacks and DkNN vary the number of nearest neighbors K .** The ASK-Def does a better robustification of different layers using CIFAR-10. We add ASK loss to convolutional layer 4 and test on convolutional layers 3 and 4.