

# A Neural-symbolic Approach for Ontology-mediated Query Answering

Medina Andreşel<sup>2\*</sup>, Csaba Domokos<sup>1</sup>, Daria Stepanova<sup>1</sup>, Trung-Kien Tran<sup>1</sup>

<sup>1</sup>Bosch Center for AI

<sup>2</sup>TU Wien

andresel@kr.tuwien.ac.at, {csaba.domokos, daria.stepanova, trungkien.tran}@de.bosch.com

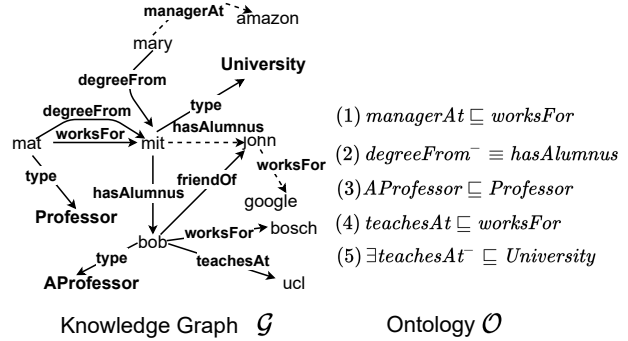
## Abstract

Recently, low-dimensional vector space representations of knowledge graphs (KGs) have been applied to find answers to conjunctive queries (CQs) over incomplete KGs. However, the current methods only focus on inductive reasoning, i.e. answering CQs by predicting facts based on patterns learned from the data, and lack the ability of deductive reasoning by applying external domain knowledge. Such (expert or commonsense) domain knowledge is an invaluable resource which can be used to advance machine intelligence. To address this shortcoming, we introduce a neural-symbolic method for ontology-mediated CQ answering over incomplete KGs that operates in the embedding space. More specifically, we propose various data augmentation strategies to generate training queries using query-rewriting based methods and then exploit a novel loss function for training the model. The experimental results demonstrate the effectiveness of our training strategies and the new loss function, i.e., our method significantly outperforms the baseline in the settings that require both inductive and deductive reasoning.

## 1 Introduction

A Knowledge Graph (KG) describes facts about entities by interconnecting them via relations. Prominent examples of large KGs are e.g., NELL (Carlson et al. 2010), Yago (Mahdisoltani, Biega, and Suchanek 2015), and WikiData (Erxleben et al. 2014). Applications of KGs include, but are not limited to natural question answering, web search and data analytics. In all applications the crucial task is that of answering conjunctive queries (CQA) such as “Who works for Amazon and has a degree from MIT?” over the KG in Figure 1. This task is very challenging when the KGs are incomplete, which is often the case due to their (semi-) automatic construction, and obtaining complete answers (e.g. *mary* for the mentioned query) also requires the domain knowledge. Recently, Knowledge Graph Embeddings (KGEs) have been introduced for chain-like conjunctive query answering (CQA) over incomplete KGs, e.g., (Hamilton et al. 2018; Ren, Hu, and Leskovec 2020; Ren and Leskovec 2020; Sun et al. 2020; Arakelyan et al. 2020). In particular, (Ren, Hu, and Leskovec 2020) aim at embedding entities and queries into a low-dimensional vector space as resp. points and regions, and computing an-

\*Work done during Industry Sabbatical at Bosch Center for AI



**Figure 1:** An exemplary KG used for our running example. Solid edges correspond to facts present in the KG, while dashed edges indicate true facts that are missing. The ontology axioms state that (1) managers at companies also work there; (2) the inverse of relation *degreeFrom* is *hasAlumnus* ( $\sqsubseteq$  is a short cut for both  $\sqsubseteq$  and  $\supseteq$ ); (3) assistant professors are professors; (4) teachers at organizations also work there; (5) range of *teachesAt* are universities.

swers to CQs using geometric operators in the embedding space thus accounting for facts that are missing.

While being promising, the existing embedding-based methods for CQA do not account for ontologies with which KGs are often equipped. Ontologies use rules to encode rigid dependencies between concepts and relations describing the KG schema. Exploiting ontologies when querying KGs has several advantages. First, they can be used for simplifying query formulation. Second, ontologies can be conveniently exploited for integrating data from different KGs. Finally, making use of expert knowledge describing the domain of interest leads to more complete answers to queries.

Ontologies are tailored to support deductive reasoning but on their own they are poorly equipped to deal with missing facts beyond those derived from existing KG by means of rules. On the other hand, embedding methods are essentially tailored towards a form of inductive reasoning: given a number of queries and their answers, they are used to predict answers to other similar queries, but they typically ignore ontological knowledge accompanying KGs. Since large portions of expert knowledge can be conveniently represented using ontologies, the benefits of coupling the ontological reasoning and embedding-

based methods for KG completion are evident and have been acknowledged in several works (Bianchi et al. 2020; Zhang et al. 2020; Gutiérrez-Basulto and Schockaert 2018; Kulmanov et al. 2019). However, to the best of our knowledge such coupling for CQA has not been studied so far.

A natural attempt to address this shortcoming is to interchangeably complete the KG using ontological reasoning and embedding methods, and then perform CQ answering on top of the result. However, obviously this naive procedure comes with a big scalability challenge: In practice, we need to restrict ourselves to computing merely small subsets of likely fact predictions required for answering a given CQ.

Thus, existing techniques applied naively are not suitable for the target task of *ontology-mediated CQA (OM-CQA)* over incomplete KGs. Given that the latter is much more challenging than the task of answering plain CQs, as it amounts to checking logical entailment, the development of further more sophisticated solutions is required.

To this end, we aim at answering the following questions:

(Q1) Given an embedding model for CQA and an ontology, how to adapt the model to enable it to perform ontology-mediated QA?

(Q2) How do different data augmentation strategies to generate training data impact the accuracy of the embedding-based method for ontology-mediated QA?

(Q3) Does the ontology integration in the embedding model help to improve inductive reasoning performance?

We address (Q1)-(Q3) and propose a novel method that extends Query2Box (Ren, Hu, and Leskovec 2020) for ontology-mediated CQA over incomplete KGs. Our method combines ontology-driven query-rewriting techniques for strategic training data generation with geometric reasoning in the embedding space. We adapt the loss function of the Query2Box model to ensure that the queries and their generalizations (resp. specializations) w.r.t. the ontology are properly embedded into the vector space so that query containment is preserved.

**Contributions.** We address the above questions and make the following contributions:

- We introduce a framework for answering restricted conjunctive queries over KGs enhanced with ontologies that operates in the embedding space.
- We show that randomly selecting training queries as usually done in existing methods does not provide the best results. To ensure the ontological axioms are appropriately captured in the embedding model, we propose a variety of effective training strategies based on careful selection of queries that are relevant for the ontology.
- In addition to training the model with augmented data, we propose a novel loss function that extends the optimization function from (Ren, Hu, and Leskovec 2020) to include extra terms corresponding to the relevant ontology axioms, i.e. we integrate rewritten/generalized queries directly into the loss function.

- Extensive evaluation demonstrates improvements in the accuracy of OMCQA achieved by our method compared to the baselines, and allows us to obtain and analyze the answers to the questions mentioned above. Importantly, since no previous works targeted ontology-mediated query answering in the embedding space, to the best of our knowledge, prior to this work no benchmarks existed for the considered task, and we have designed one from scratch, which is also a contribution on its own.

The rest of the paper is structured as follows. First, in Section 2 we present the necessary background, and in Section 3 introduce the problem we are dealing with. Then, in Section 4 our ontology-driven strategies for training data generation are presented, and the novel loss function is introduced. In Section 5 and in Section 6 we discuss respectively the experimental results and related work. Finally, Section 7 concludes the paper.

## 2 Preliminaries

A knowledge graph  $\mathcal{G}$  (*a.k.a.* ABox) is a finite set of unary and binary facts over the signature  $\Sigma_{\mathcal{G}} = \langle \mathbf{I}, \mathbf{C}, \mathbf{R} \rangle$ , where  $\mathbf{I}$  is the set of entities (*aka* constants),  $\mathbf{C}$  the set of concepts (*aka* types) and  $\mathbf{R}$  the set of roles (i.e., binary relations) respectively. A knowledge graph can be represented as a set of triples, for instance,  $(mit \text{ type } University)$ ,  $(bob \text{ worksFor } bosch)$  or as a set of ground unary and binary predicates  $University(mit)$ ,<sup>1</sup>  $worksFor(bob, bosch)$ .

An ontology  $\mathcal{O}$  (*a.k.a.* TBox) is a set of axioms expressed in a specific Description Logic (DL) (Baader, Horrocks, and Sattler 2009) over a signature  $\Sigma_{\mathcal{O}} = \langle \mathbf{I}, \mathbf{C}, \mathbf{R} \rangle$ . We assume that the signatures of KG and ontology are shared, i.e.,  $\Sigma_{\mathcal{G}} = \Sigma_{\mathcal{O}}$ , thus when clear from the context we often omit the subscript. In our work we focus on ontologies that have the following syntax:

$$\begin{array}{l} A \sqsubseteq A' \quad A \sqsubseteq \exists p \quad \exists p \sqsubseteq A \\ A \sqsubseteq \exists p.A' \quad p \sqsubseteq s \quad p^- \sqsubseteq s \end{array}$$

where  $A, A' \in \mathbf{C}$  are concepts and  $p, s \in \mathbf{R}$  are roles. Essentially, the axioms that we consider can be expressed in the  $DL\text{-}Lite_{\mathcal{R}}$  DL fragment (Artale et al. 2014). Our running example of a KG and its ontology is given in Figure 1.

The semantics of DLs are usually given in terms of first-order interpretations  $(\Delta^{\mathcal{I}}, \cdot^{\mathcal{I}})$  consisting of a non-empty domain  $\Delta^{\mathcal{I}}$  and an interpretation function  $\cdot^{\mathcal{I}}$ , which maps each concept name  $A$  to a subset  $A^{\mathcal{I}} \subseteq \Delta^{\mathcal{I}}$  and each role name  $r$  to a binary relation  $r^{\mathcal{I}} \subseteq \Delta^{\mathcal{I}} \times \Delta^{\mathcal{I}}$ . The interpretation function  $\cdot^{\mathcal{I}}$  is extended to each complex concept as follows:  $\exists p = \{d \in \Delta^{\mathcal{I}} \mid \exists d', (d, d') \in p^{\mathcal{I}}\}$ ,  $\exists p.A = \{d \in \Delta^{\mathcal{I}} \mid \exists d' \in A^{\mathcal{I}}, (d, d') \in p^{\mathcal{I}}\}$ .

An interpretation  $\mathcal{I}$  satisfies a concept inclusion  $C \sqsubseteq D$  iff  $C^{\mathcal{I}} \subseteq D^{\mathcal{I}}$  and  $\mathcal{I}$  satisfies a role inclusion  $p \sqsubseteq s$  iff  $p^{\mathcal{I}} \subseteq s^{\mathcal{I}}$ . Finally,  $\mathcal{I}$  is a *model* of an ontology  $\mathcal{O}$  if it satisfies all concept and role inclusions in  $\mathcal{O}$ .

**Ontology-mediated Query Answering.** We consider a countable infinite set of variables  $\mathbf{V}$ . A query atom is an expression of the form  $p(T_1, T_2)$ , where  $p \in \mathbf{R}$ , and each

<sup>1</sup>Unary ground facts can also be modeled as binary ones using dedicated *type* relation.

$T_i \in \mathbf{V} \cup \mathbf{I}$  is called a *term*. A *conjunctive query* (CQ)  $q(\vec{X})$  is a FO formula of the form

$$q(\vec{X}) \leftarrow \exists \vec{Y}. p_1(\vec{T}_1) \wedge \dots \wedge p_n(\vec{T}_n) \quad (1)$$

where each  $p_i(\vec{T}_i)$  is a query atom, and  $\text{vars}(q) = \vec{X} \cup \vec{Y}$  denotes the set of variables appearing in the conjunction, with  $\vec{X}$  (disjoint from  $\vec{Y}$ ) being the *answer variables* in  $q$ .

Every CQ  $q(\vec{X}) = \exists \vec{Y}. \phi(\vec{X}, \vec{Y})$  gives rise to a *query computation graph*, which is a directed acyclic graph whose nodes are the terms of  $q$  and that has an edge from  $T_1$  to  $T_2$  labeled with  $r$  if  $\phi(\vec{X}, \vec{Y})$  contains an atom  $r(T_1, T_2)$ . We denote by  $G_q$  the computation graph of  $q$ .

In this work, we focus on *monadic queries* (i.e. queries with a single answer variable), whose computation graph has non-variable entities (called *anchors*) as source nodes.

**Example 1.** For  $q(Y) \leftarrow \exists X. \text{hasAlumnus}(\text{mit}, X) \wedge \text{hasAlumnus}(\text{ucl}, X) \wedge \text{worksAt}(X, Y)$ , asking for *working places of people who graduated both from mit and ucl*, we have *mit*, *ucl* as the anchor entities for  $q$ . The computation graph  $G_q$  of  $q$  is presented in Figure 2.

For a query  $q(\vec{X})$  and a KG  $\mathcal{G}$ , a tuple  $\vec{a}$  of constants appearing in  $\mathcal{G}$  is an answer to  $q(\vec{X})$  if a mapping  $\pi : \text{var}(q) \rightarrow \mathbf{I}$  exists such that  $\pi(\vec{X}) = \vec{a}$  and  $q(\vec{a}) \in \mathcal{G}$ . We denote by  $q[\mathcal{G}]$  the answers of  $q$  on  $\mathcal{G}$ .

*Ontology-mediated query answering* concerns answering queries by accounting for both the KG and the accompanying ontology. The answers to ontology-mediated queries are also called *certain answers*.

Formally, an *ontology mediated query* (OMQ) is a pair  $(q(\vec{X}), \mathcal{O})$  with  $\mathcal{O}$  being an ontology and  $q(\vec{X})$  a CQ. Given a KG  $\mathcal{G}$ , a tuple of entities  $\vec{a}$  from  $\mathcal{G}$  with  $|\vec{a}| = |\vec{X}|$  is a *certain answer* of  $(q(\vec{X}), \mathcal{O})$  over  $\mathcal{G}$  if  $\vec{a}$  is an answer to  $q$  over  $\mathcal{O}^\infty(\mathcal{G})$ , where  $\mathcal{O}^\infty(\mathcal{G})$  (called *closure*) contains all possible inferences derived on  $\mathcal{G}$  using axioms from  $\mathcal{O}$ . Let  $q[\mathcal{G}, \mathcal{O}]$  denote the set of *certain answers* to  $q$  over  $\mathcal{G}$  w.r.t.  $\mathcal{O}$ .

If  $q$  and  $q'$  are two queries (of the same arity) over the ontology  $\mathcal{O}$  and the KG  $\mathcal{G}$ , we say that  $q$  is *contained* in  $q'$  with respect to  $\mathcal{O}$  if  $q[\mathcal{G}, \mathcal{O}] \subseteq q'[\mathcal{G}, \mathcal{O}]$ . In this case we call  $q$  a *specialization* of  $q'$  and  $q'$  a *generalization* of  $q$ .

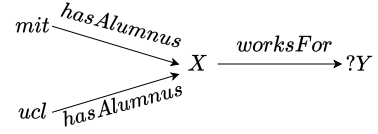
Generalizations/specializations of queries can be obtained by exploiting ontology axioms. The process (and result) of the construction of query generalizations or specializations is referred to as *query rewritings*.

**Example 2.** Consider the following query:

$$q(X) \leftarrow \text{type}(X, \text{Professor}), \text{degreeFrom}(X, \text{mit}).$$

Using  $\mathcal{G}$  from Figure 1, we obtain that *mat* is in  $q[\mathcal{G}]$ , thus it is a *certain answer*. Moreover, according to  $\mathcal{O}$  each entity of type *AProfessor* is also implicitly of type *Professor* and *degreeFrom* is inverse of *hasAlumnus*, thus also *bob* is a *certain answer*.

Moreover, if we apply axiom (3) to specialize  $q$  we obtain  $q'(X) \leftarrow \text{type}(X, \text{AProfessor}), \text{degreeFrom}(X, \text{mit})$ , which is strictly more restrictive than  $q$  since *mat* is no longer a *certain answer* to  $q'$ .



**Figure 2:** Query computation graph  $G_q$  for the query  $q(Y) \leftarrow \exists X. \text{hasAlumnus}(\text{mit}, X) \wedge \text{hasAlumnus}(\text{ucl}, X) \wedge \text{worksFor}(X, Y)$

### 3 Problem Statement and Proposed Solution

Let  $\mathcal{G}$  be a correct but incomplete KG and  $\mathcal{O}$  an accurate ontology, both sharing the same signature  $\Sigma$ . Additionally, let  $\mathcal{Q}_{\mathcal{G}}$  be a set of all possible monadic chain-like queries of certain fixed shapes that can be formed over  $\Sigma$ .

Our goal is to develop a method for computing all answers to CQs in  $\mathcal{Q}_{\mathcal{G}}$  over the complete version of  $\mathcal{G}$  (let us call it ideal KG and refer to it as  $\mathcal{G}^i$ ). As  $\mathcal{G}$  might be missing facts, and we do not have direct access to its complete version  $\mathcal{G}^i$ , developing an exact method for the given problem is not possible. However, what is possible is to exploit the following two approximation means for KG completion. The first one is KG embedding  $\varphi$ , which essentially concerns the construction of  $n$ -dimensional vector space representations, in which each KG entity is associated with a vector in  $\mathbb{R}^n$  and each relation is associated with a scoring function encoding information about the likelihood of KG facts. Embedding models can be used for predicting potentially missing KG facts relying on machine learning. For simplicity, assume that based on an embedding model  $\varphi$  we consider the function  $\mathcal{E}_{\varphi}$  (or just  $\mathcal{E}$  if clear from the context) that takes as input a KG  $\mathcal{G}$  and returns its embedding-based completion  $\mathcal{E}(\mathcal{G})$ .

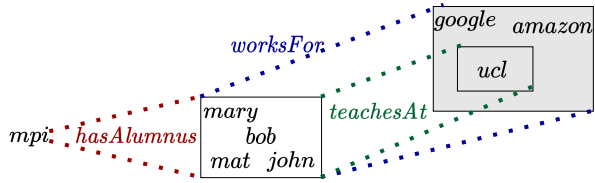
The second mean for KG completion is ontological reasoning, which concerns the computation of  $\mathcal{O}^\infty(\mathcal{G})$ . As  $\mathcal{O}$  is accurate, for any set  $\mathcal{G}'$  of correct facts over  $\Sigma$  we assume that  $\mathcal{O}^\infty(\mathcal{G}')$  is also correct.

To compute approximate answers for CQs in  $\mathcal{Q}_{\mathcal{G}}$  exploiting the mentioned means for KG completion, we have two possibilities. First, we can construct an embedding model  $\mathcal{E}$  relying only on KG  $\mathcal{G}$  and exploit ontological knowledge to rewrite queries in  $\mathcal{Q}_{\mathcal{G}}$  into equivalent ones that can be directly answered using  $\mathcal{E}$ . Second, we can construct an embedding  $\mathcal{E}$  that injects ontological axioms and can thus be directly used for OMQ answering. In this work, our proposed solution is to focus on the second alternative due to the restrictions on type of queries that can be typically handled by embedding models.

Thus, our target is to construct an embedding  $\mathcal{E}$  for  $\mathcal{G}$  accounting for  $\mathcal{O}$  and target queries in  $\mathcal{Q}_{\mathcal{G}}$  such that for every  $q \in \mathcal{Q}_{\mathcal{G}}$  we have that  $q[\mathcal{E}(\mathcal{G})] = q[\mathcal{O}^\infty(\mathcal{E}(\mathcal{G}))]$ , meaning that (i)  $\mathcal{E}$  is capable of answering ontology mediated queries on  $\mathcal{G}$ , i.e.,  $q[\mathcal{E}(\mathcal{G})] \supseteq q[\mathcal{O}^\infty(\mathcal{G})]$  and (ii)  $\mathcal{E}$  can apply ontology axioms on top of predictions that it makes. Both of these conditions are covered by  $q[\mathcal{E}(\mathcal{G})] = q[\mathcal{O}^\infty(\mathcal{E}(\mathcal{G}))]$ .

### 4 Ontology-enhanced QA over KGEs

To construct an embedding model that can be used for CQA, with desired properties (i) and (ii) from Section 3, we pro-



$$q(Y) \leftarrow \exists X. hasAlumnus(mpi, X) \wedge worksFor(X, Y)$$

**Figure 3:** Illustration of our embedding model, where the nodes and the relations of a KG are embedded as points and projection operators, resp., into a vector space. Query embedding is obtained as a sequence of box operations according to the query computation graph. The embedding of the exemplar query  $q$  is shown by the grey box, where the projection operator  $hasAlumnus$  is applied to the node  $mpi$  followed by the projection operator  $worksFor$ . The embedding captures the ontology axiom  $teachesAt \sqsubseteq worksFor$  as witnessed by the inclusion of respective boxes.

pose to adapt the Query2Box model (Ren, Hu, and Leskovec 2020) by injecting a set of ontological axioms and enforce the model to account for them during QA. For this sake, following (Ren, Hu, and Leskovec 2020), we embed entities as *points* into a  $d$ -dimensional vector space  $\mathbb{R}^d$ , and queries as *boxes* (i.e., axis-aligned hyper-rectangles). A box in  $\mathbb{R}^d$  is represented by  $(\mathbf{cen}_q, \mathbf{off}_q) \in \mathbb{R}^d \times \mathbb{R}_{\geq 0}^d$  as

$$\text{box}_q = \{ \mathbf{q} \in \mathbb{R}^d \mid \mathbf{cen}_q - \mathbf{off}_q \preceq \mathbf{q} \preceq \mathbf{cen}_q + \mathbf{off}_q \},$$

where  $\preceq$  is the element-wise inequality,  $\mathbf{cen}_q$  is the center of the box, and  $\mathbf{off}_q$  is the positive offset of the box, modeling its size. We use bold small letters to denote the embedding, namely  $\mathbf{q}$  refers to the embedding of  $q$ .

**Definition 1** (Query embeddings). *Assuming a signature  $\Sigma = (\mathbf{I}, \mathbf{C}, \mathbf{R})$  let  $\mathcal{Q}_G$  be a set of monadic CQs over  $\Sigma$ . A  $d$ -dimensional embedding for  $(\Sigma, \mathcal{Q}_G)$  is a function  $\varphi$  that maps  $c \in \mathbf{I} \cup \mathbf{C}$  to  $\mathbf{c} \in \mathbb{R}^d$  and  $q \in \mathcal{Q}_G$  to  $\mathbf{q} = (\mathbf{cen}_q, \mathbf{off}_q) \in \mathbb{R}^d \times \mathbb{R}_{\geq 0}^d$ .*

When embedding a query the Query2Box model defines a box such that the answer entities of the given query are mapped to points located inside of the box. Note that for every ontological axiom its both left- and right-hand side can be turned into queries. By embedding those queries as boxes ontology can be simply injected into the model if in the vector space the inclusion of the boxes corresponding to the respective queries is ensured (see Fig. 3 for illustration).

To enforce such inclusions we develop strategies for constructing a set of queries relevant for the ontology along with their answers. These queries are used to learn embeddings and geometric operators such that the queries over the KG w.r.t. the ontology can be accurately answered. In what follows, we first describe how the projection and intersection operators are modeled as geometric operators over boxes, then propose our training strategies, and finally present our distance function between query and entity embeddings as well as the novel training objective function.

## 4.1 Geometric Operators

From the computation graph of the query we derive the two operators: projection and intersection. Note that the embed-

ding  $\mathbf{v} \in \mathbb{R}^d$  of the entities can be also considered as boxes  $(\mathbf{v}, \mathbf{0})$  with zero length sides.

**Projection** Assume a set of entities  $S \subseteq \mathbf{I} \cup \mathbf{C}$  and a relation  $r \in \mathbf{R}$ . The projection operator provides the set  $\{v' \in \mathbf{I} \cup \mathbf{C} \mid v \in S, r(v, v') \in \mathcal{G}\}$ . If we are given the embedding  $\mathbf{r} = (\mathbf{cen}_r, \mathbf{off}_r) \in \mathbb{R}^d \times \mathbb{R}_{\geq 0}^d$  for the relation  $r$ , then we simply model the projection of a box  $\mathbf{v} = (\mathbf{cen}_v, \mathbf{off}_v)$  by applying element-wise summation  $\mathbf{v} + \mathbf{r} = (\mathbf{cen}_v + \mathbf{cen}_r, \mathbf{off}_v + \mathbf{off}_r)$ . This relational translation (Bordes et al. 2013) operation corresponds to the translation and enlargement of the box  $\mathbf{v}$ .

**Intersection** Given a set of entity sets  $\{S_1, \dots, S_n\}$ , this operator computes the intersection of the given sets. We model the intersection  $\mathbf{w} = (\mathbf{cen}_w, \mathbf{off}_w)$  of a set of boxes by applying the following operations:

$$\mathbf{cen}_w = \sum_{i=1}^n \Phi(\text{NN}(\mathbf{cen}_{v_1}), \dots, \text{NN}(\mathbf{cen}_{v_n}))_i \odot \mathbf{cen}_{v_i},$$

$$\mathbf{off}_w = \min(\mathbf{off}_{v_1}, \dots, \mathbf{off}_{v_n}) \odot \sigma(\Psi(\mathbf{off}_{v_1}, \dots, \mathbf{off}_{v_n})),$$

where  $\odot$  and  $\min$  denote the element-wise multiplication and minimum, respectively.  $\text{NN}: \mathbb{R}^d \rightarrow \mathbb{R}^d$  is a 2-layer feed-forward neural network having the same dimensionality for the hidden layers as for the input layer.  $\Phi$  and  $\sigma$  stand for the softmax and sigmoid functions, resp., applied in a dimension-wise manner.  $\Psi$  is a permutation invariant function composed of a 2-layer feed-forward network followed by element-wise mean operation and a linear transformation (for more details we refer to (Hamilton et al. 2018)). The center  $\mathbf{cen}_w$  is calculated as the weighted mean of the box centers  $\mathbf{cen}_{v_1}, \dots, \mathbf{cen}_{v_n}$ . This geometric intersection provides a smaller box that lies inside a set of boxes.

Intuitively, the projection and intersection operators are used to perform graph traversal in the vector space. Note that we have to define a set  $\Theta$  of parameters, corresponding to the parameters of the projection and intersection operators, in order to learn the embedding function  $\varphi$ .

## 4.2 Training Strategies

Consider the set  $\mathcal{Q}_G$  of all possible chain-like monadic queries that can be formed using predicates and constants in  $\Sigma$ . The standard way of training the embedding model (Ren, Hu, and Leskovec 2020) is to randomly select from  $\mathcal{Q}_G$  a set of queries, whose source nodes in the computation graph are anchor entities and use them for training the model along with their answers as positive examples and randomly generated non-answers as negative examples.

**Certain answer based sampling.** The first naive attempt for incorporating ontologies into the model, is to sample queries along with their certain answers instead of the standard answers and use them during training. For ontology languages for which query answering can be done efficiently (e.g. (Artale et al. 2014)) the generation of training data this way is feasible.

**Example 3.** Let us assume that the following training query has been randomly selected:  $q_1(X) \leftarrow \exists X.hasAlumnus(mit, X), worksFor(X, Y)$ , which asks for working places of MIT graduates. For training the model we pass  $q_1$  along with its certain answers  $mit, ucl, bosch$ .

**Query-rewriting based sampling.** A more advanced attempt to capture the ontology is to add to the set of randomly sampled queries also all of their specializations and generalizations obtained accounting for the ontology.

Intuitively, the specializations of a given query  $q$  (denoted as  $Spec(q)$ ), incorporate the information that could be useful for the construction of the answers to the query  $q$ . Similarly, using the generalizations of  $q$  (i.e.,  $Gen(q)$ ) we can capture additional related entities which could potentially be plausible missing answers.

The rules that given a certain query  $q(X) \leftarrow \alpha \wedge \beta$  can be used for obtaining the generalizations and specializations of  $q$  are presented in Table 1. For example, the first rule **(R1)** relies on the concept inclusion axiom, while **(R6)** on role inclusions.

**Example 4.** Given the axioms in Figure 1 and the query  $q(X) \leftarrow \exists Y.type(X, University), hasAlumnus(X, Y)$ , based on the first rule **(R2)** from Table 1 we obtain  $q'(X) \leftarrow \exists Y, Z.teachesAt(Z, X) \wedge hasAlumnus(X, Y)$  as the specialization of  $q$  and relying on **(R3)** we have  $q''(X) \leftarrow \exists Y, Z.teachesAt(Z, X) \wedge degreeFrom(Y, X)$  as the specialization of  $q'$ .

Provided that the shape and the size of queries to be generated is fixed, there are polynomially many training queries along with their generalizations and specializations. However, in practice constructing all queries is infeasible. Thus, we can fix a generalization (resp. specialization) depth, up to which the respective training queries are generated.

**Strategic ontology-based sampling.** While adding generalizations and specializations of randomly selected queries should allow one to capture some parts of the ontological background knowledge, many queries relevant for the ontology might still be missed. Therefore, another training approach that we propose is to generate the training queries strategically by relying on the ontology.

For that first, we formalize the set of target queries by means of a *query template graph* i.e., directed acyclic graph (DAG)  $(N, E)$ , where  $N$  is a set of nodes and  $E$  is a set of directed edges. Such DAG captures the shape of each query. We then instantiate the shape using a set of relations and entities from  $\Sigma_G$ . Then, the set of target queries is obtained by applying a labeling function to assign symbols in  $\Sigma_G$  to nodes and edges.

**Definition 2** (Query shape). A query shape  $S$  is a tuple  $(N, E, n)$  such that  $(N, E)$  is a DAG and  $n \in N$  is the distinguished node of  $S$  (i.e., the node corresponding to the answer variable). For a given set of relations and constants  $\Sigma_G$ , a labeling function  $f$  is a map from  $N \cup E$  to  $\Sigma_G \cup \mathbf{V}$  such that each node is mapped to either a variable or a constant and each edge to a relation symbol in  $\Sigma_G$ .

Given a signature  $\Sigma_G$  and a query shape  $S$ , let  $Q_S^{\Sigma_G}$  be the set of CQs of the form:

$$q(f(n)) \leftarrow \exists f(n_1), \dots, f(n_k). \bigwedge_{e_i=(n, n') \in E} f(e_i)(f(n), f(n')).$$

Our goal is to exploit the ontology-guided labeling function to create semantically meaningful queries. Towards that let  $\sqsubseteq^*$  be the reflexive and transitive closure of  $\sqsubseteq$ . Then, we define for a given relation  $p$ , the following sets:

- $inv(p) = \{p' \mid p \sqsubseteq p' \in \mathcal{O}\}$
- $dom(p) = \{A \mid \exists p' \sqsubseteq A' \in \mathcal{O} \text{ s.t. } p \sqsubseteq^* p', A \sqsubseteq^* A' \text{ or } A' \sqsubseteq^* A\}$ ,
- $range(p) = \{A \mid \exists p' \sqsubseteq A' \in \mathcal{O} \text{ s.t. } p \sqsubseteq^* p', A \sqsubseteq^* A' \text{ or } A' \sqsubseteq^* A\}$ ,
- $follows(p) = \{p' \mid range(p) \cap dom(p') \neq \emptyset\}$ ,
- $inter_r(p) = \{p' \mid range(p) \cap range(p') \neq \emptyset \text{ or } p_1 \in inv(p), p_2 \in inv(p') \text{ and } dom(p_1) \cap dom(p_2) \neq \emptyset\}$ ,
- $inter_d(p) = \{p' \mid dom(p) \cap dom(p') \neq \emptyset \text{ or } p_1 \in inv(p), p_2 \in inv(p') \text{ and } range(p_1) \cap range(p_2) \neq \emptyset\}$ .

Intuitively, for a given relation  $p$ , the set  $inv(p)$  contains all inverse relations of  $p$ ,  $dom(p)$  contains all domain types for  $p$ ,  $range(p)$  contains all range types for  $p$ ,  $follows(p)$  contains all relations  $p'$  which can follow  $p$ , and  $inter_r(p)$ ,  $inter_d(p)$  contains all relations  $p'$  which can intersect  $p$  on range, domain position, respectively.

Given a query shape  $S$  and an ontology  $\mathcal{O}$ , we say that a labeling function  $f$  is *valid for  $S$  w.r.t  $\mathcal{O}$*  if:

- for each pair of edges  $e = (n_1, n_2), e' = (n_2, n_3)$  we have that either: (i)  $f(e') \in follows(f(e))$ , or (ii)  $f(e) = type, f(n_2) = A$  and  $A \in dom(f(e'))$ , or  $p \in inv(f(e'))$  and  $A \in range(p)$ , or (iii)  $f(e') = type, f(n_3) = A$  and  $A \in range(f(e))$ , or  $p \in inv(f(e))$  and  $A \in dom(p)$ ;
- for each pair of edges  $e = (n_1, n_2), e' = (n_3, n_2)$  we have that either (i)  $f(e') \in inter_r(f(e))$  or (ii)  $f(e) = type, f(n_2) = A$  and  $A \in dom(f(e'))$  or  $p \in inv(f(e'))$  and  $A \in range(p)$ , or (iii)  $f(e) = f(e') = type, f(n_1) = A_1, f(n_3) = A_2$  and there exists a concept  $A$  such that  $A_1 \sqsubseteq^* A$  and  $A_2 \sqsubseteq^* A$ ;
- for each pair of edges  $e = (n_1, n_2), e' = (n_1, n_3)$  we have that either: (i)  $f(e') \in inter_d(f(e))$  or (ii)  $f(e) = type, f(n_2) = A$  and  $A \in dom(f(e'))$  or  $p \in inv(f(e'))$  and  $A \in range(p)$ , or (iii)  $f(e) = f(e') = type, f(n_2) = A_1, f(n_3) = A_2$  and there exists a concept  $A$  such that  $A_1 \sqsubseteq^* A$  and  $A_2 \sqsubseteq^* A$ .

**Example 5.** Given the query shape  $S = (\{n_1, n_2, n_3\}, \{e_1 = (n_1, n_2), e_2 = (n_2, n_3)\}, n_1)$  we have that labeling function  $f_1$  which maps  $f_1(e_1) = degreeFrom$  and  $f_1(e_2) = type, f(n_3) = University$  is valid w.r.t.  $\mathcal{O}$ , while  $f_2(e_1) = degreeFrom$  and  $f_2(e_2) = worksFor$  is not valid given that the range of  $degreeFrom$  and domain of  $worksFor$  do not intersect.

The strategic training set is constructed by computing each valid labeling function for each query shape, and additionally, considering the data patterns not captured by  $\mathcal{O}$ . For that, we proceed in a bottom-up fashion. We take all labeled queries of a given shape  $S$  that have answers over the original graph; let  $Q_G$  denote such a set. Then, using the ontology, we construct the generalizations of each query by

<b>(R1)</b> If $A \sqsubseteq B \in \mathcal{O}$	then: $\alpha \wedge \text{type}(T, B) \xrightarrow{\text{s}} \alpha \wedge \text{type}(T, A)$	$\alpha \wedge \text{type}(T, A) \xrightarrow{\text{g}} \alpha \wedge \text{type}(T, B)$
<b>(R2)</b> If $\exists p \sqsubseteq A \in \mathcal{O}$	then: $\alpha \wedge \text{type}(T_1, A) \xrightarrow{\text{s}} \alpha \wedge p(T_1, T_2)$	$\alpha \wedge p(T_1, T_2) \xrightarrow{\text{g}} \alpha \wedge \text{type}(T_1, A)$
<b>(R3)</b> If $A \sqsubseteq \exists p \in \mathcal{O}$	then: $\alpha \wedge p(T_1, T_2) \xrightarrow{\text{s}} \alpha \wedge \text{type}(T, A)$	$\alpha \wedge \text{type}(T_1, A) \xrightarrow{\text{g}} \alpha \wedge p(T_1, T_2)$
<b>(R4)</b> If $\exists p^- \sqsubseteq A \in \mathcal{O}$	then: $\alpha \wedge A(T) \xrightarrow{\text{s}} \alpha \wedge p(T_2, T_1)$	$\alpha \wedge p(T_2, T_1) \xrightarrow{\text{g}} \alpha \wedge \text{type}(T_1, A)$
<b>(R5)</b> If $A \sqsubseteq \exists p.B \in \mathcal{O}$	then: $\alpha \wedge p(T_1, T_2) \wedge \text{type}(T_2, B) \xrightarrow{\text{s}} \alpha \wedge \text{type}(T, A)$	$\alpha \wedge \text{type}(T_1, A) \xrightarrow{\text{g}} \alpha \wedge p(T_1, T_2) \wedge \text{type}(T_2, B)$
<b>(R6)</b> If $p \sqsubseteq s \in \mathcal{O}$	then: $\alpha \wedge s(T_1, T_2) \xrightarrow{\text{s}} \alpha \wedge p(T_1, T_2)$	$\alpha \wedge p(T_1, T_2) \xrightarrow{\text{g}} \alpha \wedge s(T_1, T_2)$
<b>(R7)</b> If $s^- \sqsubseteq p \in \mathcal{O}$	then: $\alpha \wedge p(T_1, T_2) \xrightarrow{\text{s}} \alpha \wedge s(T_2, T_1)$	$\alpha \wedge s(T_1, T_2) \xrightarrow{\text{g}} \alpha \wedge p(T_2, T_1)$
<b>(R8)</b> If $\theta: \text{vars}(q) \mapsto \text{vars}(q) \cup \mathbf{I}$ then: s.t. $\theta(T_i) = \theta(T'_i)$	$\alpha \wedge p(T_1, T_2) \wedge p(T'_1, T'_2) \in q \xrightarrow{\text{s}} \alpha \theta \wedge p(T_1, T_2) \theta$ $\alpha \wedge p(T_1, T_2) \text{ s.t. } T_1 \text{ or } T_2 \in \mathbf{I} \xrightarrow{\text{g}} \alpha \wedge p(Z, T_2) \text{ or } \alpha \wedge p(T_1, Z)$	

**Table 1:** Rules to specialize and generalize an atom  $\beta$  from  $q(X) \leftarrow \alpha \wedge \beta$ , where  $A, B \in \mathbf{C}$ ,  $p, r, s \in \mathbf{R}$  and  $T, T_1, T_2 \in \text{vars}(q) \cup \mathbf{I}$ . The operators  $\xrightarrow{\text{s}}$  and  $\xrightarrow{\text{g}}$  are used for constructing specializations and generalizations respectively of a given query.

applying rules in Table 1. The obtained set of strategic training queries contains all the queries that can be constructed given  $\mathcal{O}$ , and the set of generalized data patterns. Finally, for each anchor node we randomly choose a percentage of the valid entities, such that the resulting query with the selected entities as anchors has some certain answers over the KG.

### 4.3 Entity-to-box Distance and Training Objective

By making use of the data generation strategies, mentioned above, we are provided with a set of training queries (possibly with their ontology-based specializations and/or generalizations). Given the training data, we aim at learning the embedding of queries, by finding the embedding parameters  $\Theta$ , such that the *distance* between the box, corresponding to the query, and its answers is minimized, while the *distance* to this box from other negative samples is maximized.

Similar to (Ren, Hu, and Leskovec 2020), we define the distance between  $\mathbf{q} \in \mathbb{R}^d \times \mathbb{R}_{\geq 0}^d$  and  $\mathbf{v} \in \mathbb{R}^d$  as  $d(\mathbf{q}, \mathbf{v}) = \|\text{cen}_q - \mathbf{v}\|_1$ , namely the  $L_1$  distance from the entity  $\mathbf{v}$  to the center of the box. By making use of the sigmoid function we transform the distance into the  $(0, 1)$  interval, that is,  $p(\mathbf{v} | \mathbf{q}) = \sigma(-(d(\mathbf{q}, \mathbf{v}) - \gamma))$ , where  $\gamma > 0$  is a margin. In fact  $p(\mathbf{v} | \mathbf{q})$  can be considered as the ‘‘probability’’ of  $v \in q[\mathcal{G}^i]$ , where  $\mathcal{G}^i$  is an abstract concept referring to the ideal completion of  $\mathcal{G}$  containing all correct facts including those inferred by ontology.

For a query  $q$ , let  $\text{Gen}(q) = \{q_1 \dots q_n\}$  denote the set of all generalizations of  $q$  based on  $\mathcal{O}$ . Given a training query  $q$  and its certain answer  $v \in q[\mathcal{G}, \mathcal{O}]$ , we aim at maximizing  $\prod_{i=1}^n p(\mathbf{v} | \mathbf{q}_i)^{\beta_i}$ , where  $\beta_i \geq 0$  is a weighting parameter for all  $i = 1, \dots, n$ . This can be achieved by minimizing the negative log-likelihood<sup>2</sup>

$$-\log \left( \prod_{i=1}^n p(\mathbf{v} | \mathbf{q}_i)^{\beta_i} \right) = -\sum_{i=1}^n \beta_i \log(p(\mathbf{v} | \mathbf{q}_i)).$$

By exploiting the fact that  $\sigma(x) = 1 - \sigma(-x)$ , for any  $\mathbf{v}'_j \notin$

<sup>2</sup>The log is strictly monotonically increasing, therefore, it will not change the maximization. It only changes the product to a summation. During training we consider a minimization, which motivates the negative sign.

$q[\mathcal{G}, \mathcal{O}]$ , it is easy to see that

$$p(\mathbf{v}' | \mathbf{q}) = 1 - p(\mathbf{v} | \mathbf{q}_i) = \sigma(d(\mathbf{q}, \mathbf{v}) - \gamma).$$

Our goal is to ensure that if a given training query  $q$  is a generalization of another query  $q'$  w.r.t. the *ontology*, then the box of  $q$  contains the box of  $q'$ . In other words, if  $a$  is an answer to the query  $q$  then the distance not only between  $a$  and  $q$  should be minimized, but also between  $a$  and  $q'$  as well as between  $a$  and all other generalizations of  $q$ .

The training objective reflecting our goals is defined as:

$$L = -\sum_{i=1}^n \beta_i \log \sigma(\gamma - d(\mathbf{v}, \mathbf{q}_i)) - \sum_{j=1}^k \frac{1}{k} \log \sigma(d(\mathbf{v}'_j; \mathbf{q}) - \gamma),$$

where  $\mathbf{v}'_j \notin q[\mathcal{G}, \mathcal{O}]$  is a random entity for all  $j = 1, \dots, k$  obtained via negative sampling. In our experiments we used  $\beta_i = |\text{Gen}(q)|^{-1} = 1/n$ .

**Example 6.** Consider the following query

$$q(Y) \leftarrow \exists X. \text{hasAlumnus}(u1, X) \wedge \text{type}(X, A\text{Professor}) \wedge \text{teachesAt}(X, Y).$$

Using the reformulation rules in Table 1, we obtain that  $\text{Gen}(q) = \{q_1, q_2, q_3\}$ , where  $q_1$  is obtained from  $q$  by substituting the  $\text{teachesAt}(X, Y)$  by  $\text{worksAt}(X, Y)$ ,  $q_2$  is the query  $q$  with  $\text{type}(X, \text{Professor})$  instead of  $\text{type}(X, A\text{Professor})$ . In  $q_3$  the first, second and third conjuncts are the same as in  $q$ ,  $q_1$  and  $q_2$ , respectively. It holds that  $q[\mathcal{G}, \mathcal{O}] = \{\text{bob}\}$ , hence our training objective is to minimize the distance between  $\mathbf{v}_{\text{bob}}$ , which is the embedding of bob, and  $\mathbf{q}$  as well as the distance between  $\mathbf{v}_{\text{bob}}$  and the boxes corresponding to  $q_1, q_2$  and  $q_3$  (denoted by  $\mathbf{q}_1, \mathbf{q}_2$  and  $\mathbf{q}_3$ ).

## 5 Evaluation

In this section we report the experimental results of different training strategies for Query2Box model ( $Q2B$ ) and those for the extension of Query2Box model with the newly introduced cost function ( $O2B$ ). We evaluated these models in different settings to measure their ability to perform inductive reasoning, deductive reasoning, and the combination of both inductive and deductive reasoning.

## 5.1 Experimental Setup

We have configured both  $Q2B$  and  $O2B$  systems as follows: We set the size of the embedding dimension to 400, and trained the models for 150000 steps using stochastic gradient descent with a learning rate of 0.0001 and the batch size of 512. We evaluated the models periodically and reported the test results of the models which have the best performance on the validation dataset i.e., we used early stopping based on  $HITS@3$ . For  $Q2B$  and  $O2B$  we define the following training strategies:

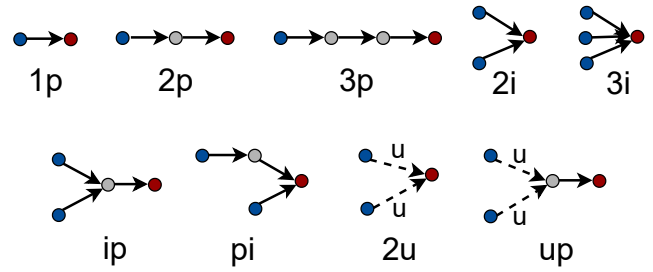
- *plain*: train queries were randomly selected and the models were trained with their plain answers, i.e. the answers obtained from the input KG.
- *gen*: train queries together with their generalizations were randomly selected and the models were trained with their certain answers, i.e. the answers obtained from the input KG taking into account the ontology axioms.
- *spec*: train queries together with their specializations were randomly selected and the models were trained with their certain answers, i.e. the answers obtained from the input KG taking into account the ontology axioms.
- *onto*: the construction of train queries was driven by the ontology axioms as introduced in Section 4.2. The models were then trained with certain answers of these queries.

**Datasets.** We evaluated our method on a general purpose real world KG with its ontology Nell (Carlson et al. 2010) and the domain specific syntactic dataset LUBM describing the university domain (Guo, Pan, and Heflin 2005). We selected these datasets, as they are among few large KGs that are accompanied with ontologies. Following the procedure in the literature, we splitted each KG  $\mathcal{G}$  into  $\mathcal{G}_{train}$  for training,  $\mathcal{G}_{valid}$  for validation and  $\mathcal{G}_{test}$  for testing such that  $\mathcal{G}_{train} \subset \mathcal{G}_{valid} \subset \mathcal{G}_{test}$ , and with each split 10 % of the edges are discarded to measure the prediction of the trained models. Using the ontology we perform the deductive closure of each such graph w.r.t. the underlying ontology  $\mathcal{O}$ , obtaining  $\mathcal{O}^\infty(\mathcal{G}_{train})$ ,  $\mathcal{O}^\infty(\mathcal{G}_{valid})$  and  $\mathcal{O}^\infty(\mathcal{G}_{test})$  respectively. Note that  $\mathcal{G}_x \subseteq \mathcal{O}^\infty(\mathcal{G}_x)$  for  $x \in \{train, valid, test\}$ .

Queries of each of the first five shapes from Figure 4 are sampled over  $\mathcal{G}_{train}$ ,  $\mathcal{G}_{valid}$  and  $\mathcal{G}_{test}$  in the following manner: from the set of all possible queries that can be formulated over each graph and which have at least one answer, a particular number of queries are selected uniformly at random for training, validation and testing, respectively relying on the strategies from Section 4.2. For validation and testing only queries that have non-trivial answers (i.e., answers that require link prediction) are selected. The dataset statistics is presented in Table 2.

**Evaluation procedure.** For each model trained with different strategies from above, we measured its performance by standard metrics  $HITS$  at  $K$  ( $HIT@K$ ) and Mean Reciprocal Rank (MRR). We use such evaluation metrics for:

- Evaluating the inductive reasoning ability: Is the model able to predict missing answers to queries over the original graph (which accounts for the standard test case)?



**Figure 4:** Query structures considered in our experiments, where blue nodes correspond to anchor entities and red ones to answer variables; p stands for projection, i for intersection and u for union. The dashed lines are to distinguish the union from the intersection. In order to instantiate logical queries, anchor entities and relations are to be specified. Embedding models were trained on the first five query structures and tested on all structures.

- Evaluating the deductive reasoning ability: Is the model able to predict answers that can be inferred from the known triples using ontology axioms?
- The combination of settings A and B: Is the model able to predict answers that are inferred from known and missing triples predicted by the model using ontology axioms?

For **A** we randomly generated validation and testing queries over  $\mathcal{G}_{valid}$ , and  $\mathcal{G}_{test}$ , in such a way that for each validation query  $q$  we have that  $q[\mathcal{G}_{train}] \subsetneq q[\mathcal{G}_{valid}]$ , and similarly for each testing query  $q$  we have  $q[\mathcal{G}_{valid}] \subsetneq q[\mathcal{G}_{test}]$ . For **B** we randomly generated validation and testing queries over  $\mathcal{O}^\infty(\mathcal{G}_{train})$  such that each validation query is not trained and each testing query is unseen during training and validation, and for each such  $q$  we must have that  $q[\mathcal{G}_{train}] \subsetneq q[\mathcal{O}^\infty(\mathcal{G}_{train})]$ . For **C** we proceeded as for **A** but we used  $\mathcal{O}^\infty(\mathcal{G}_{valid})$  and  $\mathcal{O}^\infty(\mathcal{G}_{test})$  to sample the queries. We used all query shapes presented in Figure 4. A *hard answer* for case **A** is an answer in  $q[\mathcal{G}_{test}] \setminus q[\mathcal{G}_{valid}]$ , for **B** is an answer in  $q[\mathcal{O}^\infty(\mathcal{G}_{train})] \setminus q[\mathcal{G}_{train}]$ , while for **C** is an answer in  $q[\mathcal{O}^\infty(\mathcal{G}_{test})] \setminus q[\mathcal{O}^\infty(\mathcal{G}_{valid})]$ . Intuitively, hard answers are the ones that cannot be trivially retrieved from the input KGs. To compute the evaluation measurements, each hard answer is ranked against non-answer entities, for each test query. For such rank  $r$ , MRR is  $\frac{1}{r}$ , and  $HITS@K:1[r \leq K]$ . Note that following (Ren and Leskovec 2020) we trained the models on the first five query shapes but tested them on all nine query shapes in Figure 4.

## 5.2 Evaluation Results

Table 3 and Table 4 present the accuracy of  $Q2B$  and  $O2B$  for test queries on LUBM and NELL trained with different strategies. Higher  $HIT@3$  and MRR values demonstrate better accuracy. We proceed to discuss the detailed results and our observations as follows:

**Injecting ontological domain knowledge for prediction of plain answers.** Test case **A** is the standard setting for KG query answering without ontologies. As shown in Table 3 and Table 4,  $Q2B_{plain}$  has the best  $HIT@3$  and MRR values. This means that injecting ontological domain knowl-

KG $\mathcal{G}$	Size of $\mathcal{G}$			Size w.r.t. $\mathcal{O}$			Number of train queries				Number of test queries		
	$ \mathcal{G} $	$ \mathbf{I} $	$ \mathbf{R} $	$ \mathcal{O} $	$ \mathcal{O}^\infty(\mathcal{G}) $	<i>Plain</i>	<i>Gen</i>	<i>Spec</i>	<i>Onto</i>	<b>A.</b>	<b>B.</b>	<b>C.</b>	
LUBM	284k	55684	28	68	565k	550k	794k	948k	1320k	72k	70k	72k	
NELL	285k	63361	400	307	497k	534k	2776k	2839k	3081k	36k	70k	72k	

**Table 2:** Statistics regarding training and testing data for each KG.

Model	Test case A		Test case B		Test case C	
	LUBM	NELL	LUBM	NELL	LUBM	NELL
$Q2B_{plain}$	<b>0.6730</b>	<b>0.2545</b>	0.2537	0.5228	0.2182	0.4564
$Q2B_{gen}$	0.6555	0.2114	0.5065	0.7179	0.4583	0.6282
$Q2B_{spec}$	0.6514	0.2112	0.5062	0.7181	0.4566	0.6283
$Q2B_{onto}$	0.5778	0.2131	0.7895	0.7122	0.6629	0.6245
$O2B_{plain}$	0.6321	0.2342	0.2855	0.6363	0.2516	0.5772
$O2B_{gen}$	0.6310	0.2192	0.4527	0.7256	0.4243	0.6357
$O2B_{spec}$	0.6381	0.2193	0.4567	0.7260	0.4272	0.6356
$O2B_{onto}$	0.5835	0.2172	<b>0.8065</b>	<b>0.7299</b>	<b>0.6796</b>	<b>0.6388</b>

**Table 3:** HITS@3 metric (the higher the better) of  $Q2B$  and  $O2B$  with different training strategies and testing settings for predicting plain (A), certain (B) and hard certain answers (C).

edge did not improve over the baseline ( $Q2B_{plain}$ ) for predicting plain answers. This is not surprising; Clearly, ontologies cannot be effective in coping with missing edges/data in a KG beyond those that they can infer. Furthermore, they might introduce noise to the training data if the data patterns that ontology axioms reflect are not present in the KG explicitly.

**Learning ontological knowledge.** The results on certain answer prediction (Test case B) show that Query2Box trained on plain answers ( $Q2B_{plain}$ ) is not able to capture the domain knowledge expressed in the ontology and thus cannot be used directly for answering ontology-mediated queries. Indeed, for this setting our proposed model ( $O2B_{onto}$ ) which incorporates ontological knowledge significantly outperforms the baseline on both of the considered datasets.

**Generation of train data (data augmentation).** Our experimental results demonstrate that the best way to generate the training data for training the model to predict certain answers is being guided by the ontology axioms as suggested by our strategic training method from Section 4.2. In all cases, training the models on certain answers significantly improved the accuracy in Test cases B and C, in which computing answers for test queries requires deductive reasoning (and also inductive reasoning in Test case C). This is reasonable because the ontology needs to be integrated into the model. However, we observed that randomly selecting train queries as usually done in the literature does not provide the best performance. For both  $Q2B$  and  $O2B$ , generating train queries based on ontology axioms (together with the KG) yields the best results. Note that this observation also

holds with the increase of the number of the train queries that are randomly generated in  $Q2B_{gen}$ ,  $Q2B_{spec}$ ,  $O2B_{gen}$ , and  $O2B_{spec}$ . This shows the advantage of the advanced strategic ontology-based sampling that we have proposed.

**Evaluation of the novel objective function** The experimental results show that  $O2B_{onto}$  with our novel objective function that accounts for the ontological axioms has the best accuracy in Test cases B and C. Furthermore, the improvement of  $O2B_{plain}$  over  $Q2B_{plain}$  in these test cases demonstrated that without explicitly training the model with certain answers, we are able to partially incorporate the domain knowledge into the embedding model. This was done via the loss function to enforce that answers for the given train queries are also answers for their generalizations. In  $O2B_{onto}$ , query containment is additionally enforced by training the models with certain answers and this combination provides the best results based on our experiments.

## 6 Related Work

Many KG embedding methods exist in the literature (see (Wang et al. 2017) for overview) which typically aim at predicting potentially missing edges in the KG. Our work relies on more general models (Ren and Leskovec 2020; Ren, Hu, and Leskovec 2020; Hamilton et al. 2018) capable of conjunctive query answering (CQA) over incomplete KGs by mapping both entities and queries into the low dimensional vector space. Alternative methods for this task include (Arakelyan et al. 2020; Sun et al. 2020; Friedman and den Broeck 2020; Borgwardt, Ceylan, and Lukasiewicz 2019). While (Arakelyan et al. 2020) reduces a given complex query to its sub-queries, and aggregates the resulting scores via t-norms, the work (Sun et al. 2020)



Model	Test case A		Test case B		Test case C	
	LUBM	NELL	LUBM	NELL	LUBM	NELL
$Q2B_{plain}$	<b>0.6231</b>	<b>0.2154</b>	0.2003	0.3896	0.1580	0.3547
$Q2B_{gen}$	0.5077	0.1772	0.4156	0.5345	0.3782	0.4767
$Q2B_{spec}$	0.5187	0.1776	0.3961	0.5346	0.3882	0.4770
$Q2B_{onto}$	0.4653	0.1786	0.6985	0.5360	0.5966	0.4794
$O2B_{plain}$	0.5808	0.2047	0.2431	0.47387	0.2155	0.4446
$O2B_{gen}$	0.5180	0.1853	0.4319	0.5347	0.4088	0.4787
$O2B_{spec}$	0.5196	0.1853	0.4337	0.5351	0.4120	0.4786
$O2B_{onto}$	0.4578	0.1844	<b>0.7442</b>	<b>0.5484</b>	<b>0.6352</b>	<b>0.4898</b>

**Table 4:** Mean Reciprocal Rank (MRR) metric (the higher the better) of  $Q2B$  and  $O2B$  with different training strategies and testing settings for predicting plain (A), certain (B) and hard certain answers (C).

combines centroid-sketch representation for entity sets with neural retrieval over embedded KG triples. Other methods (Friedman and den Broeck 2020; Borgwardt, Ceylan, and Lukasiewicz 2019) study the relation between the problem of CQA in the embedding space and CQA over probabilistic databases. The difference between these works and our approach is that along with the data we also rely on the intentional background knowledge in the form of ontological rules during the embedding training process.

Integration of ontological background knowledge into KG embeddings has been also considered in e.g., (Krompaß, Baier, and Tresp 2015; Hao et al. 2019; Guo et al. 2016; Rocktäschel, Singh, and Riedel 2015; Demeester, Rocktäschel, and Riedel 2016; Kazemi and Poole 2018; Fatemi, Ravanbakhsh, and Poole 2019; Abboud et al. 2020)). However, these works merely target link prediction, but cannot perform CQA like we do, and extensions to target these more general queries are not straightforward. For other less related neural-symbolic methods we refer the reader to (Zhang et al. 2020; Bianchi et al. 2020).

The capability of embeddings to model hierarchical data has been explored in (Patel et al. 2020; Idahl, Khosla, and Anand 2019; Gutiérrez-Basulto and Schockaert 2018). The work (Idahl, Khosla, and Anand 2019) aims at interpreting embeddings by finding concept spaces in node embeddings and linking them to a simple external type hierarchy. This is different from our method of injecting ontologies into embeddings and performing CQA over them. In (Gutiérrez-Basulto and Schockaert 2018) conceptual space representations of known concepts are learned by associating a Gaussian distribution with each concept over a learned vector space. While (Gutiérrez-Basulto and Schockaert 2018) is similar to our work, as its goal is to embed ontological axioms, the problem of CQA is not considered there.

Another relevant stream of research is on constructing models for  $\mathcal{EL}$  ontologies in the embedding space (Kulmanov et al. 2019), which does not study the CQA, however.

A vast amount of research has been done in the knowledge representation (KR) area on ontology-mediated CQA, where given an ontology expressed in a certain language and the query, the goal is to develop effective algorithms for an-

swering the target query, while accounting for ontological rules along with the data (see, e.g., (Schneider and Simkus 2020) for overview). While this line of work is clearly relevant for us, the available KR methods typically rely exclusively on the given data without aiming at simultaneously completing it using machine learning means like we do.

## 7 Conclusion

We have presented a method for ontology-mediated query answering that operates in the embedding space to enable simultaneous inductive and deductive reasoning over the incomplete data. Advancements of our method compared to the existing embedding-based proposals for CQA include the strategic training generation approach that exploits concepts of query generalization, as well as the novel loss function that aims at properly enforcing query containment in the embedding space. Conceptually, our method is flexible in terms of the description logic (DL) in which the ontology is described. The only restriction is existence of efficient query rewriting algorithms for the target DL language. As a proof of concept, in this work we have focused on DL-Lite<sub>R</sub>, since the majority of available ontologies fall into this DL.

Our experimental results have demonstrated that the novel training strategies and the extended loss function ensure that the trained embedding model is capable of mimicking the ontology-mediated QA not only over the original KG, but also over its embedding-based completion.

Note that although the current method is not restricted to the query shapes in Figure 4, it can only handle conjunctive queries of a specific structure (DAG with one answer variable and all anchor nodes must be entities). However, to the best of our knowledge, it is the current state-of-the-art and we believe that this work opens interesting perspectives for combining ontology-mediated query rewriting methods, with roots in knowledge representation, and KG embedding techniques from the machine learning area.

There are several exciting directions for future work. First, extending the approach to target more complex ontology languages and more general queries beyond those that are currently supported is an important topic. Second, since the ontology axioms could be both learned from data sources

and manually specified by domain experts, integrating their weighted (e.g., probabilistic) versions into embedding models is a relevant and interesting further research stream. Last but not least, investigating how other recent methods for query answering in the embedding space (e.g., (Arakelyan et al. 2020)) can be extended to support ontology-mediated QA could open promising research perspectives.

## References

- Abboud, R.; Ceylan, İ. İ.; Lukasiewicz, T.; and Salvatori, T. 2020. Boxe: A box embedding model for knowledge base completion. In *Neurips*.
- Arakelyan, E.; Daza, D.; Minervini, P.; and Cochez, M. 2020. Complex query answering with neural link predictors. *CoRR* abs/2011.03459.
- Artale, A.; Calvanese, D.; Kontchakov, R.; and Zakharyashev, M. 2014. The DL-Lite family and relations. *CoRR* abs/1401.3487.
- Baader, F.; Horrocks, I.; and Sattler, U. 2009. Description logics. In *Handbook on Ontologies*. 21–43.
- Bianchi, F.; Rossiello, G.; Costabello, L.; Palmonari, M.; and Minervini, P. 2020. Knowledge graph embeddings and explainable AI. In *Knowledge Graphs for eXplainable Artificial Intelligence: Foundations, Applications and Challenges*. 49–72.
- Bordes, A.; Usunier, N.; García-Durán, A.; Weston, J.; and Yakhnenko, O. 2013. Translating embeddings for modeling multi-relational data. In *Neurips*, 2787–2795.
- Borgwardt, S.; Ceylan, İ. İ.; and Lukasiewicz, T. 2019. Ontology-mediated query answering over log-linear probabilistic data. In *AAA*, 2711–2718. AAAI Press.
- Calvanese, D.; Giacomo, G. D.; Lembo, D.; Lenzerini, M.; and Rosati, R. 2007. Tractable reasoning and efficient query answering in description logics: The *DL-Lite* family. *J. Autom. Reason.* 39(3):385–429.
- Carlson, A.; Betteridge, J.; Kisiel, B.; Settles, B.; Jr., E. R. H.; and Mitchell, T. M. 2010. Toward an architecture for never-ending language learning. In *AAAI*.
- Demeester, T.; Rocktäschel, T.; and Riedel, S. 2016. Lifted rule injection for relation embeddings. In *EMNLP*, 1389–1399. The Association for Computational Linguistics.
- Erxleben, F.; Günther, M.; Krötzsch, M.; Mendez, J.; and Vrandečić, D. 2014. Introducing wikidata to the linked data web. In *The Semantic Web - ISWC 2014 - 13th International Semantic Web Conference, Riva del Garda, Italy, October 19-23, 2014. Proceedings, Part I*, 50–65.
- Fatemi, B.; Ravanbakhsh, S.; and Poole, D. 2019. Improved knowledge graph embedding using background taxonomic information. In *IAAI*, 3526–3533.
- Friedman, T., and den Broeck, G. V. 2020. Symbolic querying of vector spaces: Probabilistic databases meets relational embeddings. In Adams, R. P., and Gogate, V., eds., *UAI*, 1268–1277.
- Guo, S.; Wang, Q.; Wang, L.; Wang, B.; and Guo, L. 2016. Jointly embedding knowledge graphs and logical rules. In *Proceedings of the 2016 Conference on Empirical Methods in Natural Language Processing, EMNLP 2016, Austin, Texas, USA, November 1-4, 2016*, 192–202.
- Guo, Y.; Pan, Z.; and Heflin, J. 2005. LUBM: A benchmark for OWL knowledge base systems. *J. Web Semant.* 3(2-3):158–182.
- Gutiérrez-Basulto, V., and Schockaert, S. 2018. From knowledge graph embedding to ontology embedding? an analysis of the compatibility between vector space representations and rules. In *KR*, 379–388. AAAI Press.
- Hamilton, W. L.; Bajaj, P.; Zitnik, M.; Jurafsky, D.; and Leskovec, J. 2018. Embedding logical queries on knowledge graphs. In *NeurIPS*, 2030–2041.
- Hao, J.; Chen, M.; Yu, W.; Sun, Y.; and Wang, W. 2019. Universal representation learning of knowledge bases by jointly embedding instances and ontological concepts. In *SIGKDD*, 1709–1719.
- Idahl, M.; Khosla, M.; and Anand, A. 2019. Finding interpretable concept spaces in node embeddings using knowledge bases. *CoRR* abs/1910.05030.
- Kazemi, S. M., and Poole, D. 2018. Simple embedding for link prediction in knowledge graphs. In *Neurips*, 4289–4300.
- Krompaß, D.; Baier, S.; and Tresp, V. 2015. Type-constrained representation learning in knowledge graphs. In *The Semantic Web - ISWC 2015 - 14th International Semantic Web Conference, Bethlehem, PA, USA, October 11-15, 2015, Proceedings, Part I*, 640–655.
- Kulmanov, M.; Liu-Wei, W.; Yan, Y.; and Hoehndorf, R. 2019. EL embeddings: Geometric construction of models for the description logic EL++. *CoRR* abs/1902.10499.
- Mahdisoltani, F.; Biega, J.; and Suchanek, F. M. 2015. YAGO3: A knowledge base from multilingual wikipe-dias. In *CIDR*.
- Patel, D.; Dasgupta, S. S.; Boratko, M.; Li, X.; Vilnis, L.; and McCallum, A. 2020. Representing joint hierarchies with box embeddings. In *AKBC*.
- Ren, H., and Leskovec, J. 2020. Beta embeddings for multi-hop logical reasoning in knowledge graphs. In *Neurips*.
- Ren, H.; Hu, W.; and Leskovec, J. 2020. Query2box: Reasoning over knowledge graphs in vector space using box embeddings. In *ICLR*. OpenReview.net.
- Rocktäschel, T.; Singh, S.; and Riedel, S. 2015. Injecting logical background knowledge into embeddings for relation extraction. In *HLT-NAACL*, 1119–1129.
- Schneider, T., and Simkus, M. 2020. Ontologies and data management: A brief survey. *Künstliche Intell.* 34(3):329–353.
- Sun, H.; Arnold, A. O.; Bedrax-Weiss, T.; Pereira, F.; and Cohen, W. W. 2020. Faithful embeddings for knowledge base queries. In *Neurips*.
- Wang, Q.; Mao, Z.; Wang, B.; and Guo, L. 2017. Knowledge graph embedding: A survey of approaches and applications. *IEEE Trans. Knowl. Data Eng.* 29(12):2724–2743.

Zhang, J.; Chen, B.; Zhang, L.; Ke, X.; and Ding, H. 2020. Neural-symbolic reasoning on knowledge graphs. *CoRR* abs/2010.05446.

## A Tractability Proof for Rewriting-based Training Data Generation

For an arbitrary  $DL-Lite_{\mathcal{R}}$  ontology  $\mathcal{O}$  and an arbitrary CQ  $q$ , let  $Spe(q, \mathcal{O}) = \{q' \mid q \overset{s}{\rightsquigarrow}^* q'\}$  be the set of all specializations of  $q$  w.r.t.  $\mathcal{O}$ , modulo variable renamings, obtained by exhaustively applying  $\overset{s}{\rightsquigarrow}^*$  rules from Table 1. Similarly, let  $Gen(q, \mathcal{O}) = \{q' \mid q \overset{g}{\rightsquigarrow}^* q'\}$  be the set of all generalizations of  $q$  w.r.t.  $\mathcal{O}$ , modulo variable renamings, obtained by exhaustively applying  $\overset{g}{\rightsquigarrow}^*$  rules.

The following proposition, states that our training strategies based on query-rewriting are tractable.

**Proposition 1.** Let  $\mathcal{O}$  be an arbitrary  $DL-Lite_{\mathcal{R}}$  ontology and  $q$  a CQ. Then  $Spe(q, \mathcal{O})$  and  $Gen(q, \mathcal{O})$  are finite and can be computed in time that is polynomial to the size of  $\mathcal{O}$ .

*Proof (Sketch).* The rewriting rules we propose are simulating the standard rewriting for  $DL-Lite_{\mathcal{R}}$ . Thus, it follows from Lemma 34 in (Calvanese et al. 2007) that  $Spe(q, \mathcal{O})$  is finite. Moreover, based on Lemma 42 in (Calvanese et al. 2007) it follows that there exists a procedure to compute  $Spe(q, \mathcal{O})$  in time that is polynomial in the size of  $\mathcal{O}$ .

For the case of generalization, we consider the rule **R5** given that it is known for each axiom of the form  $A \sqsubseteq \exists p.B$  can be translated into equisatisfiable set of axioms of the form  $A \sqsubseteq \exists p_B, \exists p_B^- \sqsubseteq B, p_B \sqsubseteq p$ , where  $p_B$  is a fresh relation name. Thus, for the generalization case we can proceed similarly as before: the set  $Gen(q, \mathcal{O})$  is finite since each generalization does not have more atoms than the number of atoms in  $q$ . Thus, with each application of some generalization rule in Table 1 either a new query is obtained or a query that is the same module renaming variables as some query that has been already generated. Since there are finitely many axioms that can be applied, we obtain that  $Gen(q, \mathcal{O})$  is finite. Analogously as for the specialization case, the number of distinct CQs that can be obtained is polynomially bounded by  $\mathcal{O}$ .  $\square$

## B Extended Experimental Results

### B.1 In-depth comparison Q2B and O2B

We performed extended experiments by training the models in different settings for 450000 steps. The observations for the the results from Tables 3 and 4 remain similar for the extended results presented in Table 6.

In Table 5 we present the more detailed results, i.e. the average HITS@3 per query shape for  $Q2B$  and  $O2B$  for each training set: *Plain*, *Gen*, *Spec* and *Onto*. Our model  $O2B$  outperforms  $Q2B$  for the majority of the query shapes when predicting (hard) certain answers. In particular,  $O2B$  trained using the ontology-driven strategy ( $O2B_{onto}$ ) performs the best for all query shapes and in all test cases.

### B.2 Using Standard $DL-Lite_{\mathcal{R}}$ Rewriting and Q2B

A natural alternative procedure for answering ontology-mediated CQs is to rely on the classical query rewriting

methods (Calvanese et al. 2007) which allow us to transform the ontology-mediated CQ into a set of CQs which can then be evaluated over the KG alone. The union of all answers to each rewritten CQ in this case corresponds to the set of certain answers of the original OMCQ.

In our case, in order to rely on the off-the-shelf techniques for answering  $DL-Lite_{\mathcal{R}}$  OMCQs using embeddings, we can evaluate each produced rewriting using  $Q2B_{plain}$  and check if every hard answer is identified when answering some of rewritten queries. In order to assess the performance of such technique we proceed in the following manner: For each test query  $q$ , let  $rew(q, \mathcal{O})$  denote the set of all CQ rewritings of  $q$  w.r.t.  $\mathcal{O}$  (obtained by applying specialization rules in Table 1 (with the additional condition that disallows variables appearing in more than one atom to disappear in the rewriting). Moreover, we collect only the rewritings that comply with the query shapes in Figure 4 (since only those are supported by Q2B).

In order to evaluate the described procedure, for each hard answer  $a$  we take the best (i.e., minimum) ranking among all rankings generated by all queries in  $rew(q, \mathcal{O})$ . In other words, we take the minimal distance between the embedding of  $a$  and all rewritings of  $q$ . Based on this new distance function, we measure HITS@3 and MRR. Note that, for measuring the performance we re-use the pre-trained model  $Q2B_{plain}$  obtained after the completion of 450K training steps.

**Results interpretation** In Table 7 we present the results for test queries of shapes that have been explicitly used during training. We compare the results with the results we have obtained by using  $Q2B_{plain}$  for the same query shapes. An initial observation is that the described hybrid query evaluation baseline slightly improves over  $Q2B_{plain}$  without query rewriting for simple ontologies, but the improvement is insufficient when the ontology is more expressive (e.g., LUBM). However, compared to the best performing model  $O2B_{onto}$  it is clearly under-performing meaning that making the model aware of the ontology rules is crucial for the OMCQA task and the classical technique for answering  $DL-Lite_{\mathcal{R}}$  OMCQs does not bring satisfactory results when being applied over KGEs.

**Limitations of the approach.** There are several limitations when using standard query rewriting technique directly on top of  $Q2B_{plain}$ . First, we note that due to the query shapes required by Query2Box model, the rewriting is often not complete which could have some impact on the results. Second, in theory for each  $q' \in rew(q, \mathcal{O})$  we have that  $q'[\mathcal{G}, \mathcal{O}] \subseteq q[\mathcal{G}, \mathcal{O}]$  however this cannot be guaranteed when evaluating  $q'$  over the embedding model  $Q2B_{plain}$ . This could lead to unrealistic over-approximations of answers when performing the union over all rewritings, thus more involved techniques for aggregating the rankings produced by all rewritings is required. Last but not least, from our preliminary results it seems that such technique is not promising for expressive ontologies.

Model	Test case B								Test case C									
	1p	2p	3p	2i	3i	ip	pi	2u	up	1p	2p	3p	2i	3i	ip	pi	2u	up
<b>LUBM</b>																		
$Q2B_{plain}$	<b>0.318</b>	<b>0.12</b>	<b>0.103</b>	0.464	0.588	0.181	0.242	0.16	0.104	0.173	0.101	<b>0.107</b>	0.433	0.546	0.167	0.2	0.133	0.1
$O2B_{plain}$	0.317	0.113	0.094	<b>0.512</b>	<b>0.63</b>	<b>0.189</b>	<b>0.263</b>	<b>0.257</b>	<b>0.11</b>	<b>0.235</b>	<b>0.109</b>	0.095	<b>0.488</b>	<b>0.584</b>	<b>0.176</b>	<b>0.218</b>	<b>0.2</b>	<b>0.103</b>
$Q2B_{gen}$	0.619	<b>0.242</b>	<b>0.113</b>	<b>0.887</b>	<b>0.936</b>	<b>0.426</b>	<b>0.333</b>	<b>0.671</b>	<b>0.327</b>	<b>0.592</b>	<b>0.267</b>	<b>0.129</b>	<b>0.789</b>	<b>0.87</b>	<b>0.36</b>	<b>0.282</b>	<b>0.552</b>	<b>0.279</b>
$O2B_{gen}$	<b>0.641</b>	0.221	0.1	0.876	0.921	0.399	0.317	0.66	0.301	0.577	0.257	0.114	0.777	0.859	0.359	0.27	0.546	0.264
$Q2B_{spec}$	<b>0.677</b>	<b>0.229</b>	<b>0.107</b>	<b>0.893</b>	<b>0.936</b>	<b>0.408</b>	<b>0.327</b>	0.66	<b>0.313</b>	<b>0.59</b>	<b>0.263</b>	<b>0.122</b>	<b>0.791</b>	<b>0.872</b>	0.359	<b>0.286</b>	<b>0.548</b>	<b>0.275</b>
$O2B_{spec}$	0.646	0.228	0.104	0.873	0.919	0.407	0.317	<b>0.666</b>	0.31	0.576	0.258	0.113	0.776	0.857	<b>0.36</b>	0.27	0.544	0.265
$Q2B_{onto}$	0.929	0.76	0.482	0.988	0.994	0.877	0.646	0.932	0.751	0.762	0.617	0.447	0.868	0.915	0.693	0.555	0.732	0.6
$O2B_{onto}$	<b>0.960</b>	<b>0.771</b>	<b>0.514</b>	<b>0.991</b>	<b>0.996</b>	<b>0.879</b>	<b>0.697</b>	<b>0.963</b>	<b>0.768</b>	<b>0.771</b>	<b>0.629</b>	<b>0.476</b>	<b>0.878</b>	<b>0.927</b>	<b>0.694</b>	<b>0.619</b>	<b>0.752</b>	<b>0.618</b>
<b>NELL</b>																		
$Q2B_{plain}$	0.763	0.401	0.325	0.776	0.832	0.452	0.535	0.337	0.272	0.516	0.343	0.286	0.747	0.81	0.404	0.447	0.325	0.241
$O2B_{plain}$	<b>0.816</b>	<b>0.483</b>	<b>0.413</b>	<b>0.961</b>	<b>0.975</b>	<b>0.535</b>	<b>0.648</b>	<b>0.792</b>	<b>0.355</b>	<b>0.79</b>	<b>0.409</b>	<b>0.359</b>	<b>0.904</b>	<b>0.936</b>	<b>0.479</b>	<b>0.521</b>	<b>0.666</b>	<b>0.303</b>
$Q2B_{gen}$	<b>0.974</b>	0.559	0.466	<b>0.99</b>	<b>0.99</b>	0.622	0.685	0.94	0.377	0.858	0.485	0.397	<b>0.928</b>	0.95	0.538	0.539	0.768	0.312
$O2B_{gen}$	0.962	<b>0.572</b>	<b>0.492</b>	0.989	<b>0.99</b>	<b>0.639</b>	<b>0.712</b>	<b>0.944</b>	<b>0.396</b>	<b>0.859</b>	<b>0.494</b>	<b>0.42</b>	<b>0.928</b>	<b>0.953</b>	<b>0.552</b>	<b>0.559</b>	<b>0.77</b>	<b>0.329</b>
$Q2B_{spec}$	<b>0.974</b>	0.559	0.464	<b>0.99</b>	0.991	0.622	0.684	0.94	0.377	<b>0.859</b>	0.483	0.397	0.927	0.95	0.538	0.538	0.766	0.313
$O2B_{spec}$	0.967	<b>0.573</b>	<b>0.493</b>	0.988	<b>0.99</b>	<b>0.639</b>	<b>0.711</b>	<b>0.944</b>	<b>0.397</b>	<b>0.859</b>	<b>0.494</b>	<b>0.42</b>	<b>0.928</b>	<b>0.954</b>	<b>0.551</b>	<b>0.558</b>	<b>0.771</b>	<b>0.329</b>
$Q2B_{onto}$	<b>0.973</b>	0.567	0.466	0.985	0.986	0.606	0.654	0.909	0.384	0.858	0.472	0.398	0.927	0.948	0.529	0.524	0.747	0.317
$O2B_{onto}$	0.968	<b>0.598</b>	<b>0.496</b>	<b>0.989</b>	<b>0.988</b>	<b>0.646</b>	<b>0.697</b>	<b>0.941</b>	<b>0.412</b>	<b>0.862</b>	<b>0.498</b>	<b>0.423</b>	<b>0.933</b>	<b>0.953</b>	<b>0.557</b>	<b>0.555</b>	<b>0.773</b>	<b>0.34</b>

Table 5: HITS@3 metric per query shape for predicting certain (B) and hard certain answers (C)

Model	Test case A		Test case B		Test case C	
	LUBM	NELL	LUBM	NELL	LUBM	NELL
$Q2B_{plain}$	<b>0.6999</b>	<b>0.2665</b>	0.2537	0.5219	0.2182	0.458
$Q2B_{gen}$	0.6612	0.2207	0.5065	0.7341	0.4583	0.6421
$Q2B_{spec}$	0.6514	0.2203	0.5062	0.7340	0.4566	0.6416
$Q2B_{onto}$	0.5835	0.2208	0.8182	0.7259	0.6879	0.6360
$O2B_{plain}$	0.6686	0.2447	0.2765	0.6647	0.2458	0.5969
$O2B_{gen}$	0.6559	0.2282	0.4933	0.7445	0.4473	0.6521
$O2B_{spec}$	0.6532	0.2288	0.4971	0.7452	0.4470	0.6518
$O2B_{onto}$	0.5943	0.2263	<b>0.8382</b>	<b>0.7487</b>	<b>0.7075</b>	<b>0.6553</b>

Table 6: HITS@3 metric (the higher the better) of  $Q2B$  and  $O2B$  with different training strategies and testing settings for predicting plain (A), certain (B) and hard certain answers (C). The model in each setting was trained on 450000 steps.

Dataset	Rewriting+ $Q2B_{plain}$				$Q2B_{plain}$			
	Test case B		Test case C		Test case B		Test case C	
	HITS@3	MRR	HITS@3	MRR	HITS@3	MRR	HITS@3	MRR
LUBM	<b>0.2486</b>	<b>0.2406</b>	<b>0.2618</b>	<b>0.2538</b>	0.1896	0.1825	0.1932	0.1857
NELL	<b>0.6863</b>	<b>0.531</b>	<b>0.6387</b>	<b>0.5257</b>	0.6171	0.4545	0.5398	0.4198

Table 7: Results on answering queries of shapes 1p, 2p, 3p, 2i, 3i, using standard rewriting and pre-trained  $Q2B_{plain}$  versus  $Q2B_{plain}$  alone.