

Txt2Vid: Ultra-Low Bitrate Compression of Talking-Head Videos via Text

Pulkit Tandon, Shubham Chandak, Pat Pataranutaporn, Yimeng Liu, Anesu M. Mapuranga, Pattie Maes, Tsachy Weissman, and Misha Sra

Abstract—Video represents the majority of internet traffic today leading to a continuous technological arms race between generating higher quality content, transmitting larger file sizes and supporting network infrastructure. Adding to this is the recent COVID-19 pandemic fueled surge in the use of video conferencing tools. Since videos take up substantial bandwidth (~ 100 Kbps to few Mbps), improved video compression can have a substantial impact on network performance for live and pre-recorded content, providing broader access to multimedia content worldwide. In this work, we present a novel video compression pipeline, called Txt2Vid, which substantially reduces data transmission rates by compressing webcam videos (“talking-head videos”) to a text transcript. The text is transmitted and decoded into a realistic reconstruction of the original video using recent advances in deep learning based voice cloning and lip syncing models. Our generative pipeline achieves two to three orders of magnitude reduction in the bitrate as compared to the standard audio-video codecs (encoders-decoders), while maintaining equivalent Quality-of-Experience based on a subjective evaluation by users ($n = 242$) in an online study. The Txt2Vid framework opens up the potential for creating novel applications such as enabling audio-video communication during poor internet connectivity, or in remote terrains with limited bandwidth. The code for this work is available at <https://github.com/tpulkit/txt2vid.git>.

Index Terms—Video Compression, Perceptual Compression, Talking-head Videos, Generative Models, Voice Cloning.

I. INTRODUCTION

Video streaming represents the majority share of internet traffic today, with estimates as high as 80% [1]. With the COVID-19 outbreak, internet services have seen a surge in usage (~ 50 -100%), with video conferencing tools such as Zoom seeing ten times increase in usage [2]. A typical video conferencing call can consume anywhere from ~ 100 Kbps to a few Mbps. Unfortunately, a vast majority of the world’s population does not have access to high bandwidth network connections [3] or faces intermittent connectivity issues. The ability to conduct an audio-video (AV) call at extremely low bitrates (~ 100 -1000 bps) could provide broader access to billions of people in developing countries or other locations with limited or unreliable broadband connectivity. Even with major improvements in bandwidth, advances in compression of data generated from video conferencing tools can provide

broader access of this technology worldwide. Moreover, a reduction in required bandwidth can have a significant impact on global network performance by decreasing the network load [4], [5]. Thus, efficient compression of data generated using video conferencing tools is an important problem.

In this work, we propose and demonstrate a pipeline which can compress videos to text and reconstruct the videos from text using state-of-the-art deep learning based decoders. The focus of our work is on audio-video (AV) content transmitted from webcams during video conferencing or webinars. Current compression codecs (such as H.264 [6] or AV1 [7] for videos and AAC [8] for audio) lossily compress the input AV content by discarding details that have the least impact on user experience. However, the distortion measures targeted by these codecs are often low-level and attempt to penalize deviation from the original pixel values, or audio samples. But in reality, what matters most is the final quality-of-experience (QoE) when this media stream is shown to a human end-consumer [9]. Thus, in our proposed pipeline, instead of working with pixel-wise fidelity metrics we directly approximate the original content such that the QoE is maintained. Figure 1 contrasts the conventional approaches with Txt2Vid approach. While conventional approaches typically require ~ 10 -100 Kbps of bandwidth, TxtVid has the potential to achieve ultra-low bitrates of ~ 100 Kbps by compressing videos to text. This can lead to multiple orders of magnitude compression advantage if we can achieve similar QoE as the conventional approaches in low-bitrate regime.

Recently there has been interest in the generative modeling community in reconstructing videos from lower bitrate alternatives such as text or low dimensional latent spaces [10], [11], [12]. While there has been significant progress on using generative machine learning to model natural images from text [13], [14], [15], these approaches are currently unable to produce high-quality videos. To recreate webcam video data, 2D [16], [17], [18], [19], [20] or 3D graphics based methods [21], [22], [23] have been used successfully to generate realistic talking-head videos. Their success implies that machine learning methods have the potential to be used as decoders, that can reconstruct a webcam video with high QoE while requiring lesser data to be transmitted compared to standard codecs. Another recent line of work on achieving lower bitrates for talking-head videos has focused on using a source image to encode facial data and a driving video consisting of facial keypoints to encode the dynamic components of the video [24], [25]. In this work, we take this approach one-step further by asking the question:

P. Tandon, S. Chandak, A.M. Mapuranga and T. Weissman are with the Department of Electrical Engineering, Stanford University, Stanford, CA, 94305 USA.

P. Pataranutaporn and P. Maes are with the MIT Media Lab, MIT, Cambridge, MA, 02139 USA.

Y. Liu and M. Sra are with the Department of Computer Science, UC Santa Barbara, Santa Barbara, CA, 93107 USA

Corresponding Author e-mail: tpulkit@stanford.edu

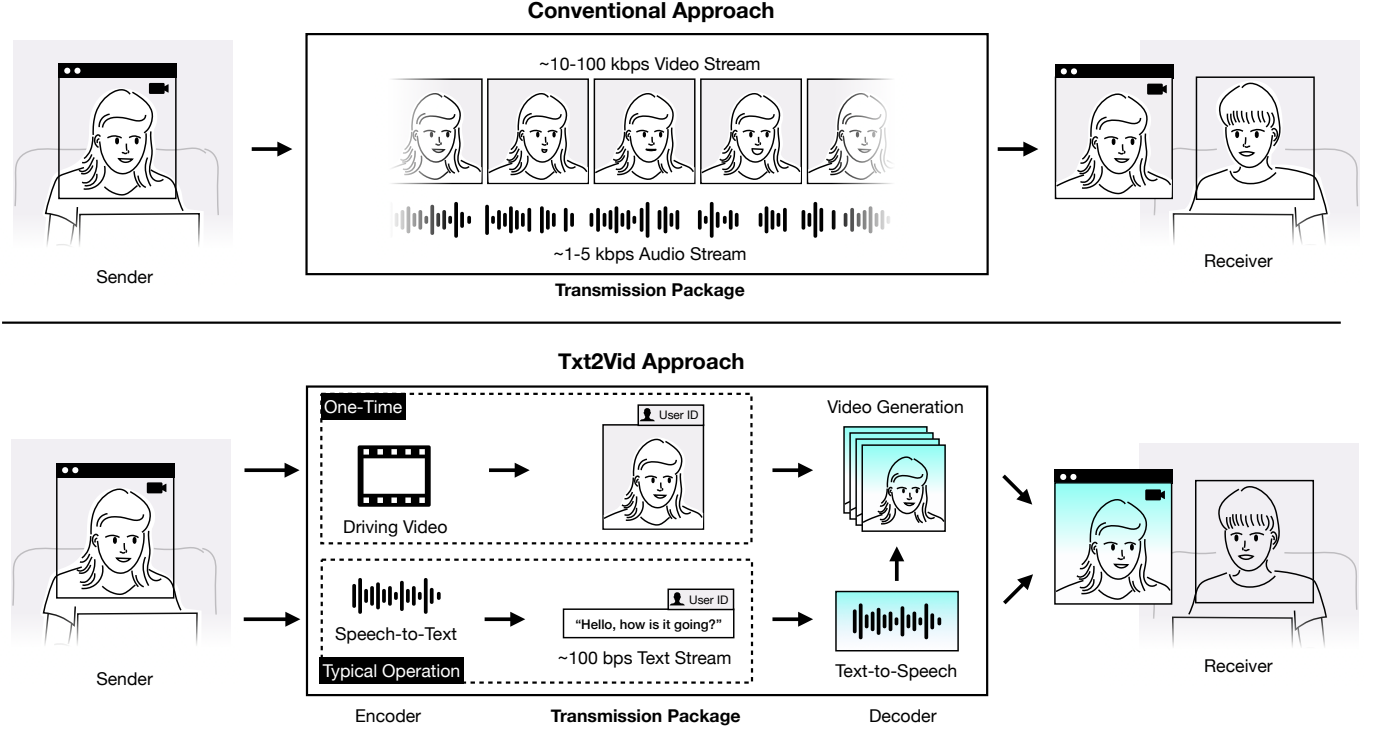


Fig. 1. Motivation. In traditional video codecs (encoders-decoders) an audio-video stream of the sender is transmitted to the receiver which requires a bandwidth of $\sim 10\text{-}100$ Kbps. On the other hand, in Txt2Vid, videos are compressed to text which can be transmitted at a bitrate of only ~ 100 bps and recovered at the decoder using state-of-the-art deep learning based models.

“Can we compress AV content generated via webcams to just text and recover videos with similar QoE compared to standard codecs in a low bitrate regime?”

Using recent advances in deep learning generative models we answer the above question in the affirmative. By compressing the AV content to text, we propose a novel compression pipeline. At similar QoE in low bitrate regimes, the pipeline exhibits up to $100 - 1000\times$ compression advantage over standard audio-video codecs as shown in Section III-C. We also get up to two orders magnitude improvement in compression compared to results reported in Ref. [24]. The pipeline uses a state-of-the-art voice cloning model [26] to convert text-to-speech (TTS), and a lip-syncing model [19] to convert audio to reconstructed video using a driving video at the decoder (Figure 2). Our pipeline can be used for storing the webcam AV content as a text file or for streaming this content on the fly. We envision the Txt2Vid framework can open up many novel application possibilities such as enabling audio-video communication during poor internet connectivity, or in remote terrains with limited bandwidth, including lunar or Martian space stations. It can be used for storing pedagogical content as text, and using the proposed decoder to learn from your favorite instructor or disseminating information in multiple languages through text translation without the need to re-record video content. The code for our pipeline along with some examples and demonstrations is available on GitHub¹.

II. METHODS

This section first describes our envisioned compression pipeline, followed by details on the tools used and modifications applied for building a proof-of-concept implementation. We also provide details about a streaming prototype built using the pipeline.

A. Compression Pipeline

Figure 2 shows a block diagram describing the proposed pipeline. In this work we focus specifically on video content involving a single person speaking in front of their camera as described in Section I. The decoder takes the text transcript of such a video as input and outputs a reconstructed video with audio. This is done by first converting the text component to audio using TTS synthesis resulting in reconstructed audio, followed by speech-to-video (STV) synthesis. STV is done by lip-syncing the generated audio with a driving video (of the specific person in the original video content) available at the decoder. The driving video needs to be transmitted only once during the lifetime of communication between a particular sender and receiver pair. It is agnostic to the content of the current transmission, and can be extremely short (~ 30 s) since playback can be looped. Thus, at the receiver, the driving video can be obtained prior to decoding the text message from a particular sender. Note that there can be multiple driving videos available at the decoder corresponding to different senders. Therefore during typical operation, a “User ID” to identify the appropriate driving video (as well as voice profile for reconstructed audio) needs to be transmitted. The driving video

¹<https://github.com/tpulkit/txt2vid.git>

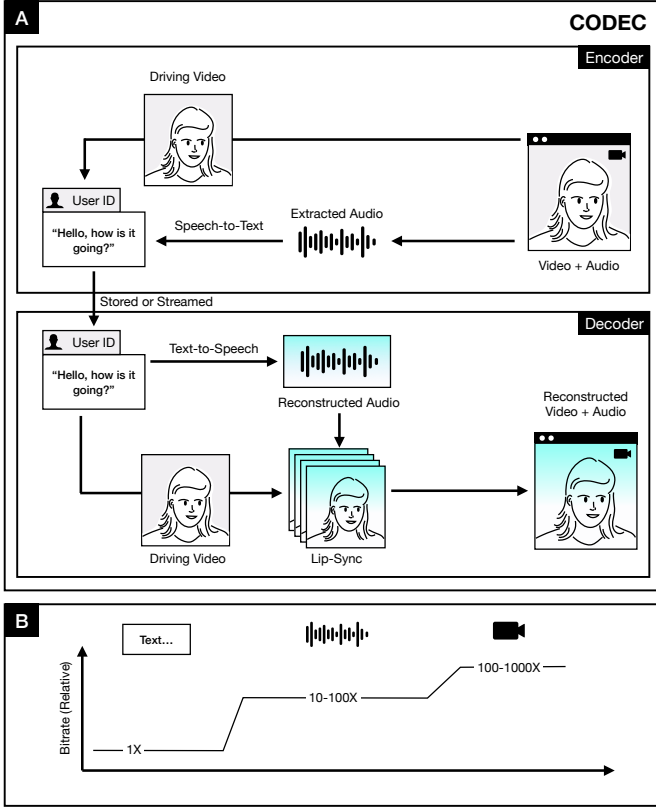


Fig. 2. Compression pipeline. (A) Block diagram of our codec. Text (or audio) is extracted from the original webcam video and transmitted. An additional driving video of the sender is transmitted once during the lifetime of communication between a sender and receiver pair, along with a "User ID". A generative text-to-speech model is used to recover audio from the text, followed by lip-syncing with the driving video to generate the final reconstructed video with audio output. (B) Expected compression advantage of transmitting text (or audio) over videos compressed using traditional methods.

can be ignored when calculating transmission rate because it needs to be transmitted only once for a particular sender-receiver pair.

The encoder takes as input the recorded webcam video and outputs the text transcript. Text can be extracted from the webcam video by using either automatic speech recognition (ASR)/speech-to-text (STT) tools or by manually transcribing the spoken content into a text file. This text can be further compressed using a standard compressor such as gzip [27] or bzip2 [28]. The pipeline also allows audio to be transmitted, instead of text, which can help get better reconstruction fidelity though at the cost of higher bandwidth usage. The pipeline covers the following modes of operation with increasing complexity:

- 1) Encoded text file is generated offline and the decoder acts as a video player. This enables storage of the content.
- 2) Encoded text file is streamed, requiring real-time encoding and decoding but with some latency allowed. This enables applications like web-streaming where latency of the order of $\sim 5s$ is acceptable [29].
- 3) Encoded text file is live-streamed. This requires a tight bound on latency along with real-time encoding and

decoding. This mode allows interactive real-time communication such as video calls between participants.

As shown in Figure 2B, the pipeline has the potential to achieve extremely low bitrates, up to $100\text{-}1000\times$ smaller than videos compressed using standard codecs. In fact, text can be communicated at $\sim 100\text{bps}$, whereas current codecs cannot achieve such high compression even at extreme settings. The current implementation can lead to loss or alteration of details like facial expressions, tone of voice, and prosody of speech. The QoE can be improved substantially in future versions by incorporating models which also account for these factors, at a cost of relatively small bandwidth increment required for transmitting the additional metadata.

B. Software Tools

1) *Lip-syncing Model*: For STV synthesis, we focus on models for generating realistic talking-head videos from audio. These models are built on the observation that realistic talking-heads can be generated from audio by mostly capturing the mouth movement in the video. These models can be categorized into, (a) audio-driven 3D facial animation [30], [31], [32], [33], [34], or (b) lip-synced talking-head videos [19], [35], [22], [36], [37], [38], [20]. 3D models generate the whole frame by first generating an audio-driven 3D model of an individual followed by a 2D projection into a frame. Lip-syncing talking-head videos simplify the problem further by not generating the whole frame from just the audio. They utilize supplementary information from a driving frame or video. This driving frame (or video) is used as a prior for the model generating the synced lip-movements with the audio. This generation method reduces the computational complexity by only generating the region around the lip, and provides the best output quality as a lot of visual information is already contained in the driving frame (or video). We work with a pre-trained lip-syncing model – Wav2Lip [19].

Wav2Lip takes as input the driving video (or frame) and an audio clip, and outputs a lip-synced video or frame with the audio. In our case, the driving video is a short silent clip ($\sim 30s$) of the person facing the webcam with natural head/eye movements. Wav2Lip relies on a generative adversarial network (GAN) trained with the help of a pre-trained discriminator that can detect lip-syncing errors. During inference, Wav2Lip first identifies the face and lip region in the driving video frames, and then uses the trained generator model to reconstruct this region. It has been shown to work well with dynamic and unconstrained talking-head videos. However the existing implementation requires the complete audio for generating a lip-synced video which does not work for our pipeline as the decompressor needs to decode the stored or streamed text files on the fly. We modified the code from Wav2Lip GitHub repository² to enable the generation of lip-synced videos in a streaming manner. This was done by chunking the audio stream used to generate videos and ensuring a batch size of one frame during inference for frame-by-frame generation. Some caveats of using the existing Wav2Lip pre-trained model

²<https://github.com/Rudrabha/Wav2Lip>

include, (a) the audio chunk size has to be greater than 200 ms because of model architecture leading to a fixed minimum latency, and (b) the model works well only with single person driving videos with frame resolution of 720p and the person directly facing the camera. These drawbacks are a consequence of using the Wav2Lip model which is trained on a specific dataset. They can be overcome by training a new lip-sync model from scratch on different datasets depending on the application use cases.

2) *Text-to-Speech*: As compared to STV, TTS is a relatively mature technology with many commercial vendors providing an API such as Google [39], Microsoft [40], Resemble [26], and Descript [41]. TTS technologies use machine learning based generative modeling to create realistic audio samples from text. They allow for the generation of voice samples in an individual's voice (voice cloning) to more closely represent the original person. Thus, using currently available TTS technology provides a timely and unique opportunity for the proposed compression pipeline. In this work, we use Resemble API [26] to generate natural voice clones of individuals and use them during inference for decoding. Training a voice clone on Resemble is fast and easy. It requires recording a minimum of 50 predefined voice samples on their website. Our current prototype relies on a web-based API for TTS leading to additional communication overhead for sending and receiving the text script and the generated audio, respectively. But this is a constraint due to the presently available TTS systems, and we do not include this as part of the transmission rate since an actual production-level system could perform TTS locally [42].

C. Streaming Prototype

Our main focus in this work was to demonstrate the capability of the proposed pipeline to drastically reduce the transmission rate while maintaining good QoE. Therefore, for performance evaluation (Section III) we limited ourselves to the decoding pipeline which generates a video file from a text transcript. However, in practical systems, we may also be interested in streaming applications. These applications typically have a range of latency requirements depending on whether real-time interaction is desired. In addition, real-time video playback requires real-time decoding to prevent degrading the user's experience. Therefore, we built an additional prototype to demonstrate how our approach can be used as part of a streaming pipeline.

At the encoder, we used Google STT streaming API [43] to convert the speech audio to text in real-time. The API returns finalized text for the preceding speech segment after it detects a pause in spoken content. This text is then transmitted to the receiver using websockets. One limitation of the current implementation is that the latency varies depending on the length of the sentence (~ 1 -10s), which can sometimes lead to unexpected silence on the receiver's end. The variability in latency can be managed with a buffer on the receiver though at the cost of increased latency.

At the decoder end, we receive text from the websocket or read it from a file, and send it to Resemble using their API (one

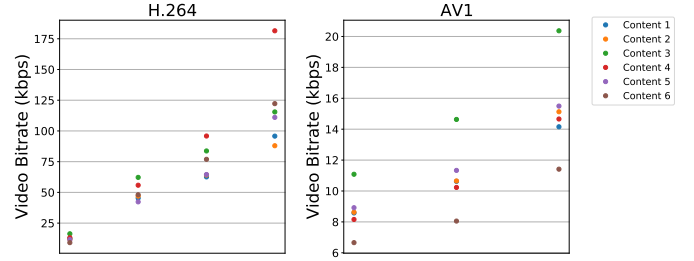


Fig. 3. Benchmark Dataset Video Bitrates. Left and right panels shows video bitrates for the six contents encoded using H.264 and AV1 as video codec. Audio for each video was encoded at 5kbps and 10kbps audio bitrate using AAC.

paragraph at a time). A separate callback server receives the generated audio and sends it to the processing script through a pipe. The voice cloned audio is split into 200ms chunks (see Section II-B1) and passed to the Wav2Lip generator. Finally, the generated frames and the audio are combined using ffmpeg and sent to an HTTP port for video playback using ffmpeg or VLC. The receiver can also accept audio directly from the websocket or from an audio file, in which case the TTS part is no longer needed and is skipped. We used multithreading and pipes/queues in Python to build this system³.

III. PERFORMANCE EVALUATION

In this section, we evaluate the compression gains and reconstruction quality achieved by the proposed pipeline. The evaluation was performed through a subjective study with 242 participants. The study involved comparing videos reconstructed from a text transcript against the original videos encoded using different standard codec parameters. The evaluation focused on understanding the bitrate and QoE achievable by the pipeline, and hence it did not include the streaming mode or the STT-based encoder. We first discuss the dataset used for evaluation and present details on the subjective study for comparing standard codecs against the proposed approach, followed by the results.

A. Dataset

A dataset was created for the study by recording webcam talking-head videos. Six ~ 30 s videos were recorded by six different people (different ethnicities; four male, two female) under natural indoor ambient lighting and speaking conditions to serve as the original AV content. Each video consisted of the speaker talking about a different technical topic. These videos were used to create several AVs using standard codecs (benchmark set) and our approach (Txt2Vid set). The generated dataset is available on Google Drive⁴.

The benchmark set was generated through ffmpeg using the following steps: 1) convert original video to 720p resolution, 25 fps and yuv420p, 2) encode the video using H.264 or AV1 codec, at a particular encoding parameter, viz. CRF (constant rate factor) and downsampling ratio, 3) convert original audio

³Demonstration videos along with detailed instructions are available on GitHub.

⁴<https://tinyurl.com/33aadk6c>

to sampling rate of 16kHz, 4) encode audio at a constrained bitrate (BR) using AAC codec, 5) merge encoded audio and video. We observed that since we are working with extremely low bitrates, a better quality at similar bitrates is achievable by first downsampling the video (audio), followed by using a better quality parameter for compressing. This compressed and downsampled video (audio) can then be transmitted and recovered at desired parameters by upsampling at the decoder. Therefore, for each reported bitrate in the dataset, we tried achieving similar bitrate by varying CRF (BR) along with downsampling by $1\times$, $2\times$ and $4\times$ ($1\times$, $2\times$) for video (audio). We chose the downsampling setting which provided the best quality for the subjective study. We chose 4 different encoding properties for H.264 and 3 different ones for AV1. Two different encoding properties of AAC resulted in a total of 14 different encodings per video content, and a total of 84 benchmark videos. Obtained audio-video bitrates are shown in Figure 3 and details of the codec parameters used are given in Appendix B. The choice of the encoding parameters was also informed by a small pilot study we conducted before the main study to gauge the appropriate range of bitrates to work with. Diversity in video bitrates at similar CRF across contents as seen in Figure 3 highlights the diversity present in the dataset.

The Txt2Vid set was generated by utilizing a bzip2 compressed text transcript file from the original content [28]. This text transcript was first converted to audio using the voice clone from the Resemble API for each individual in the dataset, followed by using Wav2Lip for lip-syncing with an independent driving video as described in Section II. The driving video was speaker specific but agnostic to the spoken content. The driving video was encoded using H.264 at CRF of 20, 720p resolution, 25 fps and yuv420p. The Txt2Vid set also contained videos generated using Wav2Lip by directly passing audio through the pipeline instead of the reconstructed audio from Resemble. The audio used was encoded using AAC at ~ 10 kbps and at a sampling rate of 16kHz. Overall, the Txt2Vid set contains 2 videos per video content resulting in total of 12 Txt2Vid videos.

B. Subjective Study

The subjective study⁵ was generated using Qualtrics Platform and conducted using Amazon MTurk. MTurk workers were required to have “masters” qualification and lifetime approval rate greater than 98% to be qualified for our study. For each video content (six recordings in our dataset), we did a pairwise comparison test of all videos in the benchmark set with each video in the Txt2Vid set resulting in $14 \times 2 = 28$ comparisons per content. Thus, a total of $28 \times 6 = 168$ pairwise video comparisons were subjectively studied. Since watching many video pairs of 30s each can be time consuming and tiring for a study participant, we decided to show only 28 comparisons to each viewer belonging to one video content (and three additional comparisons for sanity check). Each pair was compared by ~ 40 viewers leading to a total of 242 participants. Each video in the pair was shown at a resolution of 480p, and the viewers were asked to choose which video

in each pair they preferred. We asked a general preference question instead of a specific quality question such as “which video has a higher quality” to account for varying personal preferences amongst viewers across video and audio qualities. Screenshots from the subjective study test are also available on the Google Drive link provided above.

C. Results and Analysis

In comparison to the benchmark dataset with bitrates ranging from ~ 10 -100 kbps, the proposed Txt2Vid method requires only ~ 85 bps on average across all contents in the study. This is close to the ~ 39 bps information rate of many spoken languages [44]. The small difference between Txt2Vid and spoken language encoding rates can be partly explained by short text segments in the study which are harder to compress using bzip2. Figure 4 shows the results for the subjective study comparing the Txt2Vid generated reconstructions with the standard codecs (AVC and AV1 video codecs shown separately) for all six contents. Recall that we used two audio bitrates (AAC codec) for each video codec setting, both of which are shown in the plots. Note that only the set of videos generated from text using Resemble API are shown here, while the results for the set of videos generated by directly using the original audio are provided in Appendix A. The plots show the percentage of users preferring the Txt2Vid method over a given standard codec setting against the ratio of bitrates for the standard codec and Txt2Vid. As this ratio increases, the reconstruction quality for the standard codec improves and we expect fewer people to prefer Txt2Vid. We observe this monotonicity in the plots, along with some outliers to the trend. These outliers can be explained by statistical noise and the fact that we can get different overall qualities at the same bitrate depending on how the total bitrate is allocated to video and audio.

Focusing on the 50% preference level (dashed line in plot), we observe that for most contents Txt2Vid achieves similar QoE with $\sim 1000\times$ smaller bitrates than the widely used H.264+AAC codec. Even when using the state-of-the-art AV1 video codec, we still see close to $200\times$ smaller bitrates using Txt2Vid at similar preference. These results illustrate the promise of our pipeline that reduces videos to a minimal text-based representation followed by generative reconstruction. For the Txt2Vid videos generated from the original audio, the overall trend remains the same but the reduction in bitrate for Txt2Vid over standard codecs at the 50% preference level is much smaller as shown in Figure 7. We achieve $\sim 5\times$ reduction over AVC and $< 2\times$ reduction over AV1. The audio bitrates are comparable to video bitrates in the low bitrate regime, and hence we do not save as much by just transmitting the audio. Figure 5 shows frames belonging to few exemplary encodes for different contents in the dataset obtained at similar-QoE.

We note that there is some variation between the results for the different contents which is expected due to the diversity in the background and lighting conditions, e.g., for some contents we observed that the lip synced region was visible as a rectangular artifact making the video appear unnatural. In particular, the preference for Txt2Vid is lower for content

⁵IRB Number: E-3152

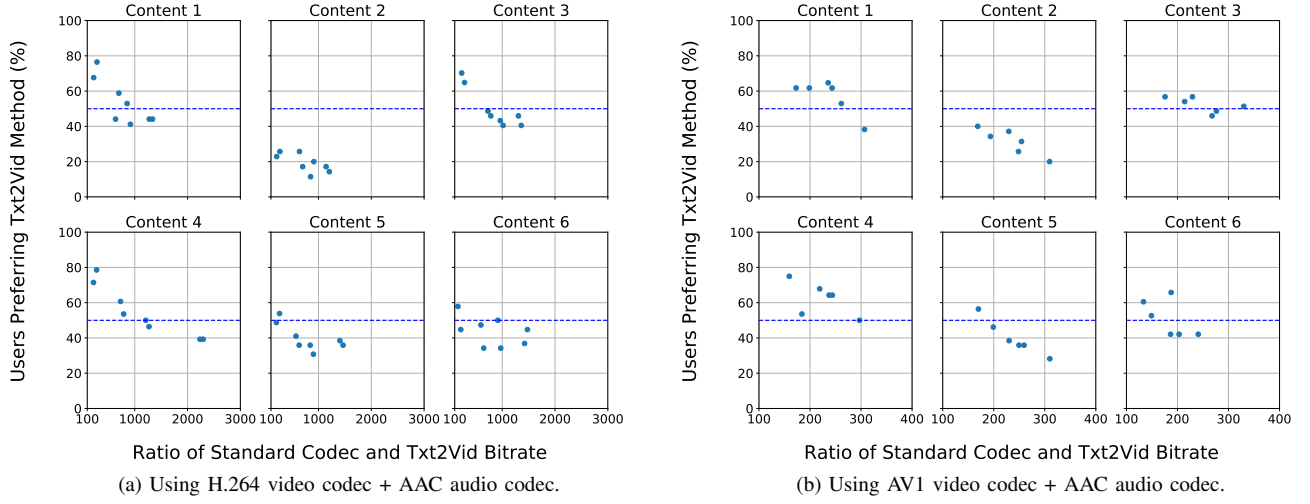


Fig. 4. Subjective Study Results. Each plot shows the percentage of users who prefer the Ttxt2Vid video over the standard codec vs. the ratio of the bitrate between the standard codec and Ttxt2Vid. We compare Ttxt2Vid against both (a) the widely used H.264 video codec, and (b) state-of-the-art AV1 video codec. Both (a) and (b) use AAC as the audio codec as it is most widely used and considered state-of-the-art. The dashed horizontal line represents the 50% preference level where the two methods are equally preferred by the study participants.



Fig. 5. Exemplary Encodes. Multiple frames belonging to similar quality-of-experience (QoE) encoded videos generated using traditional audio-video codecs (H.264 + AAC), and Ttxt2Vid for three different contents are shown in the top and bottom rows respectively (A: Content 4, B: Content 3, C: Content 6). The videos corresponding to these contents can be viewed at this URL: <https://tinyurl.com/zpb5che2>.

2 and content 5. Note that a non-negligible fraction of participants still prefer Txt2Vid over the standard codecs which require orders of magnitude higher bitrate. To better understand the performance variation, we analyzed the comments from participants, and found that some of them listed audio quality as the primary determinant for their preferences. For most contents, the audio produced by Resemble has much better quality as compared to the benchmark set (which had audio with relatively low bitrates). However, in certain cases, the Resemble audio sounded unrealistic, robotic and/or lacked clarity. This was also observed in a comparison between Txt2Vid with Resemble audio and Txt2Vid with original audio (at 10 kbps bitrate), where only 30% participants preferred the Resemble audio for content 2 (in contrast to more than 50% preference for most other contents). We believe that this is an artifact of the quality of training data and the Resemble training process, and we expect things to improve as voice cloning technology progresses. For the other contents, this highlights a major advantage of the proposed pipeline - the ability to obtain high quality audio at extremely low bitrates using voice cloning and TTS.

IV. DISCUSSION

A. Applications

We believe that our setup can enable several applications with positive societal impact as shown in Figure 6. Due to the extremely low bandwidth requirements, this can allow people in areas with poor internet availability, high costs and limited access, including those living in remote areas and in the developing world, to be better connected and get a good audio-video experience. This pipeline is particularly suited for transmission of pedagogical content, which is topical given the growth in remote learning and online instructional videos. Since the pipeline only transmits a text transcript, it also opens up the possibility of using different voices and faces to help students feel more engaged with the content. One can imagine Albert Einstein teaching relativity or a child’s favorite movie character teaching them math. Given advances in machine translation, this system can be easily modified to display videos in multiple languages without the need to create and store multiple original versions.

Even for a normal video calling application, this work opens up many possibilities. A user can speak as usual and the communication can occur via the transcribed text or the original audio. The reconstructed video seen by the other users can potentially use any face or voice, no longer subject to the various implicit biases. A user caught up in some other task can simply type in what they wish to say, without affecting the audio-video experience for the other users. We plan to further investigate these applications.

B. Limitations and Future Work

1) *Computational Complexity*: The proposed pipeline is currently a prototype to demonstrate the advantages of a generative approach. More work is needed to enable widespread use in daily life especially in the context of streaming. The high computational complexity of lip syncing and the requirement

for GPUs is a bottleneck for using this system on low-end devices which are more likely to be found in regions with poor connectivity. In addition, the current reliance on cloud-based APIs for TTS and STT is not well-aligned with the broader aim of reducing bandwidth usage. But, with existing high investment in hardware to accelerate deep learning models, reduction in GPU costs, significant research in edge-computing, and more efficient open-source models, we envision that these limitations will be considerably alleviated in near future. As part of future work, we hope to build a standalone application on desktop and mobile devices to make this system widely accessible.

2) *Latency*: The latency of the streaming pipeline needs to be reduced to enable real-time interactive applications such as video calling. As described in Section II-C, the streaming system currently is a proof-of-concept rather than a production-level system. The current end-to-end latency is close to 4 seconds, largely due to the buffering at ffmpeg. We believe that this can be reduced by using a real-time protocol, and we plan to explore this in future.

3) *Quality-of-Experience*: In addition to the above technical limitations, there is scope for improvement in the encoding and reconstruction quality. We found that the STT occasionally incorrectly transcribes certain words, especially technical words, and requires manual proofreading. Furthermore, the system by design is restricted to communicating the transcript, and thus can alter verbal content (e.g., tone of voice, prosody of speech) or miss non-verbal cues (e.g., head nods, eyebrow raises), non-speech sounds (e.g., laughter), and facial expressions. We note that this is not a fundamental limitation and one can envision a system that transmits additional metadata along with the transcript to capture these aspects, coupled with a decoder capable of incorporating them into the reconstruction. This would involve training newer models that integrate these non-verbal communication features and is left as future work.

4) *Ethical and Privacy Considerations*: Finally, we note that a pipeline like ours raises some privacy concerns and has a potential for misuse typically associated with Deepfakes [45]. For example, transmitting video as text allows for any face or voice to be used at the decoder potentially allowing misportrayal of an individual’s identity. A mechanism to limit the usage of generative models to the duration of the call could potentially help reduce the misuse. One way to do that would be to integrate a security mechanism (such as an encrypted key) at the receiver which only allows generating content using the sender’s identity when explicitly allowed by the sender, or limited to the duration of the call. New ways to distinguish actual audio/video from the generated audio/video, both at a human and computational level are required so that users at all times are aware they are interacting with generated video. In summary, widespread usage of this technology requires cooperation between governments, industry and academia to develop safeguarding mechanisms and address these challenges at legal, technical, and societal levels [46].

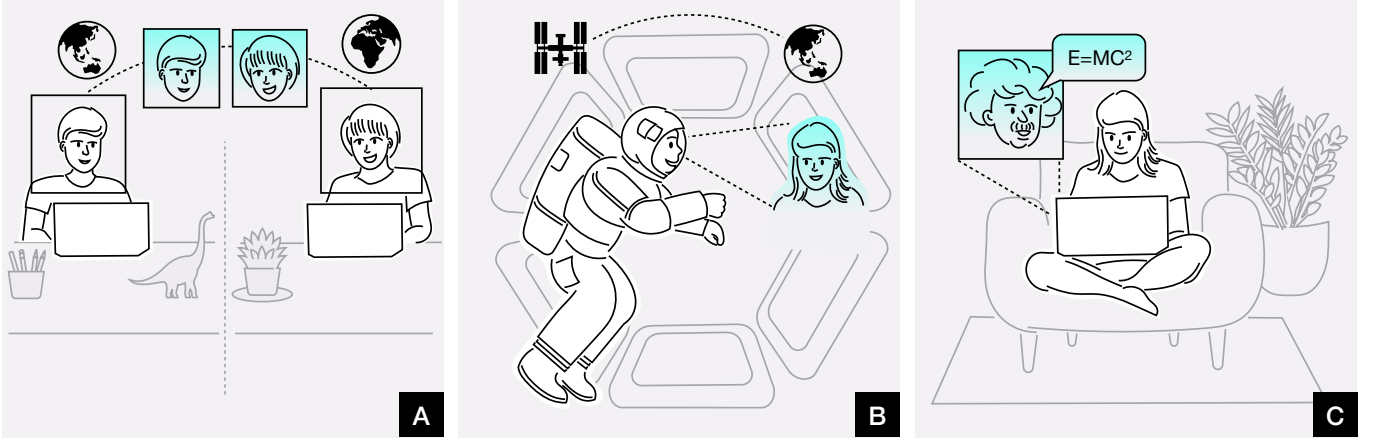


Fig. 6. Applications. Txt2Vid framework opens up many novel applications such as : (A) enabling audio-video communication during poor internet connectivity, (B) enabling communication in remote terrains with limited bandwidth, or (C) storing pedagogical content as text and using it to learn from your favorite instructor.

V. CONCLUSION

In this work, we presented a novel video compression pipeline Txt2Vid, for extreme compression of talking-head videos as seen in video conferencing and webinars. Txt2Vid minimizes the data transmission rate by reducing the video to a text transcript, followed by a realistic reconstruction of the video using recent advances in deep learning based voice cloning and lip syncing models. We implemented a prototype using Resemble voice cloning and Wav2Lip lip-syncing frameworks. We also demonstrated a proof-of-concept streaming pipeline that can potentially enable real-time applications in the future. We evaluated our pipeline using a subjective study on Amazon Mturk to compare user preferences between Txt2Vid generated videos and videos compressed with standard codecs at varying levels of compression. In the study performed on multiple video contents, our proposed pipeline achieved up to two to three orders of magnitude lower bitrates than state-of-the-art audio-video codecs at comparable Quality-of-Experience. We believe the proposed framework has the potential to change the landscape of video storage and streaming. It can enable several applications with great potential for social good, expanding the reach of video communication technology. While we used specific tools in our pipeline to demonstrate its capabilities, we envision significant progress in the components used over the coming years. We call upon the community to improve and build upon this framework and adapt it for different applications.

APPENDIX A ADDITIONAL RESULTS.

Figure 7 shows the additional results comparing the Txt2Vid videos generated from original audio (at 10kbps) against the standard codecs: a) H.264+AAC and b) AV1+AAC.

APPENDIX B DATASET GENERATION.

Table I enlists all the parameters used for the generation of 14 different encodes, referred to as benchmark set in Section

TABLE I
CODEC PARAMETERS

Codec-V	CRF	DS-V	Codec-A	BR	DS-A	Avg. Bitrate (kbps)
H.264 (libx264)	32	4	AAC (libfdk_aac)	5	1	17.5
				10	1	22.5
	30	2		5	1	55.1
				10	1	60.1
	28	2		5	1	79.8
				10	1	84.8
	26	2		5	1	124.1
				10	1	129.1
AV1 (libaom-av1)	63	2	5	1	13.8	
			10	1	18.8	
	63	1	5	1	16.0	
			10	1	21.0	
	60	2	5	1	20.3	
			10	1	25.3	

III-A. Same parameters were used for all video contents. Codec-V (Codec-A), CRF, DS-V (DS-A), BR and Avg. Bitrate refer to the video (audio) codec, Constrained Rate Factor for video encoding, video (audio) downsampling, constrained bitrate for audio encoding, and average combined audio and video bitrate across all contents respectively. A higher CRF and higher video downsampling implies a lower video quality at lower bitrate. A lower BR and higher audio downsampling implies a lower audio quality at lower bitrate. The choice of parameters was driven by an attempt to get the best subjective quality at a given total bitrate.

ACKNOWLEDGMENT

The authors would like to thank all the participants of our subjective user study. The Stanford authors have been partially supported by Facebook.

REFERENCES

- [1] Cisco, "Cisco visual networking index: global mobile data traffic forecast update, 2017–2022.", accessed 2021. [Online]. Available: <https://s3.amazonaws.com/media.mediapost.com/uploads/CiscoForecast.pdf>

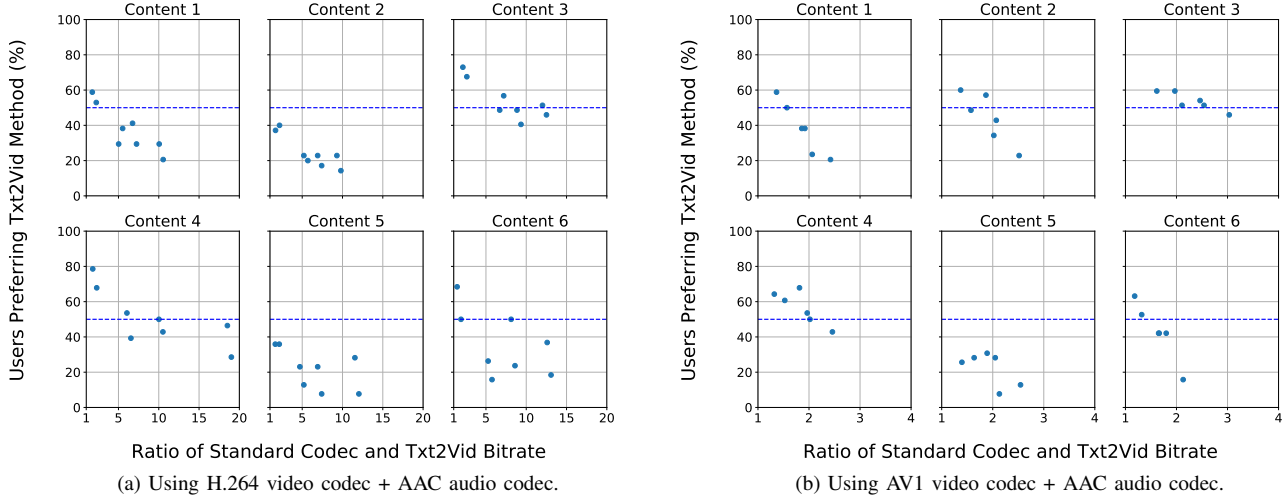


Fig. 7. Subjective study results comparing Txt2Vid videos generated from original audio to standard codecs. Each plot shows the percentage of users preferring the Txt2Vid video over the standard codec vs. the ratio of the bitrate between the standard codec and Txt2Vid. The dashed horizontal line represents the 50% preference levels where the two methods are equally preferred by the participants.

- [2] N. Pandey, A. Pal *et al.*, “Impact of digital surge during Covid-19 pandemic: A viewpoint on research and practice,” *International Journal of Information Management*, vol. 55, p. 102171, 2020.
- [3] Cisco, “Cisco Annual Internet Report (2018–2023) White Paper”, accessed 2021. [Online]. Available: <https://www.cisco.com/c/en/us/solutions/collateral/executive-perspectives/annual-internet-report/white-paper-c11-741490.html>
- [4] M. Candela, V. Luconi, and A. Vecchio, “Impact of the covid-19 pandemic on the internet latency: A large-scale study,” *Computer Networks*, vol. 182, p. 107495, 2020.
- [5] G. S. Ford, “Covid-19 and broadband speeds: A multi-country analysis,” *Available at SSRN 3689044*, 2020.
- [6] T. Wiegand, G. J. Sullivan, G. Bjontegaard, and A. Luthra, “Overview of the H. 264/AVC video coding standard,” *IEEE Transactions on circuits and systems for video technology*, vol. 13, no. 7, pp. 560–576, 2003.
- [7] Y. Chen, D. Murherjee, J. Han, A. Grange, Y. Xu, Z. Liu, S. Parker, C. Chen, H. Su, U. Joshi *et al.*, “An overview of core coding tools in the AV1 video codec,” in *2018 Picture Coding Symposium (PCS)*. IEEE, 2018, pp. 41–45.
- [8] K. Brandenburg, “MP3 and AAC explained,” in *Audio Engineering Society Conference: 17th International Conference: High-Quality Audio Coding*. Audio Engineering Society, 1999.
- [9] Y. Chen, K. Wu, and Q. Zhang, “From QoS to QoE: A tutorial on video quality assessment,” *IEEE Communications Surveys & Tutorials*, vol. 17, no. 2, pp. 1126–1165, 2014.
- [10] Y. Li, M. Min, D. Shen, D. Carlson, and L. Carin, “Video generation from text,” in *Proceedings of the AAAI Conference on Artificial Intelligence*, vol. 32, no. 1, 2018.
- [11] D. Kim, D. Joo, and J. Kim, “Tivgan: Text to image to video generation with step-by-step evolutionary generator,” *IEEE Access*, vol. 8, pp. 153 113–153 122, 2020.
- [12] D. Weissenborn, O. Täckström, and J. Uszkoreit, “Scaling autoregressive video models,” *arXiv preprint arXiv:1906.02634*, 2019.
- [13] A. Ramesh, M. Pavlov, G. Goh, S. Gray, C. Voss, A. Radford, M. Chen, and I. Sutskever, “Zero-shot text-to-image generation,” *arXiv preprint arXiv:2102.12092*, 2021.
- [14] J. Cho, J. Lu, D. Schwenk, H. Hajishirzi, and A. Kembhavi, “X-LXMERT: Paint, Caption and Answer Questions with Multi-Modal Transformers,” *arXiv preprint arXiv:2009.11278*, 2020.
- [15] E. Mansimov, E. Parisotto, J. L. Ba, and R. Salakhutdinov, “Generating images from captions with attention,” *arXiv preprint arXiv:1511.02793*, 2015.
- [16] A. Siarohin, S. Lathuilière, S. Tulyakov, E. Ricci, and N. Sebe, “First order motion model for image animation,” *Advances in Neural Information Processing Systems*, vol. 32, pp. 7137–7147, 2019.
- [17] T.-C. Wang, M.-Y. Liu, J.-Y. Zhu, G. Liu, A. Tao, J. Kautz, and B. Catanzaro, “Video-to-video synthesis,” *arXiv preprint arXiv:1808.06601*, 2018.
- [18] E. Zakharov, A. Ivakhnenko, A. Shysheya, and V. Lempitsky, “Fast Bi-layer Neural Synthesis of One-Shot Realistic Head Avatars,” in *European Conference on Computer Vision*. Springer, 2020, pp. 524–540.
- [19] K. Prajwal, R. Mukhopadhyay, V. P. Nambodiri, and C. Jawahar, “A lip sync expert is all you need for speech to lip generation in the wild,” in *Proceedings of the 28th ACM International Conference on Multimedia*, 2020, pp. 484–492.
- [20] Y. Zhou, X. Han, E. Shechtman, J. Echevarria, E. Kalogerakis, and D. Li, “Makeltalk: speaker-aware talking-head animation,” *ACM Transactions on Graphics (TOG)*, vol. 39, no. 6, pp. 1–15, 2020.
- [21] S. Suwajanakorn, S. M. Seitz, and I. Kemelmacher-Shlizerman, “Synthesizing Obama: learning lip sync from audio,” *ACM Transactions on Graphics (TOG)*, vol. 36, no. 4, pp. 1–13, 2017.
- [22] O. Fried, A. Tewari, M. Zollhöfer, A. Finkelstein, E. Shechtman, D. B. Goldman, K. Genova, Z. Jin, C. Theobalt, and M. Agrawala, “Text-based editing of talking-head video,” *ACM Transactions on Graphics (TOG)*, vol. 38, no. 4, pp. 1–14, 2019.
- [23] Y. Deng, J. Yang, D. Chen, F. Wen, and X. Tong, “Disentangled and controllable face image generation via 3d imitative-contrastive learning,” in *Proceedings of the IEEE/CVF Conference on Computer Vision and Pattern Recognition*, 2020, pp. 5154–5163.
- [24] T.-C. Wang, A. Mallya, and M.-Y. Liu, “One-Shot Free-View Neural Talking-Head Synthesis for Video Conferencing,” *arXiv preprint arXiv:2011.15126*, 2020.
- [25] R. Prabhakar, S. Chandak, C. Chiu, R. Liang, H. Nguyen, K. Tatwawadi, and T. Weissman, “Reducing latency and bandwidth for video streaming using keypoint extraction and digital puppetry,” *arXiv preprint arXiv:2011.03800*, 2020.
- [26] Resemble, *RESEMBLE.AI: Create AI Voices that sound real.*, accessed 2021. [Online]. Available: <https://www.resemble.ai>
- [27] Gzip, *Gzip*, accessed 2021. [Online]. Available: <https://www.gzip.org>
- [28] Bzip2, *Bzip2*, accessed 2021. [Online]. Available: <http://www.bzip.org>
- [29] W. M. Systems, “Video Streaming Latency Report,” accessed 2021. [Online]. Available: <https://www.wowza.com/wp-content/uploads/Streaming-Video-Latency-Report-Interactive-2020.pdf>
- [30] Q. Wang, Z. Fan, and S. Xia, “3D-TalkEmo: Learning to Synthesize 3D Emotional Talking Head,” *arXiv preprint arXiv:2104.12051*, 2021.
- [31] S. Taylor, T. Kim, Y. Yue, M. Mahler, J. Krahe, A. G. Rodriguez, J. Hodgins, and I. Matthews, “A deep learning approach for generalized speech animation,” *ACM Transactions on Graphics (TOG)*, vol. 36, no. 4, pp. 1–11, 2017.
- [32] D. Cudeiro, T. Bolkart, C. Laidlaw, A. Ranjan, and M. J. Black, “Capture, learning, and synthesis of 3D speaking styles,” in *Proceedings of*

- the *IEEE/CVF Conference on Computer Vision and Pattern Recognition*, 2019, pp. 10 101–10 111.
- [33] T. Karras, T. Aila, S. Laine, A. Herva, and J. Lehtinen, “Audio-driven facial animation by joint end-to-end learning of pose and emotion,” *ACM Transactions on Graphics (TOG)*, vol. 36, no. 4, pp. 1–12, 2017.
 - [34] Y. Zhou, Z. Xu, C. Landreth, E. Kalogerakis, S. Maji, and K. Singh, “Visemenet: Audio-driven animator-centric speech animation,” *ACM Transactions on Graphics (TOG)*, vol. 37, no. 4, pp. 1–10, 2018.
 - [35] L. Chen, H. Zheng, R. K. Maddox, Z. Duan, and C. Xu, “Sound to visual: Hierarchical cross-modal talking face video generation,” in *IEEE Computer Society Conference on Computer Vision and Pattern Recognition workshops*, 2019.
 - [36] A. Jamaludin, J. S. Chung, and A. Zisserman, “You said that?: Synthesising talking faces from audio,” *International Journal of Computer Vision*, vol. 127, no. 11, pp. 1767–1779, 2019.
 - [37] P. KR, R. Mukhopadhyay, J. Philip, A. Jha, V. Nambodiri, and C. Jawahar, “Towards automatic face-to-face translation,” in *Proceedings of the 27th ACM International Conference on Multimedia*, 2019, pp. 1428–1436.
 - [38] J. Thies, M. Elgharib, A. Tewari, C. Theobalt, and M. Nießner, “Neural voice puppetry: Audio-driven facial reenactment,” in *European Conference on Computer Vision*. Springer, 2020, pp. 716–731.
 - [39] Google, *Google Text-to-Speech*, accessed 2021. [Online]. Available: <https://cloud.google.com/text-to-speech>
 - [40] M. Azure, *Microsoft Text-to-Speech*, accessed 2021. [Online]. Available: <https://azure.microsoft.com/en-in/services/cognitive-services/text-to-speech/>
 - [41] Descript, *Descript: Ultra-realistic voice cloning*, accessed 2021. [Online]. Available: <https://www.descript.com/overdub>
 - [42] A. Baevski, H. Zhou, A. Mohamed, and M. Auli, “wav2vec 2.0: A framework for self-supervised learning of speech representations,” *arXiv preprint arXiv:2006.11477*, 2020.
 - [43] Google, *Google Speech-to-Text*, accessed 2021. [Online]. Available: <https://cloud.google.com/speech-to-text>
 - [44] C. Coupé, Y. M. Oh, D. Dediu, and F. Pellegrino, “Different languages, similar encoding efficiency: Comparable information rates across the human communicative niche,” *Science advances*, vol. 5, no. 9, p. eaaw2594, 2019.
 - [45] C. Vaccari and A. Chadwick, “Deepfakes and disinformation: Exploring the impact of synthetic political video on deception, uncertainty, and trust in news,” *Social Media+ Society*, vol. 6, no. 1, p. 2056305120903408, 2020.
 - [46] C. Leibowicz, S. McGregor, and A. Ovadya, “The deepfake detection dilemma: A multistakeholder exploration of adversarial dynamics in synthetic media,” *arXiv preprint arXiv:2102.06109*, 2021.